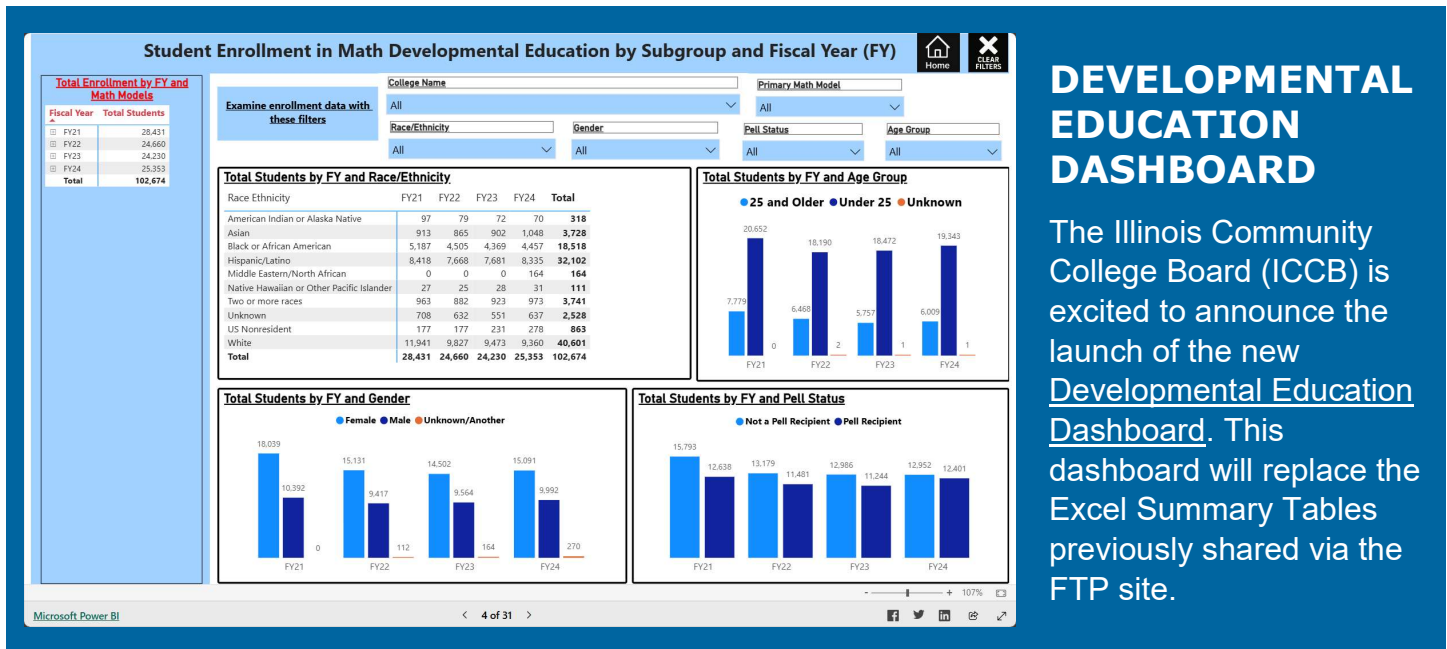


ICCB Research & Analytics

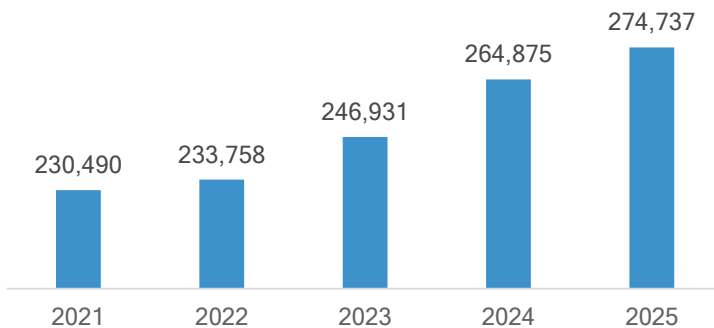
INSIGHTS FROM REPORTS PUBLISHED OCTOBER—DECEMBER 2025



DEVELOPMENTAL EDUCATION DASHBOARD

The Illinois Community College Board (ICCB) is excited to announce the launch of the new [Developmental Education Dashboard](#). This dashboard will replace the Excel Summary Tables previously shared via the FTP site.

Fall Enrollment

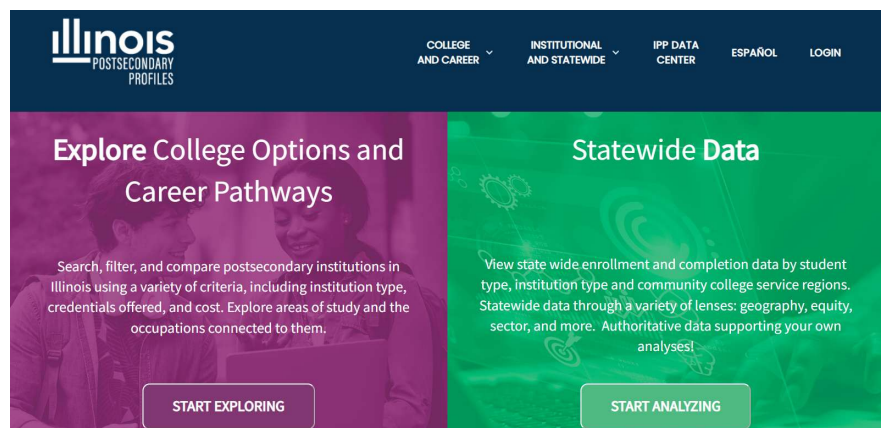


FALL ENROLLMENT UP FOR THIRD YEAR IN A ROW

Fall enrollment in public 2-year institutions in Illinois increased for the third year in a row. Fall 2025 enrollment has increased **1.3 percent** since pre-pandemic Fall 2019 (271,335).

ILLINOIS POSTSECONDARY PROFILES UPDATED

The [Illinois Postsecondary Profiles](#) site has a new look. Visit the site to see the new layout and visualizations. Enrollment and Completions data for public two-year institutions is now available through Fiscal Year (FY) 2025.



ALL REPORTS PUBLISHED OCTOBER 2025—DECEMBER 2025

Annual Report

[FY 2025 Student Enrollment and Completions in the Illinois Community College System](#) and [Executive Summary](#)

Snapshots and Insights

Affordability

[Tuition and Fees Summary](#) and [By College](#) (FY 2026 data added)

Developmental Education

[Developmental Education Dashboard](#)

District Census Data

[2025 Index of Need Tables](#)

Student Reports

Enrollment Reports

[2025 Fall Enrollment Report](#)

Licensure Pass Rates

[FY 2024 Licensure Pass Rates Report](#)

Student Parent Data

[2025 Overall Enrollment by College](#)

[2025 Race/Ethnicity by College](#)

[2025 Enrollment Status \(Full-time/Part-time\) by College](#)

[2025 Academic Program of Enrollment by College](#)

[2025 MAP and Pell Status by College](#)

[2025 Average Grade Point Average by College](#)

[2025 Academic Program of Completion by College](#)

[2025 Persistence by College](#)

[2025 Gender by College](#)

[2025 Age Group by College](#)