


DATA AND CHARACTERISTICS

of the
Illinois Public Community College System



Illinois Community College Board
401 East Capitol Avenue
Springfield, IL 62701-1711
Telephone: (217) 785-0123
August 2004
www.iccb.state.il.us

DATA AND CHARACTERISTICS OF THE ILLINOIS PUBLIC COMMUNITY COLLEGE SYSTEM

AUGUST 2004

TABLE OF CONTENTS

	<u>Page</u>
Introduction	ix
A Summary Profile of the Illinois Public Community Colleges	x
Map of the Illinois Public Community College Districts	xi
Section I - Fall Student Characteristics	1
Table I-1 - Summary of Opening Fall 2003 Student Headcount Enrollment by Sex and Type of Attendance	2
Table I-2 - Summary of Opening Fall 2003 Student Headcount Enrollment by Instructional Program Area	4
Table I-3 - Summary of Opening Fall 2003 Student Headcount Enrollment by Age	5
Table I-4 - Summary of Opening Fall 2003 Student Headcount Enrollment by Ethnic Origin	6
Table I-5 - Summary of Opening Fall 2003 Student Headcount Enrollment by Academic Classification	7
Table I-6 - Summary of Opening Fall 2003 Student Headcount Enrollment by Type of Residency	8
Table I-7 - Summary of Opening Fall 2003 Student Headcount Enrollment by Enrollment Status	9
Table I-8 - Proportions of District Populations Served by Illinois Public Community Colleges in Instructional Credit Curricula by Headcount and FTE	10
Table I-9 - Summary of Opening Fall 2003 Student Headcount Enrollment by Instructional Program Area and Student Level	11

TABLE OF CONTENTS
(Continued)

	<u>Page</u>
Table I-10 - Summary of Opening Fall Term Student Headcount Enrollment - Fall 1994 Through Fall 2003	15
Table I-11 - Summary of Opening Fall Term Student FTE Enrollment - Fall 1994 Through Fall 2003	16
Section II - Faculty and Staff Data	17
Table II-1 - Summary of Instructional Teaching Faculty (9 and 12 mos.) Employed in Illinois Public Community Colleges by Sex and Employment Status During Fall 2003	19
Table II-2 - Summary of Administrative Staff Employed in Illinois Public Community Colleges by Sex and Employment Status During Fall 2003	20
Table II-3 - Summary of Other Nonteaching Professional Staff (9 and 12 month) Employed in Illinois Public Community Colleges by Sex and Employment Status During Fall 2003	21
Table II-4 - Summary of Civil Service or Classified Staff Employed in Illinois Public Community Colleges by Sex and Employment Status During Fall 2003	22
Table II-5 - Fiscal Year 2004 Average Contractual Base Salaries for Full-Time Teaching Faculty (9 Mos.), Administrative Staff (12 Mos.), and Nonteaching Professional Staff (12 Mos.) in Illinois Public Community Colleges	23
Table II-6 - Average On-Campus Class by Type - Fall 2003	24
Table II-7 - Percentage of On-Campus Classes by Class Size Categories - Fall 2003	25
Section III - Annual Enrollment and Completion Data	26
Table III-1 - Summary of Annual Unduplicated Headcount Enrollment by Sex for Fiscal Year 2003	27

TABLE OF CONTENTS
(Continued)

	<u>Page</u>
Table III-2 - Summary of Annual Unduplicated Headcount Enrollment by Program Classification for Fiscal Year 2003	28
Table III-3 - Annual Unduplicated Enrollment by Academic Program by College for Fiscal Year 2003	29
Table III-4 - Summary of Annual Unduplicated Headcount Enrollment by Age for Fiscal Year 2003	52
Table III-5 - Summary of Annual Unduplicated Headcount Enrollment by Ethnic Origin for Fiscal Year 2003	53
Table III-6 - Highest Degree Previously Earned for Fiscal Year 2003 Illinois Public Community College Students	54
Table III-7 - Summary of Transfer and General Studies Degrees and Certificates Awarded in Fiscal Year 2003	55
Table III-8 - Summary of Occupational Degrees and Certificates Awarded in Fiscal Year 2003	57
Table III-9 - Annual Duplicated Completers by Academic Program by College for Fiscal Year 2003	58
Table III-10 - Summary of Adult Education Completions Awarded in Fiscal Year 2003 by Community College District	78
Table III-11 - Summary of High School Completions Awarded in Fiscal Year 2003 by Community College District	79
Table III-12 - Summary of Annual Unduplicated Headcount Enrollment by Ethnic Origin in General Associate Programs-Fiscal Year 2003	80
Table III-13 - Summary of Annual Unduplicated Headcount Enrollment by Ethnic Origin in Baccalaureate/Transfer Programs-Fiscal Year 2003	81
Table III-14 - Summary of Annual Unduplicated Headcount Enrollment by Ethnic Origin in Occupational Programs-Fiscal Year 2003	82

TABLE OF CONTENTS
(Continued)

	<u>Page</u>
Table III-15 - Summary of Annual Unduplicated Headcount Enrollment by Ethnic Origin in General Studies Programs-Fiscal Year 2003	83
Table III-16 - Summary of Annual Unduplicated Headcount Enrollment by Ethnic Origin in Vocational Programs-Fiscal Year 2003	84
Table III-17 - Summary of Annual Unduplicated Headcount Enrollment by Ethnic Origin in Adult Basic Education Programs-Fiscal Year 2003	85
Table III-18 - Summary of Annual Unduplicated Headcount Enrollment by Ethnic Origin in Adult Secondary Education Programs-Fiscal Year 2003	86
Table III-19 - Summary of Annual Unduplicated Headcount Enrollment by Ethnic Origin in English as a Second Language Programs- Fiscal Year 2003	87
Section IV - Financial Data	88
Table IV-1 - Annual FTE Students - Fiscal Year 1993 Through Fiscal Year 2003	89
Table IV-2 - Total ICCB Grants Paid to Community Colleges - Fiscal Year 1997 Through Fiscal Year 2004	90
Table IV-3 - Net Instructional Unit Cost in Illinois Public Community Colleges Since Fiscal Year 1997	91
Table IV-4 - Net Instructional Unit Cost in Illinois Public Community Colleges- Unrestricted Costs Only	92
Table IV-5 - Fiscal Year 2003 Total Reimbursable Credit Hours	93
Table IV-6 - Fiscal Year 2003 Total Reimbursable Unrestricted Credit Hours	94
Table IV-7 - Summary of Fiscal Year 2003 ICCB Grants to Illinois Public Community Colleges	95
Table IV-8 - Summary of Fiscal Year 2004 ICCB Grants to Illinois Public Community Colleges	96

TABLE OF CONTENTS
(Continued)

	<u>Page</u>
Table IV-9 - Per Capita Costs, Chargeback Rates, and Student Tuition and Fee Rates at Illinois Public Community College Districts	97
Table IV-10 - 2002 Operating Tax Extensions for Real Estate and Other Property Tax and 2003 Corporate Personal Property Replacement Tax Revenues	98
Table IV-11 - 2002 Tax Levy Rates (Per \$100 of EAV)	99
Table IV-12 - Fiscal Year 2003 Net Instructional Unit Cost by Funded Instructional Categories in Illinois Public Community Colleges	100
Table IV-13 - Fiscal Year 2003 Net Instructional Unit Cost by Funded Instructional Categories in Illinois Public Community Colleges - Unrestricted Costs	101
Table IV-14 - Fiscal Year 2003 Audited Operating Revenues by Source	102
Table IV-15 - Fiscal Year 2003 Audited Operating Expenditures by Function	104
Table IV-16 - Fiscal Year 2003 Audited Operating Expenditures by Object	105
Table IV-17 - Fiscal Year 2003 Total Current Fund Revenue by Source	106
Table IV-18 - Fiscal Year 2003 Total Current Fund Expenditures by Function	107
Table IV-19 - Fiscal Year 2003 Energy Costs	108
Section V - Facilities Data	109
Table V-1 - Summary of Acres by Use for Illinois Public Community Colleges as of August 1, 2003	110

TABLE OF CONTENTS
(Continued)

	<u>Page</u>
Table V-2 - Summary of Total Square Footage Available on Illinois Public Community College Campuses as of June 30, 2003	111
Table V-3 - Square Footage of On-Campus Facilities Under Construction or Approved for Construction as of August 1, 2003	112
Table V-4 - Total Net Assignable Square Footage by Room Use Classification	113
Table V-5 - Net Assignable Square Footage in Completed Permanent State-Funded Facilities by Higher Education Facility Inventory Room Use Classification as of June 30, 2003	114
Table V-6 - Net Assignable Square Footage in Completed Permanent Locally Funded Facilities by Higher Education Facility Inventory Room Use Classification as of June 30, 2003	115
Table V-7 - Net Assignable Square Footage in Temporary Facilities by Higher Education Facility Inventory Room Use Classification as of June 30, 2003	116
Table V-8 - Net Assignable Square Footage in State-Funded Facilities Under Construction or Approved for Construction by Higher Education Facility Inventory Room Use Classification as of August 1, 2003	117
Table V-9 - Net Assignable Square Footage in Locally Funded Permanent Facilities Under Construction or Approved for Construction as of August 1, 2003	118
Table V-10 - Total Net Assignable Square Feet of Permanent Facilities by Room Use Classification Per 10th Day On-Campus FTE Student as of June 30, 2003 (Completed, Under Construction, Approved, or Appropriated)	119
Table V-11 - Total Protection, Health, and Safety Projects Approved	120
Table V-12 - Budgeted Revenue for Community College Construction Since January 1990	121

TABLE OF CONTENTS
(Continued)

	<u>Page</u>
Table V-13 - Budgeted Revenue for Permanent Community College Facilities Under Construction or Planned as of February 2004	146
Table V-14 - Capital Projects Under Construction - Funding Authorized by Protection, Health, and Safety Legislation	156
Table V-15 - Capital Renewal Projects Approved for Fiscal Year 2002	163
Table V-16 - Capital Renewal Projects Approved for Fiscal Year 2003	164
Table V-17 - Capital Renewal Projects Approved for Fiscal Year 2004	165

LIST OF FIGURES

	<u>Page</u>
Figure 1 - Opening Fall 2003 Headcount Enrollment by Instructional Program Area	3
Figure 2 - Fall 2003 State Headcount Distribution of Employees by Employee Group	18
Figure 3 - FY 2003 Annual Duplicated Completers in Broad Program Categories	56
Figure 4 - FY 2003 Audited Sources of Revenue	103

INTRODUCTION

This is the twenty-second publication of a comprehensive data book by the Illinois Community College Board (ICCB). This document contains data and characteristics of the Illinois public community college system and is designed to serve as a basic reference. No analysis of the data is intended in this document. The data are obtained from various surveys and studies conducted by ICCB staff and from the colleges' annual MIS submissions.

This year the major data tables from the data book will again be available to colleges in computer-readable form using Quattro Pro (Windows) spreadsheet format. To receive the data book in computer-readable form: (1) send two blank, formatted 3 1/2 inch diskettes that can be read by an IBM compatible microcomputer; (2) specify whether the diskettes are high density or regular density; (3) enclose a self-addressed envelope with return postage; and (4) forward your request to the Production Controller, Information Technology Services, Illinois Community College Board, 401 East Capitol Avenue, Springfield, Illinois 62701-1711. Access to the 2004 Data Book is also available on the ICCB website at www.iccb.state.il.us/HTML/publications/reports.html, scroll down to *Data and Characteristics of the Illinois Public Community College System*, click on August 2004.

This document contains annual data for fiscal year 2002 and fall term data for 2003 (fiscal year 2003). Enrollment data and faculty and staff data are collected during the fall term each year; thus, these data are fall term 2003 (fiscal year 2003). Budgeted operating finance and facilities data are for fiscal year 2003. Audited financial data, unit cost data, annual enrollments, and graduate data are for fiscal year 2003.

This publication provides information about (1) students, (2) faculty and staff, (3) annual enrollment and completion, (4) operating finance, and (5) capital construction. Each of these areas constitutes a section of this document. Several tables summarize data from more detailed reports that have been published separately. The objective of this document is to provide useful summaries of data for community college districts in one reference document. If you have requests for other data or suggestions for additions or deletions, please contact the ICCB office.

Special acknowledgment is extended to the personnel of the colleges for their cooperation in completing surveys and providing the ICCB with computer-readable data on a timely basis.

Note that one Illinois public community college changed its name during fiscal year 2000. Southwestern Illinois was formerly known as Belleville Area College. Individuals interested in making comparisons with prior editions of this report should be aware of this change.

Table 1 on the next page is a summary profile of selected statistics for the 39 Illinois public community college districts. The map on page x shows the geographic location of each college district.

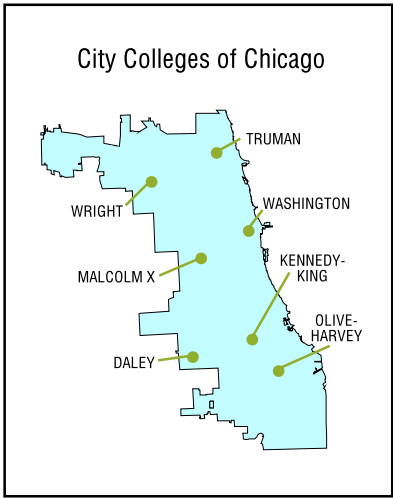
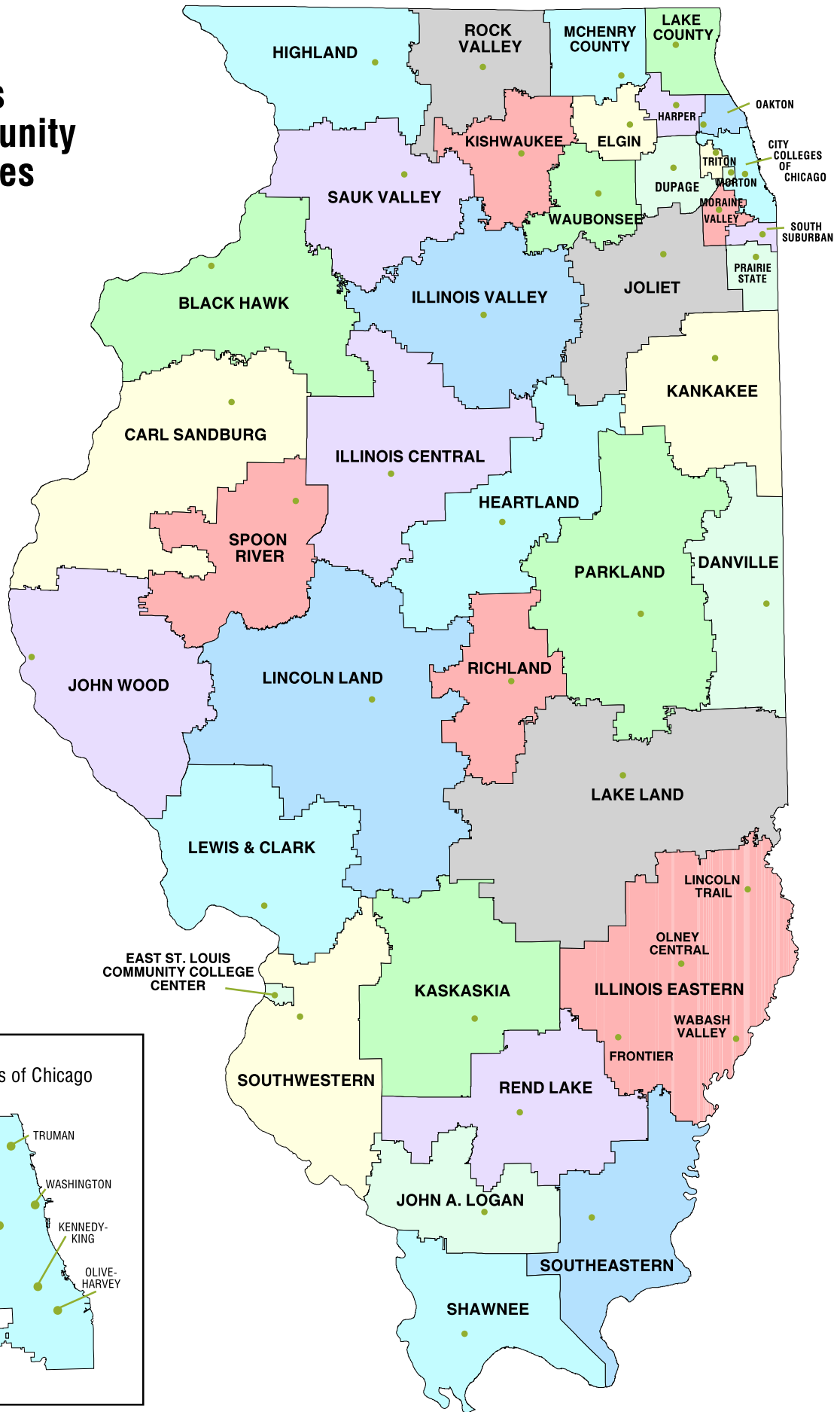
Illinois Community College Board

Table 1

A SUMMARY PROFILE OF THE ILLINOIS PUBLIC COMMUNITY COLLEGES

Dist. No.	District	District Location	District Size			2002 Tax Base EAV	2002 Tax Rates Extended				Student Enrollment		FY 04 Annual Tuition & Fee Charges
			# of Coll.	2002 Population	Square Miles		Educ. & O&M Rate	Bond & Interest Rate	All Other Tax Rates	Total	Fall 2003 Headcount	Annual FY 03 FTE	
503	BLACK HAWK	Moline	1	224,719	2,240	\$2,761,171,231	19.00	0.00	17.71	36.71	6,266	4,803	\$1,830
508	CHICAGO	Chicago	7	2,886,102	230	\$45,309,524,105	16.98	0.00	11.03	28.01	(67,383)	42,233	\$1,810
507	DANVILLE	Danville	1	89,472	1,288	\$838,223,723	44.79	7.31	7.84	59.94	2,760	1,631	\$1,620
502	DUPAGE	Glen Ellyn	1	1,027,807	350	\$30,661,741,626	18.18	3.39	0.48	22.05	30,378	15,968	\$2,070
509	ELGIN	Elgin	1	416,671	343	\$8,366,852,313	27.65	0.54	7.74	35.93	10,573	5,231	\$1,860
512	HARPER	Palatine	1	516,628	193	\$16,793,410,367	21.90	6.65	1.03	29.58	14,991	8,078	\$2,361
540	HEARTLAND	Bloomington	1	198,168	1,863	\$3,046,572,731	22.50	5.34	5.63	33.47	4,672	2,739	\$1,650
519	HIGHLAND	Freeport	1	90,789	1,640	\$1,347,623,431	25.00	12.17	10.68	47.85	2,462	1,672	\$1,770
514	ILLINOIS CENTRAL	East Peoria	1	359,840	2,322	\$4,679,591,321	25.00	7.73	13.00	45.73	11,567	6,716	\$1,680
529	ILLINOIS EASTERN	Olney	4	109,388	3,066	\$1,010,388,778	25.00	14.35	4.86	44.21	(9,069)	5,021	\$1,440
513	ILLINOIS VALLEY	Oglesby	1	149,354	2,058	\$2,314,221,099	17.00	8.37	21.10	46.47	4,105	2,596	\$1,838
525	JOLIET	Joliet	1	513,194	1,434	\$11,244,104,015	20.00	0.00	2.10	22.10	13,245	7,225	\$1,815
520	KANKAKEE	Kankakee	1	131,376	1,586	\$1,656,267,401	18.00	0.00	9.97	27.97	3,593	2,902	\$1,800
501	KASKASKIA	Centralia	1	120,033	2,231	\$970,925,088	24.98	4.26	11.96	41.20	4,636	2,783	\$1,560
523	KISHWAUKEE	Malta	1	100,071	831	\$1,456,506,082	34.96	14.72	5.03	54.71	4,076	2,451	\$1,830
532	LAKE COUNTY	Grayslake	1	650,435	442	\$17,249,816,445	18.90	1.00	0.27	20.17	15,822	7,153	\$1,740
517	LAKE LAND	Mattoon	1	188,176	3,961	\$1,973,612,927	17.98	7.21	20.12	45.31	7,256	5,115	\$1,784
536	LEWIS & CLARK	Godfrey	1	219,281	2,044	\$2,398,652,508	25.00	14.68	5.65	45.33	7,352	3,354	\$1,920
526	LINCOLN LAND	Springfield	1	330,725	4,115	\$4,261,485,216	34.00	2.93	3.56	40.49	7,115	4,450	\$1,575
530	LOGAN	Carterville	1	143,127	1,192	\$1,125,101,651	35.00	0.00	12.33	47.33	6,461	4,084	\$1,620
528	MC HENRY	Crystal Lake	1	237,968	600	\$5,590,987,625	30.00	1.77	0.72	32.49	5,940	3,444	\$1,860
524	MORAIN VALLEY	Palos Hills	1	403,573	133	\$8,564,047,922	19.98	2.04	2.47	24.49	15,780	8,676	\$1,740
527	MORTON	Cicero	1	154,607	17	\$1,629,160,584	31.70	3.56	9.66	44.92	4,809	2,541	\$1,590
535	OAKTON	Des Plaines	1	465,551	107	\$16,562,197,488	17.27	0.00	0.58	17.85	11,910	6,896	\$1,818
505	PARKLAND	Champaign	1	246,327	2,908	\$3,306,711,800	36.00	0.00	10.52	46.52	9,245	5,737	\$1,860
515	PRAIRIE STATE	Chicago Hgts.	1	209,830	220	\$2,938,017,946	21.58	5.47	7.34	34.39	5,544	2,888	\$2,100
521	REND LAKE	Ina	1	91,587	1,850	\$602,795,547	24.17	11.99	14.54	50.70	3,446	2,451	\$1,560
537	RICHLAND	Decatur	1	135,758	1,114	\$1,753,060,668	25.31	6.43	5.99	37.73	3,342	2,283	\$1,665
511	ROCK VALLEY	Rockford	1	346,800	1,033	\$4,925,572,505	27.00	12.87	3.64	43.51	9,298	5,292	\$1,710
518	SANDBURG	Galesburg	1	112,074	2,834	\$1,281,448,552	22.00	14.25	14.17	50.42	3,554	2,251	\$2,250
506	SAUK VALLEY	Dixon	1	103,608	1,625	\$1,267,732,787	27.50	11.03	7.48	46.01	2,579	1,666	\$1,800
531	SHAWNEE	Ullin	1	62,498	1,466	\$445,440,869	27.28	0.00	12.63	39.91	2,083	1,623	\$1,350
510	SOUTH SUBURBAN	S. Holland	1	280,991	79	\$3,313,991,836	17.50	6.70	14.38	38.58	7,649	4,574	\$2,183
533	SOUTHEASTERN	Harrisburg	1	54,223	1,656	\$364,921,311	37.74	11.01	9.44	58.19	3,014	1,839	\$1,560
522	SOUTHWESTERN	Belleville	1	439,742	2,054	\$4,326,828,088	14.95	0.90	13.63	29.48	15,113	7,701	\$1,560
534	SPOON RIVER	Canton	1	71,643	1,566	\$634,093,390	24.72	10.32	13.23	48.27	2,161	1,199	\$1,860
504	TRITON	River Grove	1	331,942	55	\$7,439,664,991	23.02	0.03	2.37	25.42	15,023	8,127	\$1,830
516	WAUBONSEE	Sugar Grove	1	288,759	624	\$5,583,716,367	28.70	1.29	10.39	40.38	8,373	4,938	\$1,560
539	WOOD	Quincy	1	97,798	2,363	\$946,575,148	22.50	3.43	11.06	36.99	2,374	1,500	\$2,130
			48	12,600,635	55,733	\$230,942,757,482	24.89	5.48	8.62	39.00	288,567	211,830	\$1,784

Illinois Community Colleges



Section I

FALL STUDENT CHARACTERISTICS

This section includes data on headcount and full-time equivalent (FTE) student enrollments in Illinois public community colleges.

In fall 2003, the public community colleges of Illinois enroll approximately 64.5 percent of all students enrolled in public colleges and universities in the state of Illinois. The diverse population of the communities that the colleges serve is reflected in the student characteristics shown in this section.

The tables show student enrollments based on opening counts (10th-day enrollments) for the fall term. Opening enrollment counts are a snapshot count at the end of the regular registration for the fall term and do not include many students who enroll for courses which start later in a term - particularly in adult education.

Table I-1 lists the fall 2003 student headcount enrollment by sex and type of attendance. Over 58 percent of the 365,019 students enrolled in Illinois public community colleges were women. Part-time students accounted for approximately 65 percent of the enrollments.

Table I-2 itemizes the fall 2003 student headcount enrollment by instructional program area. As depicted in Figure 1, 43.33 percent of the students were enrolled in baccalaureate/transfer programs, 34.39 percent in occupational and vocational skills programs, 1.90 percent in general studies programs, 5.76 percent in general associate programs, and 14.62 percent in adult basic education/adult secondary education/English as a Second Language programs.

The data in Table I-3 show fall 2003 headcount enrollment by age categories and provide the median age of students for each public community college. The median age for fall 2003 students was 23.5 years. This is down .2 years from the fall 2002 median age of 23.7. The fall 2003 mean age was 28.27 years.

Tables I-4 through I-7 summarize fall 2003 student headcount enrollment by ethnic origin, academic classification, type of residency, and enrollment status. Table I-5 shows that approximately 19.7 percent of fall 2003 students were classified as sophomores. Almost 49 percent of the fall 2003 enrollments were classified as freshmen.

Table I-8 lists by headcount and FTE the proportions of district populations served by Illinois public community colleges in instructional credit curricula. Table I-9 summarizes fall 2003 headcount enrollment by instructional program area and student level.

Table I-10 details the trends in community college headcount enrollments from fall 1994 through fall 2003. Table I-11 lists the trends of FTE enrollments for the same ten-year period.

Illinois Community College Board
Table I-1
SUMMARY OF OPENING FALL 2003 STUDENT HEADCOUNT ENROLLMENT BY
SEX AND TYPE OF ATTENDANCE

Dist. No.	District/College	Male	Female	Full-time	Part-time	Total
503	Black Hawk	2,509	3,757	3,092	3,174	6,266
508	Chicago	(26,105)	(41,278)	(22,858)	(44,525)	(67,383)
	Daley	4,178	7,025	3,602	7,601	11,203
	Kennedy-King	1,898	4,199	3,357	2,740	6,097
	Malcolm X	2,735	5,291	4,071	3,955	8,026
	Olive-Harvey	2,061	4,055	3,342	2,774	6,116
	Truman	6,996	8,419	2,138	13,277	15,415
	Washington	3,387	4,825	3,263	4,949	8,212
	Wilbur Wright	4,850	7,464	3,085	9,229	12,314
507	Danville	1,054	1,706	1,275	1,485	2,760
502	DuPage	12,981	17,397	10,322	20,056	30,378
509	Elgin	4,653	5,920	3,153	7,420	10,573
512	Harper	6,279	8,712	5,436	9,555	14,991
540	Heartland	2,050	2,622	1,929	2,743	4,672
519	Highland	861	1,601	1,147	1,315	2,462
514	Illinois Central	5,091	6,476	4,781	6,786	11,567
529	Illinois Eastern	(4,095)	(4,974)	(2,150)	(6,919)	(9,069)
	Frontier	711	1,196	209	1,698	1,907
	Lincoln Trail	736	621	443	914	1,357
	Olney Central	709	998	845	862	1,707
	Wabash Valley	1,939	2,159	653	3,445	4,098
513	Illinois Valley	1,718	2,387	1,746	2,359	4,105
525	Joliet	5,529	7,716	4,452	8,793	13,245
520	Kankakee	1,292	2,301	1,197	2,396	3,593
501	Kaskaskia	1,811	2,825	2,135	2,501	4,636
523	Kishwaukee	1,785	2,291	1,853	2,223	4,076
532	Lake County	6,719	9,103	4,099	11,723	15,822
517	Lake Land	3,782	3,474	3,255	4,001	7,256
536	Lewis & Clark	3,075	4,277	2,304	5,048	7,352
526	Lincoln Land	2,974	4,141	2,788	4,327	7,115
530	Logan	2,748	3,713	2,582	3,879	6,461
528	McHenry	2,512	3,428	2,048	3,892	5,940
524	Moraine Valley	6,528	9,252	6,230	9,550	15,780
527	Morton	1,849	2,960	1,069	3,740	4,809
535	Oakton	5,113	6,797	3,211	8,699	11,910
505	Parkland	4,039	5,206	4,679	4,566	9,245
515	Prairie State	2,145	3,399	1,682	3,862	5,544
521	Rend Lake	1,623	1,823	1,656	1,790	3,446
537	Richland	1,194	2,148	1,197	2,145	3,342
511	Rock Valley	3,928	5,370	3,326	5,972	9,298
518	Sandburg	1,295	2,259	1,461	2,093	3,554
506	Sauk Valley	949	1,630	1,121	1,458	2,579
531	Shawnee	740	1,343	996	1,087	2,083
510	South Suburban	2,307	5,342	2,459	5,190	7,649
533	Southeastern	1,754	1,260	1,083	1,931	3,014
522	Southwestern*	6,521	8,592	5,109	10,004	15,113
534	Spoon River	954	1,207	1,016	1,145	2,161
504	Triton	6,650	8,373	3,624	11,399	15,023
516	Waubensee	3,576	4,797	2,391	5,982	8,373
539	Wood	877	1,497	1,211	1,163	2,374
	TOTALS	151,665	213,354	128,123	236,896	365,019

* Formerly Belleville Area College

SOURCE OF DATA: Fall Enrollment (EI Records) - reflects enrollments as of the fall term census date (end of registration).

Will not reflect enrollments in courses that have a starting date later than the census date - particularly those in adult education.

Occupational &
Vocational Studies

General Studies

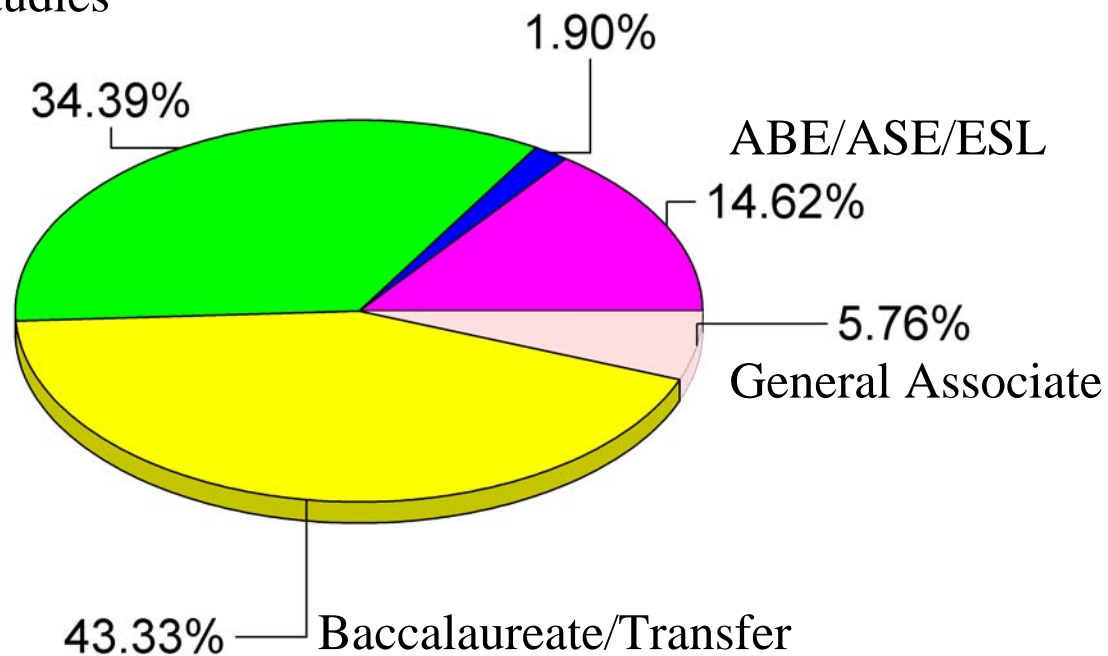


Figure 1. Opening Fall 2003 Headcount Enrollment

by Instructional Program Area

Illinois Community College Board
Table I-2
SUMMARY OF OPENING FALL 2003 STUDENT HEADCOUNT ENROLLMENT
BY INSTRUCTIONAL PROGRAM AREA

Dist. No.	District/College	General Associates	Bacc/Transfer	Occupational	General Studies	Voc Skills	Adult Basic Education	Adult Secondary Education	English as a Second Language
503	Black Hawk	15	3,441	2,266	0	215	42	31	256
508	Chicago	(9,784)	(19,110)	(7,829)	(150)	(2,310)	(6,749)	(2,690)	(18,761)
	Daley	123	3,965	1,488	82	289	888	312	4,056
	Kennedy-King	66	1,852	1,721	23	116	1,641	156	522
	Malcolm X	538	2,434	989	26	196	1,148	767	1,928
	Olive-Harvey	316	2,146	649	4	258	1,863	245	635
	Truman	1,563	3,092	695	11	309	490	865	8,390
	Washington	1,526	4,844	1,716	1	66	37	21	1
	Wilbur Wright	5,652	777	571	3	1,076	682	324	3,229
507	Danville	0	1,423	953	0	284	47	33	20
502	DuPage	182	12,535	8,370	4,480	1,307	212	358	2,934
509	Elgin	693	4,312	3,471	0	151	155	165	1,626
512	Harper	0	7,606	5,530	0	0	206	95	1,554
540	Heartland	0	3,668	524	0	452	19	0	9
519	Highland	19	1,132	1,114	103	94	0	0	0
514	Illinois Central	3,279	4,808	3,095	102	80	103	67	33
529	Illinois Eastern	(611)	(3,328)	(4,128)	(0)	(658)	(224)	(81)	(39)
	Frontier	52	918	341	0	510	48	19	19
	Lincoln Trail	275	630	377	0	0	75	0	0
	Olney Central	158	829	549	0	25	100	46	0
	Wabash Valley	126	951	2,861	0	123	1	16	20
513	Illinois Valley	164	1,527	1,719	631	0	22	38	4
525	Joliet	663	6,750	3,820	215	491	273	201	832
520	Kankakee	86	1,428	1,743	77	245	2	12	0
501	Kaskaskia	496	1,481	2,655	0	0	0	1	3
523	Kishwaukee	0	2,923	820	18	10	57	84	164
532	Lake County	0	7,005	5,862	209	362	312	136	1,936
517	Lake Land	453	3,520	3,003	0	263	2	9	6
536	Lewis & Clark	417	3,979	2,631	0	45	129	126	25
526	Lincoln Land	636	4,121	2,095	11	238	4	5	5
530	Logan	35	2,971	2,586	0	681	97	91	0
528	McHenry	154	3,689	1,607	0	0	81	68	341
524	Moraine Valley	0	7,574	6,306	0	215	199	318	1,168
527	Morton	32	1,985	1,453	3	59	173	29	1,075
535	Oakton	0	6,690	3,215	45	1,700	59	85	116
505	Parkland	381	4,889	3,523	0	188	118	59	87
515	Prairie State	8	2,623	2,066	155	158	257	127	150
521	Rend Lake	0	1,988	1,269	0	183	1	5	0
537	Richland	9	2,137	1,145	30	11	5	3	2
511	Rock Valley	30	4,403	2,211	0	1,841	278	148	387
518	Sandburg	17	1,276	1,701	0	353	29	156	22
506	Sauk Valley	7	1,374	1,038	0	158	1	1	0
531	Shawnee	166	978	631	111	110	57	17	13
510	South Suburban	0	2,923	3,913	0	619	103	66	25
533	Southeastern	2	1,360	1,012	77	538	13	12	0
522	Southwestern*	3	7,054	6,839	39	13	639	338	188
534	Spoon River	263	1,229	450	0	93	66	58	2
504	Triton	1,941	4,611	4,111	0	905	388	390	2,677
516	Waubonsee	494	2,909	2,863	428	73	203	118	1,285
539	Wood	<u>1</u>	<u>1,417</u>	<u>847</u>	<u>44</u>	<u>2</u>	<u>24</u>	<u>28</u>	<u>11</u>
	TOTALS	21,041	158,177	110,414	6,928	15,105	11,349	6,249	35,756

* Formerly Belleville Area College

SOURCE OF DATA: Fall Enrollment (E1 Records) - reflects enrollments as of the fall term census date (end of registration). Will not reflect enrollments in courses that have a starting date later than the census date - particularly those in adult education.

Illinois Community College Board
Table I-3
SUMMARY OF OPENING FALL 2003 STUDENT HEADCOUNT ENROLLMENT
BY AGE

Dist. No.	District/College	Mean Age	Median Age	16 & Under	17-20	21-24	25-30	31-39	40-55	Over 55	Unknown
503	Black Hawk	26.39	22.13	99	2,575	1,073	903	711	700	86	119
508	Chicago	(29.18)	(25.63)	(1,146)	(16,809)	(12,904)	(12,830)	(11,468)	(9,206)	(2,133)	(887)
	Daley	28.19	25.36	236	2,901	2,217	2,264	1,971	1,323	151	140
	Kennedy-King	29.34	25.86	69	1,618	1,108	1,139	1,010	919	150	84
	Malcolm X	29.85	26.63	114	1,921	1,484	1,484	1,439	1,264	225	95
	Olive-Harvey	27.92	24.25	329	1,802	1,057	1,014	947	744	147	76
	Truman	32.06	28.26	200	2,467	2,844	3,442	3,060	2,170	1,015	217
	Washington	28.51	24.70	80	2,336	1,726	1,449	1,253	1,080	185	103
	Wilbur Wright	28.40	24.38	118	3,764	2,468	2,038	1,788	1,706	260	172
507	Danville	27.22	22.40	84	1,089	400	354	360	345	64	64
502	DuPage	30.17	23.69	243	11,010	4,775	3,356	3,605	4,724	1,961	704
509	Elgin	27.39	22.85	324	3,963	1,702	1,434	1,442	1,330	229	149
512	Harper	26.59	22.00	340	6,163	2,533	1,935	1,769	1,800	221	230
540	Heartland	25.35	21.74	77	1,946	1,018	625	498	413	27	68
519	Highland	28.51	22.65	89	975	299	283	333	350	95	38
514	Illinois Central	26.59	21.95	300	4,790	1,820	1,529	1,439	1,346	178	165
529	Illinois Eastern	(31.26)	(26.36)	(874)	(2,354)	(737)	(888)	(1,161)	(2,196)	(729)	(130)
	Frontier	29.45	23.41	454	390	145	160	261	345	110	42
	Lincoln Trail	30.94	24.89	82	445	148	181	189	167	128	17
	Olney Central	27.76	20.08	169	749	147	143	160	226	99	14
	Wabash Valley	36.91	37.09	169	770	297	404	551	1,458	392	57
513	Illinois Valley	27.00	21.71	210	1,667	549	436	517	549	92	85
525	Joliet	28.06	23.02	259	5,153	1,829	1,537	1,949	2,014	271	233
520	Kankakee	29.09	23.83	77	1,278	517	432	511	561	139	78
501	Kaskaskia	26.74	21.50	624	1,466	505	496	567	621	88	269
523	Kishwaukee	24.77	21.00	65	1,939	818	433	384	335	32	70
532	Lake County	28.90	24.72	101	5,318	2,492	2,301	2,535	2,439	394	242
517	Lake Land	26.13	21.97	484	2,764	1,052	1,024	938	818	70	106
536	Lewis & Clark	23.90	19.41	1,540	2,570	845	641	629	607	97	423
526	Lincoln Land	26.36	21.38	282	2,939	1,021	777	826	780	120	370
530	Logan	30.65	23.29	116	2,329	1,061	656	732	893	589	85
528	McHenry	27.14	21.53	164	2,592	802	569	727	880	112	94
524	Moraine Valley	26.63	21.74	147	6,956	2,562	1,767	1,851	2,052	200	245
527	Morton	27.59	23.72	35	1,650	899	814	695	542	97	77
535	Oakton	30.48	24.95	48	3,882	1,961	1,346	1,322	2,688	507	156
505	Parkland	25.75	21.32	191	4,163	1,630	1,133	926	903	145	154
515	Prairie State	29.44	25.07	81	1,761	877	776	898	870	190	91
521	Rend Lake	27.90	21.31	260	1,377	381	359	386	418	185	80
537	Richland	28.00	24.29	137	1,095	464	494	546	492	33	81
511	Rock Valley	27.61	22.98	293	3,479	1,386	1,173	1,387	1,314	143	123
518	Sandburg	30.27	25.53	165	1,049	457	471	536	600	185	91
506	Sauk Valley	28.34	23.29	39	985	381	323	359	364	90	38
531	Shawnee	27.71	22.84	65	817	280	281	273	282	56	29
510	South Suburban	29.96	25.81	91	2,210	1,231	1,077	1,265	1,302	253	220
533	Southeastern	28.72	22.69	275	1,020	387	348	374	360	194	56
522	Southwestern*	27.73	23.12	619	5,239	2,536	2,039	2,051	2,115	313	201
534	Spoon River	24.67	20.33	175	1,008	335	188	196	206	26	27
504	Triton	28.45	24.65	346	4,215	2,485	2,372	2,049	1,929	337	1,290
516	Waubonsee	27.88	23.64	178	3,004	1,330	1,167	1,250	1,173	150	121
539	Wood	<u>26.14</u>	<u>21.25</u>	<u>69</u>	<u>1,064</u>	<u>348</u>	<u>271</u>	<u>278</u>	<u>275</u>	<u>34</u>	<u>35</u>
	TOTALS/AVERAGE	28.27	23.50	10,712	126,663	58,682	49,838	49,743	50,792	10,865	7,724

* Formerly Belleville Area College

SOURCE OF DATA: Fall Enrollment (E1 Records) - reflects enrollments as of the fall term census date (end of registration). Will not reflect enrollments in courses that have a starting date later than the census date - particularly those in adult education.

Illinois Community College Board
Table I-4
SUMMARY OPENING FALL 2003 STUDENT HEADCOUNT ENROLLMENT
BY ETHNIC ORIGIN

Dist. No.	District/College	Asian or Pacific Islander	American Indian or Alaskan	Black Non- Hispanic	Hispanic	White Non- Hispanic	Non- Resident Alien	All Other or No Indication
503	Black Hawk	62	30	436	564	5,174	0	0
508	Chicago	(4,301)	(341)	(23,899)	(26,842)	(12,000)	(0)	(0)
	Daley	148	35	2,427	6,989	1,604	0	0
	Kennedy-King	143	32	5,193	622	107	0	0
	Malcolm X	360	54	4,676	2,354	582	0	0
	Olive-Harvey	25	29	4,869	1,118	75	0	0
	Truman	1,694	58	2,093	8,291	3,279	0	0
	Washington	1,034	75	3,696	1,617	1,790	0	0
	Wilbur Wright	897	58	945	5,851	4,563	0	0
507	Danville	20	12	305	69	2,354	0	0
502	DuPage	3,633	60	1,468	3,592	21,213	0	412
509	Elgin	572	24	483	2,952	6,513	29	0
512	Harper	1,912	32	552	2,294	9,067	59	1,075
540	Heartland	70	17	324	88	4,166	7	0
519	Highland	21	11	163	24	2,241	2	0
514	Illinois Central	162	41	1,146	237	9,840	141	0
529	Illinois Eastern	(116)	(11)	(290)	(101)	(8,542)	(9)	(0)
	Frontier	19	1	5	10	1,872	0	0
	Lincoln Trail	24	5	209	54	1,064	1	0
	Olney Central	15	0	12	3	1,669	8	0
	Wabash Valley	58	5	64	34	3,937	0	0
513	Illinois Valley	43	9	36	185	3,673	0	159
525	Joliet	278	33	1,343	1,756	9,810	25	0
520	Kankakee	37	11	429	99	3,011	6	0
501	Kaskaskia	25	21	272	57	4,258	3	0
523	Kishwaukee	152	9	462	443	3,000	10	0
532	Lake County	913	64	1,373	3,078	9,969	424	1
517	Lake Land	24	17	687	209	6,278	41	0
536	Lewis & Clark	37	29	428	70	6,752	36	0
526	Lincoln Land	72	16	469	105	6,429	24	0
530	Logan	85	21	530	93	5,732	0	0
528	McHenry	106	15	38	637	5,118	26	0
524	Moraine Valley	294	38	1,135	1,470	12,286	557	0
527	Morton	99	7	127	3,354	1,157	65	0
535	Oakton	1,778	26	512	777	8,817	0	0
505	Parkland	322	46	1,180	277	7,020	400	0
515	Prairie State	69	28	2,376	616	2,190	17	248
521	Rend Lake	24	11	192	38	3,181	0	0
537	Richland	26	11	517	39	2,746	3	0
511	Rock Valley	263	44	689	844	7,425	33	0
518	Sandburg	20	15	164	122	3,223	10	0
506	Sauk Valley	26	8	43	197	2,305	0	0
531	Shawnee	9	9	436	28	1,601	0	0
510	South Suburban	93	31	4,491	575	2,430	29	0
533	Southeastern	15	11	591	97	2,297	3	0
522	Southwestern*	247	78	2,699	390	11,689	10	0
534	Spoon River	29	12	90	20	2,005	5	0
504	Triton	528	23	2,421	3,708	8,317	26	0
516	Waubonsee	167	42	500	2,363	5,297	4	0
539	Wood	16	5	102	25	2,220	6	0
	TOTALS	16,666	1,269	53,398	58,435	231,346	2,010	1,895

* Formerly Belleville Area College

SOURCE OF DATA: Fall Enrollment (E1 Records)—reflects enrollments as of the fall census date (end of registration).

Will not reflect enrollments in courses that have a starting data later than the census date – particularly those in adult education

Illinois Community College Board
Table I-5
SUMMARY OF OPENING FALL 2003 STUDENT HEADCOUNT ENROLLMENT
BY ACADEMIC CLASSIFICATION

Dist. No.	District/College	Freshman	Sophomore	High School	Unclassified*
503	Black Hawk	3,577	1,776	39	874
508	Chicago	(20,934)	(7,676)	(1)	(38,772)
	Daley	3,092	1,243	1	6,867
	Kennedy-King	2,040	865	0	3,192
	Malcolm X	2,357	914	0	4,755
	Olive-Harvey	1,668	850	0	3,598
	Truman	3,084	993	0	11,338
	Washington	4,255	1,429	0	2,528
	Wilbur Wright	4,438	1,382	0	6,494
507	Danville	2,178	319	0	263
502	DuPage	15,618	6,078	20	8,662
509	Elgin	5,825	1,291	150	3,307
512	Harper	8,070	3,038	404	3,479
540	Heartland	1,847	2,542	0	283
519	Highland	1,313	682	90	377
514	Illinois Central	6,052	3,570	319	1,626
529	Illinois Eastern	(5,736)	(2,194)	(0)	(1,139)
	Frontier	1,263	379	0	265
	Lincoln Trail	854	353	0	150
	Olney Central	987	522	0	198
	Wabash Valley	2,632	940	0	526
513	Illinois Valley	2,510	1,142	0	453
525	Joliet	7,990	3,202	79	1,974
520	Kankakee	1,994	708	94	797
501	Kaskaskia	1,356	1,088	925	1,267
523	Kishwaukee	2,744	639	43	650
532	Lake County	7,279	3,646	98	4,799
517	Lake Land	4,030	1,773	718	735
536	Lewis & Clark	3,050	1,518	2,295	489
526	Lincoln Land	3,802	1,974	649	690
530	Logan	4,713	1,296	0	452
528	McHenry	2,906	1,210	2	1,822
524	Moraine Valley	9,254	3,517	0	3,009
527	Morton	2,470	33	913	1,393
535	Oakton	3,433	1,495	58	6,924
505	Parkland	4,498	3,196	52	1,499
515	Prairie State**	4,459	501	0	584
521	Rend Lake	1,890	1,243	0	313
537	Richland	1,936	835	306	265
511	Rock Valley	5,979	328	894	2,097
518	Sandburg	2,095	712	0	747
506	Sauk Valley	1,424	656	40	459
531	Shawnee	1,171	665	100	147
510	South Suburban	4,622	2,007	51	969
533	Southeastern	1,518	631	333	532
522	Southwestern***	8,309	3,757	0	3,047
534	Spoon River	829	436	244	652
504	Triton	6,829	2,645	924	4,625
516	Waubensee	2,807	1,167	0	4,399
539	Wood	<u>1,393</u>	<u>681</u>	<u>93</u>	<u>207</u>
	TOTALS	178,440	71,867	9,934	104,778

*Unclassified students are those who do not meet minimum requirements for entrance as regular college-level students, or already have an Associate Degree or higher and are taking courses at the same level or lower. Some colleges may be including course enrollees in this category as well.

**Estimated

***Formerly Belleville Area College

SOURCE OF DATA: Fall Enrollment (E1 Records) - reflects enrollments as of the fall term census date (end of registration). Will not reflect enrollments in courses that have a starting date later than the census date - particularly those in adult education.

Illinois Community College Board
Table I-6
SUMMARY OF OPENING FALL 2003 STUDENT HEADCOUNT ENROLLMENT
BY TYPE OF RESIDENCY

Dist. No.	District/College	In-District	Out-of-District	Corrections	Out-of-State	Federal Corrections	Foreign
503	Black Hawk	5,931	137	0	171	0	27
508	Chicago	(64,581)	(2,373)	(0)	(48)	(0)	(381)
	Daley	10,444	744	0	15	0	0
	Kennedy-King	6,028	65	0	2	0	2
	Malcolm X	7,821	195	0	0	0	10
	Olive-Harvey	5,909	184	0	22	0	1
	Truman	14,819	508	0	1	0	87
	Washington	7,686	274	0	8	0	244
	Wilbur Wright	11,874	403	0	0	0	37
507	Danville	2,405	90	0	258	0	7
502	DuPage	27,094	2,828	0	121	0	335
509	Elgin	9,808	732	0	2	0	31
512	Harper	13,157	1,741	0	15	0	78
540	Heartland	4,437	227	0	4	0	4
519	Highland	2,291	102	0	63	0	6
514	Illinois Central	10,476	660	218	64	65	84
529	Illinois Eastern	(6,365)	(2,189)	(328)	(85)	(0)	(102)
	Frontier	1,798	104	0	3	0	2
	Lincoln Trail	954	25	328	26	0	24
	Olney Central	1,664	20	0	3	0	20
	Wabash Valley	1,949	2,040	0	53	0	56
513	Illinois Valley	3,797	307	0	1	0	0
525	Joliet	12,958	276	0	10	0	1
520	Kankakee	3,374	176	0	43	0	0
501	Kaskaskia	4,103	349	163	16	0	5
523	Kishwaukee	3,068	967	0	7	0	34
532	Lake County	14,383	462	0	219	0	758
517	Lake Land	5,293	508	1,387	51	0	17
536	Lewis & Clark	7,076	206	0	55	0	15
526	Lincoln Land	6,937	167	0	3	0	8
530	Logan	6,091	299	0	6	31	34
528	McHenry	5,715	169	0	30	0	26
524	Moraine Valley	13,053	2,288	0	21	0	418
527	Morton	4,574	235	0	0	0	0
535	Oakton	8,821	3,034	0	54	0	1
505	Parkland	7,110	1,606	21	117	0	391
515	Prairie State	4,672	650	0	218	0	4
521	Rend Lake	2,899	298	243	1	0	5
537	Richland	3,105	72	9	0	0	156
511	Rock Valley	9,078	153	0	34	0	33
518	Sandburg	3,377	51	66	58	0	2
506	Sauk Valley	2,519	58	0	2	0	0
531	Shawnee	1,857	54	0	158	0	14
510	South Suburban	6,067	1,020	0	557	0	5
533	Southeastern	1,973	191	827	14	0	9
522	Southwestern*	13,958	1,035	0	115	0	5
534	Spoon River	1,792	339	0	6	0	24
504	Triton	11,210	3,694	0	37	0	82
516	Waubonsee	7,534	828	0	7	0	4
539	Wood	<u>2,047</u>	<u>54</u>	<u>0</u>	<u>269</u>	<u>0</u>	<u>4</u>
	TOTALS	324,986	30,625	3,262	2,940	96	3,110

* Formerly Belleville Area College

SOURCE OF DATA: Fall Enrollment (E1 Records) - reflects enrollments as of the fall term census date (end of registration).

Will not reflect enrollments in courses that have a starting date later than the census date - particularly those in adult education.

Illinois Community College Board
Table 1-7
SUMMARY OF OPENING FALL 2003 STUDENT HEADCOUNT ENROLLMENT
BY ENROLLMENT STATUS

Dist. No.	District/College	First-Time College-Level Students	New Pre-College Students	Transfer Students	New Gen Studies/ Voc Students	Continuing Students	Students Moved to College-Level	Readmitted Students	Unknown
503	Black Hawk	908	214	128	290	3,574	69	1,083	0
508	Chicago	(8,060)	(9,660)	(1,170)	(4,652)	(31,795)	(1,370)	(10,676)	(0)
	Daley	1,161	1,695	297	657	5,599	175	1,619	0
	Kennedy-King	603	531	40	792	2,612	200	1,319	0
	Malcolm X	865	1,479	85	954	3,045	204	1,394	0
	Olive-Harvey	607	646	16	918	2,481	94	1,354	0
	Truman	1,123	3,466	176	219	8,221	233	1,977	0
	Washington	1,953	27	340	476	3,738	220	1,458	0
	Wilbur Wright	1,748	1,816	216	636	6,099	244	1,555	0
507	Danville	667	171	62	138	1,554	0	168	0
502	DuPage	4,009	1,766	2,292	17	15,993	823	5,478	0
509	Elgin	1,727	982	828	3	5,100	372	1,561	0
512	Harper	3,750	405	1,066	0	7,996	0	1,774	0
540	Heartland	1,867	63	1,374	0	1,341	0	27	0
519	Highland	568	44	134	14	1,653	0	49	0
514	Illinois Central	2,234	253	795	30	5,925	0	2,330	0
529	Illinois Eastern	(1,043)	(36)	(90)	(153)	(6,304)	(4)	(1,439)	(0)
	Frontier	104	15	0	119	1,038	0	631	0
	Lincoln Trail	332	2	33	6	944	1	39	0
	Olney Central	209	0	0	4	1,030	0	464	0
	Wabash Valley	398	19	57	24	3,292	3	305	0
513	Illinois Valley	886	99	192	80	2,172	0	676	0
525	Joliet	3,230	79	135	0	7,311	0	2,490	0
520	Kankakee	469	138	222	76	1,825	0	863	0
501	Kaskaskia	1,624	42	4	68	2,896	0	2	0
523	Kishwaukee	895	109	571	15	1,984	0	502	0
532	Lake County	2,958	1,689	453	75	7,178	534	2,935	0
517	Lake Land	1,652	668	333	0	3,618	0	985	0
536	Lewis & Clark	2,461	0	14	0	3,438	0	1,439	0
526	Lincoln Land	1,738	16	407	7	3,856	0	1,091	0
530	Logan	524	85	367	755	3,655	0	1,075	0
528	McHenry	870	153	327	1	3,506	54	1,029	0
524	Moraine Valley	3,479	1,505	189	114	4,357	295	5,841	0
527	Morton	773	412	5	62	3,432	0	125	0
535	Oakton	1,315	3,293	974	811	3,431	77	2,009	0
505	Parkland	1,438	532	1,094	52	4,259	387	1,483	0
515	Prairie State	1,203	0	125	330	3,886	0	0	0
521	Rend Lake	985	492	155	17	1,314	2	481	0
537	Richland	664	0	0	0	2,174	0	504	0
511	Rock Valley	1,129	464	5	261	4,982	152	2,305	0
518	Sandburg	744	143	8	87	1,928	26	618	0
506	Sauk Valley	509	142	50	13	1,162	132	571	0
531	Shawnee	340	0	8	44	617	0	1,074	0
510	South Suburban	704	399	592	314	3,806	565	1,269	0
533	Southeastern	817	24	17	164	1,383	1	608	0
522	Southwestern*	2,946	804	200	45	8,101	0	3,017	0
534	Spoon River	497	57	250	54	888	12	403	0
504	Triton	2,477	1,289	0	351	8,418	191	2,297	0
516	Waubonsee	1,372	428	185	66	6,322	0	0	0
539	Wood	<u>903</u>	<u>30</u>	<u>121</u>	<u>0</u>	<u>1,133</u>	<u>30</u>	<u>157</u>	<u>0</u>
	TOTALS	64,435	26,686	14,942	9,159	184,267	5,096	60,434	0

* Formerly Belleville Area College

SOURCE OF DATA: Fall Enrollment (E1 Records) - reflects enrollments as of the fall term census date (end of registration). Will not reflect enrollments in courses that have a starting date later than the census date - particularly those in adult education.

Illinois Community College Board
Table I-8
PROPORTIONS OF DISTRICT POPULATIONS SERVED BY
ILLINOIS PUBLIC COMMUNITY COLLEGES IN INSTRUCTIONAL
CREDIT CURRICULA BY HEADCOUNT AND FTE

<u>Dist. No.</u>	<u>District</u>	<u>Headcount Per 1000 Population</u>	<u>FTE Per 1000 Population</u>
503	Black Hawk	27.88	18.00
508	Chicago	23.35	13.57
507	Danville	30.85	19.27
502	DuPage	29.56	17.18
509	Elgin	25.37	12.83
512	Harper	29.02	15.89
540	Heartland	23.58	14.03
519	Highland	27.12	16.95
514	Illinois Central	32.14	18.97
529	Illinois Eastern	82.91	33.69
513	Illinois Valley	27.49	16.83
525	Joliet	25.81	13.76
520	Kankakee	27.35	14.70
501	Kaskaskia	38.62	24.22
523	Kishwaukee	40.73	25.09
532	Lake County	24.33	11.94
517	Lake Land	38.56	23.93
536	Lewis & Clark	33.53	15.94
526	Lincoln Land	21.51	12.90
530	Logan	45.14	23.68
528	Mc Henry	24.96	13.24
524	Moraine Valley	39.10	22.66
527	Morton	31.10	14.39
535	Oakton	25.58	12.00
505	Parkland	37.53	24.27
515	Prairie State	26.42	13.84
521	Rend Lake	37.63	23.56
537	Richland	24.62	14.11
511	Rock Valley	26.81	14.61
518	Carl Sandburg	31.71	17.75
506	Sauk Valley	24.89	14.97
531	Shawnee	33.33	22.20
510	South Suburban	27.22	14.80
533	Southeastern	55.59	28.40
522	Southwestern*	34.37	18.08
534	Spoon River	30.16	18.24
504	Triton	45.26	23.42
516	Waubonsee	29.00	13.96
539	John Wood	<u>24.27</u>	<u>15.79</u>
	TOTALS	28.97	16.09

* Formerly Belleville Area College

SOURCES OF DATA: Fall Enrollment (E1 Records)

2000 Census, Department of Economics and Finance, Southern Illinois
University-Edwardsville

Illinois Community College Board

Table I-9

SUMMARY OF OPENING FALL 2003 STUDENT HEADCOUNT ENROLLMENT
BY INSTRUCTIONAL PROGRAM AREA AND STUDENT LEVEL

FRESHMAN LEVEL

Dist. No.	District/College	General Associates	Bacc/ Transfer	Occupational	General Studies	Voc Skills	Adult Basic Ed	Adult Sec Ed	Eng as a Second Language	Total
503	Black Hawk	7	2,231	1,331	0	8	0	0	0	3,577
508	Chicago	(5,876)	(10,927)	(3,587)	(1)	(543)	(0)	(0)	(0)	(20,934)
	Daley	57	2,241	782	0	12	0	0	0	3,092
	Kennedy-King	35	1,103	898	0	4	0	0	0	2,040
	Malcolm X	362	1,508	431	1	55	0	0	0	2,357
	Olive-Harvey	211	1,209	219	0	29	0	0	0	1,668
	Truman	937	1,779	349	0	19	0	0	0	3,084
	Washington	827	2,763	650	0	15	0	0	0	4,255
	Wilbur Wright	3,447	324	258	0	409	0	0	0	4,438
507	Danville	0	1,167	800	0	211	0	0	0	2,178
502	DuPage	133	8,142	4,418	2,383	542	0	0	0	15,618
509	Elgin	558	2,939	2,230	0	98	0	0	0	5,825
512	Harper	0	4,885	3,185	0	0	0	0	0	8,070
540	Heartland	0	1,569	161	0	117	0	0	0	1,847
519	Highland	12	644	657	0	0	0	0	0	1,313
514	Illinois Central	1,832	2,684	1,474	31	31	0	0	0	6,052
529	Illinois Eastern	(488)	(2,235)	(2,579)	(0)	(434)	(0)	(0)	(0)	(5,736)
	Frontier	38	682	218	0	325	0	0	0	1,263
	Lincoln Trail	229	415	210	0	0	0	0	0	854
	Olney Central	115	549	298	0	25	0	0	0	987
	Wabash Valley	106	589	1,853	0	84	0	0	0	2,632
513	Illinois Valley	115	920	965	510	0	0	0	0	2,510
525	Joliet	474	4,786	2,283	1	446	0	0	0	7,990
520	Kankakee	58	790	1,023	41	82	0	0	0	1,994
501	Kaskaskia	276	442	638	0	0	0	0	0	1,356
523	Kishwaukee	0	2,241	485	13	5	0	0	0	2,744
532	Lake County	0	4,052	2,975	99	153	0	0	0	7,279
517	Lake Land	332	1,779	1,754	0	165	0	0	0	4,030
536	Lewis & Clark	287	1,849	883	0	31	0	0	0	3,050
526	Lincoln Land	312	2,293	1,191	6	0	0	0	0	3,802
530	Logan	22	2,199	1,878	0	614	0	0	0	4,713
528	McHenry	78	1,974	854	0	0	0	0	0	2,906
524	Moraine Valley	0	5,353	3,756	0	145	0	0	0	9,254
527	Morton	18	1,405	995	1	51	0	0	0	2,470
535	Oakton	0	2,430	945	1	57	0	0	0	3,433
505	Parkland	210	2,544	1,634	0	110	0	0	0	4,498
515	Prairie State**	82	3,543	834	0	0	0	0	0	4,459
521	Rend Lake	0	1,145	674	0	71	0	0	0	1,890
537	Richland	5	1,283	627	16	5	0	0	0	1,936
511	Rock Valley	23	3,134	1,690	0	1,132	0	0	0	5,979
518	Sandburg	13	901	1,077	0	104	0	0	0	2,095
506	Sauk Valley	1	764	659	0	0	0	0	0	1,424
531	Shawnee	117	588	332	67	67	0	0	0	1,171
510	South Suburban	0	1,853	2,323	0	446	0	0	0	4,622
533	Southeastern	0	901	502	33	82	0	0	0	1,518
522	Southwestern*	0	4,066	4,209	28	6	0	0	0	8,309
534	Spoon River	142	541	139	0	7	0	0	0	829
504	Triton	1,589	2,359	2,648	0	233	0	0	0	6,829
516	Waubonsee	357	1,246	1,171	28	5	0	0	0	2,807
539	Wood	0	887	481	23	2	0	0	0	1,393
	TOTALS	13,417	95,691	60,047	3,282	6,003	0	0	0	178,440

* Formerly Belleville Area College

** Estimated

SOURCE OF DATA: Fall Enrollment (E1 Records) - reflects enrollments as of the fall term census date (end of registration).
Will not reflect enrollments in courses that have a starting date later than the census date - particularly those in adult education.

Illinois Community College Board
Table I-9
SUMMARY OF OPENING FALL 2003 STUDENT HEADCOUNT ENROLLMENT
BY INSTRUCTIONAL PROGRAM AREA AND STUDENT LEVEL

SOPHOMORE LEVEL

Dist. No.	District/College	General Associates	Bacc/ Transfer	Occupational	General Studies	Voc Skills	Adult Basic Ed	Adult Sec Ed	Eng as a Second Language	Total
503	Black Hawk	7	994	771	0	4	0	0	0	1,776
508	Chicago	(1,415)	(3,838)	(2,397)	(0)	(26)	(0)	(0)	(0)	(7,676)
	Daley	12	824	406	0	1	0	0	0	1,243
	Kennedy-King	16	361	488	0	0	0	0	0	865
	Malcolm X	70	415	423	0	6	0	0	0	914
	Olive-Harvey	9	504	335	0	2	0	0	0	850
	Truman	201	538	248	0	6	0	0	0	993
	Washington	113	1,018	296	0	2	0	0	0	1,429
	Wilbur Wright	994	178	201	0	9	0	0	0	1,382
507	Danville	0	179	111	0	29	0	0	0	319
502	DuPage	29	3,182	2,208	468	191	0	0	0	6,078
509	Elgin	71	719	488	0	13	0	0	0	1,291
512	Harper	0	1,828	1,210	0	0	0	0	0	3,038
540	Heartland	0	1,929	317	0	296	0	0	0	2,542
519	Highland	3	313	366	0	0	0	0	0	682
514	Illinois Central	867	1,617	1,064	17	5	0	0	0	3,570
529	Illinois Eastern	(110)	(837)	(1,097)	(0)	(150)	(0)	(0)	(0)	(2,194)
	Frontier	12	160	93	0	114	0	0	0	379
	Lincoln Trail	42	158	153	0	0	0	0	0	353
	Olney Central	40	251	231	0	0	0	0	0	522
	Wabash Valley	16	268	620	0	36	0	0	0	940
513	Illinois Valley	31	476	586	49	0	0	0	0	1,142
525	Joliet	86	1,703	1,396	1	16	0	0	0	3,202
520	Kankakee	18	291	390	3	6	0	0	0	708
501	Kaskaskia	91	383	614	0	0	0	0	0	1,088
523	Kishwaukee	0	392	244	0	3	0	0	0	639
532	Lake County	0	2,056	1,522	18	50	0	0	0	3,646
517	Lake Land	81	718	965	0	9	0	0	0	1,773
536	Lewis & Clark	114	755	643	0	6	0	0	0	1,518
526	Lincoln Land	255	1,077	642	0	0	0	0	0	1,974
530	Logan	12	667	582	0	35	0	0	0	1,296
528	McHenry	46	902	262	0	0	0	0	0	1,210
524	Moraine Valley	0	1,713	1,790	0	14	0	0	0	3,517
527	Morton	1	20	11	1	0	0	0	0	33
535	Oakton	0	1,000	494	0	1	0	0	0	1,495
505	Parkland	94	1,711	1,365	0	26	0	0	0	3,196
515	Prairie State**	10	428	63	0	0	0	0	0	501
521	Rend Lake	0	702	523	0	18	0	0	0	1,243
537	Richland	3	463	362	3	4	0	0	0	835
511	Rock Valley	0	166	145	0	17	0	0	0	328
518	Sandburg	3	240	460	0	9	0	0	0	712
506	Sauk Valley	6	326	324	0	0	0	0	0	656
531	Shawnee	38	315	258	25	29	0	0	0	665
510	South Suburban	0	787	1,201	0	19	0	0	0	2,007
533	Southeastern	2	304	307	6	12	0	0	0	631
522	Southwestern*	3	2,009	1,740	3	2	0	0	0	3,757
534	Spoon River	63	268	104	0	1	0	0	0	436
504	Triton	326	1,124	1,185	0	10	0	0	0	2,645
516	Waubonsee	61	614	478	13	1	0	0	0	1,167
539	Wood	1	378	298	4	0	0	0	0	681
	TOTALS	3,847	37,424	28,983	611	1,002	0	0	0	71,867

* Formerly Belleville Area College

** Estimated

SOURCE OF DATA: Fall Enrollment (E1 Records) - reflects enrollments as of the fall term census date (end of registration).
Will not reflect enrollments in courses that have a starting date later than the census date - particularly those in adult education.

Illinois Community College Board
Table I-9
SUMMARY OF OPENING FALL 2003 STUDENT HEADCOUNT ENROLLMENT
BY INSTRUCTIONAL PROGRAM AREA AND STUDENT LEVEL

HIGH SCHOOL LEVEL

Dist. No.	District/College	General Associates	Bacc/Transfer	Occupational	General Studies	Voc Skills	Adult Basic Ed	Adult Sec Ed	Eng as a Second Language	Total
503	Black Hawk	0	30	8	0	1	0	0	0	39
508	Chicago	(0)	(0)	(1)	(0)	(0)	(0)	(0)	(0)	(1)
	Daley	0	0	1	0	0	0	0	0	1
	Kennedy-King	0	0	0	0	0	0	0	0	0
	Malcolm X	0	0	0	0	0	0	0	0	0
	Olive-Harvey	0	0	0	0	0	0	0	0	0
	Truman	0	0	0	0	0	0	0	0	0
	Washington	0	0	0	0	0	0	0	0	0
	Wilbur Wright	0	0	0	0	0	0	0	0	0
507	Danville	0	0	0	0	0	0	0	0	0
502	DuPage	0	7	1	12	0	0	0	0	20
509	Elgin	14	79	55	0	2	0	0	0	150
512	Harper	0	88	316	0	0	0	0	0	404
540	Heartland	0	0	0	0	0	0	0	0	0
519	Highland	0	74	16	0	0	0	0	0	90
514	Illinois Central	208	84	18	5	4	0	0	0	319
529	Illinois Eastern	(0)	(0)	(0)	(0)	(0)	(0)	(0)	(0)	(0)
	Frontier	0	0	0	0	0	0	0	0	0
	Lincoln Trail	0	0	0	0	0	0	0	0	0
	Olney Central	0	0	0	0	0	0	0	0	0
	Wabash Valley	0	0	0	0	0	0	0	0	0
513	Illinois Valley	0	0	0	0	0	0	0	0	0
525	Joliet	79	0	0	0	0	0	0	0	79
520	Kankakee	0	83	11	0	0	0	0	0	94
501	Kaskaskia	1	228	696	0	0	0	0	0	925
523	Kishwaukee	0	42	0	1	0	0	0	0	43
532	Lake County	0	75	19	0	4	0	0	0	98
517	Lake Land	0	700	16	0	2	0	0	0	718
536	Lewis & Clark	0	1,268	1,026	0	1	0	0	0	2,295
526	Lincoln Land	17	522	110	0	0	0	0	0	649
530	Logan	0	0	0	0	0	0	0	0	0
528	McHenry	0	1	1	0	0	0	0	0	2
524	Moraine Valley	0	0	0	0	0	0	0	0	0
527	Morton	13	518	380	0	2	0	0	0	913
535	Oakton	0	44	13	0	1	0	0	0	58
505	Parkland	0	30	22	0	0	0	0	0	52
515	Prairie State**	0	0	0	0	0	0	0	0	0
521	Rend Lake	0	0	0	0	0	0	0	0	0
537	Richland	0	277	21	7	1	0	0	0	306
511	Rock Valley	4	501	96	0	293	0	0	0	894
518	Sandburg	0	0	0	0	0	0	0	0	0
506	Sauk Valley	0	38	1	0	1	0	0	0	40
531	Shawnee	9	58	30	1	2	0	0	0	100
510	South Suburban	0	28	23	0	0	0	0	0	51
533	Southeastern	0	52	117	1	162	0	0	0	333
522	Southwestern*	0	0	0	0	0	0	0	0	0
534	Spoon River	0	134	110	0	0	0	0	0	244
504	Triton	0	895	11	0	18	0	0	0	924
516	Waubonsee	0	0	0	0	0	0	0	0	0
539	Wood	<u>0</u>	<u>82</u>	<u>7</u>	<u>4</u>	<u>0</u>	<u>0</u>	<u>0</u>	<u>0</u>	<u>93</u>
	TOTALS	345	5,938	3,125	31	494	0	0	0	9,934

* Formerly Belleville Area College

** Estimated

SOURCE OF DATA: Fall Enrollment (E1 Records) - reflects enrollments as of the fall term census date (end of registration). Will not reflect enrollments in courses that have a starting date later than the census date - particularly those in adult education.

Illinois Community College Board
Table I-9
SUMMARY OF OPENING FALL 2003 STUDENT HEADCOUNT ENROLLMENT
BY INSTRUCTIONAL PROGRAM AREA AND STUDENT LEVEL

UNCLASSIFIED LEVEL

Dist. No.	District/College	General Associates	Bacc/Transfer	Occupational	General Studies	Voc Skills	Adult Basic Ed	Adult Sec Ed	Eng as a Second Language	Total
503	Black Hawk	1	186	156	0	202	42	31	256	874
508	Chicago	(2,493)	(4,345)	(1,844)	(149)	(1,741)	(6,749)	(2,690)	(18,761)	(38,772)
	Daley	54	900	299	82	276	888	312	4,056	6,867
	Kennedy-King	15	388	335	23	112	1,641	156	522	3,192
	Malcolm X	106	511	135	25	135	1,148	767	1,928	4,755
	Olive-Harvey	96	433	95	4	227	1,863	245	635	3,598
	Truman	425	775	98	11	284	490	865	8,390	11,338
	Washington	586	1,063	770	1	49	37	21	1	2,528
	Wilbur Wright	1,211	275	112	3	658	682	324	3,229	6,494
507	Danville	0	77	42	0	44	47	33	20	263
502	DuPage	20	1,204	1,743	1,617	574	212	358	2,934	8,662
509	Elgin	50	575	698	0	38	155	165	1,626	3,307
512	Harper	0	805	819	0	0	206	95	1,554	3,479
540	Heartland	0	170	46	0	39	19	0	9	283
519	Highland	4	101	75	103	94	0	0	0	377
514	Illinois Central	372	423	539	49	40	103	67	33	1,626
529	Illinois Eastern	(13)	(256)	(452)	(0)	(74)	(224)	(81)	(39)	(1,139)
	Frontier	2	76	30	0	71	48	19	19	265
	Lincoln Trail	4	57	14	0	0	75	0	0	150
	Olney Central	3	29	20	0	0	100	46	0	198
	Wabash Valley	4	94	388	0	3	1	16	20	526
513	Illinois Valley	18	131	168	72	0	22	38	4	453
525	Joliet	24	261	141	213	29	273	201	832	1,974
520	Kankakee	10	264	319	33	157	2	12	0	797
501	Kaskaskia	128	428	707	0	0	0	1	3	1,267
523	Kishwaukee	0	248	91	4	2	57	84	164	650
532	Lake County	0	822	1,346	92	155	312	136	1,936	4,799
517	Lake Land	40	323	268	0	87	2	9	6	735
536	Lewis & Clark	16	107	79	0	7	129	126	25	489
526	Lincoln Land	52	229	152	5	238	4	5	5	690
530	Logan	1	105	126	0	32	97	91	0	452
528	McHenry	30	812	490	0	0	81	68	341	1,822
524	Moraine Valley	0	508	760	0	56	199	318	1,168	3,009
527	Morton	0	42	67	1	6	173	29	1,075	1,393
535	Oakton	0	3,216	1,763	44	1,641	59	85	116	6,924
505	Parkland	77	604	502	0	52	118	59	87	1,499
515	Prairie State**	2	151	15	13	81	225	37	60	584
521	Rend Lake	0	141	72	0	94	1	5	0	313
537	Richland	1	114	135	4	1	5	3	2	265
511	Rock Valley	3	602	280	0	399	278	148	387	2,097
518	Sandburg	1	135	164	0	240	29	156	22	747
506	Sauk Valley	0	246	54	0	157	1	1	0	459
531	Shawnee	2	17	11	18	12	57	17	13	147
510	South Suburban	0	255	366	0	154	103	66	25	969
533	Southeastern	0	102	86	37	282	13	12	0	532
522	Southwestern*	0	979	890	8	5	639	338	188	3,047
534	Spoon River	58	286	97	0	85	66	58	2	652
504	Triton	26	233	267	0	644	388	390	2,677	4,625
516	Waubonsee	76	1,049	1,214	387	67	203	118	1,285	4,399
539	Wood	<u>0</u>	<u>70</u>	<u>61</u>	<u>13</u>	<u>0</u>	<u>24</u>	<u>28</u>	<u>11</u>	<u>207</u>
	TOTALS	3,518	20,622	17,105	2,862	7,529	11,317	6,159	35,666	104,778

* Formerly Belleville Area College

** Estimated

SOURCE OF DATA: Fall Enrollment (E1 Records) - reflects enrollments as of the fall term census date (end of registration).

Will not reflect enrollments in courses that have a starting date later than the census date - particularly those in adult education.

Illinois Community College Board
Table I-10
SUMMARY OF OPENING FALL TERM STUDENT HEADCOUNT ENROLLMENT
FALL 1994 THROUGH FALL 2003

Dist No.	District/College	Fall 1994	Fall 1995	Fall 1996	Fall 1997	Fall 1998	Fall 1999	Fall 2000	Fall 2001	Fall 2002	Fall 2003
503	Black Hawk	6,943	6,354	6,390	6,532	6,536	6,473	6,118	6,248	6,350	6,266
508	Chicago	(71,598)	(68,233)	(69,189)	(70,717)	(69,389)	(66,797)	(66,396)	(66,109)	(66,720)	(67,383)
	Daley	8,992	8,835	9,445	10,067	9,834	9,800	9,532	10,068	10,654	11,203
	Kennedy-King	6,042	7,071	6,644	7,111	7,117	6,681	6,029	5,371	5,862	6,097
	Malcolm X	11,077	9,637	9,172	9,348	8,791	8,561	8,638	8,519	8,329	8,026
	Olive-Harvey	6,102	6,110	6,887	7,375	7,693	7,778	6,569	6,388	6,253	6,116
	Truman	15,675	14,883	15,644	16,009	15,048	14,147	15,466	15,584	15,280	15,415
	Washington	12,028	9,741	9,104	8,531	8,434	8,270	8,147	7,946	8,193	8,212
	Wilbur Wright	11,682	11,956	12,293	12,276	12,472	11,560	12,015	12,233	12,149	12,314
507	Danville	2,857	2,716	2,662	2,633	2,586	2,461	2,505	2,585	2,589	2,760
502	DuPage	30,237	29,888	29,698	28,989	28,968	29,032	28,862	29,423	30,235	30,378
509	Elgin	9,175	8,589	9,104	9,181	9,549	9,513	10,171	9,636	10,148	10,573
512	Harper	15,560	15,106	15,041	15,690	14,986	14,817	15,021	14,514	14,482	14,991
540	Heartland	2,779	3,072	3,343	3,534	3,637	3,932	4,205	4,558	4,566	4,672
519	Highland	2,678	2,662	2,536	2,603	2,504	2,493	2,595	2,541	2,514	2,462
514	Illinois Central	11,696	11,839	11,520	11,724	11,486	11,145	11,053	11,083	11,468	11,567
529	Illinois Eastern	(6,818)	(6,540)	(6,107)	(7,334)	(7,010)	(7,334)	(7,867)	(7,273)	(8,653)	(9,069)
	Frontier	2,093	1,904	2,302	1,893	1,652	1,819	1,519	1,913	2,177	1,907
	Lincoln Trail	1,114	1,127	1,216	1,339	1,279	1,303	1,279	1,100	1,355	1,357
	Olney Central	1,536	1,486	1,128	1,427	1,381	1,417	1,648	1,617	1,631	1,707
	Wabash Valley	2,075	2,023	1,461	2,675	2,698	2,795	3,421	2,643	3,490	4,098
513	Illinois Valley	3,971	3,947	3,902	3,919	3,678	4,135	3,794	3,673	3,873	4,105
525	Joliet	10,369	10,248	10,414	10,647	11,137	10,858	11,334	12,089	12,904	13,245
520	Kankakee	3,853	3,924	3,818	3,696	3,685	3,643	3,120	3,164	3,475	3,593
501	Kaskaskia	3,247	2,916	2,996	2,687	2,993	2,857	2,676	3,097	3,722	4,636
523	Kishwaukee	3,244	3,268	3,054	3,146	3,164	3,612	3,663	3,883	3,950	4,076
532	Lake County	13,755	13,510	13,453	13,577	13,733	13,880	14,441	12,917	15,457	15,822
517	Lake Land	4,831	4,734	4,710	5,182	5,388	5,606	5,925	6,102	6,473	7,256
536	Lewis & Clark	5,534	5,303	5,408	5,421	5,992	6,104	6,629	6,985	7,121	7,352
526	Lincoln Land	8,220	8,609	7,930	7,958	7,112	6,993	6,789	6,883	7,120	7,115
530	Logan	5,469	5,432	5,677	6,159	6,163	6,241	7,675	6,546	6,322	6,461
528	Mc Henry	4,841	4,933	4,808	5,071	5,050	5,108	5,086	5,747	5,501	5,940
541	Metropolitan*	982	886	838	1,095	776	---	---	---	---	---
524	Moraine Valley	13,273	12,813	13,234	13,347	13,417	14,414	12,972	14,033	14,480	15,780
527	Morton	3,977	3,760	4,283	4,222	4,223	4,348	4,465	4,328	4,933	4,809
535	Oakton	11,634	12,074	11,573	11,103	10,881	10,928	11,551	10,792	11,421	11,910
505	Parkland	8,463	8,403	8,074	7,848	7,937	8,143	8,026	8,482	9,539	9,245
515	Prairie State	5,305	5,191	5,559	5,471	5,275	5,188	4,795	4,428	5,001	5,544
521	Rend Lake	3,551	3,438	4,287	4,213	3,653	3,182	2,739	2,944	3,132	3,446
537	Richland	3,801	3,384	3,388	3,244	3,267	3,090	3,243	3,260	3,568	3,342
511	Rock Valley	8,905	8,228	8,027	8,188	8,254	6,352	7,699	8,542	9,016	9,298
518	Carl Sandburg	2,541	2,765	2,689	2,635	2,906	2,739	3,220	3,341	3,441	3,554
506	Sauk Valley	2,646	2,724	2,706	2,627	2,452	2,573	2,386	2,688	2,588	2,579
531	Shawnee	2,182	2,119	2,024	1,961	1,700	1,865	1,880	1,887	2,058	2,083
510	South Suburban	8,997	7,648	7,323	8,458	7,390	7,254	6,751	6,452	6,997	7,649
533	Southeastern	2,648	2,643	2,793	2,807	2,443	2,663	2,508	2,704	2,704	3,014
522	Southwestern**	14,314	13,923	13,298	13,144	12,288	13,757	13,351	13,307	13,633	15,113
534	Spoon River	1,860	1,950	1,922	1,785	1,813	1,861	1,894	1,909	2,089	2,161
504	Triton	15,485	15,362	17,576	16,799	17,815	18,697	16,927	14,848	14,864	15,023
516	Waubensee	6,797	6,552	6,787	7,000	7,021	7,276	7,602	7,890	8,290	8,373
539	John Wood	1,943	2,030	2,010	2,209	2,265	2,309	2,167	2,111	2,308	2,374
	TOTALS	346,979	337,716	340,151	344,556	340,522	339,673	340,101	339,002	353,705	365,019

*Formerly State Community College

**Formerly Belleville Area College

SOURCE OF DATA: Fall Enrollment (E1 Records) - reflects enrollment as of the fall term census date (end of registration). Will not reflect enrollments in courses that have a starting date later than the census date - particularly those in adult education.

Illinois Community College Board
Table I-11
SUMMARY OF OPENING FALL TERM STUDENT FTE ENROLLMENT
FALL 1994 THROUGH FALL 2003

Dist No.	District/College	1994 FTE	1995 FTE	1996 FTE	1997 FTE	1998 FTE	1999 FTE	2000 FTE	2001 FTE	2002 FTE	2003 FTE
503	Black Hawk	4,209	3,906	4,013	3,983	4,015	3,980	3,810	3,880	4,081	4,044
508	Chicago	(39,058)	(37,655)	(38,955)	(42,632)	(40,110)	(37,605)	(36,766)	(37,005)	(37,776)	(39,173)
	Daley	4,383	4,221	4,431	6,105	5,979	5,856	5,617	5,989	6,277	6,639
	Kennedy-King	3,785	4,354	4,071	4,693	4,774	4,421	4,095	3,861	4,184	4,214
	Malcolm X	6,441	6,167	6,138	7,078	6,780	6,625	6,808	6,170	5,872	5,725
	Olive-Harvey	4,076	4,080	4,542	4,903	5,284	4,505	4,019	4,249	4,357	4,504
	Truman	9,053	8,389	8,882	9,058	6,153	5,742	5,699	5,923	6,021	6,798
	Washington	5,451	4,385	4,003	4,006	4,403	4,252	4,228	4,334	4,527	4,651
	Wilbur Wright	5,869	6,059	6,887	6,788	6,736	6,206	6,299	6,479	6,539	6,642
507	Danville	1,836	1,762	1,724	1,686	1,633	1,521	1,527	1,616	1,630	1,724
502	DuPage	15,829	15,573	15,480	15,244	15,324	15,657	15,588	16,318 #	17,024	17,661
509	Elgin	4,349	4,182	4,455	4,534	4,588	4,538	4,732	4,578	4,918	5,347
512	Harper	7,780	7,523	7,582	7,970	7,797	7,751	7,713	7,474	7,856	8,209
540	Heartland	1,403	1,614	1,749	1,887	2,000	2,163	2,370	2,609	2,675	2,780
519	Highland	1,433	1,355	1,351	1,369	1,332	1,445	1,484	1,427	1,428	1,539
514	Illinois Central	6,208	6,141	6,145	6,373	6,301	6,139	6,091	6,221	6,537	6,827
529	Illinois Eastern	(3,473)	(3,278)	(3,277)	(3,594)	(3,400)	(3,485)	(3,583)	(3,348)	(3,686)	(3,686)
	Frontier	577	491	612	509	485	519	457	523	626	550
	Lincoln Trail	751	725	835	849	816	795	868	781	774	773
	Olney Central	1,164	1,090	874	1,127	1,057	996	1,109	1,024	1,039	1,112
	Wabash Valley	981	972	956	1,109	1,043	1,174	1,149	1,020	1,247	1,250
513	Illinois Valley	2,268	2,221	2,248	2,197	2,183	2,334	2,189	2,172	2,284	2,514
525	Joliet	5,468	5,453	5,535	5,607	5,854	5,839	5,849	6,391	6,944	7,061
520	Kankakee	1,971	1,985	1,932	1,898	1,932	1,868	1,664	1,683	1,789	1,931
501	Kaskaskia	2,143	1,952	1,953	1,901	2,022	1,929	1,902	2,032	2,405	2,907
523	Kishwaukee	1,839	1,903	1,826	1,903	1,933	2,165	2,200	2,326	2,384	2,510
532	Lake County	5,796	5,837	5,868	5,987	6,064	6,081	6,354	6,171	7,186	7,768
517	Lake Land	2,930	2,970	3,052	3,314	3,467	3,590	3,641	3,819	4,149	4,504
536	Lewis & Clark	2,792	2,726	2,836	2,879	2,968	2,880	2,908	3,006	3,282	3,495
526	Lincoln Land	3,991	4,046	3,981	4,001	3,898	3,928	3,570	3,894	4,026	4,267
530	Logan	3,596	3,566	3,654	3,635	3,389	3,429	3,356	3,406	3,346	3,389
528	Mc Henry	2,234	2,326	2,321	2,485	2,519	2,581	2,587	2,759	2,941	3,151
541	Metropolitan*	664	564	453	715	481	---	---	---	---	---
524	Moraine Valley	7,186	7,078	7,195	7,470	7,596	7,665	7,293	7,827	8,286	9,144
527	Morton	1,709	1,576	1,752	1,836	1,819	1,833	1,838	1,931	2,195	2,225
535	Oakton	5,293	5,636	5,327	5,122	4,971	5,100	5,365	5,261	5,385	5,587
505	Parkland	5,105	5,001	4,987	5,002	4,967	4,973	4,986	5,245	5,846	5,979
515	Prairie State	2,559	2,525	2,664	2,706	2,681	2,612	2,466	2,373	2,734	2,905
521	Rend Lake	2,013	2,010	2,195	2,007	1,880	1,830	1,787	1,895	1,988	2,158
537	Richland	1,881	1,695	1,770	1,766	1,750	1,656	1,764	1,796	2,087	1,915
511	Rock Valley	4,157	3,955	3,857	3,997	4,093	3,220	3,961	4,507	4,929	5,065
518	Carl Sandburg	1,460	1,591	1,542	1,512	1,576	1,541	1,661	1,781	1,999	1,990
506	Sauk Valley	1,496	1,500	1,466	1,444	1,366	1,442	1,366	1,565	1,533	1,551
531	Shawnee	1,346	1,334	1,251	1,247	1,024	1,236	1,182	1,258	1,371	1,388
510	South Suburban	4,217	3,631	3,615	4,090	3,644	3,572	3,446	3,386	3,799	4,159
533	Southeastern	1,751	1,688	1,744	1,756	1,496	1,613	1,580	1,532	1,493	1,540
522	Southwestern**	6,947	6,818	6,641	6,596	6,378	6,976	6,939	7,072	7,252	7,950
534	Spoon River	1,143	1,177	1,145	1,087	1,093	1,115	1,118	1,158	1,264	1,307
504	Triton	7,324	7,717	7,949	8,013	8,126	7,860	7,568	7,383	7,690	7,775
516	Waubensee	2,948	2,855	2,923	3,032	3,007	3,205	3,402	3,601	3,861	4,032
539	John Wood	<u>1,029</u>	<u>1,115</u>	<u>1,142</u>	<u>1,239</u>	<u>1,368</u>	<u>1,365</u>	<u>1,303</u>	<u>1,319</u>	<u>1,423</u>	<u>1,545</u>
	TOTALS	180,834	177,440	179,552	185,715	182,042	179,722	178,908	183,024	193,485	202,699

*Formerly State Community College

**Formerly Belleville Area College

Revised 10/8/02

SOURCE OF DATA: Fall Enrollment (E1 Records) - reflects enrollment as of the fall term census date (end of registration). Will not reflect enrollments in courses that have a starting date later than the census date - particularly those in adult education.

Section II

FACULTY AND STAFF DATA

The tables in this section present data regarding faculty and staff employed by the public community colleges of Illinois. The salary and staff data were collected in fall 2003 and reflect averages for fiscal year 2004. Employee groups exclude those persons who are employed predominantly to provide services at a correctional facility.

Descriptions of the employee groups used in this section are provided below. These categories correspond with *Fiscal Management Manual* salaries expenditures codes.

- Faculty are individuals who spend more than one-half of their workload in the activity of teaching and providing instruction to students.
- Administrative Staff are line officers of the college who manage, conduct, and administer programs, staff, and operations of the board of trustees.
- Classified Staff include clerical and custodial/maintenance staff. Clerical personnel engage in the process of keeping records and processing information upon the request and direction of college professional staff. Custodial/maintenance staff engage in housekeeping and the maintenance or repair of college facilities and equipment.
- Other (nonteaching) Professional Staff include professional/technical, academic support, and supervisory staff. Professional/technical staff have specialized skills but do not directly support the process of teaching. Academic support staff exercise professional judgement and discretion and directly support the teaching and learning process. Supervisory staff have the duty, responsibility, or authority to recommend the employment, transfer, suspension, dismissal, promotion, assignment, reward, or discipline of other staff individuals both full- and part-time.

Figure 2 shows the headcount distribution of community college employees statewide by employee group: faculty (54.74 percent), other nonteaching professionals (14.66 percent), classified (26.19 percent), and administrators (4.46 percent).

Table II-1 lists the number of instructional teaching faculty by sex and employment status employed during fall 2004. Of the 17,710 teaching faculty employed in fall 2003, 4,433 were full-time faculty.

Table II-2 shows the total number of administrative staff by sex and employment status.

Table II-3 lists the number of full-time and part-time nonteaching professional staff by sex and employment status employed in each community college. Table II-4 provides the same information for classified or civil service type staff.

The average contractual base salaries paid to full-time teaching faculty, full-time administrative staff, and full-time nonteaching professionals are shown in Table II-5.

Table II-6 identifies the average class size for on-campus lecture/discussion classes and laboratory classes. Table II-7 shows a percent distribution of on-campus classes by size for each community college.

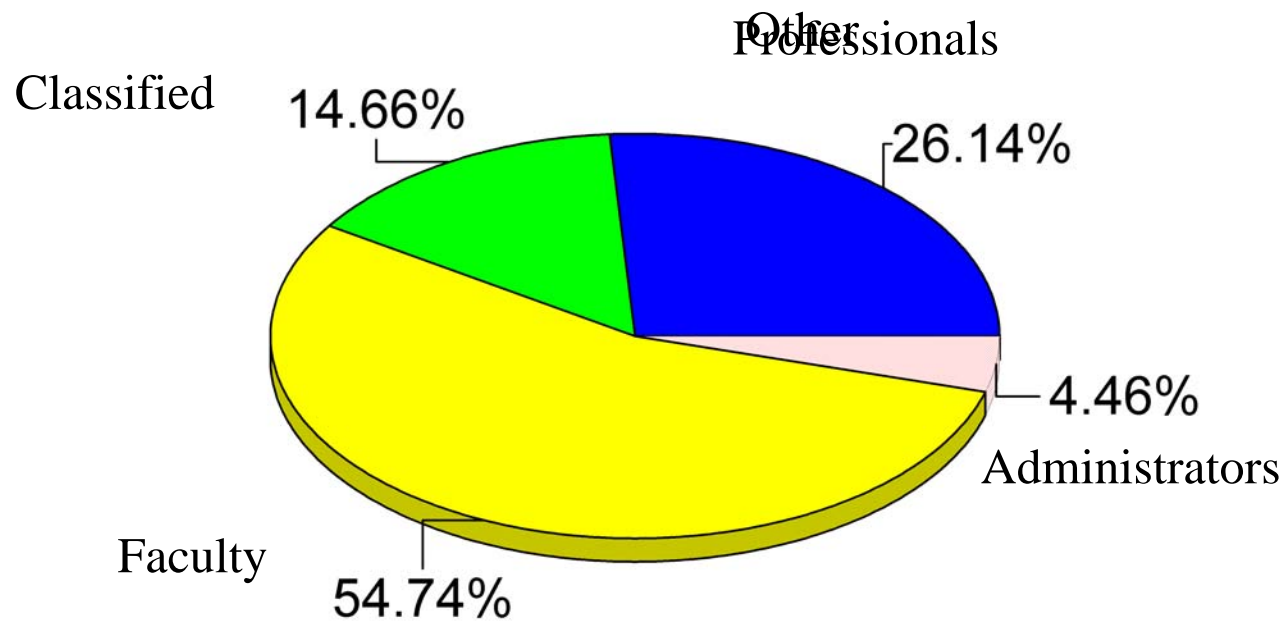


Figure 2. Fall 2003 State Headcount Distribution of

Employees by Employee Group

Illinois Community College Board

Table II-1

SUMMARY OF INSTRUCTIONAL TEACHING FACULTY (9 AND 12 MOS.) EMPLOYED IN ILLINOIS PUBLIC COMMUNITY COLLEGES BY SEX AND EMPLOYMENT STATUS DURING FALL 2003

Dist. No.	District/College	Full-Time		Total Full-Time	Part-Time		Total Part-Time	Grand Total	Grand Total
		Male	Female	FTE	Male	Female	FTE	Headcount	FTE
503	Black Hawk	67	71	138	103	108	96	349	234
508	Chicago	(271)	(268)	(539)	(840)	(930)	(1,447)	(2,309)	(1,986)
	Daley	37	24	61	111	151	225	323	286
	Kennedy-King	36	40	76	62	104	133	242	209
	Malcolm X	29	27	56	149	130	244	335	300
	Olive-Harvey	28	29	57	82	68	120	207	177
	Truman	44	51	95	142	208	332	445	427
	Washington	48	51	99	148	114	159	361	258
	Wilbur Wright	49	46	95	146	155	234	396	329
507	Danville	24	23	47	45	67	175	159	222
502	DuPage	133	157	290	468	524	478	1,282	768
509	Elgin	50	57	107	149	171	137	427	244
512	Harper	76	112	188	296	330	247	814	435
540	Heartland	32	33	65	95	110	89	270	154
519	Highland	31	14	45	49	96	42	190	87
514	Illinois Central	100	78	178	224	240	122	642	300
529	Illinois Eastern	(64)	(44)	(108)	(122)	(181)	(93)	(411)	(201)
	Frontier	2	3	5	51	87	41	143	46
	Lincoln Trail	15	9	24	18	21	12	63	36
	Olney Central	19	23	42	23	30	20	95	62
	Wabash Valley	28	9	37	30	43	20	110	57
513	Illinois Valley	37	41	78	74	86	82	238	160
525	Joliet	93	80	173	297	255	97	725	270
520	Kankakee	27	28	55	85	109	37	249	92
501	Kaskaskia	32	30	62	84	97	60	243	122
523	Kishwaukee	36	34	70	71	80	99	221	169
532	Lake County	82	96	178	292	339	210	809	388
517	Lake Land	51	52	103	92	107	67	302	170
536	Lewis & Clark	47	38	85	98	128	107	311	192
526	Lincoln Land	63	57	120	110	111	65	341	185
530	Logan	48	53	101	79	76	67	256	168
528	McHenry	47	41	88	93	114	62	295	150
524	Moraine Valley	76	89	165	376	350	222	891	387
527	Morton	28	27	55	76	100	45	231	100
535	Oakton	58	77	135	275	192	185	602	320
505	Parkland	95	81	176	180	191	141	547	317
515	Prairie State	35	41	76	147	192	333	415	409
521	Rend Lake	29	30	59	61	58	49	178	108
537	Richland	33	38	71	74	92	91	237	162
511	Rock Valley	77	64	141	102	110	106	353	247
518	Sandburg	28	38	66	74	90	70	230	136
506	Sauk Valley	32	21	53	61	61	35	175	88
531	Shawnee	14	25	39	52	93	54	184	93
510	South Suburban	49	69	118	137	133	54	388	172
533	Southeastern	31	21	52	51	65	58	168	110
522	Southwestern*	63	62	125	368	266	233	759	358
534	Spoon River	22	15	37	44	34	28	115	65
504	Triton	61	56	117	316	240	221	673	338
516	Waubensee	41	39	80	193	272	357	545	437
539	Wood	<u>22</u>	<u>28</u>	<u>50</u>	<u>61</u>	<u>65</u>	<u>48</u>	<u>176</u>	<u>98</u>
	TOTALS	2,205	2,228	4,433	6,414	6,863	6,207	17,710	10,640

*Formerly Belleville Area College

SOURCE OF DATA: Salary Submission (C1 & C2)

Illinois Community College Board

Table II-2

SUMMARY OF ADMINISTRATIVE STAFF EMPLOYED IN
ILLINOIS PUBLIC COMMUNITY COLLEGES BY SEX AND EMPLOYMENT STATUS DURING FALL 2003

Dist. No.	District/College	Full-Time		Total		Part-Time		Total	Grand	Grand
		Male	Female	FTE	Male	Female	FTE	Headcount	Total FTE	
503	Black Hawk	6	3	9	0	0	0	9	9	
508	Chicago*	(48)	(67)	(115)	(0)	(0)	(0)	(115)	(115)	
	Daley	5	5	10	0	0	0	10	10	
	Kennedy-King	5	8	13	0	0	0	13	13	
	Malcolm X	4	8	12	0	0	0	12	12	
	Olive-Harvey	5	9	14	0	0	0	14	14	
	Truman	6	7	13	0	0	0	13	13	
	Washington	5	10	15	0	0	0	15	15	
	Wright	5	10	15	0	0	0	15	15	
	District Office	13	10	23	0	0	0	23	23	
507	Danville	14	22	36	2	3	5	41	41	
502	DuPage	25	23	48	0	0	0	48	48	
509	Elgin	19	29	48	2	0	1	50	49	
512	Harper	21	26	47	0	0	0	47	47	
540	Heartland	16	17	33	0	0	0	33	33	
519	Highland	13	11	24	1	6	3	31	27	
514	Illinois Central	17	12	29	0	0	0	29	29	
529	Illinois Eastern*	(14)	(19)	(33)	(0)	(0)	(0)	(33)	(33)	
	Frontier	4	3	7	0	0	0	7	7	
	Lincoln Trail	1	4	5	0	0	0	5	5	
	Olney	2	4	6	0	0	0	6	6	
	Wabash	3	4	7	0	0	0	7	7	
	District Office	4	4	8	0	0	0	8	8	
513	Illinois Valley	9	12	21	0	1	1	22	22	
525	Joliet	34	32	66	4	6	5	76	71	
520	Kankakee	30	41	71	2	0	1	73	72	
501	Kaskaskia	16	36	52	0	2	1	54	53	
523	Kishwaukee	8	9	17	0	0	0	17	17	
532	Lake County	21	32	53	0	0	0	53	53	
517	Lake Land	11	8	19	0	2	2	21	21	
536	Lewis & Clark	19	30	49	1	0	0	50	49	
526	Lincoln Land	23	28	51	0	0	0	51	51	
530	Logan	17	23	40	0	0	0	40	40	
528	McHenry	21	21	42	0	0	0	42	42	
524	Moraine Valley	12	15	27	0	0	0	27	27	
527	Morton	6	7	13	0	0	0	13	13	
535	Oakton	11	19	30	0	0	0	30	30	
505	Parkland	21	17	38	0	0	0	38	38	
515	Prairie State	13	28	41	0	2	2	43	43	
521	Rend Lake	10	8	18	0	0	0	18	18	
537	Richland	11	20	31	0	0	0	31	31	
511	Rock Valley	28	20	48	0	0	0	48	48	
518	Sandburg	11	15	26	0	0	0	26	26	
506	Sauk Valley	9	10	19	0	0	0	19	19	
531	Shawnee	13	17	30	1	0	0	31	30	
510	South Suburban	16	18	34	0	0	0	34	34	
533	Southeastern	10	15	25	0	0	0	25	25	
522	Southwestern*	12	11	23	1	3	3	27	26	
534	Spoon River	6	9	15	0	0	0	15	15	
504	Triton	15	13	28	0	0	0	28	28	
516	Waubonsee	13	13	26	0	0	0	26	26	
539	Wood	<u>14</u>	<u>16</u>	<u>30</u>	<u>0</u>	<u>0</u>	<u>0</u>	<u>30</u>	<u>30</u>	
	TOTALS	633	772	1,405	14	25	24	1,444	1,429	

*Formerly Belleville Area College

SOURCE OF DATA: Salary Submission (C1 & C2)

Illinois Community College Board

Table II-3

SUMMARY OF OTHER NONTEACHING PROFESSIONAL* STAFF (9 AND 12 MONTH) EMPLOYED IN ILLINOIS PUBLIC COMMUNITY COLLEGES BY SEX AND EMPLOYMENT STATUS DURING FALL 2003

Dist. No.	District/College	Full-Time		Total Full-Time	Part-Time		Total Part-Time	Grand Total	Grand Total
		Male	Female	FTE	Male	Female	FTE	Headcount	FTE
503	Black Hawk	50	95	145	1	1	0	147	145
508	Chicago	(128)	(229)	(357)	(109)	(146)	(186)	(612)	(543)
	Daley	15	22	37	19	22	31	78	68
	Kennedy-King	15	38	53	17	28	33	98	86
	Malcolm X	16	22	38	15	22	26	75	64
	Olive-Harvey	12	30	42	9	10	13	61	55
	Truman	17	28	45	28	31	39	104	84
	Washington	14	36	50	10	14	17	74	67
	Wright	10	21	31	7	15	16	53	47
	District Office	29	32	61	4	4	11	69	72
507	Danville	12	25	37	2	3	1	42	38
502	DuPage	105	134	239	0	1	1	240	240
509	Elgin	40	57	97	15	54	35	166	132
512	Harper	85	109	194	1	11	7	206	201
540	Heartland	10	39	49	2	7	5	58	54
519	Highland	10	14	24	0	0	0	24	24
514	Illinois Central	46	88	134	51	54	11	239	145
529	Illinois Eastern	(30)	(69)	(99)	(0)	(0)	(0)	(99)	(99)
	Frontier	7	7	14	0	0	0	14	14
	Lincoln Trail	4	11	15	0	0	0	15	15
	Olney	4	11	15	0	0	0	15	15
	Wabash	7	8	15	0	0	0	15	15
	District Office	8	32	40	0	0	0	40	40
513	Illinois Valley	22	24	46	5	3	5	54	51
525	Joliet	20	11	31	26	45	25	102	56
520	Kankakee	11	40	51	8	16	12	75	63
501	Kaskaskia	3	6	9	3	4	5	16	14
523	Kishwaukee	10	35	45	5	27	7	77	52
532	Lake County	49	78	127	5	31	0	163	127
517	Lake Land	28	51	79	52	72	58	203	137
536	Lewis & Clark	23	41	64	2	5	0	71	64
526	Lincoln Land	32	64	96	2	17	9	115	105
530	Logan	39	49	88	1	8	5	97	93
528	McHenry	30	81	111	1	19	13	131	124
524	Moraine Valley	50	99	149	0	0	0	149	149
527	Morton	18	15	33	0	0	0	33	33
535	Oakton	35	77	112	0	14	3	126	115
505	Parkland	46	82	128	28	33	20	189	148
515	Prairie State	7	25	32	0	4	3	36	35
521	Rend Lake	16	56	72	24	43	0	139	72
537	Richland	6	23	29	1	3	2	33	31
511	Rock Valley	34	44	78	5	6	6	89	84
518	Sandburg	26	43	69	1	7	0	77	69
506	Sauk Valley	11	17	28	10	14	10	52	38
531	Shawnee	15	18	33	0	0	0	33	33
510	South Suburban	24	41	65	0	0	0	65	65
533	Southeastern	5	9	14	13	41	27	68	41
522	Southwestern**	35	56	91	64	158	141	313	232
534	Spoon River	10	23	33	0	5	0	38	33
504	Triton	33	46	79	0	0	0	79	79
516	Waubonsee	33	61	94	52	95	78	241	172
539	Wood	14	27	41	1	3	3	45	44
	TOTALS	1,201	2,101	3,302	490	950	676	4,742	3,978

*Other nonteaching professional staff include professional/technical, academic support, and supervisory staff.

**Formerly Belleville Area College

SOURCE OF DATA: Salary Submission (C1 & C2)

Illinois Community College Board

Table II-4

SUMMARY OF CIVIL SERVICE OR CLASSIFIED STAFF EMPLOYED IN
ILLINOIS PUBLIC COMMUNITY COLLEGES BY SEX AND EMPLOYMENT STATUS DURING FALL 2003

Dist. No.	District/College	Full-Time		Total		Total		Grand	Grand
		Male	Female	Full-Time FTE	Part-Time Male	Part-Time Female	Part-Time FTE	Total Headcount	Total FTE
503	Black Hawk	24	80	104	35	65	28	204	132
508	Chicago	(250)	(442)	(692)	(631)	(505)	(714)	(1,828)	(1,406)
	Daley	30	66	96	99	51	93	246	189
	Kennedy-King	43	46	89	108	99	128	296	217
	Malcolm X	39	40	79	68	69	87	216	166
	Olive-Harvey	21	53	74	75	48	76	197	150
	Truman	36	59	95	101	54	98	250	193
	Washington	22	74	96	69	72	92	237	188
	Wright	46	72	118	83	67	94	268	212
	District Office	13	32	45	28	45	46	118	91
507	Danville	18	42	60	2	3	1	65	61
502	DuPage	75	136	211	206	600	348	1,017	559
509	Elgin	27	64	91	23	53	38	167	129
512	Harper	89	152	241	6	39	25	286	266
540	Heartland	5	32	37	0	7	4	44	41
519	Highland	16	22	38	4	16	9	58	47
514	Illinois Central	56	128	184	42	153	96	379	280
529	Illinois Eastern	(15)	(60)	(75)	(31)	(72)	(59)	(178)	(134)
	Frontier	2	10	12	3	7	5	22	17
	Lincoln Trail	5	8	13	8	15	14	36	27
	Olney	6	13	19	9	24	18	52	37
	Wabash	2	15	17	7	14	14	38	31
	District Office	0	14	14	4	12	8	30	22
513	Illinois Valley	12	47	59	12	31	14	102	73
525	Joliet	36	72	108	37	159	76	304	184
520	Kankakee	11	51	62	16	70	43	148	105
501	Kaskaskia	14	31	45	19	55	50	119	95
523	Kishwaukee	29	52	81	6	12	10	99	91
532	Lake County	66	86	152	2	20	36	174	188
517	Lake Land	22	53	75	40	86	75	201	150
536	Lewis & Clark	17	54	71	12	29	3	112	74
526	Lincoln Land	36	73	109	1	15	9	125	118
530	Logan	47	82	129	10	16	13	155	142
528	McHenry	23	38	61	12	73	53	146	114
524	Moraine Valley	43	124	167	14	54	27	235	194
527	Morton	12	25	37	6	35	21	78	58
535	Oakton	52	63	115	66	35	62	216	177
505	Parkland	40	61	101	0	4	3	105	104
515	Prairie State	17	20	37	0	7	5	44	42
521	Rend Lake	26	31	57	4	4	0	65	57
537	Richland	7	52	59	14	6	9	79	68
511	Rock Valley	33	85	118	2	8	6	128	124
518	Sandburg	25	53	78	1	4	0	83	78
506	Sauk Valley	16	30	46	3	10	8	59	54
531	Shawnee	11	25	36	6	11	0	53	36
510	South Suburban	34	73	107	2	4	3	113	110
533	Southeastern	10	23	33	4	6	5	43	38
522	Southwestern*	43	98	141	116	176	209	433	350
534	Spoon River	6	23	29	2	14	0	45	29
504	Triton	85	133	218	137	185	200	540	418
516	Waubonsee	11	49	60	38	68	91	166	151
539	Wood	<u>5</u>	<u>37</u>	<u>42</u>	<u>4</u>	<u>17</u>	<u>11</u>	<u>63</u>	<u>53</u>
	TOTALS	1,364	2,802	4,166	1,566	2,727	2,364	8,459	6,530

*Formerly Belleville Area College

SOURCE OF DATA: Salary Submission (C1 & C2)

Illinois Community College Board

Table II-5

FISCAL YEAR 2004 AVERAGE CONTRACTUAL BASE SALARIES FOR FULL-TIME TEACHING
FACULTY (9 MOS), ADMINISTRATIVE STAFF (12 MOS) AND NONTEACHING PROFESSIONAL STAFF (12 MOS)
IN ILLINOIS PUBLIC COMMUNITY COLLEGES

Dist. No.	District	Average Salary 9-Month Faculty	Average Salary 12-Month Administrative	Average Salary 12-Month Other Professional*
503	Black Hawk	54,903	92,890	43,647
508	Chicago	68,110	88,824	48,860
507	Danville	43,921	58,378	31,608
502	DuPage	65,623	94,995	53,217
509	Elgin	71,176	75,154	46,938
512	Harper	60,414	95,558	52,271
540	Heartland	45,695	67,762	35,190
519	Highland	58,897	58,934	33,094
514	Illinois Central	47,546	72,517	38,990
529	Illinois Eastern	42,544	61,190	32,307
513	Illinois Valley	50,184	63,440	36,521
525	Joliet	58,712	64,525	41,776
520	Kankakee	55,535	52,697	35,548
501	Kaskaskia	46,579	43,572	32,907
523	Kishwaukee	44,077	76,721	40,182
532	Lake County	75,067	77,381	39,029
517	Lake Land	43,866	76,492	38,750
536	Lewis & Clark	53,230	62,953	36,052
526	Lincoln Land	60,116	65,029	37,785
530	Logan	55,950	63,318	38,116
528	McHenry	57,616	71,869	38,756
524	Moraine Valley	50,280	87,110	45,476
527	Morton	59,664	75,243	40,244
535	Oakton	71,506	95,775	50,406
505	Parkland	52,925	75,210	41,821
515	Prairie State	52,873	59,661	36,516
521	Rend Lake	48,278	72,692	33,203
537	Richland	42,798	61,159	33,586
511	Rock Valley	52,328	66,989	42,390
518	Sandburg	44,263	61,690	29,288
506	Sauk Valley	45,203	72,803	39,165
531	Shawnee	48,926	47,442	32,904
510	South Suburban	55,569	73,771	35,849
533	Southeastern	45,514	49,365	31,611
522	Southwestern**	51,294	82,086	50,813
534	Spoon River	46,158	59,822	33,768
504	Triton	63,519	73,906	47,745
516	Waubonsee	57,500	82,235	41,139
539	Wood	<u>44,048</u>	<u>57,694</u>	<u>30,606</u>
	AVERAGES	\$57,067	\$70,318	\$42,376

* Nonteaching professional staff includes professional/technical, academic support, and supervisory staff who are not administrators.

** Formerly Belleville Area College

SOURCE OF DATA: Salary Submission (C1)

Illinois Community College Board
Table II-6
AVERAGE ON-CAMPUS CLASS BY TYPE*
FALL 2003

Dist. No.	District/College	Lecture/ Discussion	Laboratory	Average Class Size**
503	Black Hawk	19.76	16.03	18.28
508	Chicago	(21.47)	(17.11)	(21.37)
	Daley	20.85	17.70	20.40
	Kennedy-King	20.47	10.00	20.28
	Malcolm X	20.28	----	20.28
	Olive-Harvey	19.47	----	19.47
	Truman	20.78	----	20.78
	Washington	23.24	----	23.24
	Wright	23.22	----	23.22
507	Danville	DNA	DNA	DNA
502	DuPage	19.82	16.11	19.36
509	Elgin	20.32	14.27	18.12
512	Harper	22.06	17.85	21.87
540	Heartland	20.92	15.88	20.83
519	Highland	15.16	12.12	14.55
514	Illinois Central	18.90	17.10	18.65
529	Illinois Eastern	(13.91)	(10.00)	(13.56)
	Frontier	10.92	2.50	10.75
	Lincoln Trail	14.09	10.83	13.61
	Olney Central	13.77	10.02	13.37
	Wabash Valley	15.03	8.85	14.75
513	Illinois Valley	15.11	11.91	14.21
525	Joliet	17.23	----	17.23
520	Kankakee	16.49	15.73	16.17
501	Kaskaskia	20.08	12.75	18.15
523	Kishwaukee	17.79	10.38	14.68
532	Lake County	19.60	14.61	19.38
517	Lake Land	21.68	17.72	20.42
536	Lewis & Clark	18.87	11.82	16.01
526	Lincoln Land	18.63	15.31	17.23
530	Logan	19.49	14.83	18.28
528	McHenry	20.32	18.05	19.46
524	Moraine Valley	22.03	16.52	19.85
527	Morton	20.49	14.03	19.23
535	Oakton	18.65	12.99	17.11
505	Parkland	16.84	14.03	16.72
515	Prairie State	18.69	15.83	17.65
521	Rend Lake	16.98	----	16.98
537	Richland	14.03	5.75	13.98
511	Rock Valley	23.15	16.28	22.40
518	Sandburg	12.58	12.41	12.56
506	Sauk Valley	17.73	12.66	15.65
531	Shawnee	14.05	----	14.05
510	South Suburban	19.69	17.47	19.31
533	Southeastern	14.88	12.00	13.85
522	Southwestern***	17.44	13.84	16.54
534	Spoon River	15.04	10.85	13.46
504	Triton	19.34	15.04	18.60
516	Waubensee	18.14	12.26	16.28
539	Wood	17.05	13.86	16.52
	AVERAGES	19.03	14.55	18.17

*Adult Basic Education, Adult Secondary Education, and English as a Second Language classes are excluded.

**Averages computed on enrollment in all instructional types, excluding Adult Basic Education, Adult Secondary Education, English as a Second Language, independent study and classes with only one student.

***Formerly Belleville Area College

DNA = Data Not Available

---- = No Laboratory Classes

SOURCE OF DATA: S3 and S6 Record Submissions

Illinois Community College Board
Table II-7
PERCENTAGE OF ON-CAMPUS CLASSES* BY CLASS SIZE CATEGORIES
FALL 2003

Dist. No.	District/College	Class Size Categories							Total Classes
		2-5	6-10	11-20	21-35	36-50	51-100	Over 100	
503	Black Hawk	6.2%	16.8%	30.7%	45.8%	0.5%	0.0%	0.0%	808
508	Chicago	(4.7%)	(14.3%)	(24.3%)	(51.2%)	(5.4%)	(0.0%)	(0.0%)	(4,257)
	Daley	1.9%	18.5%	31.4%	43.8%	4.4%	0.0%	0.0%	682
	Kennedy-King	5.5%	15.6%	26.0%	49.8%	3.1%	0.0%	0.0%	454
	Malcolm X	9.9%	12.6%	25.8%	46.0%	5.6%	0.2%	0.0%	485
	Olive-Harvey	2.2%	22.5%	28.6%	44.3%	2.4%	0.0%	0.0%	510
	Truman	5.8%	16.1%	23.4%	49.5%	5.2%	0.0%	0.0%	539
	Washington	4.8%	10.0%	17.8%	59.8%	7.5%	0.0%	0.0%	757
	Wright	4.2%	8.9%	20.7%	58.4%	7.7%	0.0%	0.0%	830
507	Danville	DNA	DNA	DNA	DNA	DNA	DNA	DNA	DNA
502	DuPage	10.9%	10.5%	32.7%	42.1%	3.1%	0.6%	0.1%	2,573
509	Elgin	7.9%	11.4%	45.1%	34.0%	1.3%	0.3%	0.0%	1,171
512	Harper	1.3%	8.9%	34.8%	51.4%	2.8%	0.9%	0.0%	1,665
540	Heartland	2.6%	9.8%	26.5%	59.1%	2.1%	0.0%	0.0%	430
519	Highland	16.4%	25.5%	33.2%	20.8%	3.8%	0.4%	0.0%	530
514	Illinois Central	9.2%	16.9%	34.0%	30.9%	8.4%	0.4%	0.1%	1,387
529	Illinois Eastern	(15.1%)	(29.6%)	(36.9%)	(16.9%)	(1.2%)	(0.3%)	(0.0%)	(1,021)
	Frontier	24.0%	36.0%	32.0%	7.0%	1.0%	0.0%	0.0%	100
	Lincoln Trail	20.2%	21.4%	42.4%	12.2%	3.8%	0.0%	0.0%	238
	Olney Central	10.9%	29.4%	43.4%	16.2%	0.0%	0.0%	0.0%	394
	Wabash Valley	13.5%	34.3%	25.3%	25.3%	0.7%	1.0%	0.0%	289
513	Illinois Valley	14.0%	30.0%	36.6%	17.4%	1.4%	0.5%	0.1%	806
525	Joliet	9.3%	19.0%	38.4%	32.6%	0.5%	0.2%	0.1%	1,327
520	Kankakee	6.6%	22.6%	42.5%	26.0%	2.0%	0.2%	0.2%	654
501	Kaskaskia	14.0%	19.1%	32.9%	27.5%	3.9%	2.3%	0.4%	487
523	Kishwaukee	13.1%	23.2%	39.9%	21.8%	2.0%	0.0%	0.0%	757
532	Lake County	3.3%	12.4%	38.4%	45.0%	0.7%	0.1%	0.0%	1,350
517	Lake Land	1.9%	9.4%	39.3%	48.0%	1.3%	0.2%	0.0%	629
536	Lewis & Clark	9.3%	18.2%	43.6%	28.6%	0.4%	0.0%	0.0%	809
526	Lincoln Land	6.4%	15.5%	44.2%	33.3%	0.6%	0.0%	0.0%	839
530	Logan	7.0%	17.5%	44.5%	28.4%	1.1%	0.8%	0.7%	1,105
528	McHenry	11.5%	11.3%	27.6%	45.8%	3.6%	0.1%	0.0%	746
524	Moraine Valley	6.1%	12.7%	32.6%	46.5%	2.0%	0.1%	0.0%	1,806
527	Morton	5.1%	20.1%	26.2%	48.0%	0.2%	0.2%	0.2%	527
535	Oakton	8.5%	19.0%	42.9%	27.3%	1.3%	0.8%	0.3%	1,750
505	Parkland	7.9%	15.0%	49.8%	26.2%	0.5%	0.4%	0.3%	1,528
515	Prairie State	7.2%	14.4%	41.2%	35.9%	1.1%	0.0%	0.1%	696
521	Rend Lake	9.2%	15.9%	46.1%	25.6%	2.2%	0.9%	0.1%	675
537	Richland	17.3%	23.1%	39.4%	19.9%	0.2%	0.0%	0.2%	579
511	Rock Valley	2.6%	9.1%	31.3%	43.1%	13.7%	0.2%	0.0%	977
518	Sandburg	22.5%	25.9%	34.1%	16.4%	0.6%	0.6%	0.0%	525
506	Sauk Valley	10.5%	20.0%	42.7%	23.8%	2.7%	0.2%	0.2%	564
531	Shawnee	14.0%	33.3%	34.4%	15.1%	2.9%	0.0%	0.4%	279
510	South Suburban	9.9%	10.3%	28.2%	43.3%	8.0%	0.2%	0.0%	1,036
533	Southeastern	20.9%	25.3%	28.6%	24.5%	0.5%	0.0%	0.3%	364
522	Southwestern**	8.0%	19.8%	45.2%	23.6%	3.0%	0.5%	0.1%	1,621
534	Spoon River	7.2%	36.8%	39.5%	16.6%	0.0%	0.0%	0.0%	223
504	Triton	4.3%	12.7%	42.8%	38.2%	2.0%	0.0%	0.0%	1,596
516	Waubensee	10.8%	21.2%	38.6%	28.3%	0.6%	0.7%	0.0%	874
539	Wood	7.6%	13.8%	49.7%	28.5%	0.3%	0.0%	0.0%	340
	AVERAGES/TOTAL	8.1%	16.3%	36.6%	35.8%	2.8%	0.3%	0.1%	39,311

* All instructional type classes are reported, excluding ABE, ASE, ESL, independent study, and classes with only one student.

**Formerly Belleville Area College

DNA = Data Not Available

SOURCE OF DATA: S3 and S6 Record Submissions

Section III

ANNUAL ENROLLMENT AND COMPLETION DATA

Section III includes data on annual enrollment and completions in fiscal year 2003 among Illinois public community colleges.

Table III-1 shows the annual unduplicated headcount enrollment by sex in Illinois public community colleges for fiscal year 2003.

Table III-2 shows the annual unduplicated headcount enrollment by program classification in Illinois public community colleges for fiscal year 2003.

Table III-3 contains more detailed data on fiscal year 2003 annual unduplicated enrollment through the use of the national program classification structure/classification of instructional program (PCS/CIP) coding system.

Table III-4 shows the fiscal year 2003 annual unduplicated enrollment by age category.

Table III-5 summarizes the fiscal year 2003 annual unduplicated enrollment by ethnic origin.

Table III-6 summarizes the highest degree previously earned for fiscal year 2003 Illinois public community college students.

Figure 3 shows the fiscal year 2003 annual duplicated completers in the following categories; transfer degrees (30.01 percent), occupational certificates (48.75 percent), occupational degrees (18.77 percent), general associate degrees (1.92 percent), and vocational skills and general studies certificates comprise the “other” category (0.55 percent).

Table III-7 lists the number of associate degrees awarded in transfer and general studies curricula and the number of general studies certificates awarded by each community college in fiscal year 2003.

Table III-8 shows the number of associate degrees and certificates awarded in occupational curricula and the number of vocational skills certificates awarded by each community college in fiscal year 2003.

Table III-9 contains more detailed data on collegiate-level fiscal year 2003 annual completers through the use of the national program classification structure/classification of instructional program (PCS/CIP) coding system.

Table III-10 shows the number of high school completions awarded by each community college in fiscal year 2003.

Table III-11 provides a summary of adult basic education and English as a Second Language completions by each community college during fiscal year 2003.

Tables III-12 through 19 depict annual unduplicated headcount enrollment data by ethnic origin for fiscal year 2003.

Illinois Community College Board

Table III-1

SUMMARY OF ANNUAL UNDUPLICATED HEADCOUNT ENROLLMENT BY SEX
FOR FISCAL YEAR 2003

Dist No.	District/College	Male	Female	Total
503	Black Hawk	5,442	7,232	12,674
508	Chicago	(51,075)	(68,600)	(119,675)
	Daley	6,704	10,473	17,177
	Kennedy-King	3,268	6,938	10,206
	Malcolm X	7,841	8,778	16,619
	Olive-Harvey	3,826	6,139	9,965
	Truman	14,240	15,071	29,311
	Washington	7,001	8,719	15,720
	Wilbur Wright	8,195	12,482	20,677
507	Danville	2,080	3,700	5,780
502	DuPage	23,325	31,176	54,501
509	Elgin	7,868	10,304	18,172
512	Harper	10,668	14,286	24,954
540	Heartland	3,424	4,276	7,700
519	Highland	2,150	3,984	6,134
514	Illinois Central	8,833	10,560	19,393
529	Illinois Eastern	(16,491)	(11,198)	(27,689)
	Frontier	3,146	4,251	7,397
	Lincoln Trail	1,370	1,003	2,373
	Olney Central	1,182	1,647	2,829
	Wabash Valley	10,793	4,297	15,090
513	Illinois Valley	3,333	4,143	7,476
525	Joliet	9,607	12,951	22,558
520	Kankakee	3,405	5,701	9,106
501	Kaskaskia	3,040	4,458	7,498
523	Kishwaukee	3,232	3,913	7,145
532	Lake County	11,624	14,778	26,402
517	Lake Land	8,534	5,787	14,321
536	Lewis & Clark	4,846	6,774	11,620
526	Lincoln Land	6,972	9,076	16,048
530	Logan	5,085	6,628	11,713
528	McHenry	5,163	6,585	11,748
524	Moraine Valley	11,712	15,339	27,051
527	Morton	3,082	4,748	7,830
535	Oakton	12,459	23,736	36,195
505	Parkland	7,264	9,132	16,396
515	Prairie State	4,603	6,670	11,273
521	Rend Lake	6,473	3,970	10,443
537	Richland	2,716	4,615	7,331
511	Rock Valley	6,632	8,927	15,559
518	Sandburg	2,729	3,911	6,640
506	Sauk Valley	2,232	2,855	5,087
531	Shawnee	2,978	3,564	6,542
510	South Suburban	5,864	10,418	16,282
533	Southeastern	5,031	2,529	7,560
522	Southwestern*	11,325	13,379	24,704
534	Spoon River	2,092	2,335	4,427
504	Triton	12,056	13,721	25,777
516	Waubonsee	7,682	9,802	17,484
539	Wood	<u>1,714</u>	<u>2,683</u>	<u>4,397</u>
	TOTALS	304,841	388,444	693,285

*Formerly Belleville Area College

SOURCE OF DATA: A1 Record Submission

Illinois Community College Board
Table III-2
SUMMARY OF ANNUAL UNDUPLICATED HEADCOUNT ENROLLMENT
BY PROGRAM CLASSIFICATION
FOR FISCAL YEAR 2003

Dist. No.	District/College	Bacc/ Transfer	Vocational	Occupational	ABE	ASE	ESL	General Studies	General Associates	Total
503	Black Hawk	5,526	1,898	2,876	451	304	1,596	5	18	12,674
508	Chicago	(29,172)	(6,528)	(15,186)	(13,488)	(6,250)	(36,016)	(303)	(12,732)	(119,675)
	Daley	5,938	935	2,299	1,014	727	5,913	170	181	17,177
	Kennedy-King	2,423	522	2,849	2,709	744	816	24	119	10,206
	Malcolm X	3,090	751	1,528	4,814	1,818	3,724	24	870	16,619
	Olive-Harvey	3,060	1,044	1,271	2,188	730	1,092	13	567	9,965
	Truman	4,703	742	1,231	1,039	1,274	18,288	10	2,024	29,311
	Washington	8,319	560	4,777	205	23	17	57	1,762	15,720
	Wilbur Wright	1,639	1,974	1,231	1,519	934	6,166	5	7,209	20,677
507	Danville	2,154	1,594	1,519	310	148	55	0	0	5,780
502	DuPage	21,170	2,630	13,116	487	1,045	5,601	10,293	159	54,501
509	Elgin	7,624	519	5,082	491	556	3,117	0	783	18,172
512	Harper	12,671	0	8,307	520	285	3,171	0	0	24,954
540	Heartland	5,766	741	705	395	0	93	0	0	7,700
519	Highland	1,690	1,190	1,456	302	267	193	997	39	6,134
514	Illinois Central	7,505	99	5,509	541	353	89	225	5,072	19,393
529	Illinois Eastern	(6,164)	(4,934)	(15,018)	(411)	(256)	(42)	(0)	(864)	(27,689)
	Frontier	1,859	4,493	661	159	118	30	0	77	7,397
	Lincoln Trail	1,027	46	719	111	0	0	0	470	2,373
	Olney Central	1,396	22	1,042	134	92	1	0	142	2,829
	Wabash Valley	1,882	373	12,596	7	46	11	0	175	15,090
513	Illinois Valley	2,326	0	2,594	238	530	253	1,194	341	7,476
525	Joliet	11,162	477	6,857	887	581	1,856	388	350	22,558
520	Kankakee	2,520	1,512	2,558	1,022	541	46	759	148	9,106
501	Kaskaskia	2,313	2	3,975	289	242	43	89	545	7,498
523	Kishwaukee	4,307	47	1,385	191	410	681	124	0	7,145
532	Lake County	11,370	651	9,195	686	555	3,412	533	0	26,402
517	Lake Land	5,635	2,706	4,571	309	280	59	0	761	14,321
536	Lewis & Clark	6,057	343	3,934	293	487	55	23	428	11,620
526	Lincoln Land	5,927	4,185	3,005	408	444	517	14	1,548	16,048
530	Logan	5,124	1,945	3,937	399	266	0	3	39	11,713
528	McHenry	5,810	5	2,965	371	414	1,976	0	207	11,748
524	Moraine Valley	11,439	756	11,545	390	838	2,083	0	0	27,051
527	Morton	2,831	126	1,802	485	111	2,387	26	62	7,830
535	Oakton	11,897	14,951	5,197	955	408	2,714	73	0	36,195
505	Parkland	8,306	771	5,778	410	439	264	0	428	16,396
515	Prairie State	5,049	1,286	2,998	566	316	510	514	34	11,273
521	Rend Lake	3,038	5,045	2,045	87	220	8	0	0	10,443
537	Richland	3,374	966	2,101	420	179	86	184	21	7,331
511	Rock Valley	8,346	1,159	3,937	891	358	794	3	71	15,559
518	Sandburg	2,230	1,411	2,444	62	439	35	0	19	6,640
506	Sauk Valley	2,270	966	1,383	183	167	102	0	16	5,087
531	Shawnee	1,472	2,496	1,218	350	325	140	382	159	6,542
510	South Suburban	4,563	2,338	7,029	921	457	973	1	0	16,282
533	Southeastern	3,881	1,259	1,731	427	149	0	101	12	7,560
522	Southwestern*	10,810	20	11,028	1,326	1,222	267	31	0	24,704
534	Spoon River	2,012	871	623	321	250	26	0	324	4,427
504	Triton	7,151	3,499	6,702	748	1,036	4,244	1	2,396	25,777
516	Waubensee	5,141	253	4,554	781	1,241	3,842	1,050	622	17,484
539	Wood	<u>2,539</u>	<u>2</u>	<u>1,222</u>	<u>144</u>	<u>131</u>	<u>23</u>	<u>334</u>	<u>2</u>	<u>4,397</u>
	TOTALS	258,342	70,181	187,087	31,956	22,500	77,369	17,650	28,200	693,285

*Formerly Belleville Area College

SOURCE OF DATA: A1 Submission

Illinois Community College Board
Table III-3
ANNUAL UNDUPLICATED ENROLLMENT BY ACADEMIC PROGRAM BY COLLEGE
FOR FISCAL YEAR 2003

Dist. No.	District/College	Ag Bus. & Mgmt. 12.010101	Ag Bus./Mgmt, Other 12.010199	Ag Mechanics, Gen. 12.010201	Ag Mechanics, Other 12.010299	Ag Production, Gen 12.010301	Animal Production 12.010302	Crop Prod Op/Mgmt 12.010304	Ag/Food Prod Proc 12.010401	Animal Trainer 12.010505	Horsehandling/Care 12.010507	Horticulture, General 12.010601
503	Black Hawk	26	0	7	0	23	13	0	0	0	71	23
508	Chicago	(0)	(0)	(0)	(0)	(0)	(0)	(0)	(0)	(0)	(0)	(0)
	Daley	0	0	0	0	0	0	0	0	0	0	0
	Kennedy-King	0	0	0	0	0	0	0	0	0	0	0
	Malcolm X	0	0	0	0	0	0	0	0	0	0	0
	Olive-Harvey	0	0	0	0	0	0	0	0	0	0	0
	Truman	0	0	0	0	0	0	0	0	0	0	0
	Washington	0	0	0	0	0	0	0	0	0	0	0
	Wilbur Wright	0	0	0	0	0	0	0	0	0	0	0
507	Danville	11	0	9	0	0	0	0	0	0	0	0
502	DuPage	0	0	0	0	0	0	0	0	0	0	204
509	Elgin	0	0	0	0	0	0	0	0	0	0	0
512	Harper	0	0	0	0	0	0	0	0	0	0	66
540	Heartland	0	0	0	0	0	0	0	0	0	0	0
519	Highland	16	0	0	0	6	0	0	0	0	0	0
514	Illinois Central	26	0	28	0	0	0	0	0	0	0	121
529	Illinois Eastern	(24)	(0)	(0)	(0)	(10)	(0)	(0)	(0)	(0)	(0)	(34)
	Frontier	0	0	0	0	0	0	0	0	0	0	0
	Lincoln Trail	0	0	0	0	0	0	0	0	0	0	34
	Olney Central	0	0	0	0	0	0	0	0	0	0	0
	Wabash Valley	24	0	0	0	10	0	0	0	0	0	0
513	Illinois Valley	4	0	0	0	0	0	0	0	0	0	0
525	Joliet	21	0	0	0	32	1	0	0	0	0	133
520	Kankakee	0	0	0	0	0	0	0	0	0	0	0
501	Kaskaskia	43	0	0	0	0	0	0	0	0	0	3
523	Kishwaukee	9	0	69	0	13	0	0	0	0	4	8
532	Lake County	0	0	0	0	0	0	0	0	0	0	1
517	Lake Land	37	0	51	0	33	3	3	0	17	0	145
536	Lewis & Clark	4	0	0	0	0	0	0	0	0	0	0
526	Lincoln Land	0	0	0	0	44	0	0	0	0	0	0
530	Logan	0	0	0	0	0	0	0	0	0	0	0
528	McHenry	0	0	0	0	0	0	0	0	0	0	48
524	Moraine Valley	0	0	0	0	0	0	0	0	0	0	0
527	Morton	0	0	0	0	0	0	0	0	0	0	0
535	Oakton	0	0	0	0	0	0	0	0	0	0	0
505	Parkland	42	7	11	4	0	19	0	0	0	0	0
515	Prairie State	0	0	0	0	0	0	0	0	0	0	0
521	Rend Lake	23	0	33	0	23	0	0	0	0	0	59
537	Richland	9	0	0	0	0	0	0	1	0	0	74
511	Rock Valley	0	0	0	0	0	0	0	0	0	0	0
518	Sandburg	0	0	0	0	18	0	0	0	0	0	0
506	Sauk Valley	0	0	0	0	0	0	0	0	0	0	0
531	Shawnee	6	0	0	0	3	0	0	0	0	0	0
510	South Suburban	0	0	0	0	0	0	0	0	0	31	0
533	Southeastern	0	0	0	0	0	0	0	0	0	0	71
522	Southwestern*	0	0	0	0	0	0	0	0	0	0	87
534	Spoon River	0	0	26	0	15	0	0	0	0	0	0
504	Triton	0	0	0	0	0	0	0	0	0	0	0
516	Waubensee	0	0	0	0	0	0	0	0	0	0	0
539	Wood	<u>36</u>	<u>0</u>	<u>0</u>	<u>0</u>	<u>0</u>	<u>10</u>	<u>0</u>	<u>0</u>	<u>0</u>	<u>0</u>	<u>26</u>
	TOTALS	337	7	234	4	220	46	3	1	17	106	1,103

*Formerly Belleville Area College

SOURCE OF DATA: Annual Enrollment & Completion Data (A1)

Illinois Community College Board
Table III-3
ANNUAL UNDUPLICATED ENROLLMENT BY ACADEMIC PROGRAM BY COLLEGE
FOR FISCAL YEAR 2003

Dist. No.	District/College	Arboriculture 12 010602	Om. Horticulture 12 010603	Grnbse Oper/Mgmt 12 010604	Landscaping 12 010605	Nursery Oper/Mgmt 12 010606	Turf Management 12 010607	Parks/Grounds Mgmt 12 010610	Agbus/Ag Prod, Othr 12 019999	Ntrl Rsrces Mgmt/Policy 12 030201	Fstry Prod/Proc. Gen 12 030401	Wildlife Mgmt 12 030601
503	Black Hawk	0	0	0	0	0	0	0	132	0	0	0
508	Chicago	(0)	(0)	(0)	(0)	(0)	(0)	(0)	(0)	(0)	(0)	(0)
	Daley	0	0	0	0	0	0	0	0	0	0	0
	Kennedy-King	0	0	0	0	0	0	0	0	0	0	0
	Malcolm X	0	0	0	0	0	0	0	0	0	0	0
	Olive-Harvey	0	0	0	0	0	0	0	0	0	0	0
	Truman	0	0	0	0	0	0	0	0	0	0	0
	Washington	0	0	0	0	0	0	0	0	0	0	0
	Wilbur Wright	0	0	0	0	0	0	0	0	0	0	0
507	Danville	0	8	0	43	0	0	0	1	0	0	0
502	DuPage	0	16	3	75	12	12	0	0	0	0	0
509	Elgin	0	0	0	0	0	0	0	0	0	0	0
512	Harper	3	28	0	15	0	3	18	0	0	0	0
540	Heartland	0	0	0	0	0	0	0	0	0	0	0
519	Highland	0	0	0	0	0	0	0	1	0	0	0
514	Illinois Central	0	0	0	7	0	1	0	11	0	0	0
529	Illinois Eastern	(0)	(0)	(0)	(0)	(0)	(0)	(0)	(2)	(0)	(0)	(0)
	Frontier	0	0	0	0	0	0	0	0	0	0	0
	Lincoln Trail	0	0	0	0	0	0	0	0	0	0	0
	Olney Central	0	0	0	0	0	0	0	0	0	0	0
	Wabash Valley	0	0	0	0	0	0	0	2	0	0	0
513	Illinois Valley	0	25	0	2	0	0	0	1	0	0	0
525	Joliet	0	9	3	8	1	5	0	3	0	0	0
520	Kankakee	0	0	0	0	0	0	0	0	0	0	0
501	Kaskaskia	0	0	0	0	0	0	0	23	0	0	0
523	Kishwaukee	0	26	10	30	5	21	0	16	0	0	0
532	Lake County	4	30	0	47	0	34	0	77	15	0	0
517	Lake Land	0	0	0	0	0	0	0	0	0	0	0
536	Lewis & Clark	0	0	0	0	0	10	0	9	0	0	0
526	Lincoln Land	0	0	0	28	0	0	0	0	0	0	0
530	Logan	0	0	0	0	0	0	0	1	0	0	0
528	McHenry	0	20	0	9	0	1	0	22	0	0	0
524	Moraine Valley	0	0	0	0	0	0	0	0	0	0	0
527	Morton	0	0	0	0	0	0	0	0	0	0	0
535	Oakton	0	0	0	0	0	0	0	0	0	0	0
505	Parkland	0	0	0	35	0	0	0	63	0	0	0
515	Prairie State	0	0	0	0	0	0	0	0	0	0	0
521	Rend Lake	0	0	0	0	0	0	0	1	0	0	0
537	Richland	0	0	0	0	0	0	0	4	0	0	0
511	Rock Valley	0	0	0	0	0	0	0	0	0	0	0
518	Sandburg	0	0	0	0	0	0	0	0	0	0	0
506	Sauk Valley	0	0	0	0	0	0	0	0	0	0	0
531	Shawnee	0	0	0	0	0	0	0	0	0	0	8
510	South Suburban	0	0	0	0	0	0	0	3	0	0	0
533	Southeastern	0	0	0	2	0	0	0	0	0	7	45
522	Southwestern*	0	0	0	0	0	0	0	12	0	0	0
534	Spoon River	0	0	0	0	0	0	0	1	0	0	0
504	Triton	0	0	20	46	0	0	0	29	0	0	0
516	Waubonsee	0	0	0	0	0	0	0	0	0	0	0
539	Wood	0	0	0	0	0	0	0	6	0	0	0
	TOTALS	7	162	36	347	18	87	18	418	15	7	53

*Formerly Belleville Area College

SOURCE OF DATA: Annual Enrollment & Completion Data (A1)

Illinois Community College Board
Table III-3
ANNUAL UNDUPLICATED ENROLLMENT BY ACADEMIC PROGRAM BY COLLEGE
FOR FISCAL YEAR 2003

Dist. No.	District/College	Fashion Merch 12 080102	Entrepreneurship 12 080301	Fin Svcs Mktg, Gen 12 080401	Food Prod Retail/Wholesale Op 12 080601	Industrial Marketing 12 080702	Retailing 12 080705	Gen Mktg/Sales 12 080706	Gen Mktg Op 12 080708	Distribution Op, Gen 12 080709	Mktg-Rec Svcs 12 080903	Insurance Marketing 12 081001
503	Black Hawk	0	0	0	0	0	170	0	0	0	0	0
508	Chicago	(0)	(0)	(0)	(0)	(0)	(0)	(0)	(0)	(0)	(0)	(0)
	Daley	0	0	0	0	0	0	0	0	0	0	0
	Kennedy-King	0	0	0	0	0	0	0	0	0	0	0
	Malcolm X	0	0	0	0	0	0	0	0	0	0	0
	Olive-Harvey	0	0	0	0	0	0	0	0	0	0	0
	Truman	0	0	0	0	0	0	0	0	0	0	0
	Washington	0	0	0	0	0	0	0	0	0	0	0
	Wilbur Wright	0	0	0	0	0	0	0	0	0	0	0
507	Danville	0	0	0	0	0	0	49	0	0	0	0
502	DuPage	89	15	0	0	0	0	228	0	26	0	0
509	Elgin	0	0	0	0	0	9	26	0	0	0	0
512	Harper	54	0	0	0	2	5	228	0	82	0	1
540	Heartland	0	0	0	0	0	0	0	0	0	0	4
519	Highland	0	0	0	0	0	0	1	0	0	0	0
514	Illinois Central	0	0	0	0	0	30	31	0	3	0	0
529	Illinois Eastern	(0)	(0)	(0)	(0)	(0)	(66)	(0)	(0)	(0)	(0)	(0)
	Frontier	0	0	0	0	0	2	0	0	0	0	0
	Lincoln Trail	0	0	0	0	0	0	0	0	0	0	0
	Olney Central	0	0	0	0	0	3	0	0	0	0	0
	Wabash Valley	0	0	0	0	0	61	0	0	0	0	0
513	Illinois Valley	0	0	0	0	0	0	23	0	0	0	0
525	Joliet	50	0	0	0	0	3	83	0	0	0	0
520	Kankakee	0	0	0	0	0	0	0	0	0	0	0
501	Kaskaskia	0	0	0	0	0	0	0	0	0	0	0
523	Kishwaukee	0	0	0	0	0	0	0	0	0	0	0
532	Lake County	0	0	0	0	0	50	98	0	0	0	0
517	Lake Land	0	3	0	0	0	124	27	0	0	0	0
536	Lewis & Clark	0	0	0	0	0	0	1	0	0	0	0
526	Lincoln Land	0	0	0	0	0	0	13	0	0	0	0
530	Logan	17	0	0	0	0	1	62	0	0	0	0
528	McHenry	0	0	0	0	0	2	33	0	0	0	0
524	Moraine Valley	0	0	0	0	0	77	2	0	0	30	0
527	Morton	0	0	0	0	0	0	0	0	0	0	0
535	Oakton	0	0	0	0	0	9	38	17	43	0	0
505	Parkland	0	0	0	0	0	0	47	0	0	0	0
515	Prairie State	0	0	0	0	0	0	0	0	0	0	0
521	Rend Lake	0	0	0	0	0	0	0	0	0	0	0
537	Richland	0	0	0	0	0	0	0	0	0	0	0
511	Rock Valley	0	0	4	0	0	2	19	0	0	0	0
518	Sandburg	0	0	0	1	0	0	44	0	0	0	0
506	Sauk Valley	0	0	0	0	0	0	22	0	0	0	0
531	Shawnee	0	0	0	0	0	0	0	0	0	0	0
510	South Suburban	24	13	0	0	0	1	30	0	0	0	0
533	Southeastern	0	0	0	0	0	0	0	0	0	0	0
522	Southwestern*	0	0	0	0	0	0	66	13	0	0	0
534	Spoon River	0	0	0	0	0	0	0	0	0	0	0
504	Triton	0	0	11	0	0	0	113	0	2	0	0
516	Waubonsee	12	0	0	0	0	50	0	28	0	0	0
539	Wood	0	0	0	0	0	0	11	0	0	0	0
	TOTALS	246	31	15	1	2	599	1,295	58	156	30	5

*Formerly Belleville Area College

SOURCE OF DATA: Annual Enrollment & Completion Data (A1)

Illinois Community College Board
Table III-3
ANNUAL UNDUPLICATED ENROLLMENT BY ACADEMIC PROGRAM BY COLLEGE
FOR FISCAL YEAR 2003

Dist. No.	District/College	Travel Svcs Mktg 12 081105	Mktg/Distrib, Other 12 089999	Print Journalism 12 090401	Radio/TV, Gen 12 090701	Ed Media Tech 12 100101	Radio/TV Prod 12 100104	Voc Media Enrollees 12 109999	Funeral Services 12 120301	Cosmetology 12 120403	Massage 12 120405	Nail Technology 12 120410
503	Black Hawk	0	0	0	0	0	23	0	0	0	0	0
508	Chicago	(29)	(0)	(0)	(137)	(0)	(0)	(0)	(55)	(172)	(0)	(0)
	Daley	28	0	0	0	0	0	0	0	0	0	0
	Kennedy-King	0	0	0	137	0	0	0	0	0	0	0
	Malcolm X	0	0	0	0	0	0	0	55	0	0	0
	Olive-Harvey	0	0	0	0	0	0	0	0	0	0	0
	Truman	0	0	0	0	0	0	0	0	172	0	0
	Washington	1	0	0	0	0	0	0	0	0	0	0
	Wilbur Wright	0	0	0	0	0	0	0	0	0	0	0
507	Danville	0	10	0	0	0	0	0	0	72	0	0
502	DuPage	288	0	9	0	295	0	0	0	0	195	0
509	Elgin	60	2	0	0	0	0	0	0	0	0	0
512	Harper	0	0	93	0	0	0	0	0	0	0	0
540	Heartland	0	0	0	0	0	0	0	0	0	0	0
519	Highland	0	1	0	0	0	0	0	0	57	0	0
514	Illinois Central	15	92	0	0	0	0	0	0	0	0	0
529	Illinois Eastern	(0)	(0)	(0)	(0)	(0)	(27)	(0)	(0)	(45)	(0)	(0)
	Frontier	0	0	0	0	0	0	0	0	1	0	0
	Lincoln Trail	0	0	0	0	0	0	0	0	0	0	0
	Olney Central	0	0	0	0	0	0	0	0	44	0	0
	Wabash Valley	0	0	0	0	0	27	0	0	0	0	0
513	Illinois Valley	0	0	0	0	1	0	0	0	0	77	0
525	Joliet	0	0	0	0	0	0	0	0	0	0	0
520	Kankakee	0	3	0	0	0	0	0	0	1	0	0
501	Kaskaskia	0	0	0	0	0	0	0	0	109	12	10
523	Kishwaukee	0	3	0	0	0	0	0	0	0	78	0
532	Lake County	0	0	0	0	0	0	79	0	0	0	0
517	Lake Land	0	0	0	72	0	0	0	0	156	26	0
536	Lewis & Clark	0	0	0	45	0	0	0	0	0	0	0
526	Lincoln Land	0	0	0	0	0	0	0	0	0	0	0
530	Logan	1	0	0	0	0	0	0	0	106	0	0
528	McHenry	0	60	0	0	0	0	0	0	0	0	0
524	Moraine Valley	111	0	0	0	0	0	39	0	0	0	0
527	Morton	0	0	0	0	0	0	0	0	0	70	0
535	Oakton	0	0	0	0	0	0	0	0	0	0	0
505	Parkland	2	1	0	41	0	7	13	0	0	9	0
515	Prairie State	0	0	0	0	0	0	0	0	0	0	0
521	Rend Lake	0	4	0	0	0	0	0	0	0	34	0
537	Richland	0	2	0	0	0	0	0	0	0	0	0
511	Rock Valley	0	0	0	0	0	0	0	0	0	0	0
518	Sandburg	0	0	0	0	0	0	0	52	81	0	2
506	Sauk Valley	0	0	0	0	0	0	0	0	0	0	0
531	Shawnee	0	0	0	0	0	0	0	0	42	33	0
510	South Suburban	0	0	0	0	0	0	3	0	0	1	0
533	Southeastern	0	0	0	0	0	0	0	0	48	0	0
522	Southwestern*	0	6	0	0	0	0	0	0	12	167	0
534	Spoon River	0	0	0	0	0	0	0	0	0	0	0
504	Triton	0	15	0	0	0	0	0	0	0	0	0
516	Waubonsee	16	0	0	0	0	14	0	0	0	124	0
539	Wood	0	0	0	0	0	1	0	0	0	0	0
	TOTALS	522	199	102	295	296	72	134	107	901	826	12

*Formerly Belleville Area College

SOURCE OF DATA: Annual Enrollment & Completion Data (A1)

Illinois Community College Board
Table III-3
ANNUAL UNDUPLICATED ENROLLMENT BY ACADEMIC PROGRAM BY COLLEGE
FOR FISCAL YEAR 2003

Dist. No.	District/College	Baker/Pastry Chef 12 120501	Cul Arts/Chef Trng 12 120503	Restaurant Op Mngr 12 120504	Cook/Asst Training 12 120505	Teaching ESL 12 131401	Teacher Asst/Aide 12 131501	Architect Engng Tech 12 150101	Civil Technology 12 150201	Computer Tech 12 150301	Electronic Tech 12 150303	Telecom Elec Tech 12 150310
503	Black Hawk	0	6	0	0	0	0	0	12	0	0	0
508	Chicago	(50)	(145)	(2)	(0)	(0)	(157)	(0)	(0)	(0)	(0)	(0)
	Daley	0	0	0	0	0	0	0	0	0	0	0
	Kennedy-King	50	145	2	0	0	63	0	0	0	0	0
	Malcolm X	0	0	0	0	0	38	0	0	0	0	0
	Olive-Harvey	0	0	0	0	0	0	0	0	0	0	0
	Truman	0	0	0	0	0	0	0	0	0	0	0
	Washington	0	0	0	0	0	15	0	0	0	0	0
	Wilbur Wright	0	0	0	0	0	41	0	0	0	0	0
507	Danville	0	0	0	0	0	23	0	0	0	0	0
502	DuPage	26	208	109	0	0	0	0	0	0	150	0
509	Elgin	13	295	15	0	0	11	0	0	0	81	0
512	Harper	7	50	117	0	0	0	0	0	0	132	0
540	Heartland	0	0	0	0	0	0	0	0	0	36	0
519	Highland	0	0	0	0	0	0	0	0	0	0	0
514	Illinois Central	0	87	0	0	0	0	0	0	0	128	0
529	Illinois Eastern	(0)	(89)	(0)	(0)	(0)	(37)	(0)	(0)	(0)	(16)	(99)
	Frontier	0	0	0	0	0	22	0	0	0	1	0
	Lincoln Trail	0	89	0	0	0	9	0	0	0	0	98
	Olney Central	0	0	0	0	0	4	0	0	0	1	1
	Wabash Valley	0	0	0	0	0	2	0	0	0	14	0
513	Illinois Valley	0	11	0	0	0	0	0	0	0	34	0
525	Joliet	0	251	52	0	0	101	0	0	0	107	0
520	Kankakee	0	0	0	0	0	28	19	0	0	46	0
501	Kaskaskia	0	25	0	0	0	30	0	0	0	56	0
523	Kishwaukee	0	0	0	0	0	0	0	0	0	28	0
532	Lake County	0	26	117	0	2	17	0	15	0	140	0
517	Lake Land	0	63	0	0	0	26	0	163	37	57	59
536	Lewis & Clark	0	0	8	0	0	55	0	0	0	0	0
526	Lincoln Land	0	0	5	0	0	39	0	0	0	50	0
530	Logan	0	0	0	0	0	7	0	0	0	162	0
528	McHenry	0	0	0	0	0	0	0	0	0	84	0
524	Moraine Valley	5	0	133	0	0	196	0	0	50	31	0
527	Morton	0	0	0	0	0	0	0	0	0	0	0
535	Oakton	0	0	25	0	0	0	0	0	0	97	0
505	Parkland	0	0	57	0	37	0	0	0	0	10	3
515	Prairie State	0	0	0	0	0	13	0	0	0	9	0
521	Rend Lake	0	105	0	0	0	0	0	0	169	19	0
537	Richland	0	0	39	38	0	0	0	0	0	0	0
511	Rock Valley	0	0	0	0	0	1	0	0	0	120	0
518	Sandburg	0	0	0	0	0	0	14	0	0	107	0
506	Sauk Valley	0	0	0	0	0	0	0	0	0	36	0
531	Shawnee	0	25	0	0	0	7	0	0	0	11	0
510	South Suburban	0	0	0	0	0	62	0	0	0	85	0
533	Southeastern	0	48	0	0	0	0	0	0	0	0	0
522	Southwestern*	0	14	92	0	0	0	0	0	0	90	0
534	Spoon River	0	0	0	0	0	0	0	0	0	29	0
504	Triton	0	139	28	0	0	6	0	0	0	69	0
516	Waubonsee	0	0	0	0	0	0	0	0	0	62	2
539	Wood	0	4	20	0	0	0	0	0	0	5	0
	TOTALS	101	1,591	819	38	39	816	33	190	256	2,087	163

*Formerly Belleville Area College

SOURCE OF DATA: Annual Enrollment & Completion Data (A1)

Illinois Community College Board
Table III-3
ANNUAL UNDUPLICATED ENROLLMENT BY ACADEMIC PROGRAM BY COLLEGE
FOR FISCAL YEAR 2003

Dist. No.	District/College	Elec Eng Tech, Other 12 150399	Biomed Equip Tech 12 150401	Comp Srvc Tech 12 150402	Electromech Tech 12 150403	Instr Tech 12 150404	Robotics Tech 12 150405	Fluid Power Tech 12 150410	Automtd Manuf Tech 12 150411	Water/Wastewtr Tech 12 150506	Envir/Pollution Tech 12 150507	Industrial Tech 12 150603
503	Black Hawk	0	0	0	52	1	31	0	3	0	3	44
508	Chicago	(0)	(0)	(22)	(0)	(0)	(0)	(0)	(0)	(0)	(16)	(0)
	Daley	0	0	0	0	0	0	0	0	0	0	0
	Kennedy-King	0	0	0	0	0	0	0	0	0	0	0
	Malcolm X	0	0	0	0	0	0	0	0	0	0	0
	Olive-Harvey	0	0	22	0	0	0	0	0	0	0	0
	Truman	0	0	0	0	0	0	0	0	0	0	0
	Washington	0	0	0	0	0	0	0	0	0	0	0
	Wilbur Wright	0	0	0	0	0	0	0	0	0	16	0
507	Danville	0	0	0	0	0	0	0	0	0	0	19
502	DuPage	0	0	0	0	0	20	0	24	0	0	119
509	Elgin	0	0	0	0	0	0	0	51	0	0	0
512	Harper	0	0	3	5	0	0	0	11	0	0	1
540	Heartland	9	0	0	0	0	0	0	2	0	0	0
519	Highland	0	0	0	0	0	0	0	0	0	0	74
514	Illinois Central	0	0	0	0	0	66	0	0	10	0	85
529	Illinois Eastern	(0)	(0)	(0)	(0)	(0)	(0)	(0)	(0)	(0)	(0)	(22)
	Frontier	0	0	0	0	0	0	0	0	0	0	0
	Lincoln Trail	0	0	0	0	0	0	0	0	0	0	0
	Olney Central	0	0	0	0	0	0	0	0	0	0	0
	Wabash Valley	0	0	0	0	0	0	0	0	0	0	22
513	Illinois Valley	0	0	0	0	0	0	0	9	0	0	0
525	Joliet	0	0	0	0	0	0	0	0	5	0	83
520	Kankakee	0	0	0	0	0	0	0	0	0	0	1
501	Kaskaskia	0	0	0	0	1	0	0	0	0	0	0
523	Kishwaukee	0	0	0	0	0	0	0	14	0	0	0
532	Lake County	0	0	0	2	0	0	0	27	6	0	0
517	Lake Land	0	0	0	49	0	0	0	24	6	0	0
536	Lewis & Clark	0	0	0	0	0	0	0	0	0	0	17
526	Lincoln Land	0	0	0	0	0	0	0	0	0	0	0
530	Logan	0	0	0	0	0	0	0	19	0	0	0
528	McHenry	0	0	0	0	0	0	0	0	0	0	0
524	Moraine Valley	0	0	0	0	57	0	0	8	0	0	0
527	Morton	0	0	0	0	0	0	0	0	0	0	0
535	Oakton	0	0	11	0	0	0	0	90	0	0	0
505	Parkland	0	0	52	0	0	0	0	0	0	0	47
515	Prairie State	0	0	0	0	0	0	0	0	0	0	51
521	Rend Lake	0	0	0	0	0	0	0	0	0	0	11
537	Richland	0	10	0	0	0	0	0	10	0	0	8
511	Rock Valley	0	0	0	0	0	0	3	0	0	0	82
518	Sandburg	0	0	0	0	0	0	0	0	0	0	12
506	Sauk Valley	0	0	0	0	0	0	0	0	0	0	6
531	Shawnee	0	0	0	0	0	0	0	0	0	0	0
510	South Suburban	0	24	0	0	0	0	0	6	0	0	0
533	Southeastern	0	0	0	0	0	0	0	0	0	0	0
522	Southwestern*	0	0	0	0	0	0	0	0	0	0	44
534	Spoon River	0	0	0	0	0	0	0	0	0	0	0
504	Triton	0	0	71	0	0	1	0	34	0	0	0
516	Waubonsee	0	0	1	0	0	8	0	6	0	0	0
539	Wood	0	0	0	0	0	0	0	0	0	0	0
	TOTALS	9	34	160	108	59	126	3	338	27	19	726

*Formerly Belleville Area College

SOURCE OF DATA: Annual Enrollment & Completion Data (A1)

Illinois Community College Board
Table III-3
ANNUAL UNDUPLICATED ENROLLMENT BY ACADEMIC PROGRAM BY COLLEGE
FOR FISCAL YEAR 2003

Dist. No.	District/College	Plastic Technology 12 150607	Metallurgy Tech 12 150611	Occ Safety/Hlth Tech 12 150701	Quality Control Tech 12 150702	Mech Design Tech 12 150805	Comp-Aided Design 12 150810	Coal Mining Tech 12 150901	Constr/Building Tech 12 151001	Surveying 12 151102	Eng Tech Enrollees 12 159999	Child Care Developmt 12 200202
503	Black Hawk	0	0	0	0	0	9	0	0	0	0	154
508	Chicago	(0)	(0)	(0)	(0)	(0)	(15)	(0)	(0)	(0)	(37)	(1,562)
	Daley	0	0	0	0	0	2	0	0	0	2	238
	Kennedy-King	0	0	0	0	0	0	0	0	0	4	297
	Malcolm X	0	0	0	0	0	0	0	0	0	8	226
	Olive-Harvey	0	0	0	0	0	0	0	0	0	0	343
	Truman	0	0	0	0	0	0	0	0	0	13	151
	Washington	0	0	0	0	0	0	0	0	0	5	307
	Wilbur Wright	0	0	0	0	0	13	0	0	0	5	0
507	Danville	0	0	0	0	0	18	0	0	0	39	74
502	DuPage	5	0	2	0	0	54	0	0	0	83	441
509	Elgin	0	68	0	0	0	187	0	0	0	99	75
512	Harper	0	0	0	2	67	7	0	0	0	0	390
540	Heartland	0	0	0	0	0	24	0	0	0	0	70
519	Highland	0	0	0	0	0	1	0	0	0	0	79
514	Illinois Central	0	0	0	0	35	9	0	0	0	54	251
529	Illinois Eastern	(0)	(0)	(0)	(34)	(3)	(3)	(6)	(0)	(0)	(12,358)	(60)
	Frontier	0	0	0	22	0	0	0	0	0	19	1
	Lincoln Trail	0	0	0	1	3	3	0	0	0	22	5
	Olney Central	0	0	0	9	0	0	0	0	0	221	3
	Wabash Valley	0	0	0	2	0	0	6	0	0	12,096	51
513	Illinois Valley	1	0	0	0	0	57	0	0	0	13	80
525	Joliet	0	0	0	0	84	0	0	0	0	1,332	157
520	Kankakee	0	0	0	0	0	45	0	0	0	99	99
501	Kaskaskia	0	0	0	0	0	0	0	0	0	401	148
523	Kishwaukee	0	0	0	0	0	37	0	0	0	13	62
532	Lake County	0	0	0	1	43	117	0	71	0	222	313
517	Lake Land	0	0	0	0	0	47	0	0	0	0	131
536	Lewis & Clark	0	0	0	0	0	66	0	0	0	281	94
526	Lincoln Land	0	0	0	0	0	0	0	0	1	0	132
530	Logan	0	0	0	0	0	73	0	0	0	339	133
528	McHenry	32	0	0	0	12	26	0	0	0	22	165
524	Moraine Valley	0	0	0	48	143	96	0	0	0	840	287
527	Morton	0	0	0	0	0	65	0	0	0	614	89
535	Oakton	0	0	0	0	55	62	0	0	0	0	534
505	Parkland	0	0	0	0	0	17	0	0	10	105	127
515	Prairie State	0	0	0	0	5	11	0	0	0	0	132
521	Rend Lake	0	0	0	0	0	11	0	0	0	76	97
537	Richland	0	0	0	0	0	0	0	0	0	61	140
511	Rock Valley	0	0	3	39	0	119	0	0	0	0	149
518	Sandburg	0	0	0	0	25	12	0	0	0	0	97
506	Sauk Valley	0	0	0	4	23	14	0	0	0	0	46
531	Shawnee	0	0	0	0	0	0	0	0	0	0	100
510	South Suburban	0	0	0	0	0	56	0	0	0	14	282
533	Southeastern	0	0	0	0	0	0	0	0	0	0	100
522	Southwestern*	0	0	0	0	0	0	0	0	0	419	326
534	Spoon River	0	0	0	0	0	0	0	0	0	97	0
504	Triton	2	14	0	8	39	80	0	0	0	103	341
516	Waubonsee	0	0	0	9	0	35	0	0	2	203	169
539	Wood	0	0	0	0	0	25	0	0	0	1	98
	TOTALS	40	82	5	145	534	1,398	6	71	13	17,925	7,784

*Formerly Belleville Area College

SOURCE OF DATA: Annual Enrollment & Completion Data (A1)

Illinois Community College Board
Table III-3
ANNUAL UNDUPLICATED ENROLLMENT BY ACADEMIC PROGRAM BY COLLEGE
FOR FISCAL YEAR 2003

Dist. No.	District/College	Child Care Services Management 12 200203	Fash Design/Coord 12 200306	Food Prod Mgmt, Gen 12 200401	Dietetic Aide/Asst 12 200404	Furn/Eqpt Inst, Othr 12 200501	Elder Care Prov/Comp 12 200602	Custodial Services 12 200604	Inst Svcs Enrollees 12 209999	Legal Assisting 12 220103	Tech/Bus Writing 12 231101	Library Assisting 12 250301
503	Black Hawk	0	0	0	0	0	0	4	0	15	4	16
508	Chicago	(0)	(0)	(1,315)	(39)	(0)	(0)	(0)	(2)	(0)	(0)	(0)
	Daley	0	0	0	0	0	0	0	0	0	0	0
	Kennedy-King	0	0	28	0	0	0	0	0	0	0	0
	Malcolm X	0	0	0	39	0	0	0	0	0	0	0
	Olive-Harvey	0	0	0	0	0	0	0	0	0	0	0
	Truman	0	0	0	0	0	0	0	1	0	0	0
	Washington	0	0	1,287	0	0	0	0	0	0	0	0
	Wilbur Wright	0	0	0	0	0	0	0	1	0	0	0
507	Danville	0	0	0	0	0	0	0	0	0	0	0
502	DuPage	0	146	0	0	412	8	0	0	0	0	207
509	Elgin	0	0	0	0	0	0	0	20	232	0	0
512	Harper	0	147	0	73	303	0	0	0	351	0	0
540	Heartland	0	0	0	0	0	0	0	0	0	0	0
519	Highland	0	0	0	0	0	0	0	0	0	0	0
514	Illinois Central	0	0	0	3	28	0	7	9	173	0	33
529	Illinois Eastern	(0)	(0)	(0)	(0)	(0)	(0)	(54)	(30)	(0)	(0)	(0)
	Frontier	0	0	0	0	0	0	0	0	0	0	0
	Lincoln Trail	0	0	0	0	0	0	54	19	0	0	0
	Olney Central	0	0	0	0	0	0	0	0	0	0	0
	Wabash Valley	0	0	0	0	0	0	0	11	0	0	0
513	Illinois Valley	0	0	0	0	0	0	0	11	0	0	0
525	Joliet	0	0	0	0	113	0	0	1	0	0	2
520	Kankakee	0	0	0	0	0	0	0	0	49	0	0
501	Kaskaskia	0	0	0	0	0	0	48	0	0	0	0
523	Kishwaukee	0	0	0	0	0	0	0	0	0	0	0
532	Lake County	0	0	0	0	0	0	0	3	0	172	36
517	Lake Land	0	0	0	0	0	0	202	0	0	0	0
536	Lewis & Clark	0	0	0	0	0	7	0	43	0	0	1
526	Lincoln Land	0	0	0	6	0	0	0	0	0	0	0
530	Logan	0	0	0	0	0	0	0	0	0	0	0
528	McHenry	0	0	0	0	0	0	0	23	0	0	0
524	Moraine Valley	0	0	0	0	0	0	0	0	0	0	0
527	Morton	0	0	0	0	0	0	0	0	0	0	0
535	Oakton	0	0	0	0	0	0	0	0	0	0	0
505	Parkland	0	0	0	0	0	0	0	42	0	0	0
515	Prairie State	0	0	0	0	38	0	0	0	0	0	0
521	Rend Lake	0	0	0	0	0	0	52	41	0	0	0
537	Richland	0	0	0	0	0	0	49	0	0	0	0
511	Rock Valley	0	0	0	0	0	0	0	0	0	1	4
518	Sandburg	0	0	0	0	0	0	23	0	0	0	0
506	Sauk Valley	0	0	0	0	0	0	0	0	0	0	0
531	Shawnee	0	0	0	0	0	0	0	0	0	0	0
510	South Suburban	0	0	0	0	0	2	0	21	270	0	0
533	Southeastern	0	0	0	0	0	0	70	0	0	0	0
522	Southwestern*	0	0	117	0	0	0	0	613	303	0	0
534	Spoon River	0	0	0	0	0	0	0	0	0	0	0
504	Triton	0	0	0	0	57	0	0	113	0	0	0
516	Waubonsee	5	0	0	0	0	0	0	0	0	0	0
539	Wood	0	0	0	4	0	0	0	0	0	0	0
	TOTALS	5	293	1,432	125	951	17	509	972	1,393	177	299

*Formerly Belleville Area College

SOURCE OF DATA: Annual Enrollment & Completion Data (A1)

Illinois Community College Board
Table III-3
ANNUAL UNDUPLICATED ENROLLMENT BY ACADEMIC PROGRAM BY COLLEGE
FOR FISCAL YEAR 2003

Dist. No.	District/College	Library Enrollees 12 259999	Leisure Facility Mgmt 12 310301	Hlth/Phys Ed/Fitness 12 310501	Job-Seeking/Changing Skills 12 320105	Biological Technology 12 410101	Nuclear Power Tech 12 410205	Chem Technology 12 410301	Sci Tech Enrollees 12 419999	Corrections 12 430102	Law Enf/Police Sci 12 430107
503	Black Hawk	0	0	0	0	0	0	0	0	0	87
508	Chicago	(0)	(0)	(0)	(159)	(17)	(0)	(0)	(0)	(6)	(1,264)
	Daley	0	0	0	0	0	0	0	0	0	349
	Kennedy-King	0	0	0	0	0	0	0	0	0	0
	Malcolm X	0	0	0	0	0	0	0	0	0	0
	Olive-Harvey	0	0	0	0	0	0	0	0	0	1
	Truman	0	0	0	0	17	0	0	0	0	44
	Washington	0	0	0	159	0	0	0	0	6	765
	Wilbur Wright	0	0	0	0	0	0	0	0	0	105
507	Danville	0	0	0	0	0	0	0	0	0	103
502	DuPage	0	5	0	0	0	0	0	0	0	296
509	Elgin	0	15	0	0	0	0	0	0	0	49
512	Harper	0	0	0	0	0	0	0	0	0	575
540	Heartland	0	0	0	0	0	0	0	0	18	0
519	Highland	0	0	0	0	0	0	0	0	0	0
514	Illinois Central	4	0	0	0	0	0	0	0	0	271
529	Illinois Eastern	(0)	(0)	(0)	(0)	(0)	(0)	(0)	(0)	(0)	(83)
	Frontier	0	0	0	0	0	0	0	0	0	1
	Lincoln Trail	0	0	0	0	0	0	0	0	0	7
	Olney Central	0	0	0	0	0	0	0	0	0	62
	Wabash Valley	0	0	0	0	0	0	0	0	0	13
513	Illinois Valley	0	0	0	0	0	0	0	42	0	89
525	Joliet	0	0	0	0	0	6	0	0	150	103
520	Kankakee	0	0	0	0	0	0	0	0	0	103
501	Kaskaskia	0	0	0	0	0	0	0	0	0	142
523	Kishwaukee	0	0	0	0	0	0	0	0	5	100
532	Lake County	7	0	0	0	0	0	25	5	0	274
517	Lake Land	0	0	0	0	0	0	0	0	0	2
536	Lewis & Clark	0	0	0	0	0	0	0	0	0	117
526	Lincoln Land	0	0	0	0	0	0	0	0	0	346
530	Logan	0	0	0	0	0	0	0	0	0	282
528	McHenry	0	0	67	0	0	0	0	0	0	89
524	Moraine Valley	0	27	0	0	0	0	0	0	0	713
527	Morton	0	0	0	0	0	0	0	0	0	207
535	Oakton	0	0	0	0	0	0	0	0	0	259
505	Parkland	0	0	0	0	0	0	0	0	0	166
515	Prairie State	0	41	0	0	0	0	0	0	0	89
521	Rend Lake	0	0	0	0	0	0	0	0	1	76
537	Richland	0	0	0	0	0	0	0	0	0	61
511	Rock Valley	0	2	0	0	0	0	0	0	0	154
518	Sandburg	0	0	0	0	0	0	0	0	0	95
506	Sauk Valley	0	0	0	0	0	0	0	0	18	44
531	Shawnee	0	0	0	0	0	0	0	0	0	56
510	South Suburban	0	55	0	0	0	0	0	0	0	238
533	Southeastern	0	0	0	0	0	0	0	0	12	64
522	Southwestern*	0	0	0	0	0	0	15	0	0	580
534	Spoon River	0	0	0	0	0	0	0	0	0	9
504	Triton	0	44	0	0	0	0	0	0	8	557
516	Waubonsee	0	0	0	0	0	0	0	0	0	157
539	Wood	0	0	0	0	0	0	0	0	0	10
	TOTALS	11	189	67	159	17	6	40	47	218	7,910

*Formerly Belleville Area College

SOURCE OF DATA: Annual Enrollment & Completion Data (A1)

Illinois Community College Board
Table III-3
ANNUAL UNDUPLICATED ENROLLMENT BY ACADEMIC PROGRAM BY COLLEGE
FOR FISCAL YEAR 2003

Dist. No.	District/College	Security Svcs (Priv) 12.430109	Crim Just/Corr, Othr 12.430199	Fire Protection Safety Tech 12.430201	Fire Services Admin 12.430202	Firefighting 12.430203	Prot Svcs Enrollees 12.439999	Social Work/Svcs 12.440701	Pblic/Soc Svcs Enrollees 12.449999	Mason and Tilesetter 12.460101	Carpentry 12.460201	Electrician 12.460302
503	Black Hawk	1	0	0	34	0	0	0	0	0	0	0
508	Chicago	(3)	(0)	(200)	(0)	(0)	(0)	(95)	(0)	(0)	(55)	(0)
	Daley	2	0	0	0	0	0	0	0	0	0	0
	Kennedy-King	0	0	0	0	0	0	60	0	0	55	0
	Malcolm X	0	0	0	0	0	0	0	0	0	0	0
	Olive-Harvey	0	0	0	0	0	0	0	0	0	0	0
	Truman	0	0	0	0	0	0	0	0	0	0	0
	Washington	1	0	200	0	0	0	32	0	0	0	0
	Wilbur Wright	0	0	0	0	0	0	3	0	0	0	0
507	Danville	0	0	0	0	0	0	22	3	0	0	0
502	DuPage	0	0	255	3	54	0	209	0	0	0	0
509	Elgin	0	5	202	0	0	0	428	1	0	0	0
512	Harper	0	0	152	0	0	0	0	0	0	0	0
540	Heartland	0	0	0	0	0	0	0	0	0	0	80
519	Highland	0	0	0	0	0	0	0	0	0	0	0
514	Illinois Central	37	0	211	0	0	44	0	61	0	0	0
529	Illinois Eastern	(0)	(0)	(0)	(0)	(116)	(0)	(58)	(0)	(0)	(0)	(0)
	Frontier	0	0	0	0	114	0	6	0	0	0	0
	Lincoln Trail	0	0	0	0	1	0	6	0	0	0	0
	Olney Central	0	0	0	0	0	0	10	0	0	0	0
	Wabash Valley	0	0	0	0	1	0	36	0	0	0	0
513	Illinois Valley	0	0	0	0	0	1	0	130	0	0	417
525	Joliet	0	0	192	5	7	0	0	0	0	0	21
520	Kankakee	0	0	1	0	0	0	0	46	0	0	0
501	Kaskaskia	0	0	0	0	0	0	0	136	0	9	0
523	Kishwaukee	0	0	65	0	0	0	0	0	0	0	2
532	Lake County	0	0	93	0	1	104	31	972	0	0	31
517	Lake Land	0	0	0	0	0	0	136	0	0	0	0
536	Lewis & Clark	0	0	88	0	0	0	0	137	0	0	29
526	Lincoln Land	108	0	30	0	18	0	0	0	0	0	0
530	Logan	0	0	0	0	0	0	0	369	0	92	0
528	McHenry	0	0	0	0	152	15	0	3	0	0	0
524	Moraine Valley	17	0	124	12	40	0	0	2,340	0	0	0
527	Morton	0	0	0	0	0	0	0	0	0	0	0
535	Oakton	0	0	120	0	0	0	103	0	0	0	0
505	Parkland	0	0	54	0	0	10	86	16	0	0	0
515	Prairie State	0	0	34	0	0	0	0	0	0	0	213
521	Rend Lake	0	0	0	2	1	22	0	9	0	0	0
537	Richland	0	0	66	0	0	0	0	11	0	0	101
511	Rock Valley	0	0	2	72	0	0	167	0	0	2	79
518	Sandburg	0	0	0	0	0	0	19	0	0	10	0
506	Sauk Valley	0	0	0	0	0	0	39	0	0	0	0
531	Shawnee	11	0	17	0	0	0	38	0	0	0	0
510	South Suburban	0	0	37	0	0	737	189	9	0	0	0
533	Southeastern	0	0	0	0	14	0	0	0	0	17	0
522	Southwestern*	3	0	145	0	218	0	75	4	49	235	120
534	Spoon River	0	0	0	0	0	0	0	0	0	0	0
504	Triton	1	0	125	0	0	42	0	0	0	0	28
516	Waubensee	3	0	73	3	18	0	56	10	0	0	116
539	Wood	0	0	51	0	1	0	0	2	0	0	40
	TOTALS	184	5	2,337	131	640	975	1,751	4,259	49	420	1,277

*Formerly Belleville Area College

SOURCE OF DATA: Annual Enrollment & Completion Data (A1)

Illinois Community College Board
Table III-3
ANNUAL UNDUPLICATED ENROLLMENT BY ACADEMIC PROGRAM BY COLLEGE
FOR FISCAL YEAR 2003

Dist. No.	District/College	Bldg/Property Maint 12.460401	Constr/Cement Mason 12.460402	Constr Inspection 12.460403	Painter & Wallcoverer 12.460408	Plumber & Pipefitter 12.460501	Construction Trades 12.461000	Const Trades Enrollees 12.469999	Elec Equip Rpr. Gen 12.470101	Comm Elec 12.470103	Comp Elec Maint/Rpr 12.470104	Industrial Electronics 12.470105
503	Black Hawk	0	0	0	0	0	11	0	0	0	0	0
508	Chicago	(1)	(0)	(0)	(0)	(0)	(0)	(0)	(39)	(0)	(22)	(2)
	Daley	1	0	0	0	0	0	0	0	0	22	2
	Kennedy-King	0	0	0	0	0	0	0	39	0	0	0
	Malcolm X	0	0	0	0	0	0	0	0	0	0	0
	Olive-Harvey	0	0	0	0	0	0	0	0	0	0	0
	Truman	0	0	0	0	0	0	0	0	0	0	0
	Washington	0	0	0	0	0	0	0	0	0	0	0
	Wilbur Wright	0	0	0	0	0	0	0	0	0	0	0
507	Danville	0	0	0	0	0	0	0	0	0	0	55
502	DuPage	49	0	0	0	0	0	0	0	19	349	87
509	Elgin	0	0	0	0	0	0	0	0	0	9	0
512	Harper	0	0	36	0	0	0	0	21	0	0	0
540	Heartland	0	0	0	0	0	0	0	0	0	0	0
519	Highland	0	0	0	0	0	0	0	0	0	24	0
514	Illinois Central	0	0	0	0	0	122	0	0	7	17	7
529	Illinois Eastern	(0)	(0)	(0)	(0)	(0)	(0)	(0)	(0)	(0)	(56)	(0)
	Frontier	0	0	0	0	0	0	0	0	0	12	0
	Lincoln Trail	0	0	0	0	0	0	0	0	0	11	0
	Olney Central	0	0	0	0	0	0	0	0	0	28	0
	Wabash Valley	0	0	0	0	0	0	0	0	0	5	0
513	Illinois Valley	0	0	0	0	0	0	0	0	0	0	0
525	Joliet	0	0	0	0	0	73	0	0	0	0	198
520	Kankakee	0	0	0	0	0	0	0	0	0	0	51
501	Kaskaskia	0	0	0	0	0	9	0	0	0	0	0
523	Kishwaukee	18	0	0	0	0	0	0	0	0	0	0
532	Lake County	0	0	0	0	0	0	0	0	0	50	26
517	Lake Land	37	0	0	0	0	196	0	0	5	0	0
536	Lewis & Clark	0	0	0	0	0	0	0	0	0	11	0
526	Lincoln Land	16	0	0	0	0	14	0	0	0	0	28
530	Logan	0	0	0	0	0	0	0	0	0	50	0
528	McHenry	0	0	0	0	0	0	0	0	0	0	0
524	Moraine Valley	0	0	0	0	0	0	0	0	0	0	0
527	Morton	0	0	0	0	0	0	0	0	0	15	0
535	Oakton	20	0	0	0	0	55	0	0	0	0	0
505	Parkland	19	0	0	0	0	110	15	0	0	0	23
515	Prairie State	0	0	0	0	0	0	0	0	0	6	0
521	Rend Lake	0	0	0	0	0	102	1	0	0	0	0
537	Richland	0	0	0	0	0	0	0	0	0	0	91
511	Rock Valley	0	0	0	0	0	58	0	0	0	121	0
518	Sandburg	0	0	0	0	0	0	0	0	0	0	0
506	Sauk Valley	8	0	0	0	0	0	0	0	4	0	58
531	Shawnee	0	0	0	0	0	0	0	0	0	0	2
510	South Suburban	0	0	22	0	0	98	18	0	0	0	0
533	Southeastern	0	0	0	0	0	86	0	0	0	60	0
522	Southwestern*	1	41	0	72	86	179	0	0	16	17	41
534	Spoon River	0	0	0	0	0	0	0	0	0	1	0
504	Triton	0	0	0	0	0	102	35	0	0	15	0
516	Waubonsee	0	0	0	0	0	0	0	0	0	6	0
539	Wood	0	0	0	0	0	0	0	0	0	0	2
	TOTALS	169	41	58	72	86	1,215	69	60	51	829	671

*Formerly Belleville Area College

SOURCE OF DATA: Annual Enrollment & Completion Data (A1)

Illinois Community College Board
Table III-3
ANNUAL UNDUPLICATED ENROLLMENT BY ACADEMIC PROGRAM BY COLLEGE
FOR FISCAL YEAR 2003

Dist. No.	District/College	Major Appl Repair 12.470106	Htg/AC/Refrig Mech 12.470201	Hvy Equip Maint/Rpr 12.470302	Ind Equip Maint/Rpr 12.470303	Ind Equip Maint/Repair 12.470399	Statary Enrgy Srvc Inst/Op 12.470501	Auto Body Repair 12.470603	Auto Mechanics 12.470604	Diesel/Truck Mech 12.470605	Small Engine Repair 12.470606	Aviation Maint Tech 12.470609
503	Black Hawk	0	0	0	0	0	0	0	37	2	0	0
508	Chicago	(12)	(91)	(0)	(179)	(0)	(0)	(3)	(207)	(0)	(0)	(0)
	Daley	0	0	0	141	0	0	0	0	0	0	0
	Kennedy-King	0	91	0	0	0	0	3	152	0	0	0
	Malcolm X	0	0	0	0	0	0	0	0	0	0	0
	Olive-Harvey	0	0	0	0	0	0	0	0	0	0	0
	Truman	12	0	0	0	0	0	0	55	0	0	0
	Washington	0	0	0	0	0	0	0	0	0	0	0
	Wilbur Wright	0	0	0	38	0	0	0	0	0	0	0
507	Danville	0	1	0	17	0	0	0	9	0	0	0
502	DuPage	0	277	0	0	0	0	0	296	0	0	18
509	Elgin	0	120	0	0	0	0	0	196	0	0	0
512	Harper	0	140	0	0	0	0	0	0	0	0	0
540	Heartland	0	0	0	13	0	0	0	0	0	0	0
519	Highland	0	0	0	0	0	0	38	34	0	0	0
514	Illinois Central	0	126	0	6	0	0	0	157	67	0	0
529	Illinois Eastern	(0)	(3)	(0)	(67)	(2)	(0)	(18)	(38)	(33)	(0)	(0)
	Frontier	0	0	0	3	0	0	0	1	0	0	0
	Lincoln Trail	0	3	0	0	0	0	0	1	0	0	0
	Olney Central	0	0	0	64	0	0	18	36	0	0	0
	Wabash Valley	0	0	0	0	2	0	0	0	33	0	0
513	Illinois Valley	0	0	0	18	0	0	0	76	2	3	0
525	Joliet	0	102	53	0	0	0	0	156	0	0	0
520	Kankakee	0	33	0	20	0	0	0	25	0	0	0
501	Kaskaskia	0	0	0	55	0	0	34	39	0	0	0
523	Kishwaukee	0	0	0	0	0	0	33	44	0	0	0
532	Lake County	0	173	0	60	0	0	49	201	0	0	0
517	Lake Land	0	43	0	0	0	0	104	210	0	43	0
536	Lewis & Clark	0	0	0	3	0	0	0	90	0	0	0
526	Lincoln Land	0	71	0	0	0	0	53	61	0	0	53
530	Logan	0	45	0	22	0	0	14	89	0	0	0
528	McHenry	0	0	0	0	0	0	0	114	0	0	0
524	Moraine Valley	0	144	0	27	0	0	0	131	0	0	0
527	Morton	0	48	0	0	0	0	0	82	0	0	0
535	Oakton	0	67	0	0	0	0	0	98	0	0	0
505	Parkland	0	0	0	0	0	0	47	112	42	0	0
515	Prairie State	0	71	0	20	0	0	31	108	0	0	0
521	Rend Lake	0	4	12	35	0	0	0	101	5	0	0
537	Richland	0	40	0	19	0	0	0	44	0	0	0
511	Rock Valley	0	0	0	0	0	0	0	96	0	0	89
518	Sandburg	0	0	0	0	0	0	30	42	36	0	0
506	Sauk Valley	0	86	0	0	0	0	0	0	0	0	0
531	Shawnee	0	0	0	0	0	0	0	38	0	0	0
510	South Suburban	0	0	0	0	0	0	0	0	21	0	0
533	Southeastern	0	35	0	9	0	0	34	79	142	0	0
522	Southwestern*	0	224	0	0	0	2	92	0	0	0	72
534	Spoon River	0	0	0	0	0	0	0	22	0	0	0
504	Triton	0	342	0	7	0	25	0	299	0	0	0
516	Waubonsee	0	104	0	22	0	0	51	89	0	0	0
539	Wood	0	0	0	2	0	0	0	0	0	0	0
	TOTALS	12	2,390	65	601	2	27	631	3,420	350	46	232

*Formerly Belleville Area College

SOURCE OF DATA: Annual Enrollment & Completion Data (A1)

Illinois Community College Board
 Table III-3
 ANNUAL UNDUPLICATED ENROLLMENT BY ACADEMIC PROGRAM BY COLLEGE
 FOR FISCAL YEAR 2003

Dist. No.	District/College	Mech/Repair Enrollees 12.479999	Architectl Drafting 12.480102	Elec Drafting 12.480104	Mechanical Drafting 12.480105	Grphic/Prntg Equip Op. Gen 12.480201	Typsig/Mk-up/Comp 12.480205	Lith/Photo/Platemkg 12.480206	Print Press Op 12.480208	Dsktp Pub Equip Op 12.480212	Machine Tech 12.480501	Machine Tool Op/Shop 12.480503
503	Black Hawk	0	0	0	0	0	0	0	0	0	0	15
508	Chicago	(0)	(57)	(0)	(36)	(0)	(0)	(57)	(0)	(0)	(0)	(113)
	Daley	0	6	0	0	0	0	0	0	0	0	113
	Kennedy-King	0	0	0	0	0	0	57	0	0	0	0
	Malcolm X	0	0	0	0	0	0	0	0	0	0	0
	Olive-Harvey	0	10	0	0	0	0	0	0	0	0	0
	Truman	0	0	0	11	0	0	0	0	0	0	0
	Washington	0	22	0	0	0	0	0	0	0	0	0
	Wilbur Wright	0	19	0	25	0	0	0	0	0	0	0
507	Danville	0	0	0	0	0	0	0	0	0	0	7
502	DuPage	0	299	0	0	0	6	90	25	260	0	0
509	Elgin	0	0	0	0	0	0	0	0	4	0	25
512	Harper	0	185	0	2	0	0	0	0	0	0	1
540	Heartland	0	0	0	0	0	0	0	0	0	1	0
519	Highland	0	0	0	0	0	0	0	0	5	0	0
514	Illinois Central	0	5	0	0	0	0	39	0	0	0	12
529	Illinois Eastern	(0)	(14)	(0)	(0)	(0)	(0)	(0)	(0)	(0)	(0)	(24)
	Frontier	0	0	0	0	0	0	0	0	0	0	0
	Lincoln Trail	0	14	0	0	0	0	0	0	0	0	0
	Olney Central	0	0	0	0	0	0	0	0	0	0	0
	Wabash Valley	0	0	0	0	0	0	0	0	0	0	24
513	Illinois Valley	3	0	0	25	0	0	0	0	13	0	11
525	Joliet	0	0	0	0	0	0	0	0	7	0	0
520	Kankakee	0	0	0	0	0	0	0	0	0	0	6
501	Kaskaskia	0	38	7	18	6	0	0	0	0	0	4
523	Kishwaukee	2	0	0	0	0	0	0	0	0	0	8
532	Lake County	100	70	0	11	0	0	0	0	2	0	28
517	Lake Land	0	37	0	0	3	0	0	0	45	0	0
536	Lewis & Clark	0	0	0	0	0	0	0	0	11	0	47
526	Lincoln Land	0	57	0	0	0	0	0	0	0	0	0
530	Logan	0	0	0	0	0	0	0	0	0	0	3
528	McHenry	11	0	0	0	0	0	0	0	0	0	21
524	Moraine Valley	0	0	0	16	0	0	0	0	6	0	29
527	Morton	0	0	0	2	0	0	0	0	0	0	0
535	Oakton	0	85	0	0	0	0	0	0	34	0	33
505	Parkland	88	0	0	12	0	0	0	0	21	0	0
515	Prairie State	0	0	0	40	0	0	0	0	1	0	49
521	Rend Lake	2	46	0	0	0	0	0	0	0	0	0
537	Richland	0	0	0	62	0	0	0	0	0	0	23
511	Rock Valley	0	0	0	0	27	0	0	0	0	8	0
518	Sandburg	0	0	0	0	0	0	0	0	32	0	10
506	Sauk Valley	0	0	0	2	0	0	0	0	0	0	19
531	Shawnee	0	1	0	0	0	0	0	0	0	0	0
510	South Suburban	1	16	0	5	0	0	30	0	4	0	20
533	Southeastern	0	0	0	0	0	0	1	0	0	0	1
522	Southwestern*	0	0	0	99	0	0	0	0	61	49	92
534	Spoon River	0	0	0	0	0	0	0	0	0	0	0
504	Triton	149	51	0	7	0	2	128	0	13	0	7
516	Waubonsee	0	9	0	0	0	0	0	0	0	0	17
539	Wood	0	0	0	0	0	0	0	0	0	0	0
	TOTALS	356	970	7	337	36	8	345	25	519	58	625

*Formerly Belleville Area College

SOURCE OF DATA: Annual Enrollment & Completion Data (A1)

Illinois Community College Board
Table III-3
ANNUAL UNDUPLICATED ENROLLMENT BY ACADEMIC PROGRAM BY COLLEGE
FOR FISCAL YEAR 2003

Dist. No.	District/College	Sheet Metal 12 480506	Tool & Die Making 12 480507	Weld/Brgz/Soldrg 12 480508	Numerical Control 12 480520	Prec Metal Wrkrs 12 480599	Prec Prod Trades, Ohrr 12 489999	Airplane Piloting 12 490102	Aviation Management 12 490104	Aircraft Pilot (Priv) 12 490107	Truck/Bus Driving 12 490205	Marine Sci/Officer 12 490309
503	Black Hawk	0	6	36	0	0	0	0	0	0	46	0
508	Chicago	(0)	(0)	(20)	(0)	(0)	(0)	(0)	(0)	(0)	(1,537)	(0)
	Daley	0	0	0	0	0	0	0	0	0	0	0
	Kennedy-King	0	0	20	0	0	0	0	0	0	0	0
	Malcolm X	0	0	0	0	0	0	0	0	0	0	0
	Olive-Harvey	0	0	0	0	0	0	0	0	0	136	0
	Truman	0	0	0	0	0	0	0	0	0	0	0
	Washington	0	0	0	0	0	0	0	0	0	1,401	0
	Wilbur Wright	0	0	0	0	0	0	0	0	0	0	0
507	Danville	0	0	34	0	0	0	0	0	0	0	0
502	DuPage	0	5	36	0	0	0	0	0	0	0	0
509	Elgin	1	4	37	0	0	0	0	0	0	144	0
512	Harper	0	0	0	0	0	0	0	0	0	0	0
540	Heartland	0	0	7	0	0	0	0	0	0	0	0
519	Highland	0	0	14	0	0	0	0	0	0	0	0
514	Illinois Central	0	0	71	0	0	112	0	0	0	211	0
529	Illinois Eastern	(0)	(0)	(14)	(0)	(0)	(0)	(0)	(0)	(0)	(0)	(0)
	Frontier	0	0	0	0	0	0	0	0	0	0	0
	Lincoln Trail	0	0	0	0	0	0	0	0	0	0	0
	Olney Central	0	0	14	0	0	0	0	0	0	0	0
	Wabash Valley	0	0	0	0	0	0	0	0	0	0	0
513	Illinois Valley	4	1	0	0	0	20	0	0	0	120	0
525	Joliet	0	0	64	0	0	0	0	0	0	0	0
520	Kankakee	0	6	27	0	0	0	0	0	0	0	0
501	Kaskaskia	0	0	30	0	0	0	0	0	0	90	0
523	Kishwaukee	0	6	24	0	0	31	0	0	0	0	0
532	Lake County	0	0	50	0	0	40	0	0	0	0	0
517	Lake Land	0	0	65	0	0	0	0	0	0	136	0
536	Lewis & Clark	0	0	0	0	0	0	0	0	0	0	0
526	Lincoln Land	0	0	40	0	0	0	0	14	0	168	0
530	Logan	0	8	2	0	0	0	0	0	0	0	0
528	McHenry	0	0	0	0	0	1	0	0	0	0	0
524	Moraine Valley	0	0	107	0	0	0	0	0	0	0	0
527	Morton	0	0	0	0	0	0	0	0	0	0	0
535	Oakton	0	0	0	0	0	0	0	0	0	0	0
505	Parkland	0	0	0	0	0	70	0	0	0	0	0
515	Prairie State	0	11	84	0	0	0	0	0	0	0	0
521	Rend Lake	0	0	51	0	0	0	0	0	0	0	0
537	Richland	0	0	48	0	0	0	0	0	0	16	0
511	Rock Valley	36	40	34	4	0	0	0	0	0	1	0
518	Sandburg	0	0	60	0	0	0	0	0	0	0	0
506	Sauk Valley	0	0	0	0	0	0	0	0	0	17	0
531	Shawnee	0	0	11	0	0	0	0	0	0	82	0
510	South Suburban	0	0	0	0	0	6	9	0	0	0	0
533	Southeastern	0	0	137	0	0	0	0	0	0	21	0
522	Southwestern*	57	0	388	0	0	0	59	0	9	1	3
534	Spoon River	0	0	3	0	0	0	0	0	0	29	0
504	Triton	0	9	13	0	0	262	0	0	0	0	0
516	Waubensee	0	0	30	0	5	0	0	0	0	0	0
539	Wood	0	0	0	0	0	0	0	0	0	64	0
	TOTALS	98	96	1,537	4	5	542	68	14	9	2,683	3

*Formerly Belleville Area College

SOURCE OF DATA: Annual Enrollment & Completion Data (A1)

Illinois Community College Board
Table III-3
ANNUAL UNDUPLICATED ENROLLMENT BY ACADEMIC PROGRAM BY COLLEGE
FOR FISCAL YEAR 2003

Dist. No.	District/College	Transportation Enrollees 12.499999	Design/Visual Comm 12.500401	Graphic Dsgn/Comm Art/Illus 12.500402	Comm Photog 12.500406	Tech Theatre/Design/Signtfrt 12.500502	Speech/Lang Phlgy 12.510203	Sign Lang Interp 12.510205	Community Health Liason 12.510301	Dental Assistant 12.510601	Dental Hygenist 12.510602	Dental Lab Asst 12.510603
503	Black Hawk	0	1	0	0	0	0	0	0	18	0	0
508	Chicago	(0)	(31)	(38)	(0)	(6)	(0)	(0)	(0)	(6)	(76)	(0)
	Daley	0	2	38	0	0	0	0	0	0	0	0
	Kennedy-King	0	0	0	0	6	0	0	0	0	76	0
	Malcolm X	0	0	0	0	0	0	0	0	0	0	0
	Olive-Harvey	0	0	0	0	0	0	0	0	0	0	0
	Truman	0	0	0	0	0	0	0	0	0	0	0
	Washington	0	29	0	0	0	0	0	0	0	0	0
	Wilbur Wright	0	0	0	0	0	0	0	0	6	0	0
507	Danville	0	0	0	0	0	0	0	0	0	0	0
502	DuPage	0	708	0	390	0	43	0	0	0	91	0
509	Elgin	0	333	0	0	0	0	0	0	57	0	0
512	Harper	0	0	0	0	0	0	271	0	0	190	0
540	Heartland	0	0	0	0	0	0	0	0	0	0	0
519	Highland	0	30	0	0	0	0	0	0	0	0	0
514	Illinois Central	0	208	0	0	0	0	53	0	1	38	0
529	Illinois Eastern	(0)	(0)	(0)	(0)	(0)	(0)	(0)	(0)	(0)	(0)	(0)
	Frontier	0	0	0	0	0	0	0	0	0	0	0
	Lincoln Trail	0	0	0	0	0	0	0	0	0	0	0
	Olney Central	0	0	0	0	0	0	0	0	0	0	0
	Wabash Valley	0	0	0	0	0	0	0	0	0	0	0
513	Illinois Valley	0	38	0	0	0	0	0	0	20	0	0
525	Joliet	0	0	0	0	0	0	0	0	0	0	0
520	Kankakee	0	0	0	0	0	0	0	0	0	0	0
501	Kaskaskia	0	0	0	0	0	0	0	0	21	0	0
523	Kishwaukee	0	0	0	0	0	0	0	0	0	0	0
532	Lake County	0	0	0	0	0	0	0	0	0	71	0
517	Lake Land	0	19	0	0	0	4	0	0	0	124	0
536	Lewis & Clark	0	56	0	0	0	0	0	0	22	41	0
526	Lincoln Land	0	0	0	0	0	0	0	0	0	0	0
530	Logan	0	0	0	0	0	0	55	0	32	37	0
528	McHenry	0	0	0	0	0	0	0	0	0	0	0
524	Moraine Valley	1	170	0	0	0	0	0	0	0	0	0
527	Morton	0	0	0	0	0	0	0	0	0	0	0
535	Oakton	0	214	0	5	0	0	0	0	0	0	0
505	Parkland	0	1	74	0	0	2	0	0	0	68	0
515	Prairie State	0	58	0	61	0	0	0	0	0	139	0
521	Rend Lake	0	0	46	0	0	0	0	0	0	0	0
537	Richland	0	66	0	0	0	0	0	0	0	0	0
511	Rock Valley	0	0	0	0	0	0	0	0	0	52	0
518	Sandburg	0	0	0	0	0	0	0	0	0	88	0
506	Sauk Valley	0	0	0	0	0	0	0	0	0	0	0
531	Shawnee	0	0	0	0	0	0	0	0	0	0	0
510	South Suburban	1	11	0	0	0	0	0	0	0	0	0
533	Southeastern	0	0	0	0	0	0	0	0	0	0	0
522	Southwestern*	0	14	0	0	0	0	53	0	0	0	0
534	Spoon River	0	1	1	0	0	0	0	0	0	0	0
504	Triton	0	136	0	0	0	0	0	0	0	0	43
516	Waubonsee	0	108	0	0	0	0	87	9	0	0	0
539	Wood	0	0	0	0	0	0	0	0	0	0	0
	TOTALS	2	2,203	159	456	6	49	519	9	177	1,015	43

*Formerly Belleville Area College

SOURCE OF DATA: Annual Enrollment & Completion Data (A1)

Illinois Community College Board
Table III-3
ANNUAL UNDUPLICATED ENROLLMENT BY ACADEMIC PROGRAM BY COLLEGE
FOR FISCAL YEAR 2003

Dist. No.	District/College	Hlth Facility Admin 12.510702	Hlth Unit Coord/Ward Clerk 12.510703	Med Ofc Mgmt 12.510705	Med Records Tech 12.510707	Med Transcription 12.510708	Medical Assistant 12.510801	Medical Lab Assistant 12.510802	Occ Therapy Asst 12.510803	Pharmacy Tech/Asst 12.510805	Phys Therapy Asst 12.510806	Physician Assistant 12.510807
503	Black Hawk	0	0	0	38	67	0	0	3	2	90	0
508	Chicago	(0)	(0)	(0)	(17)	(42)	(50)	(0)	(30)	(86)	(0)	(78)
	Daley	0	0	0	14	0	0	0	0	45	0	0
	Kennedy-King	0	0	0	2	42	0	0	0	3	0	0
	Malcolm X	0	0	0	0	0	50	0	0	37	0	78
	Olive-Harvey	0	0	0	1	0	0	0	0	0	0	0
	Truman	0	0	0	0	0	0	0	0	1	0	0
	Washington	0	0	0	0	0	0	0	0	0	0	0
	Wilbur Wright	0	0	0	0	0	0	0	30	0	0	0
507	Danville	0	0	0	6	0	0	0	0	0	0	0
502	DuPage	45	0	0	141	268	1	54	64	0	109	0
509	Elgin	0	0	0	0	6	0	0	0	0	9	0
512	Harper	0	0	0	0	17	397	0	0	46	0	0
540	Heartland	0	0	0	0	0	0	0	0	0	0	0
519	Highland	0	0	0	0	42	0	0	0	0	0	0
514	Illinois Central	0	0	0	0	10	0	0	15	3	16	0
529	Illinois Eastern	(0)	(0)	(0)	(0)	(11)	(0)	(0)	(0)	(0)	(0)	(0)
	Frontier	0	0	0	0	3	0	0	0	0	0	0
	Lincoln Trail	0	0	0	0	1	0	0	0	0	0	0
	Olney Central	0	0	0	0	6	0	0	0	0	0	0
	Wabash Valley	0	0	0	0	1	0	0	0	0	0	0
513	Illinois Valley	0	0	0	0	0	0	0	0	0	0	0
525	Joliet	0	0	0	20	52	37	0	0	0	0	0
520	Kankakee	0	0	0	0	0	0	36	0	0	2	0
501	Kaskaskia	0	0	0	0	0	0	0	0	0	22	0
523	Kishwaukee	0	0	0	0	30	0	0	0	0	0	0
532	Lake County	0	0	137	1	33	0	0	0	0	0	0
517	Lake Land	0	0	0	0	0	0	0	0	0	70	0
536	Lewis & Clark	0	0	0	0	0	0	0	27	0	0	0
526	Lincoln Land	0	0	0	0	15	0	0	27	0	31	0
530	Logan	0	0	0	11	34	0	0	15	0	0	0
528	McHenry	0	0	0	0	28	0	0	0	0	0	0
524	Moraine Valley	0	0	0	280	0	14	0	0	0	0	0
527	Morton	0	0	0	0	0	0	0	0	0	20	0
535	Oakton	0	0	0	154	20	0	0	0	0	44	0
505	Parkland	0	0	0	0	19	2	0	31	0	0	0
515	Prairie State	0	0	0	0	0	0	0	0	0	0	0
521	Rend Lake	0	0	0	15	18	0	0	11	0	0	0
537	Richland	0	0	0	0	0	0	0	0	26	0	0
511	Rock Valley	0	0	0	0	16	0	0	0	8	0	0
518	Sandburg	0	0	0	0	0	0	0	0	0	2	0
506	Sauk Valley	0	0	0	0	0	0	0	0	0	0	0
531	Shawnee	0	0	0	10	31	0	0	13	0	0	0
510	South Suburban	0	0	0	0	49	28	0	24	80	0	0
533	Southeastern	0	0	0	11	0	0	0	11	0	0	0
522	Southwestern*	0	76	0	64	8	261	0	0	0	100	0
534	Spoon River	0	0	0	0	0	0	0	0	0	0	0
504	Triton	0	0	0	0	0	1	0	0	0	1	0
516	Waubensee	0	0	0	0	33	87	0	0	0	0	0
539	Wood	0	0	0	0	0	0	0	0	0	0	0
	TOTALS	45	76	137	768	851	878	90	271	251	516	78

*Formerly Belleville Area College

SOURCE OF DATA: Annual Enrollment & Completion Data (A1)

Illinois Community College Board
Table III-3
ANNUAL UNDUPLICATED ENROLLMENT BY ACADEMIC PROGRAM BY COLLEGE
FOR FISCAL YEAR 2003

Dist. No.	District/College	Vet Asst/Animal Hlth Tech 12.510808	Cardiovascular Tech 12.510901	EEG Tech 12.510903	Emerg Med Tech 12.510904	Nuclear Med Tech 12.510905	Med Radiologic Tech 12.510907	Resp Therapy Tech 12.510908	Surge/Op Room Tech 12.510909	Diag Med Sonography 12.510910	Renal Dialysis Tech 12.510911	Comp Tomography 12.510913
503	Black Hawk	0	0	7	1	0	27	0	0	0	0	0
508	Chicago	(0)	(0)	(0)	(151)	(0)	(221)	(133)	(42)	(0)	(48)	(0)
	Daley	0	0	0	0	0	0	0	0	0	0	0
	Kennedy-King	0	0	0	0	0	0	0	0	0	0	0
	Malcolm X	0	0	0	133	0	107	99	42	0	48	0
	Olive-Harvey	0	0	0	0	0	0	34	0	0	0	0
	Truman	0	0	0	0	0	0	0	0	0	0	0
	Washington	0	0	0	0	0	0	0	0	0	0	0
	Wilbur Wright	0	0	0	18	0	114	0	0	0	0	0
507	Danville	0	0	0	0	0	44	0	0	0	0	0
502	DuPage	0	0	0	122	67	381	113	68	31	0	0
509	Elgin	0	0	0	50	0	0	0	60	0	0	0
512	Harper	0	112	0	2	0	0	0	1	0	0	0
540	Heartland	0	0	0	14	0	0	0	0	0	0	0
519	Highland	0	0	0	0	0	0	0	0	0	0	0
514	Illinois Central	0	0	0	2	0	32	14	26	0	0	0
529	Illinois Eastern	(0)	(0)	(0)	(126)	(0)	(33)	(0)	(0)	(0)	(0)	(0)
	Frontier	0	0	0	119	0	0	0	0	0	0	0
	Lincoln Trail	0	0	0	0	0	2	0	0	0	0	0
	Olney Central	0	0	0	2	0	31	0	0	0	0	0
	Wabash Valley	0	0	0	5	0	0	0	0	0	0	0
513	Illinois Valley	0	0	0	0	0	0	0	0	0	0	0
525	Joliet	181	0	0	0	0	0	0	0	0	0	0
520	Kankakee	0	0	0	94	0	104	35	0	0	0	0
501	Kaskaskia	0	0	0	0	0	110	33	0	12	0	0
523	Kishwaukee	0	0	0	0	0	47	0	0	0	0	0
532	Lake County	0	0	0	153	0	90	0	19	0	0	0
517	Lake Land	0	0	0	52	0	0	0	0	0	0	0
536	Lewis & Clark	0	0	0	0	0	0	0	0	0	0	0
526	Lincoln Land	0	0	0	88	0	40	3	0	0	0	0
530	Logan	0	0	0	42	0	0	0	18	12	0	0
528	McHenry	0	0	0	120	0	0	0	0	0	0	0
524	Moraine Valley	0	0	0	307	0	79	84	0	0	0	0
527	Morton	0	0	0	0	0	0	0	0	0	0	0
535	Oakton	0	0	0	57	0	0	0	0	0	0	0
505	Parkland	72	0	0	30	0	34	35	32	0	0	0
515	Prairie State	0	0	0	80	0	0	0	88	0	0	0
521	Rend Lake	0	0	0	19	0	0	0	7	0	0	0
537	Richland	0	0	0	11	0	30	0	50	0	0	0
511	Rock Valley	0	0	0	0	0	0	67	31	0	0	0
518	Sandburg	0	0	0	59	0	184	12	0	24	0	0
506	Sauk Valley	0	0	0	31	0	163	0	0	0	0	0
531	Shawnee	0	0	0	0	0	0	0	26	0	0	0
510	South Suburban	0	0	0	278	0	56	0	0	4	0	0
533	Southeastern	0	0	0	107	0	0	0	7	0	0	0
522	Southwestern*	0	0	0	370	0	265	59	0	0	0	0
534	Spoon River	0	0	0	0	0	0	0	0	0	0	0
504	Triton	0	0	0	4	52	140	56	59	118	0	1
516	Waubonsee	0	0	0	27	0	0	5	6	0	0	0
539	Wood	0	0	0	7	0	49	0	20	0	0	0
	TOTALS	253	112	7	2,404	119	2,129	649	560	201	48	1

*Formerly Belleville Area College

SOURCE OF DATA: Annual Enrollment & Completion Data (A1)

Illinois Community College Board
Table III-3
ANNUAL UNDUPLICATED ENROLLMENT BY ACADEMIC PROGRAM BY COLLEGE
FOR FISCAL YEAR 2003

Dist. No.	District/College	MRI 12.510914	Med Lab Tech 12.511004	Alcohol/Drug Counseling 12.511501	Psych/Mntl Hlth Svcs Tech 12.511502	Dev Disab/ Rehabiltn Aide 12.511504	Nursing (RN) 12.511601	Nursing, Public Health 12.511611	Nursing Refresher 12.511612	Prac Nurse (LPN) 12.511613	Nurse Assistant/Aide 12.511614	Home Health Aide 12.511615
503	Black Hawk	0	0	0	0	0	669	0	0	167	65	0
508	Chicago	(0)	(63)	(254)	(76)	(1)	(954)	(0)	(0)	(511)	(539)	(0)
	Daley	0	23	0	0	0	191	0	0	0	88	0
	Kennedy-King	0	0	86	13	1	136	0	0	421	125	0
	Malcolm X	0	32	0	0	0	102	0	0	0	6	0
	Olive-Harvey	0	0	0	0	0	224	0	0	0	150	0
	Truman	0	0	0	0	0	301	0	0	0	23	0
	Washington	0	0	168	4	0	0	0	0	0	3	0
	Wilbur Wright	0	8	0	59	0	0	0	0	90	144	0
507	Danville	0	0	9	0	0	172	0	0	7	128	0
502	DuPage	0	0	233	1	0	1,269	0	0	4	240	0
509	Elgin	0	97	34	7	0	841	0	0	3	64	0
512	Harper	0	0	0	0	1	1,115	0	0	19	94	0
540	Heartland	0	0	0	0	0	83	0	0	7	24	0
519	Highland	0	0	0	0	0	236	0	0	178	61	0
514	Illinois Central	0	17	45	0	0	112	0	0	30	6	0
529	Illinois Eastern	(0)	(0)	(0)	(10)	(0)	(178)	(0)	(0)	(77)	(145)	(0)
	Frontier	0	0	0	10	0	2	0	0	26	53	0
	Lincoln Trail	0	0	0	0	0	50	0	0	0	33	0
	Olney Central	0	0	0	0	0	120	0	0	3	36	0
	Wabash Valley	0	0	0	0	0	6	0	0	48	23	0
513	Illinois Valley	0	0	0	0	0	431	0	0	103	79	0
525	Joliet	0	0	0	0	0	282	0	0	93	213	0
520	Kankakee	0	36	0	0	0	357	0	0	199	30	0
501	Kaskaskia	0	0	0	0	0	222	0	0	83	84	0
523	Kishwaukee	0	0	0	0	0	130	0	0	0	112	0
532	Lake County	0	75	79	0	0	392	0	0	0	174	0
517	Lake Land	0	0	0	0	0	347	0	0	158	32	0
536	Lewis & Clark	0	4	0	0	0	180	0	0	1	121	0
526	Lincoln Land	0	0	0	0	0	169	0	0	61	335	0
530	Logan	0	12	0	0	0	88	0	0	111	85	0
528	McHenry	0	0	0	0	5	0	0	0	0	149	2
524	Moraine Valley	0	0	88	20	0	259	0	0	0	0	0
527	Morton	0	0	0	0	0	114	0	0	30	63	0
535	Oakton	0	12	93	0	0	154	18	18	1	45	0
505	Parkland	0	0	0	0	0	89	0	0	161	106	0
515	Prairie State	0	0	0	45	0	705	0	0	0	30	0
521	Rend Lake	0	8	0	0	0	86	0	0	124	44	0
537	Richland	0	0	0	0	0	97	0	0	24	16	0
511	Rock Valley	0	0	2	0	0	492	0	0	79	589	0
518	Sandburg	0	0	4	0	0	313	0	0	229	123	0
506	Sauk Valley	0	0	0	0	0	260	0	0	117	26	0
531	Shawnee	0	9	18	0	0	70	0	0	129	174	0
510	South Suburban	0	0	7	1	0	190	0	0	61	88	0
533	Southeastern	0	7	0	48	0	28	0	0	67	24	0
522	Southwestern*	0	38	0	0	0	815	0	0	0	168	0
534	Spoon River	0	0	0	0	0	72	0	0	5	124	0
504	Triton	10	0	95	0	0	184	0	0	57	302	0
516	Waubonsee	0	0	35	3	0	752	0	0	0	75	0
539	Wood	0	2	0	0	0	74	0	0	101	118	0
	TOTALS	10	387	996	211	7	12,981	18	18	2,997	4,895	2

*Formerly Belleville Area College

SOURCE OF DATA: Annual Enrollment & Completion Data (A1)

Illinois Community College Board
Table III-3
ANNUAL UNDUPLICATED ENROLLMENT BY ACADEMIC PROGRAM BY COLLEGE
FOR FISCAL YEAR 2003

Dist. No.	District/College	Nursing, Other 12.511699	Ophthalmic Med Tech 12.511803	Med Lab Aide/ Phleb 12.512602	Therap Rec Assig 12.512604	Allied Hlth Enrollees 12.519999	Business, General 12.520101	Bus Adm/Mgmt, Gen 12.520201	PurProc/Cont Mgmt 12.520202	Logistics Mgmt 12.520203	Off Superv/Mgmt 12.520204	Operations Mgmt 12.520205
503	Black Hawk	0	0	0	0	0	0	26	0	0	16	0
508	Chicago	(0)	(0)	(0)	(0)	(0)	(0)	(136)	(0)	(0)	(0)	(0)
	Daley	0	0	0	0	0	0	50	0	0	0	0
	Kennedy-King	0	0	0	0	0	0	8	0	0	0	0
	Malcolm X	0	0	0	0	0	0	0	0	0	0	0
	Olive-Harvey	0	0	0	0	0	0	18	0	0	0	0
	Truman	0	0	0	0	0	0	18	0	0	0	0
	Washington	0	0	0	0	0	0	20	0	0	0	0
	Wilbur Wright	0	0	0	0	0	0	22	0	0	0	0
507	Danville	0	0	0	0	31	0	0	0	0	20	0
502	DuPage	0	0	0	0	0	0	433	0	0	18	0
509	Elgin	0	0	0	0	36	0	212	0	0	13	0
512	Harper	0	0	0	0	0	0	147	0	2	0	0
540	Heartland	0	0	0	0	0	0	0	0	4	0	0
519	Highland	0	0	0	0	0	0	268	0	0	0	0
514	Illinois Central	0	0	0	0	55	0	299	0	5	3	0
529	Illinois Eastern	(0)	(0)	(0)	(0)	(10)	(0)	(72)	(0)	(0)	(0)	(0)
	Frontier	0	0	0	0	0	0	0	0	0	0	0
	Lincoln Trail	0	0	0	0	8	0	72	0	0	0	0
	Olney Central	0	0	0	0	0	0	0	0	0	0	0
	Wabash Valley	0	0	0	0	2	0	0	0	0	0	0
513	Illinois Valley	0	0	0	0	75	0	90	0	0	0	0
525	Joliet	0	0	0	0	1,239	0	0	0	0	0	53
520	Kankakee	0	0	0	0	293	1	127	0	0	0	0
501	Kaskaskia	0	0	0	0	143	0	123	0	0	4	0
523	Kishwaukee	0	0	0	0	7	0	26	0	2	0	5
532	Lake County	0	0	0	0	1,150	0	335	0	0	0	0
517	Lake Land	0	0	0	0	0	0	297	0	0	11	0
536	Lewis & Clark	0	0	0	0	29	0	72	0	0	0	0
526	Lincoln Land	0	0	0	0	0	0	142	0	0	10	0
530	Logan	0	0	0	0	988	0	0	0	0	17	0
528	McHenry	0	0	0	0	48	0	307	0	0	0	75
524	Moraine Valley	0	0	192	60	399	6	821	0	0	0	0
527	Morton	0	0	0	0	0	0	81	0	0	0	0
535	Oakton	0	0	31	0	0	0	4	0	2	20	102
505	Parkland	0	0	0	0	672	0	208	0	1	0	0
515	Prairie State	0	0	0	0	0	0	0	0	2	0	57
521	Rend Lake	0	0	0	0	50	0	164	0	0	0	0
537	Richland	0	0	0	0	43	0	184	0	0	0	0
511	Rock Valley	0	0	0	0	4	0	323	0	13	7	0
518	Sandburg	0	0	0	0	0	0	33	98	0	0	0
506	Sauk Valley	0	0	0	0	0	0	75	0	0	0	0
531	Shawnee	0	0	0	0	0	0	22	0	0	0	0
510	South Suburban	0	0	0	0	2,012	0	0	0	3	84	0
533	Southeastern	0	0	0	0	1	0	99	0	0	0	0
522	Southwestern*	0	0	0	0	351	0	463	0	0	0	0
534	Spoon River	0	0	0	0	15	0	0	0	0	0	0
504	Triton	0	46	0	0	86	0	334	0	0	0	32
516	Waubensee	1	0	0	0	83	0	83	0	49	0	16
539	Wood	0	0	0	0	114	0	97	0	0	0	0
	TOTALS	1	46	223	60	7,934	7	6,103	98	83	223	340

*Formerly Belleville Area College

SOURCE OF DATA: Annual Enrollment & Completion Data (A1)

Illinois Community College Board
Table III-3
ANNUAL UNDUPLICATED ENROLLMENT BY ACADEMIC PROGRAM BY COLLEGE
FOR FISCAL YEAR 2003

Dist. No.	District/College	Accounting 12 520301	Accounting Tech 12 520302	Admin Asst/Sec Sci, Gen 12 520401	Exec Asst/Secretary 12 520402	Legal Admin Asst/Sec 12 520403	Med Admin Asst/Sec 12 520404	Court Reporter 12 520405	Info Proc/Data Entry Tech 12 520407	Gen Ofc/Clerical/Typg Svcs 12 520408	Business Comm 12 520501	Enterprise Mgmt/Op Gen 12 520701
503	Black Hawk	0	94	69	0	9	0	0	202	0	0	0
508	Chicago	(0)	(428)	(56)	(0)	(0)	(47)	(0)	(246)	(6)	(0)	(0)
	Daley	0	116	34	0	0	41	0	141	0	0	0
	Kennedy-King	0	39	3	0	0	0	0	24	6	0	0
	Malcolm X	0	44	2	0	0	0	0	0	0	0	0
	Olive-Harvey	0	56	17	0	0	0	0	0	0	0	0
	Truman	0	51	0	0	0	0	0	0	0	0	0
	Washington	0	82	0	0	0	0	0	0	0	0	0
	Wilbur Wright	0	40	0	0	0	6	0	81	0	0	0
507	Danville	0	94	13	55	0	48	0	15	0	0	0
502	DuPage	0	477	220	0	21	0	0	0	0	0	0
509	Elgin	0	209	37	120	5	0	0	16	9	0	12
512	Harper	0	517	35	83	3	2	0	0	16	0	17
540	Heartland	0	0	38	0	0	0	0	29	0	0	24
519	Highland	0	68	34	0	0	0	0	0	14	0	0
514	Illinois Central	0	148	82	0	0	19	2	9	15	0	0
529	Illinois Eastern	(0)	(28)	(52)	(12)	(0)	(32)	(8)	(218)	(0)	(0)	(0)
	Frontier	0	4	14	0	0	1	0	39	0	0	0
	Lincoln Trail	0	2	10	11	0	1	1	106	0	0	0
	Olney Central	0	21	16	1	0	24	1	44	0	0	0
	Wabash Valley	0	1	12	0	0	6	6	29	0	0	0
513	Illinois Valley	0	66	0	0	0	0	0	73	19	0	0
525	Joliet	0	103	141	0	24	0	1	180	3	0	0
520	Kankakee	0	86	91	0	2	3	0	31	1	0	0
501	Kaskaskia	0	86	0	70	1	11	0	26	27	0	0
523	Kishwaukee	0	0	30	0	2	0	0	0	13	0	0
532	Lake County	12	246	269	0	0	11	0	374	0	0	2
517	Lake Land	0	113	58	0	14	81	0	301	13	0	0
536	Lewis & Clark	0	45	66	0	16	87	0	2	18	0	4
526	Lincoln Land	0	57	47	1	13	27	0	95	15	0	0
530	Logan	0	77	0	17	18	34	0	0	5	0	0
528	McHenry	0	93	79	0	10	0	0	29	0	0	17
524	Moraine Valley	0	51	285	25	22	0	0	0	0	0	54
527	Morton	0	42	71	0	0	25	0	33	15	0	0
535	Oakton	0	359	83	20	0	0	0	0	0	0	0
505	Parkland	0	175	19	77	1	1	0	5	0	0	18
515	Prairie State	0	13	22	0	0	0	0	16	0	0	4
521	Rend Lake	0	0	55	0	1	23	0	96	0	0	1
537	Richland	0	0	173	0	0	0	0	53	0	0	0
511	Rock Valley	0	144	95	0	9	45	0	49	0	0	15
518	Sandburg	0	99	101	0	13	70	0	20	19	0	0
506	Sauk Valley	0	65	26	0	13	18	0	29	21	0	0
531	Shawnee	0	44	3	17	6	28	0	4	7	0	0
510	South Suburban	0	133	75	87	0	0	194	12	7	0	80
533	Southeastern	0	0	13	0	0	17	0	94	30	0	0
522	Southwestern*	0	0	204	0	24	24	0	677	0	0	0
534	Spoon River	0	1	63	0	0	0	0	1	1	0	0
504	Triton	0	154	62	98	4	20	63	0	0	0	1
516	Waubonsee	8	141	40	51	6	19	0	63	19	16	66
539	Wood	0	19	99	12	12	44	0	4	0	0	0
	TOTALS	20	4,475	2,906	745	249	736	268	3,002	293	16	315

*Formerly Belleville Area College

SOURCE OF DATA: Annual Enrollment & Completion Data (A1)

Illinois Community College Board
Table III-3
ANNUAL UNDUPLICATED ENROLLMENT BY ACADEMIC PROGRAM BY COLLEGE
FOR FISCAL YEAR 2003

Dist. No.	District/College	Finance, General 12 520801	Banking/Fin Support Svcs 12 520803	Investmnt/Securities 12 520807	Hotel/Motel/Restaur Mgmt 12 520902	Travel-Tourism Management 12 520903	Human Resources Mgmt 12 521001	Internat'l Business 12 521101	MIS/Bus Data Proc 12 521201	Bus Comp Programming 12 521202	Bus Systems Analy/Dsgn 12 521203	Bus Sys Netwrkg/Telecom 12 521204
503	Black Hawk	0	28	0	0	0	0	1	0	95	0	44
508	Chicago	(0)	(0)	(0)	(6)	(0)	(0)	(0)	(11)	(1,243)	(0)	(37)
	Daley	0	0	0	0	0	0	0	0	318	0	0
	Kennedy-King	0	0	0	0	0	0	0	0	223	0	0
	Malcolm X	0	0	0	0	0	0	0	0	107	0	0
	Olive-Harvey	0	0	0	0	0	0	0	9	157	0	2
	Truman	0	0	0	0	0	0	0	0	240	0	26
	Washington	0	0	0	6	0	0	0	0	106	0	0
	Wilbur Wright	0	0	0	0	0	0	0	2	92	0	9
507	Danville	0	0	0	0	0	0	0	0	156	0	24
502	DuPage	0	0	0	79	0	0	0	0	1,041	0	0
509	Elgin	0	0	0	20	0	0	0	0	172	0	63
512	Harper	0	179	0	23	0	14	54	0	1,351	0	61
540	Heartland	0	0	0	0	0	0	0	136	27	0	55
519	Highland	0	0	0	0	0	1	0	0	59	0	0
514	Illinois Central	0	32	0	0	0	0	0	0	222	10	423
529	Illinois Eastern	(0)	(0)	(0)	(0)	(0)	(0)	(0)	(0)	(0)	(48)	(1)
	Frontier	0	0	0	0	0	0	0	0	0	0	0
	Lincoln Trail	0	0	0	0	0	0	0	0	0	41	1
	Olney Central	0	0	0	0	0	0	0	0	0	7	0
	Wabash Valley	0	0	0	0	0	0	0	0	0	0	0
513	Illinois Valley	0	0	0	0	0	0	0	0	24	0	99
525	Joliet	26	0	0	0	0	25	0	0	105	0	185
520	Kankakee	0	0	0	0	0	0	0	0	114	0	1
501	Kaskaskia	0	0	0	0	0	0	0	0	103	0	24
523	Kishwaukee	0	0	0	0	0	0	0	0	74	0	0
532	Lake County	0	0	0	0	0	0	0	0	232	0	178
517	Lake Land	0	0	0	0	0	0	0	0	65	0	173
536	Lewis & Clark	0	0	0	0	0	1	0	0	106	0	147
526	Lincoln Land	0	0	0	39	0	0	0	0	172	0	192
530	Logan	0	2	0	0	0	0	0	0	177	0	0
528	McHenry	0	0	0	0	0	0	5	0	251	0	73
524	Moraine Valley	0	0	0	1	0	38	0	0	256	0	206
527	Morton	0	0	0	0	0	0	0	0	110	0	6
535	Oakton	0	49	46	63	0	7	0	0	765	0	505
505	Parkland	0	1	0	34	0	0	3	7	339	0	207
515	Prairie State	0	8	0	0	0	0	0	0	264	0	88
521	Rend Lake	0	0	0	0	0	0	0	0	8	0	15
537	Richland	0	0	0	0	0	0	0	0	161	6	36
511	Rock Valley	0	42	0	2	0	0	2	0	296	0	14
518	Sandburg	0	0	0	0	0	29	0	0	67	0	35
506	Sauk Valley	0	0	0	0	0	0	0	0	75	0	0
531	Shawnee	0	0	0	1	0	0	0	0	85	0	30
510	South Suburban	0	18	0	0	0	0	0	0	335	0	22
533	Southeastern	0	0	0	0	0	0	0	0	34	0	0
522	Southwestern*	0	16	0	0	0	0	0	0	137	0	278
534	Spoon River	0	1	0	0	0	0	0	0	46	0	25
504	Triton	0	0	0	47	0	0	0	0	278	5	17
516	Waubonsee	0	41	0	0	2	0	0	0	133	0	63
539	Wood	0	0	0	0	0	0	0	0	21	0	0
	TOTALS	26	417	46	315	2	115	65	154	9,199	69	3,327

*Formerly Belleville Area College

SOURCE OF DATA: Annual Enrollment & Completion Data (A1)

Illinois Community College Board
Table III-3
ANNUAL UNDUPLICATED ENROLLMENT BY ACADEMIC PROGRAM BY COLLEGE
FOR FISCAL YEAR 2003

Dist. No.	District/College	Bus Comp Facilities Op 12 521205	Bus Mktg/Mgmt 12 521401	Intern'l Bus Mktg 12 521403	Real Estate 12 521501	Bus/Admin Svcs Enrollees 12 529999	Associate in Arts	Associate in Arts & Science	Adult Basic Education	Associate in Engineering Science	Associate in Fine Arts	Associate in General Studies
503	Black Hawk	20	0	0	0	0	4,005	0	451	0	0	18
508	Chicago	(0)	(0)	(0)	(54)	(1,533)	(19,680)	(0)	(13,488)	(86)	(10)	(12,732)
	Daley	0	0	0	30	262	4,891	0	1,014	21	0	181
	Kennedy-King	0	0	0	0	432	1,574	0	2,709	3	0	119
	Malcolm X	0	0	0	0	275	1,844	0	4,814	0	0	870
	Olive-Harvey	0	0	0	0	91	2,172	0	2,188	13	0	567
	Truman	0	0	0	0	95	3,308	0	1,039	10	0	2,024
	Washington	0	0	0	0	158	5,313	0	205	29	7	1,762
	Wilbur Wright	0	0	0	24	220	578	0	1,519	10	3	7,209
507	Danville	3	0	0	22	45	124	1,710	310	3	0	0
502	DuPage	9	3	0	253	0	14,634	0	487	34	236	159
509	Elgin	3	0	0	1	109	4,036	0	491	136	103	783
512	Harper	4	0	0	158	0	5,449	0	520	0	191	0
540	Heartland	0	0	0	0	0	5,453	0	395	32	0	0
519	Highland	0	0	0	0	114	627	0	302	21	0	39
514	Illinois Central	5	0	0	96	526	0	5,839	541	198	0	5,072
529	Illinois Eastern	(0)	(0)	(0)	(0)	(412)	(16)	(1,003)	(411)	(0)	(2)	(864)
	Frontier	0	0	0	0	185	0	140	159	0	0	77
	Lincoln Trail	0	0	0	0	0	7	246	111	0	2	470
	Olney Central	0	0	0	0	212	8	447	134	0	0	142
	Wabash Valley	0	0	0	0	15	1	170	7	0	0	175
513	Illinois Valley	0	0	0	0	153	893	0	238	30	0	341
525	Joliet	0	0	0	58	59	10,175	0	887	0	0	350
520	Kankakee	0	0	0	0	207	526	0	1,022	33	28	148
501	Kaskaskia	0	0	0	0	1,244	1,032	0	289	0	0	545
523	Kishwaukee	0	0	0	58	65	949	0	191	21	21	0
532	Lake County	4	0	0	20	970	4,890	0	686	197	66	0
517	Lake Land	15	1	0	0	0	1,375	0	309	63	0	761
536	Lewis & Clark	0	0	0	0	1,715	262	0	293	2	12	428
526	Lincoln Land	0	0	0	31	0	2,411	0	408	93	164	1,548
530	Logan	0	0	0	127	26	3,522	0	399	64	0	39
528	McHenry	0	0	0	198	444	604	0	371	105	190	207
524	Moraine Valley	0	1	0	0	1,940	3,609	0	390	0	127	0
527	Morton	0	0	0	0	0	958	0	485	0	34	62
535	Oakton	0	212	2	199	38	10,880	0	955	344	215	0
505	Parkland	0	10	0	0	1,545	2,234	0	410	207	161	428
515	Prairie State	0	6	0	50	205	4,090	0	566	0	4	34
521	Rend Lake	0	0	0	0	26	1,102	0	87	4	7	0
537	Richland	0	7	0	0	91	1,420	0	420	27	11	21
511	Rock Valley	0	0	0	2	1	5,571	0	891	0	0	71
518	Sandburg	0	0	0	0	0	1,335	0	62	0	18	19
506	Sauk Valley	18	0	0	0	0	388	0	183	42	36	16
531	Shawnee	0	0	0	0	0	877	0	350	6	11	159
510	South Suburban	0	0	0	48	598	1,822	0	921	60	79	0
533	Southeastern	0	0	0	30	0	600	0	427	4	0	12
522	Southwestern*	1	0	0	16	1,060	3,603	0	1,326	0	126	0
534	Spoon River	0	0	0	0	35	885	0	321	0	0	324
504	Triton	24	0	0	68	488	2,482	0	752	15	37	2,396
516	Waubensee	0	10	0	138	764	828	0	781	0	0	622
539	Wood	0	0	0	0	1	486	0	144	0	0	2
	TOTALS	106	250	2	1,627	14,414	123,833	8,552	31,960	1,827	1,889	28,200

*Formerly Belleville Area College

SOURCE OF DATA: Annual Enrollment & Completion Data (A1)

Illinois Community College Board
Table III-3
ANNUAL UNDUPLICATED ENROLLMENT BY ACADEMIC PROGRAM BY COLLEGE
FOR FISCAL YEAR 2003

Dist. No.	District/College	Associate in Science	Adult Secondary Education	Pre-Bacc/Trans Course Enrollees	English as a Second Language	General Studies	Vocational **	Total
503	Black Hawk	854	304	667	1,596	5	1,898	12,674
508	Chicago	(4,246)	(6,250)	(5,150)	(36,016)	(303)	(6,528)	(119,675)
	Daley	733	727	293	5,913	170	935	17,177
	Kennedy-King	754	744	92	816	24	522	10,206
	Malcolm X	848	1,818	398	3,724	24	751	16,619
	Olive-Harvey	424	730	451	1,092	13	1,044	9,965
	Truman	518	1,274	867	18,288	10	742	29,311
	Washington	838	23	2,132	17	57	560	15,720
	Wilbur Wright	131	934	917	6,166	5	1,974	20,677
507	Danville	275	148	42	55	0	1,594	5,780
502	DuPage	3,852	1,045	2,414	5,601	10,293	2,630	54,501
509	Elgin	3,339	556	10	3,117	0	519	18,172
512	Harper	1,708	285	5,323	3,171	0	0	24,954
540	Heartland	281	0	0	93	0	741	7,700
519	Highland	516	267	526	193	997	1,190	6,134
514	Illinois Central	0	353	1,468	89	225	99	19,393
529	Illinois Eastern	(555)	(256)	(4,588)	(42)	(0)	(4,934)	(27,689)
	Frontier	104	118	1,615	30	0	4,493	7,397
	Lincoln Trail	110	0	662	0	0	46	2,373
	Olney Central	96	92	845	1	0	22	2,829
	Wabash Valley	245	46	1,466	11	0	373	15,090
513	Illinois Valley	933	530	470	253	1,194	0	7,476
525	Joliet	935	581	52	1,856	388	477	22,558
520	Kankakee	444	541	1,489	46	759	1,512	9,106
501	Kaskaskia	133	242	1,148	43	89	2	7,498
523	Kishwaukee	1,816	410	1,500	681	124	47	7,145
532	Lake County	1,307	555	4,910	3,412	533	651	26,402
517	Lake Land	1,387	280	2,810	59	0	2,706	14,321
536	Lewis & Clark	2,735	487	3,046	55	23	343	11,620
526	Lincoln Land	1,658	444	1,601	517	14	4,185	16,048
530	Logan	1,533	266	5	0	3	1,945	11,713
528	McHenry	2,293	414	2,618	1,976	0	5	11,748
524	Moraine Valley	1,868	838	5,835	2,083	0	756	27,051
527	Morton	442	111	1,397	2,387	26	126	7,830
535	Oakton	458	408	0	2,714	73	14,951	36,195
505	Parkland	2,148	439	3,556	264	0	771	16,396
515	Prairie State	603	316	352	510	514	1,286	11,273
521	Rend Lake	579	220	1,346	8	0	5,045	10,443
537	Richland	1,212	179	704	86	184	966	7,331
511	Rock Valley	1,117	358	1,658	794	3	1,159	15,559
518	Sandburg	761	439	116	35	0	1,411	6,640
506	Sauk Valley	1,102	167	702	102	0	966	5,087
531	Shawnee	271	325	307	140	382	2,496	6,542
510	South Suburban	1,203	457	1,399	973	1	2,338	16,282
533	Southeastern	344	149	2,933	0	101	1,259	7,560
522	Southwestern*	2,753	1,222	4,328	267	31	20	24,704
534	Spoon River	391	250	736	26	0	871	4,427
504	Triton	1,775	1,036	2,842	4,244	1	3,499	25,777
516	Waubonsee	1,902	1,241	2,411	3,842	1,050	253	17,484
539	Wood	1,022	131	1,031	23	334	2	4,397
	TOTALS	50,751	22,500	71,490	77,369	17,650	70,181	693,285

*Formerly Belleville Area College

SOURCE OF DATA: Annual Enrollment & Completion Data (A1)

Illinois Community College Board
Table III-4
SUMMARY OF ANNUAL UNDUPLICATED HEADCOUNT ENROLLMENT BY AGE
FOR FISCAL YEAR 2003

Dist. No.	District/College	Mean Age	Median Age	16 & Under	17-20	21-24	25-30	31-39	40-55	Over 55	Unknown
503	Black Hawk	29.9	25.1	47	3,381	2,814	1,937	1,831	2,134	449	81
508	Chicago	(30.8)	(27.4)	(214)	(19,735)	(26,392)	(26,211)	(23,626)	(19,040)	(4,432)	(25)
	Daley	29.8	26.9	33	3,106	4,028	3,826	3,393	2,452	337	2
	Kennedy-King	30.3	26.7	11	2,118	2,281	2,014	1,814	1,657	310	1
	Malcolm X	30.8	27.8	36	2,984	3,595	3,298	3,444	2,766	491	5
	Olive-Harvey	30.1	26.4	43	2,355	2,079	1,816	1,847	1,465	359	1
	Truman	32.9	29.4	61	3,256	5,711	7,271	6,523	4,616	1,867	6
	Washington	31.3	27.8	4	2,129	3,753	3,574	3,024	2,729	505	2
	Wilbur Wright	30.3	26.8	26	3,787	4,945	4,412	3,581	3,355	563	8
507	Danville	32.0	27.1	52	1,486	917	750	792	1,179	355	249
502	DuPage	32.3	26.3	110	11,817	12,726	8,064	7,598	9,660	4,099	427
509	Elgin	29.1	24.8	343	4,641	4,028	3,018	2,812	2,657	527	146
512	Harper	28.3	23.9	52	6,757	6,716	4,067	3,482	3,395	472	13
540	Heartland	26.8	23.3	11	1,882	2,779	1,307	927	714	78	2
519	Highland	35.8	32.2	48	1,312	895	665	947	1,471	754	42
514	Illinois Central	28.8	24.1	55	5,522	4,742	2,959	2,734	2,772	533	76
529	Illinois Eastern	(35.1)	(31.7)	(1,291)	(4,308)	(2,207)	(2,783)	(4,297)	(9,588)	(3,211)	(4)
	Frontier	33.1	29.9	1,144	1,588	476	606	982	1,951	650	0
	Lincoln Trail	33.3	28.3	33	544	372	397	396	406	225	0
	Olney Central	32.2	25.2	48	936	415	270	373	520	266	1
	Wabash Valley	41.7	43.6	66	1,240	944	1,510	2,546	6,711	2,070	3
513	Illinois Valley	30.0	25.0	18	2,122	1,536	983	1,094	1,352	262	109
525	Joliet	30.2	25.5	35	5,896	5,020	3,160	3,654	4,074	717	2
520	Kankakee	31.2	26.1	215	2,311	1,538	1,130	1,281	1,821	488	322
501	Kaskaskia	27.9	22.6	669	2,451	1,160	862	1,007	1,146	199	4
523	Kishwaukee	27.2	22.9	39	2,075	2,288	993	828	766	144	12
532	Lake County	30.4	26.3	25	5,975	6,054	4,347	4,565	4,553	852	31
517	Lake Land	29.8	26.2	124	3,763	2,731	2,336	2,536	2,496	330	5
536	Lewis & Clark	25.9	20.9	1,187	4,665	1,852	1,151	1,123	1,280	292	70
526	Lincoln Land	31.4	26.8	51	3,709	2,789	1,901	2,304	2,998	670	1,626
530	Logan	33.7	26.4	121	2,656	2,581	1,337	1,361	2,163	1,418	76
528	McHenry	29.6	24.7	71	3,269	2,632	1,611	1,747	2,061	335	22
524	Moraine Valley	28.9	24.0	106	7,470	6,857	3,772	3,739	4,356	603	148
527	Morton	30.0	26.6	13	1,577	1,835	1,615	1,446	1,118	218	8
535	Oakton	36.3	40.2	26	4,632	5,492	3,879	3,936	16,155	2,040	35
505	Parkland	27.6	22.8	536	4,544	4,849	2,200	1,865	1,941	444	17
515	Prairie State	31.2	26.7	58	2,666	2,187	1,550	1,786	2,114	514	398
521	Rend Lake	36.5	34.9	94	1,874	1,160	1,240	1,854	3,170	1,041	10
537	Richland	30.6	26.6	38	1,651	1,257	992	1,111	1,224	218	840
511	Rock Valley	30.2	25.9	43	3,986	3,337	2,283	2,698	2,704	506	2
518	Sandburg	32.5	27.8	36	1,496	1,198	963	988	1,361	442	156
506	Sauk Valley	32.2	28.4	19	1,213	926	650	863	1,140	257	19
531	Shawnee	33.8	31.3	92	1,441	849	843	1,182	1,680	454	1
510	South Suburban	31.9	27.9	54	3,325	3,043	2,303	2,678	3,214	752	913
533	Southeastern	32.0	27.4	196	1,830	1,243	1,034	1,351	1,346	494	66
522	Southwestern*	29.3	24.8	127	6,620	5,748	3,818	3,766	3,955	629	41
534	Spoon River	29.1	23.1	15	1,325	1,227	481	543	636	196	4
504	Triton	30.5	26.7	83	5,006	5,059	4,356	4,023	3,887	809	2,554
516	Waubensee	29.2	25.3	211	4,601	3,779	2,890	2,875	2,713	414	1
539	Wood	<u>28.8</u>	<u>23.4</u>	<u>49</u>	<u>1,386</u>	<u>1,023</u>	<u>565</u>	<u>580</u>	<u>653</u>	<u>138</u>	<u>3</u>
	TOTALS	31.0	26.5	6,574	156,376	145,466	107,006	107,830	130,687	30,786	8,560

*Formerly Belleville Area College

**Weighted

SOURCE OF DATA: Annual Enrollment & Completion Data (A1)

Illinois Community College Board
Table III-5
SUMMARY OF ANNUAL UNDUPLICATED HEADCOUNT ENROLLMENT BY ETHNIC ORIGIN
FOR FISCAL YEAR 2003

Dist. No.	District/College	Asian or Pacific Islander	American Indian or Alaskan	Black Non- Hispanic	Hispanic	White Non- Hispanic	Non- Resident Alien	All Other or No Indication	Total
503	Black Hawk	132	54	1,156	1,483	9,849	0	0	12,674
508	Chicago	(7,818)	(599)	(42,319)	(47,322)	(21,488)	(129)	(0)	(119,675)
	Daley	228	50	3,793	10,572	2,519	15	0	17,177
	Kennedy-King	277	46	8,676	975	229	3	0	10,206
	Malcolm X	636	91	10,080	4,767	1,035	10	0	16,619
	Olive-Harvey	36	54	7,875	1,868	130	2	0	9,965
	Truman	2,999	120	3,467	16,400	6,251	74	0	29,311
	Washington	2,286	151	6,761	2,887	3,634	1	0	15,720
	Wilbur Wright	1,356	87	1,667	9,853	7,690	24	0	20,677
507	Danville	56	14	583	146	4,980	1	0	5,780
502	DuPage	6,632	105	2,329	6,347	37,837	2	1,249	54,501
509	Elgin	939	36	831	5,362	10,948	56	0	18,172
512	Harper	3,363	47	853	4,287	14,755	122	1,527	24,954
540	Heartland	221	26	621	190	6,624	18	0	7,700
519	Highland	49	20	408	242	5,409	6	0	6,134
514	Illinois Central	341	56	2,033	389	16,241	333	0	19,393
529	Illinois Eastern	(184)	(47)	(730)	(348)	(26,357)	(23)	(0)	(27,689)
	Frontier	44	6	10	21	7,316	0	0	7,397
	Lincoln Trail	30	6	426	101	1,808	2	0	2,373
	Olney Central	14	5	20	10	2,762	18	0	2,829
	Wabash Valley	96	30	274	216	14,471	3	0	15,090
513	Illinois Valley	98	20	123	670	6,290	0	275	7,476
525	Joliet	379	46	2,646	3,333	16,109	45	0	22,558
520	Kankakee	64	25	1,230	656	7,125	6	0	9,106
501	Kaskaskia	46	53	452	136	6,806	5	0	7,498
523	Kishwaukee	293	23	826	1,136	4,849	18	0	7,145
532	Lake County	1,417	120	2,584	5,419	15,997	865	0	26,402
517	Lake Land	150	47	1,520	414	12,116	74	0	14,321
536	Lewis & Clark	61	50	768	120	10,535	86	0	11,620
526	Lincoln Land	160	29	962	535	14,319	43	0	16,048
530	Logan	137	37	842	126	10,568	3	0	11,713
528	McHenry	217	20	70	2,495	8,889	57	0	11,748
524	Moraine Valley	470	70	2,533	2,084	20,295	1,599	0	27,051
527	Morton	154	6	174	5,435	1,973	88	0	7,830
535	Oakton	3,878	44	998	2,073	29,202	0	0	36,195
505	Parkland	739	72	2,092	544	12,189	760	0	16,396
515	Prairie State	148	45	4,242	1,402	3,969	36	1,431	11,273
521	Rend Lake	68	35	475	206	9,657	2	0	10,443
537	Richland	90	24	1,067	131	6,015	4	0	7,331
511	Rock Valley	450	55	1,405	1,514	12,057	78	0	15,559
518	Sandburg	46	28	364	173	6,014	15	0	6,640
506	Sauk Valley	57	24	95	465	4,446	0	0	5,087
531	Shawnee	91	25	1,220	133	5,073	0	0	6,542
510	South Suburban	171	55	8,131	1,934	5,919	72	0	16,282
533	Southeastern	24	33	2,290	318	4,889	4	2	7,560
522	Southwestern*	427	138	4,736	623	18,756	24	0	24,704
534	Spoon River	102	20	267	42	3,990	6	0	4,427
504	Triton	779	46	4,189	6,021	14,705	37	0	25,777
516	Waubonsee	334	93	1,032	5,940	10,079	6	0	17,484
539	Wood	<u>22</u>	<u>14</u>	<u>154</u>	<u>51</u>	<u>4,144</u>	<u>12</u>	<u>0</u>	<u>4,397</u>
	TOTALS	30,807	2,301	99,350	110,245	441,463	4,635	4,484	693,285

*Formerly Belleville Area College

SOURCE OF DATA: Annual Enrollment & Completion Data (A1)

Illinois Community College Board
Table III-6
HIGHEST DEGREE PREVIOUSLY EARNED FOR FISCAL YEAR 2003
ILLINOIS PUBLIC COMMUNITY COLLEGE STUDENTS

Dist. No.	District/College	GED	High School Diploma	Some College	Certificate	Assoc Degree	Bach Degree	Masters Degree	1st Prof* Degree	Doctoral Degree	Unknown/Other	None	Total
503	Black Hawk	962	5,328	1,612	381	487	522	162	6	18	444	2,752	12,674
508	Chicago	(7,401)	(56,956)	(0)	(0)	(242)	(712)	(154)	(1)	(16)	(54,193)	(0)	(119,675)
	Daley	1,461	8,213	0	0	94	267	72	0	10	7,060	0	17,177
	Kennedy-King	991	3,887	0	0	12	61	10	0	0	5,245	0	10,206
	Malcolm X	925	5,062	0	0	12	34	6	0	0	10,580	0	16,619
	Olive-Harvey	694	3,847	0	0	7	11	1	0	0	5,405	0	9,965
	Truman	1,137	12,369	0	0	7	24	8	0	0	15,766	0	29,311
	Washington	1,047	10,851	0	0	100	261	48	1	5	3,407	0	15,720
	Wright	1,146	12,727	0	0	10	54	9	0	1	6,730	0	20,677
507	Danville	389	2,628	0	137	319	361	182	17	17	536	1,194	5,780
502	DuPage	1,024	21,583	11,719	1,061	2,017	6,778	2,490	206	287	2,276	5,060	54,501
509	Elgin	464	5,386	2,961	746	1,583	712	181	26	13	4,573	1,527	18,172
512	Harper	649	18,397	0	60	245	1,229	319	0	0	0	4,055	24,954
540	Heartland	174	1,640	2,513	46	174	286	49	2	6	1,882	928	7,700
519	Highland	197	2,555	483	124	443	381	126	7	13	335	1,470	6,134
514	Illinois Central	1,031	8,050	3,229	610	2,319	1,004	251	8	16	246	2,629	19,393
529	Illinois Eastern	(1,365)	(9,410)	(5)	(1,063)	(1,817)	(882)	(219)	(64)	(19)	(508)	(12,337)	(27,689)
	Frontier	117	782	1	114	332	211	78	2	5	19	5,736	7,397
	Lincoln Trail	111	795	3	27	73	41	17	1	3	189	1,113	2,373
	Olney Central	47	520	0	32	73	50	12	1	2	37	2,055	2,829
	Wabash Valley	1,090	7,313	1	890	1,339	580	112	60	9	263	3,433	15,090
513	Illinois Valley	0	0	0	89	184	195	119	8	7	2,414	4,460	7,476
525	Joliet	491	9,799	0	240	1,437	34	48	0	5	9,179	1,325	22,558
520	Kankakee	264	3,440	0	216	764	118	43	1	5	3,914	341	9,106
501	Kaskaskia	87	544	269	61	82	28	18	1	0	6,400	8	7,498
523	Kishwaukee	87	592	4,136	135	324	235	51	7	6	1,426	146	7,145
532	Lake County	819	13,916	26	1,160	647	1,842	685	140	96	645	6,426	26,402
517	Lake Land	1,850	6,319	0	1,622	1,700	837	124	38	16	1	1,814	14,321
536	Lewis & Clark	191	1,759	4,254	138	233	230	61	5	12	643	4,094	11,620
526	Lincoln Land	427	4,569	3,702	270	335	404	92	0	16	5,652	581	16,048
530	Logan	2	5,947	1,944	317	644	8	0	0	0	323	2,528	11,713
528	McHenry	236	4,079	1,756	670	1,099	637	178	22	16	45	3,010	11,748
524	Moraine Valley	770	11,793	7,120	240	563	950	206	18	48	202	5,141	27,051
527	Morton	149	2,174	453	50	55	60	19	1	3	1,219	3,647	7,830
535	Oakton	0	0	5,906	469	596	2,502	849	0	149	20,270	5,454	36,195
505	Parkland	669	10,151	306	268	557	967	303	22	60	1,944	1,149	16,396
515	Prairie State	114	820	636	74	60	113	42	2	3	8,499	910	11,273
521	Rend Lake	921	5,619	507	372	903	848	228	10	35	117	883	10,443
537	Richland	1	4,860	0	0	1	0	0	0	0	0	2,469	7,331
511	Rock Valley	573	5,586	1,003	931	1,133	204	50	3	6	2,140	3,930	15,559
518	Sandburg	134	696	1	0	158	214	48	1	4	5,265	119	6,640
506	Sauk Valley	295	2,550	341	237	278	197	90	10	6	660	423	5,087
531	Shawnee	392	2,706	274	227	549	407	129	9	28	368	1,453	6,542
510	South Suburban	87	6,799	4,567	221	460	711	192	13	21	1,190	2,021	16,282
533	Southeastern	1,383	2,547	314	116	200	219	102	5	20	175	2,479	7,560
522	Southwestern**	983	6,481	8,623	1,045	1,640	1,243	382	29	34	64	4,180	24,704
534	Spoon River	162	1,487	628	25	89	61	13	1	3	4	1,954	4,427
504	Triton	760	8,997	0	521	1,299	0	0	0	0	0	14,200	25,777
516	Waubonsee	898	7,420	0	376	644	1,091	353	17	34	68	6,583	17,484
539	Wood	<u>206</u>	<u>1,756</u>	<u>1,207</u>	<u>234</u>	<u>158</u>	<u>153</u>	<u>44</u>	<u>1</u>	<u>4</u>	<u>6</u>	<u>628</u>	4,397
	TOTALS	26,607	265,339	70,495	14,552	26,438	27,375	8,602	701	1,042	137,826	114,308	693,285

*Dental, Law, Medical, Pharmacy, Theology, Veterinary, etc.

**Formerly Belleville Area College

SOURCE OF DATA: A1 Submission

Illinois Community College Board
Table III-7
SUMMARY OF TRANSFER AND GENERAL STUDIES DEGREES AND CERTIFICATES
AWARDED IN FISCAL YEAR 2003

Dist. No.	District/College	Associate in Arts	Associate in Science	Associate in Arts and Science	Associate in Engineering Science	Associate in Fine Arts	Associate in Liberal Studies & General Ed	Gen Studies Certificates	Grand Total Graduates in Transfer and General Studies Areas
503	Black Hawk	264	80	0	0	0	17	0	361
508	Chicago	(741)	(110)	(0)	(15)	(0)	(87)	(0)	(953)
	Daley	135	15	0	6	0	1	0	157
	Kennedy-King	76	5	0	0	0	18	0	99
	Malcolm X	46	18	0	0	0	7	0	71
	Olive-Harvey	108	9	0	0	0	2	0	119
	Truman	73	24	0	0	0	22	0	119
	Washington	122	12	0	3	0	30	0	167
	Wilbur Wright	181	27	0	6	0	7	0	221
507	Danville	2	5	88	0	0	0	0	95
502	DuPage	766	133	0	11	0	120	0	1,030
509	Elgin	364	114	0	2	2	38	0	520
512	Harper	611	22	0	0	13	0	0	646
540	Heartland	390	71	0	2	0	0	0	463
519	Highland	90	71	0	3	0	7	0	171
514	Illinois Central	0	0	574	13	0	101	0	688
529	Illinois Eastern	(8)	(152)	(225)	(0)	(0)	(127)	(0)	(512)
	Frontier	0	34	30	0	0	4	0	68
	Lincoln Trail	1	41	47	0	0	60	0	149
	Olney Central	6	15	99	0	0	12	0	132
	Wabash Valley	1	62	49	0	0	51	0	163
513	Illinois Valley	137	176	0	2	0	19	0	334
525	Joliet	299	45	0	0	0	33	0	377
520	Kankakee	79	22	0	4	2	22	0	129
501	Kaskaskia	201	20	0	0	0	11	0	232
523	Kishwaukee	138	173	0	1	1	0	0	313
532	Lake County	451	81	0	3	1	0	0	536
517	Lake Land	122	177	0	0	0	50	0	349
536	Lewis & Clark	45	235	0	1	0	10	0	291
526	Lincoln Land	227	168	0	4	17	23	0	439
530	Logan	140	144	0	1	0	4	0	289
528	McHenry	18	242	0	4	6	25	0	295
524	Moraine Valley	339	386	0	0	1	0	0	726
527	Morton	111	28	0	0	3	47	0	189
535	Oakton	238	6	0	9	2	0	0	255
505	Parkland	169	254	0	17	12	30	0	482
515	Prairie State	149	32	0	0	0	4	0	185
521	Rend Lake	167	103	0	0	1	0	0	271
537	Richland	123	67	0	5	0	2	2	199
511	Rock Valley	432	69	0	0	0	1	0	502
518	Sandburg	77	60	0	0	1	9	0	147
506	Sauk Valley	50	82	0	5	0	6	0	143
531	Shawnee	120	33	0	0	0	6	0	159
510	South Suburban	129	101	0	6	5	0	0	241
533	Southeastern	100	65	0	1	0	10	0	176
522	Southwestern*	465	214	0	0	6	0	0	685
534	Spoon River	104	48	0	0	0	9	0	161
504	Triton	224	99	0	1	1	28	0	353
516	Waubonsee	104	274	0	0	0	24	4	406
539	Wood	84	88	0	0	0	0	0	172
	TOTALS	8,278	4,250	887	110	74	870	6	14,475

*Formerly Belleville Area College

SOURCE OF DATA: Annual Enrollment & Completion Data (A1)

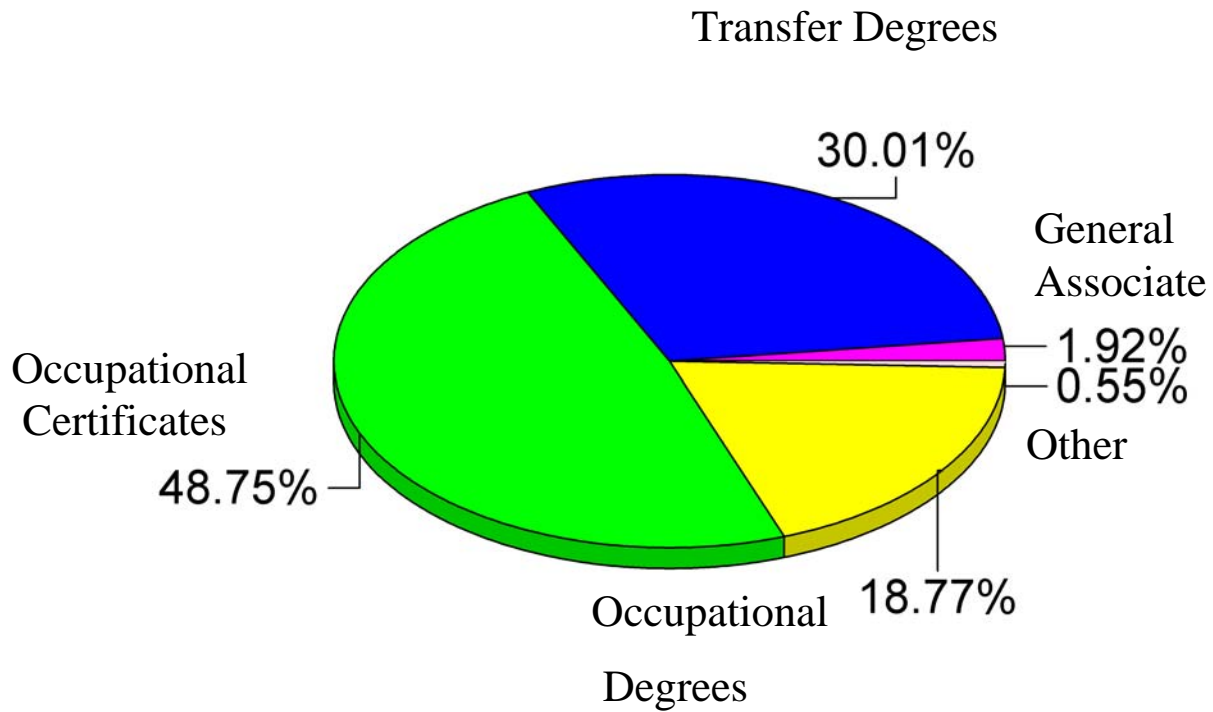


Figure 3. FY 2003 Annual Duplicated Completers

in Broad Program Categories

Illinois Community College Board
Table III-8
SUMMARY OF OCCUPATIONAL DEGREES AND CERTIFICATES AWARDED
IN FISCAL YEAR 2003

Dist. No.	District/College	Associate in Applied Science	Certificates of One Year or More	Certificates of Less Than One Year	Vocational Skills Certificates	Total
503	Black Hawk	215	103	72	2	392
508	Chicago	(630)	(537)	(4,346)	(228)	(5,741)
	Daley	129	108	424	0	661
	Kennedy-King	129	150	151	0	430
	Malcolm X	103	86	135	1	325
	Olive-Harvey	62	35	718	0	815
	Truman	82	92	299	227	700
	Washington	73	35	2,091	0	2,199
	Wilbur Wright	52	31	528	0	611
507	Danville	113	39	21	0	173
502	DuPage	666	293	1,491	0	2,450
509	Elgin	205	213	1,052	0	1,470
512	Harper	379	62	318	0	759
540	Heartland	47	38	50	0	135
519	Highland	88	40	45	0	173
514	Illinois Central	444	227	166	1	838
529	Illinois Eastern	(346)	(234)	(370)	(0)	(950)
	Frontier	13	15	126	0	154
	Lincoln Trail	80	103	137	0	320
	Olney Central	176	94	65	0	335
	Wabash Valley	77	22	42	0	141
513	Illinois Valley	101	63	392	0	556
525	Joliet	354	144	67	0	565
520	Kankakee	121	51	4	0	176
501	Kaskaskia	231	141	316	0	688
523	Kishwaukee	110	73	233	0	416
532	Lake County	313	80	667	0	1,060
517	Lake Land	301	361	395	0	1,057
536	Lewis & Clark	185	56	194	0	435
526	Lincoln Land	197	26	896	0	1,119
530	Logan	216	169	162	18	565
528	McHenry	63	23	264	0	350
524	Moraine Valley	333	75	198	0	606
527	Morton	110	49	82	0	241
535	Oakton	161	64	248	0	473
505	Parkland	340	43	211	0	594
515	Prairie State	112	85	74	0	271
521	Rend Lake	143	110	287	0	540
537	Richland	127	82	71	0	280
511	Rock Valley	204 **	77	456	0	737
518	Sandburg	181	141	64	0	386
506	Sauk Valley	91	128	529	0	748
531	Shawnee	73	43	14	0	130
510	South Suburban	202	84	788	0	1,074
533	Southeastern	77	157	248	0	482
522	Southwestern*	448	444	1,815	0	2,707
534	Spoon River	56	12	20	1	89
504	Triton	333	142	71	0	546
516	Waubensee	97	76	380	0	553
539	Wood	<u>95</u>	<u>58</u>	<u>177</u>	<u>0</u>	<u>330</u>
	TOTALS	8,508	4,843	17,254	250	30,855

*Formerly Belleville Area College

** Corrected count

SOURCE OF DATA: A1 Submission

Illinois Community College Board
Table III-9
ANNUAL DUPLICATED COMPLETERS BY ACADEMIC PROGRAM BY COLLEGE
FOR FISCAL YEAR 2003

Dist. No.	District/College	Ag Bus/Mgmt, Gen 12 010101	Ag Mechanics, Gen 12 010201	Ag Production, Gen 12 010301	Animal Prod 12 010302	Ag Supplies 12 010501	Animal Trainer 12 010505	Horse Mgmt./Training 12 010507	Horticulture, Gen 12 010601	Arboriculture 12 010602	Ornamental Hort 12 010603	Greenhouse Op/Mgmt 12 010604
503	Black Hawk	7	4	7	33	0	0	8	1	0	0	0
508	Chicago	(0)	(0)	(0)	(0)	(0)	(0)	(0)	(0)	(0)	(0)	(0)
	Daley	0	0	0	0	0	0	0	0	0	0	0
	Kennedy-King	0	0	0	0	0	0	0	0	0	0	0
	Malcolm X	0	0	0	0	0	0	0	0	0	0	0
	Olive-Harvey	0	0	0	0	0	0	0	0	0	0	0
	Truman	0	0	0	0	0	0	0	0	0	0	0
	Washington	0	0	0	0	0	0	0	0	0	0	0
	Wilbur Wright	0	0	0	0	0	0	0	0	0	0	0
507	Danville	2	4	0	0	0	0	0	0	0	1	0
502	DuPage	0	0	0	0	0	0	0	37	0	1	1
509	Elgin	0	0	0	0	0	0	0	0	0	0	0
512	Harper	0	0	0	0	0	0	0	11	2	10	0
540	Heartland	0	0	0	0	0	0	0	0	0	0	0
519	Highland	0	0	2	0	0	0	0	0	0	0	0
514	Illinois Central	0	6	0	0	0	0	0	33	0	0	0
529	Illinois Eastern	(10)	(0)	(3)	(0)	(0)	(0)	(0)	(14)	(0)	(0)	(0)
	Frontier	0	0	0	0	0	0	0	0	0	0	0
	Lincoln Trail	0	0	0	0	0	0	0	14	0	0	0
	Olney Central	0	0	0	0	0	0	0	0	0	0	0
	Wabash Valley	10	0	3	0	0	0	0	0	0	0	0
513	Illinois Valley	1	0	0	0	0	0	0	0	0	6	0
525	Joliet	9	0	9	2	0	0	0	17	0	0	1
520	Kankakee	0	0	0	0	0	0	0	0	0	0	0
501	Kaskaskia	13	0	0	0	0	0	0	0	0	0	0
523	Kishwaukee	3	30	8	0	0	0	4	2	0	5	2
532	Lake County	0	0	0	0	0	0	0	0	5	7	0
517	Lake Land	12	18	10	0	1	23	0	30	0	0	0
536	Lewis & Clark	0	0	0	0	0	0	0	0	0	0	0
526	Lincoln Land	0	0	10	0	0	0	0	0	0	0	0
530	Logan	0	0	0	0	0	0	0	0	0	0	0
528	McHenry	0	0	0	0	0	0	0	2	0	4	0
524	Moraine Valley	0	0	0	0	0	0	0	0	0	0	0
527	Morton	0	0	0	0	0	0	0	0	0	0	0
535	Oakton	0	0	0	0	0	0	0	0	0	0	0
505	Parkland	6	2	0	2	0	0	0	0	0	0	0
515	Prairie State	0	0	0	0	0	0	0	0	0	0	0
521	Rend Lake	6	16	16	0	0	0	0	16	0	0	0
537	Richland	0	0	0	0	0	0	0	6	0	0	0
511	Rock Valley	0	0	0	0	0	0	0	0	0	0	0
518	Sandburg	0	0	7	0	0	0	0	0	0	0	0
506	Sauk Valley	0	0	0	0	0	0	0	0	0	0	0
531	Shawnee	0	0	0	0	0	0	0	0	0	0	0
510	South Suburban	0	0	0	0	0	0	3	0	0	0	0
533	Southeastern	0	0	0	0	0	0	0	22	0	0	0
522	Southwestern*	0	0	0	0	0	0	0	67	0	0	0
534	Spoon River	0	14	2	0	0	0	0	0	0	0	0
504	Triton	0	0	0	0	0	0	0	0	0	0	0
516	Waubensee	0	0	0	0	0	0	0	0	0	0	0
539	Wood	2	0	0	4	0	0	0	5	0	0	0
	TOTALS	78	94	74	41	1	23	15	263	7	34	4

*Formerly Belleville Area College

SOURCE OF DATA: Annual Enrollment & Completion Data (A1)

Illinois Community College Board
 Table III-9
 ANNUAL DUPLICATED COMPLETERS BY ACADEMIC PROGRAM BY COLLEGE
 FOR FISCAL YEAR 2003

Dist. No.	District/College	Landscaping 12.010605	Nursery Op/Mgmt 12.010606	Turf Mgmt 12.010607	Parks/Grounds Mgmt 12.010610	Nat. Resources Conservation, Gen 12.030101	Nat. Resources Mgmt & Policy 12.030201	Fstry Prod/Proc, Gen 12.030401	Wildlife Mgmt 12.030601	Fashion Merch 12.080102	Entrepreneurship 12.080301
503	Black Hawk	0	0	0	0	0	0	0	0	0	0
508	Chicago	(0)	(0)	(0)	(0)	(0)	(0)	(0)	(0)	(0)	(0)
	Daley	0	0	0	0	0	0	0	0	0	0
	Kennedy-King	0	0	0	0	0	0	0	0	0	0
	Malcolm X	0	0	0	0	0	0	0	0	0	0
	Olive-Harvey	0	0	0	0	0	0	0	0	0	0
	Truman	0	0	0	0	0	0	0	0	0	0
	Washington	0	0	0	0	0	0	0	0	0	0
	Wilbur Wright	0	0	0	0	0	0	0	0	0	0
507	Danville	4	0	0	0	0	0	0	0	0	0
502	DuPage	1	0	0	0	0	0	0	0	7	1
509	Elgin	0	0	0	0	0	0	0	0	0	0
512	Harper	8	0	2	2	0	0	0	0	9	0
540	Heartland	0	0	0	0	0	0	0	0	0	0
519	Highland	0	0	0	0	0	0	0	0	0	0
514	Illinois Central	0	0	2	0	0	0	0	0	0	0
529	Illinois Eastern	(0)	(0)	(0)	(0)	(0)	(0)	(0)	(0)	(0)	(0)
	Frontier	0	0	0	0	0	0	0	0	0	0
	Lincoln Trail	0	0	0	0	0	0	0	0	0	0
	Olney Central	0	0	0	0	0	0	0	0	0	0
	Wabash Valley	0	0	0	0	0	0	0	0	0	0
513	Illinois Valley	0	0	0	0	0	0	0	0	0	0
525	Joliet	0	0	2	0	0	0	0	0	3	0
520	Kankakee	0	0	0	0	0	0	0	0	0	0
501	Kaskaskia	0	0	0	0	0	0	0	0	0	0
523	Kishwaukee	9	3	10	0	0	0	0	0	0	0
532	Lake County	8	0	2	0	0	6	0	0	0	0
517	Lake Land	0	0	0	0	0	0	0	0	0	3
536	Lewis & Clark	0	0	2	0	0	0	0	0	0	0
526	Lincoln Land	4	0	0	0	0	0	0	0	0	0
530	Logan	0	0	0	0	0	0	0	0	5	0
528	McHenry	1	0	0	0	0	0	0	0	0	0
524	Moraine Valley	0	0	0	0	0	0	0	0	0	0
527	Morton	0	0	0	0	0	0	0	0	0	0
535	Oakton	0	0	0	0	0	0	0	0	0	0
505	Parkland	2	0	0	0	0	0	0	0	0	0
515	Prairie State	0	0	0	0	0	0	0	0	0	0
521	Rend Lake	0	0	0	0	0	0	0	0	0	0
537	Richland	0	0	0	0	0	0	0	0	0	0
511	Rock Valley	0	0	0	0	0	0	0	0	0	0
518	Sandburg	0	0	0	0	0	0	0	0	0	0
506	Sauk Valley	0	0	0	0	0	0	0	0	0	0
531	Shawnee	0	0	0	0	1	0	0	1	0	0
510	South Suburban	0	0	0	0	0	0	0	0	3	5
533	Southeastern	0	0	0	0	0	0	2	15	0	0
522	Southwestern*	0	0	0	0	0	0	0	0	0	0
534	Spoon River	0	0	0	0	0	0	0	0	0	0
504	Triton	2	0	0	0	0	0	0	0	0	0
516	Waubensee	0	0	0	0	0	0	0	0	0	0
539	Wood	0	0	0	0	0	0	0	0	0	0
	TOTALS	39	3	20	2	1	6	2	16	27	9

*Formerly Belleville Area College

SOURCE OF DATA: Annual Enrollment & Completion Data (A1)

Illinois Community College Board
Table III-9
ANNUAL DUPLICATED COMPLETERS BY ACADEMIC PROGRAM BY COLLEGE
FOR FISCAL YEAR 2003

Dist. No.	District/College	Ind Marketing 12 080702	Retailing 12 080705	Gen Mktg/Sales 12 080706	Gen Mktg Op 12 080708	Gen Distrib Op 12 080709	Rec Prod/Svcs Mktg Ops 12 080903	Insurance Mktg Ops 12 081001	Travel Svcs Mktg 12 081105	Journalism 12 090401	Radio/TV, Gen 12 090701	Ed Media Tech 12 100101
503	Black Hawk	0	24	0	0	0	0	0	0	0	0	0
508	Chicago	(0)	(0)	(10)	(0)	(0)	(0)	(0)	(3)	(0)	(24)	(0)
	Daley	0	0	0	0	0	0	0	0	0	0	0
	Kennedy-King	0	0	0	0	0	0	0	0	0	24	0
	Malcolm X	0	0	0	0	0	0	0	0	0	0	0
	Olive-Harvey	0	0	10	0	0	0	0	0	0	0	0
	Truman	0	0	0	0	0	0	0	0	0	0	0
	Washington	0	0	0	0	0	0	0	3	0	0	0
	Wilbur Wright	0	0	0	0	0	0	0	0	0	0	0
507	Danville	0	0	9	0	0	0	0	0	0	0	0
502	DuPage	0	0	43	0	0	0	0	79	0	0	10
509	Elgin	0	0	1	0	0	0	0	15	0	0	0
512	Harper	6	8	5	0	19	0	0	0	3	0	0
540	Heartland	0	0	0	0	0	0	1	0	0	0	0
519	Highland	0	0	0	0	0	0	0	0	0	0	0
514	Illinois Central	0	6	0	0	0	0	0	5	0	0	0
529	Illinois Eastern	(0)	(11)	(6)	(0)	(0)	(0)	(0)	(0)	(0)	(0)	(0)
	Frontier	0	0	0	0	0	0	0	0	0	0	0
	Lincoln Trail	0	0	0	0	0	0	0	0	0	0	0
	Olney Central	0	0	0	0	0	0	0	0	0	0	0
	Wabash Valley	0	11	6	0	0	0	0	0	0	0	0
513	Illinois Valley	0	0	4	0	0	0	0	0	0	0	0
525	Joliet	0	1	14	0	0	0	0	0	0	0	0
520	Kankakee	0	0	0	0	0	0	0	0	0	0	0
501	Kaskaskia	0	0	0	0	0	0	0	0	0	0	0
523	Kishwaukee	0	0	0	0	0	0	0	0	0	0	0
532	Lake County	0	0	10	0	0	0	0	0	0	0	0
517	Lake Land	0	17	14	0	0	0	0	0	0	6	0
536	Lewis & Clark	0	0	0	0	0	0	0	0	0	11	0
526	Lincoln Land	0	0	0	0	0	0	0	0	0	0	0
530	Logan	0	2	8	0	0	0	0	0	0	0	0
528	McHenry	0	0	0	0	0	0	0	0	0	0	0
524	Moraine Valley	0	6	0	0	0	4	0	19	0	0	0
527	Morton	0	0	0	0	0	0	0	0	0	0	0
535	Oakton	0	0	2	1	1	0	0	0	0	0	0
505	Parkland	0	0	6	0	0	0	0	1	0	2	0
515	Prairie State	0	0	0	0	0	0	0	0	0	0	0
521	Rend Lake	0	0	0	0	0	0	0	0	0	0	0
537	Richland	0	0	0	0	0	0	0	0	0	0	0
511	Rock Valley	0	0	2	0	0	0	0	0	0	0	0
518	Sandburg	0	0	5	0	0	0	0	0	0	0	0
506	Sauk Valley	0	0	10	0	0	0	0	0	0	0	0
531	Shawnee	0	0	0	0	0	0	0	0	0	0	0
510	South Suburban	0	1	2	0	0	0	0	0	0	0	0
533	Southeastern	0	0	0	0	0	0	0	0	0	0	0
522	Southwestern*	0	0	9	20	0	0	0	0	0	0	0
534	Spoon River	0	0	0	0	0	0	0	0	0	0	0
504	Triton	0	0	1	0	0	0	0	0	0	0	0
516	Waubonsee	0	0	0	1	0	0	0	1	0	0	0
539	Wood	0	0	1	0	0	0	0	0	0	0	0
	TOTALS	6	76	162	22	20	4	1	123	3	43	10

*Formerly Belleville Area College

SOURCE OF DATA: Annual Enrollment & Completion Data (A1)

Illinois Community College Board
Table III-9
ANNUAL DUPLICATED COMPLETERS BY ACADEMIC PROGRAM BY COLLEGE
FOR FISCAL YEAR 2003

Dist. No.	District/College	Radio/TV Prod 12 100104	Funeral Srves 12 120501	Cosmetologist 12 120403	Massage 12 120405	Nail Technology 12 120410	Baker/Pastry Chef 12 120501	Cul Arts/Chef Trng 12 120503	Restaurant Op Mngr 12 120504	Cook/Asst Training 12 120505	Teaching ESL 12 131401	Teacher Asst/Aide 12 131501
503	Black Hawk	1	0	0	0	0	0	0	0	0	0	0
508	Chicago	(0)	(14)	(62)	(0)	(0)	(18)	(65)	(0)	(0)	(0)	(0)
	Daley	0	0	0	0	0	0	0	0	0	0	0
	Kennedy-King	0	0	0	0	0	18	65	0	0	0	0
	Malcolm X	0	14	0	0	0	0	0	0	0	0	0
	Olive-Harvey	0	0	0	0	0	0	0	0	0	0	0
	Truman	0	0	62	0	0	0	0	0	0	0	0
	Washington	0	0	0	0	0	0	0	0	0	0	0
	Wilbur Wright	0	0	0	0	0	0	0	0	0	0	0
507	Danville	0	0	0	0	0	0	0	0	0	0	3
502	DuPage	0	0	0	28	0	12	14	5	0	0	0
509	Elgin	0	0	0	0	0	51	28	4	0	0	2
512	Harper	0	0	0	0	0	3	2	8	0	0	0
540	Heartland	0	0	0	0	0	0	0	0	0	0	0
519	Highland	0	0	15	0	0	0	0	0	0	0	0
514	Illinois Central	0	0	0	0	0	0	24	0	0	0	0
529	Illinois Eastern	(5)	(0)	(21)	(0)	(0)	(0)	(35)	(0)	(0)	(0)	(8)
	Frontier	0	0	0	0	0	0	0	0	0	0	7
	Lincoln Trail	0	0	0	0	0	0	35	0	0	0	1
	Olney Central	0	0	21	0	0	0	0	0	0	0	0
	Wabash Valley	5	0	0	0	0	0	0	0	0	0	0
513	Illinois Valley	0	0	0	12	0	0	1	0	0	0	0
525	Joliet	0	0	0	0	0	0	39	1	0	0	2
520	Kankakee	0	0	0	0	0	0	0	0	0	0	0
501	Kaskaskia	0	0	22	4	9	0	1	0	0	0	10
523	Kishwaukee	0	0	0	24	0	0	0	0	0	0	0
532	Lake County	0	0	0	0	0	0	11	10	0	0	0
517	Lake Land	0	0	34	0	0	0	55	0	0	0	9
536	Lewis & Clark	0	0	0	0	0	0	0	0	0	0	5
526	Lincoln Land	0	0	0	0	0	0	0	0	0	0	5
530	Logan	0	0	34	0	0	0	0	0	0	0	0
528	McHenry	0	0	0	0	0	0	0	0	0	0	0
524	Moraine Valley	0	0	0	0	0	0	0	3	0	0	10
527	Morton	0	0	0	12	0	0	0	0	0	0	0
535	Oakton	0	0	0	0	0	0	0	2	0	0	0
505	Parkland	0	0	0	0	0	0	0	6	0	10	0
515	Prairie State	0	0	0	0	0	0	0	0	0	0	11
521	Rend Lake	0	0	0	22	0	0	21	0	0	0	0
537	Richland	0	0	0	0	0	0	0	5	15	0	0
511	Rock Valley	0	0	0	0	0	0	0	0	0	0	0
518	Sandburg	0	15	38	0	0	0	0	0	0	0	0
506	Sauk Valley	0	0	0	0	0	0	0	0	0	0	0
531	Shawnee	0	0	8	14	0	0	0	0	0	0	0
510	South Suburban	0	0	0	0	0	0	0	0	0	0	10
533	Southeastern	0	0	24	0	0	0	12	0	0	0	0
522	Southwestern*	0	0	0	85	0	0	22	1	0	0	0
534	Spoon River	0	0	0	0	0	0	0	0	0	0	0
504	Triton	0	0	0	0	0	0	12	2	0	0	0
516	Waubonsee	0	0	0	20	0	0	0	0	0	0	0
539	Wood	0	0	0	0	0	0	0	0	0	0	0
	TOTALS	6	29	258	221	9	84	342	47	15	10	75

*Formerly Belleville Area College

SOURCE OF DATA: Annual Enrollment & Completion Data (A1)

Illinois Community College Board
Table III-9
ANNUAL DUPLICATED COMPLETERS BY ACADEMIC PROGRAM BY COLLEGE
FOR FISCAL YEAR 2003

Dist. No.	District/College	Architect Engineering Tech 12 150101	Civil Tech 12 150201	Comp Tech 12 150301	Electronic Tech 12 150303	Telecom Elec 12 150310	Electrical & Electronic Eng Tech 12 150399	Biomed Equip Tech 12 150401	Comp Srvc Tech 12 150402	Electromech Tech 12 150403	Instru Tech 12 150404	Robotics Tech 12 150405
503	Black Hawk	0	2	0	0	0	0	0	0	15	0	5
508	Chicago	(0)	(0)	(0)	(0)	(0)	(0)	(0)	(4)	(0)	(0)	(0)
	Daley	0	0	0	0	0	0	0	0	0	0	0
	Kennedy-King	0	0	0	0	0	0	0	0	0	0	0
	Malcolm X	0	0	0	0	0	0	0	0	0	0	0
	Olive-Harvey	0	0	0	0	0	0	0	4	0	0	0
	Truman	0	0	0	0	0	0	0	0	0	0	0
	Washington	0	0	0	0	0	0	0	0	0	0	0
	Wilbur Wright	0	0	0	0	0	0	0	0	0	0	0
507	Danville	0	0	0	0	0	0	0	0	0	0	0
502	DuPage	0	0	0	8	0	0	0	7	0	0	4
509	Elgin	0	0	0	15	0	0	0	0	0	0	0
512	Harper	0	0	0	10	0	0	0	0	0	0	0
540	Heartland	0	0	0	8	0	3	0	0	0	0	0
519	Highland	0	0	0	0	0	0	0	0	0	0	0
514	Illinois Central	0	0	0	25	0	0	0	0	0	0	7
529	Illinois Eastern	(0)	(0)	(0)	(6)	(43)	(0)	(0)	(0)	(0)	(0)	(0)
	Frontier	0	0	0	0	0	0	0	0	0	0	0
	Lincoln Trail	0	0	0	0	42	0	0	0	0	0	0
	Olney Central	0	0	0	0	1	0	0	0	0	0	0
	Wabash Valley	0	0	0	6	0	0	0	0	0	0	0
513	Illinois Valley	0	0	0	4	0	0	0	0	0	0	0
525	Joliet	0	0	0	12	0	0	0	0	0	0	0
520	Kankakee	1	0	0	2	0	0	0	0	0	0	0
501	Kaskaskia	0	0	0	21	0	0	0	0	0	0	0
523	Kishwaukee	0	0	0	3	0	0	0	0	0	0	0
532	Lake County	0	4	0	5	0	0	0	0	0	0	0
517	Lake Land	0	25	1	3	12	0	0	0	10	0	0
536	Lewis & Clark	0	0	0	0	0	0	0	0	0	0	0
526	Lincoln Land	0	0	0	5	0	0	0	0	0	0	0
530	Logan	0	0	1	45	0	0	0	0	0	0	0
528	McHenry	0	0	0	10	0	0	0	0	0	0	0
524	Moraine Valley	0	0	4	3	0	0	0	0	0	3	0
527	Morton	0	0	0	0	0	0	0	0	0	0	0
535	Oakton	0	0	0	7	0	0	0	1	0	0	0
505	Parkland	0	0	0	1	0	0	0	5	0	0	0
515	Prairie State	0	0	0	2	0	0	0	0	0	0	0
521	Rend Lake	0	0	72	0	0	0	0	0	0	0	0
537	Richland	0	0	0	0	0	0	0	0	0	0	0
511	Rock Valley	0	0	0	14	0	0	0	0	0	0	0
518	Sandburg	1	0	0	27	0	0	0	0	0	0	0
506	Sauk Valley	0	0	0	6	0	0	0	0	0	0	0
531	Shawnee	0	0	0	1	0	0	0	0	0	0	0
510	South Suburban	0	0	0	24	0	0	3	0	0	0	0
533	Southeastern	0	0	0	0	0	0	0	0	0	0	0
522	Southwestern*	0	0	0	40	0	0	0	0	0	0	0
534	Spoon River	0	0	0	6	0	0	0	0	0	0	0
504	Triton	0	0	0	0	0	0	0	14	0	0	0
516	Waubensee	0	0	0	1	0	0	0	3	0	0	4
539	Wood	0	0	0	0	0	0	0	0	0	0	0
	TOTALS	2	31	78	314	55	3	3	34	25	3	20

*Formerly Belleville Area College

SOURCE OF DATA: Annual Enrollment & Completion Data (A1)

Illinois Community College Board
Table III-9
ANNUAL DUPLICATED COMPLETERS BY ACADEMIC PROGRAM BY COLLEGE
FOR FISCAL YEAR 2003

Dist. No.	District/College	Automated Manuf Tech 12 150411	Envir/Pollution Tech 12 150507	Industrial Tech 12 150603	Plastic Tech 12 150607	Metallurgical Tech/Technician 12 150611	Quality Control Tech 12 150702	Mech Design Tech 12 150805	Comp-Aided Design 12 150810	Construct/Bldg Tech 12 151001	Surveying 12 151102
503	Black Hawk	2	0	3	0	0	0	0	3	0	0
508	Chicago	(0)	(18)	(0)	(0)	(0)	(0)	(0)	(30)	(0)	(0)
	Daley	0	0	0	0	0	0	0	0	0	0
	Kennedy-King	0	0	0	0	0	0	0	0	0	0
	Malcolm X	0	0	0	0	0	0	0	0	0	0
	Olive-Harvey	0	0	0	0	0	0	0	0	0	0
	Truman	0	0	0	0	0	0	0	0	0	0
	Washington	0	0	0	0	0	0	0	0	0	0
	Wilbur Wright	0	18	0	0	0	0	0	30	0	0
507	Danville	0	0	4	0	0	0	0	2	0	0
502	DuPage	4	0	2	2	0	0	0	4	0	0
509	Elgin	11	0	0	0	1	0	0	38	0	0
512	Harper	1	0	0	0	0	0	2	2	0	0
540	Heartland	0	0	0	0	0	0	0	3	0	0
519	Highland	0	0	12	0	0	0	0	0	0	0
514	Illinois Central	0	0	10	0	0	0	2	1	0	0
529	Illinois Eastern	(0)	(0)	(5)	(0)	(0)	(33)	(0)	(3)	(0)	(0)
	Frontier	0	0	0	0	0	23	0	0	0	0
	Lincoln Trail	0	0	0	0	0	0	0	3	0	0
	Olney Central	0	0	0	0	0	10	0	0	0	0
	Wabash Valley	0	0	5	0	0	0	0	0	0	0
513	Illinois Valley	1	0	0	0	0	0	0	8	0	0
525	Joliet	0	0	11	0	0	0	3	0	0	0
520	Kankakee	0	0	1	0	0	0	0	11	0	0
501	Kaskaskia	0	0	0	0	0	0	0	2	0	0
523	Kishwaukee	2	0	0	0	0	0	0	9	0	0
532	Lake County	1	0	0	0	0	0	5	12	3	0
517	Lake Land	4	0	0	0	0	0	0	31	0	0
536	Lewis & Clark	0	0	1	0	0	0	0	11	0	0
526	Lincoln Land	0	0	0	0	0	0	0	0	0	0
530	Logan	4	0	0	0	0	0	0	23	0	0
528	McHenry	0	0	0	5	0	0	11	2	0	0
524	Moraine Valley	2	0	0	0	0	8	7	11	0	0
527	Morton	0	0	0	0	0	0	0	9	0	0
535	Oakton	18	0	0	0	0	0	2	23	0	0
505	Parkland	0	0	8	0	0	0	0	3	0	1
515	Prairie State	0	0	0	0	0	0	1	7	0	0
521	Rend Lake	0	0	4	0	0	0	0	4	0	0
537	Richland	3	0	3	0	0	0	0	0	0	0
511	Rock Valley	0	0	7	0	0	7	0	9	0	0
518	Sandburg	0	0	0	0	0	0	4	0	0	0
506	Sauk Valley	0	0	0	0	0	1	4	16	0	0
531	Shawnee	0	0	0	0	0	0	0	0	0	0
510	South Suburban	1	0	0	0	0	0	0	14	0	0
533	Southeastern	0	0	0	0	0	0	0	0	0	0
522	Southwestern*	0	0	0	0	0	0	0	0	0	0
534	Spoon River	0	0	0	0	0	0	0	0	0	0
504	Triton	4	0	0	1	0	1	6	4	0	0
516	Waubonsee	2	0	0	0	0	2	0	6	0	0
539	Wood	0	0	0	0	0	0	0	3	0	0
	TOTALS	60	18	71	8	1	52	47	304	3	1

*Formerly Belleville Area College

SOURCE OF DATA: Annual Enrollment & Completion Data (A1)

Illinois Community College Board

Table V-5

NET ASSIGNABLE SQUARE FOOTAGE IN COMPLETED PERMANENT STATE FUNDED FACILITIES
BY HIGHER EDUCATION FACILITY INVENTORY ROOM USE CLASSIFICATION AS OF JUNE 30, 2003

Dist. No.	District/College	Classrooms	Laboratory	Office	Study	Athletic/ PE	Special Use	Theater/ Aud.	General Use	Support	Health Care	Unclass.	NASF	GSF
503	Black Hawk	52,238	84,313	52,253	24,480	37,520	9,188	2,235	30,639	26,502	507	0	319,875	429,823
508	Chicago													
50806	Daley	-	-	-	-	-	-	-	-	-	-	-	0	0
50801	Kennedy	70,194	145,241	71,990	13,961	70,073	6,841	11,138	28,182	15,303	0	6,840	439,763	673,846
50803	Malcolm	93,669	51,366	85,568	28,995	22,345	13,376	3,948	21,546	17,859	430	2,414	341,516	541,575
50805	Olive-Harvey	13,467	2,300	3,215	0	0	0	0	175	645	0	0	19,802	0
50804	Truman	83,973	53,755	73,850	29,175	0	2,275	5,700	33,355	10,985	0	0	293,068	437,500
50802	Washington	-	-	-	-	-	-	-	-	-	-	-	0	0
50807	Wright	-	-	-	-	-	-	-	-	-	-	-	0	0
50810	Central Office	6,797	3,310	82,590	703	0	2,460	0	22,373	22,133	0	14,197	154,563	226,546
507	Danville	35,402	57,134	23,622	1,370	28,414	604	0	9,868	28,866	0	10,390	195,670	234,919
502	DuPage	72,588	121,308	108,838	78,881	0	5,793	964	76,087	20,817	1,261	165	486,702	803,530
509	Elgin	35,634	34,072	43,486	18,575	0	3,327	0	22,719	6,099	0	0	163,912	293,535
512	Harper	78,212	118,045	99,918	37,048	0	8,806	22,918	33,557	31,542	829	0	430,875	707,792
540	Heartland	17,109	32,370	39,100	18,104	0	7,057	72	13,061	11,150	0	0	138,023	222,658
519	Highland	17,336	51,096	29,215	9,848	0	7,687	7,329	20,967	1,353	0	0	144,831	205,216
514	Illinois Central	47,521	74,422	66,262	28,726	21,398	9,561	18,944	80,936	16,084	1,261	1,228	366,343	522,642
529	Illinois Eastern													
52904	Frontier	5,948	517	2,772	7,840	0	0	0	630	668	0	0	18,375	22,762
52901	Lincoln Trail	15,312	17,010	11,846	6,447	20,960	0	9,010	13,376	10,863	0	0	104,824	104,027
52902	Olney	16,402	44,134	15,411	12,540	12,383	513	6,236	15,771	4,502	0	0	127,892	140,590
52903	Wabash Valley	10,068	31,966	7,078	6,871	27,480	892	9,277	10,927	7,892	0	0	112,451	141,821
52900	Central Office	0	0	4,360	0	0	0	0	96	520	0	0	4,976	6,698
513	Illinois Valley	26,092	46,146	25,726	8,659	24,576	0	0	2,191	5,334	0	48,691	187,415	309,240
525	Joliet	43,843	114,118	58,023	24,631	20,167	7,799	1,354	36,808	6,966	0	1,584	315,293	481,413
520	Kankakee	29,623	43,063	27,057	11,011	19,320	4,353	0	16,100	4,029	0	0	154,556	202,588
501	Kaskaskia	24,412	58,445	28,816	12,207	19,432	823	7,239	10,630	6,647	0	0	168,651	254,739
523	Kishwaukee	22,266	33,431	19,326	13,076	10,678	8,927	5,616	12,812	12,970	0	0	139,102	208,644
532	Lake County	41,671	60,071	48,296	37,985	0	14,102	0	20,711	13,979	619	0	237,434	392,224
517	Lake & Clark	42,788	76,663	37,352	32,475	22,670	1,087	4,500	7,900	3,534	100	0	229,069	315,889
536	Lewis & Clark	51,618	67,614	70,246	12,759	33,463	3,011	24,654	23,391	31,502	4,428	5,532	328,218	539,724
526	Lincoln Land	39,696	61,099	69,314	32,683	24,476	8,484	0	28,631	15,406	0	11,922	291,711	52,268
530	Logan	44,018	75,047	47,647	14,987	25,022	1,014	10,230	29,554	5,911	0	0	253,430	384,315
528	McHenry	25,517	39,005	43,154	34,198	0	5,186	0	2,624	7,862	0	0	157,546	221,828
524	Moraine Valley	82,051	124,340	74,528	29,830	29,764	5,052	3,804	31,897	6,756	0	0	388,022	545,242
527	Morton	19,029	45,598	24,303	4,240	11,942	3,033	3,144	15,055	11,539	0	0	137,883	235,718
535	Oakton	37,183	70,137	61,034	20,735	17,003	4,657	5,842	35,782	10,177	281	0	262,831	408,440
505	Parkland	59,411	107,452	78,159	33,840	23,865	7,901	9,501	31,140	23,992	0	0	375,261	544,801
515	Prairie State	40,364	55,387	38,851	6,983	8,943	6,891	2,346	32,627	7,633	0	0	200,025	333,697
521	Rend Lake	24,707	65,336	37,514	13,405	24,660	473	4,934	18,100	6,135	1,340	87,200	283,804	364,880
537	Richland	37,913	36,503	25,010	14,443	1,728	2,894	0	13,149	11,751	0	0	143,391	212,462
511	Rock Valley	36,060	80,323	54,743	37,712	44,418	961	9,889	36,213	14,643	0	0	314,962	456,347
518	Sandburg	22,210	31,400	22,217	11,306	12,214	1,129	651	15,344	1,892	0	0	118,363	170,114
506	Sauk Valley	28,045	56,738	26,690	12,920	17,310	3,630	0	20,517	10,860	0	0	176,710	353,290
531	Shawnee	12,111	11,683	16,151	7,181	11,755	453	5,670	9,829	4,001	0	0	78,834	117,632
510	South Suburban	75,018	73,866	64,909	31,964	0	2,212	13,714	33,773	7,766	0	9,750	312,972	567,118
533	Southeastern	12,847	26,858	17,814	11,195	19,440	827	10,611	20,453	4,133	0	0	124,178	207,774
522	Southwestern	37,499	64,008	71,794	16,202	32,880	12,685	4,622	26,832	15,895	0	0	282,417	412,924
534	Spoon River	25,136	53,172	19,474	13,617	0	858	3,214	8,289	11,308	0	0	135,068	216,767
504	Triton	111,499	203,408	104,850	30,460	8,675	13,491	4,996	61,837	3,606	2,159	0	544,981	794,694
516	Waubensee	47,584	38,761	27,624	24,210	23,067	4,630	7,817	2,424	376	0	893	177,386	292,074
539	Wood	<u>20,188</u>	<u>14,843</u>	<u>31,209</u>	<u>11,366</u>	<u>299</u>	<u>9,132</u>	<u>0</u>	<u>11,869</u>	<u>11,282</u>	<u>0</u>	<u>0</u>	110,188	167,978
TOTALS		1,792,269	2,756,874	2,093,205	889,844	728,340	214,075	242,119	1,050,747	511,668	13,215	200,806	10,493,162	15,480,304

SOURCE OF DATA: R3 records

Illinois Community College Board
Table V-6
NET ASSIGNABLE SQUARE FOOTAGE IN COMPLETED PERMANENT LOCALLY FUNDED FACILITIES
BY HIGHER EDUCATION FACILITY INVENTORY ROOM USE CLASSIFICATION AS OF JUNE 30, 2003

Dist. No.	District/College	Classrooms	Laboratory	Office	Study	Athletic/ PE	Special Use	Theater/ Aud.	General Use	Support	Health Care	Unclass.	NASF	GSF
503	Black Hawk	16,830	5,083	6,877	0	0	17,589	0	4,472	5,411	0	0	56,262	71,138
508	Chicago													
	Daley	85,778	112,863	80,485	25,080	25,110	11,450	6,027	41,443	27,638	0	16,247	432,121	572,686
	Kennedy	22,950	47,744	19,962	5,625	0	7,250	0	0	4,625	186	2,660	111,002	148,655
	Malcolm	7,337	14,865	2,746	0	0	931	0	1,587	100	1,200	0	28,766	37,168
	Olive-Harvey	85,233	62,145	59,682	19,875	36,520	2,325	8,785	23,161	43,384	0	0	341,110	413,160
	Truman	30,830	13,088	5,640	0	15,882	1,162	7,295	1,878	1,573	0	149	77,497	116,200
	Washington	70,384	42,415	60,757	14,746	0	3,770	0	20,472	10,672	0	0	223,216	345,300
	Wright	65,101	108,040	67,587	28,532	30,163	6,661	12,472	28,195	9,650	0	24,838	381,239	587,940
	Central Office Danville	-	-	-	-	-	-	-	-	-	-	-	-	-
507	DuPage	16,013	9,307	30,890	12,437	0	2,070	4,401	4,819	9,361	0	30,478	119,776	86,561
502	Elgin	64,264	78,654	48,089	808	80,166	29,758	26,987	27,277	29,673	0	1,636	387,312	557,262
509	Harper	46,735	112,594	39,594	3,435	23,324	1,655	29,425	21,638	6,680	0	0	285,080	383,380
512	Heartland	22,940	47,668	29,047	0	60,761	7,536	0	12,460	10,482	0	0	190,894	290,523
541	Highland	9,696	0	1,744	0	0	650	0	0	251	0	0	12,341	0
519	Illinois Central	2,978	1,170	9,283	0	52,548	1,402	0	6,366	9,977	0	0	83,724	108,394
514	Illinois Eastern	26,119	105,522	17,854	6,811	0	8,724	0	10,134	33,696	0	0	208,860	275,448
	Frontier	0	0	3,286	1,248	0	0	0	0	20,040	0	0	24,574	53,827
	Lincoln Trail	1,798	8,603	1,697	0	0	0	0	315	5,097	0	0	17,510	20,413
	Olney	-	-	-	-	-	-	-	-	-	-	-	-	-
	Wabash Valley	5,726	7,089	5,117	0	0	263	0	855	301	0	0	19,351	76,305
	Central Office Illinois Valley	-	-	-	-	-	-	-	-	-	-	-	-	-
513	Joliet	4,074	22,206	2,118	0	0	7,500	8,897	198	2,422	0	0	47,415	65,167
525	Kankakee	16,118	45,316	14,442	2,654	7,927	8,432	0	1,715	34,594	2,334	1,221	134,753	157,069
520	Kaskaskia	5,247	800	6,552	0	0	1,825	0	0	10,433	0	2,896	27,753	14,918
501	Kishwaukee	687	6,684	5,105	0	0	3,549	0	2,512	0	0	0	18,537	3,700
523	Lake County	27,034	88,368	29,664	7,468	3,683	4,812	5,968	34,195	13,506	630	0	215,328	261,268
532	Lake Land	47,188	42,397	40,565	817	30,814	11,475	24,228	20,584	27,632	104	0	245,804	336,348
517	Lewis & Clark	2,609	12,750	3,377	0	0	2,709	0	1,741	30,572	0	0	53,758	52,071
536	Lincoln Land	3,596	8,688	3,350	138	0	798	2,416	2,956	7,639	0	61,930	91,511	103,610
526	Logan	13,539	8,988	9,322	1,187	0	0	6,535	16,166	3,780	0	0	59,517	87,503
530	McHenry	7,993	13,024	10,657	0	0	0	0	1,897	9,179	0	0	42,750	64,113
528	Moraine Valley	13,625	20,338	18,085	2,085	14,218	4,605	4,554	22,723	5,423	0	0	105,656	163,427
524	Morton	5,156	19,362	28,678	160	0	2,461	19,051	21,185	12,397	0	0	108,450	151,661
527	Oakton	-	-	-	-	-	-	-	-	-	-	-	-	-
535	Parkland	28,940	21,661	19,677	5,815	0	1,244	0	14,281	11,805	375	27,000	130,798	217,308
505	Prairie State	2,626	12,427	2,404	0	0	0	0	298	0	0	0	17,755	0
515	Rend Lake	6,001	10,947	8,794	419	0	6,026	0	804	10,008	0	0	42,999	36,738
521	Richland	2,880	1,952	1,919	0	9,341	2,578	0	1,574	16,203	0	0	36,447	65,888
537	Rock Valley	1,539	2,300	1,786	0	2,683	5,296	4,686	5,251	3,115	0	0	26,656	44,607
511	Sandburg	21,886	45,693	18,358	8,744	288	3,650	18,568	4,443	10,071	244	417	132,362	185,386
518	Sauk Valley	18,551	34,714	9,650	1,856	5,919	156	2,868	7,050	75	4,756	8,236	93,831	112,304
506	Shawnee	0	0	0	0	0	0	0	0	0	0	41,031	41,031	51,040
531	South Suburban	11,920	2,486	2,219	0	0	0	0	1,131	95	0	0	17,851	20,965
510	Southeastern	0	0	1,652	0	27,396	0	0	0	7,027	0	0	36,075	97,833
533	Southwestern	6,695	10,559	2,190	0	0	0	0	0	1,075	0	0	20,519	28,865
522	Spoon River	48,842	70,272	15,292	8,641	0	0	1,876	17,875	9,765	0	0	172,563	234,908
534	Triton	-	-	-	-	-	-	-	-	-	-	-	-	-
504	Waubensee	0	0	2,923	0	1,200	0	0	11,218	15,366	0	0	30,707	41,743
516	Wood	76,427	17,213	38,310	1,072	0	0	5,160	11,705	26,532	0	542	176,961	270,129
539		<u>517</u>	<u>0</u>	<u>82</u>	<u>0</u>	<u>0</u>	<u>5,005</u>	<u>0</u>	<u>0</u>	<u>0</u>	<u>0</u>	<u>0</u>	5,604	6,808
	TOTAL	954,402	1,295,995	787,508	159,653	427,943	175,317	200,199	406,574	497,325	9,829	219,281	5,134,026	7,019,737

SOURCE OF DATA: R3 records

Illinois Community College Board
 Table V-7
 NET ASSIGNABLE SQUARE FOOTAGE IN TEMPORARY FACILITIES
 BY HIGHER EDUCATION FACILITY INVENTORY ROOM USE CLASSIFICATION AS OF JUNE 30, 2003

Dist. No.	District/College	Classrooms	Laboratory	Office	Study	Athletic/ PE	Special Use	General Use	Support	Unclass.	NASF	GSF
503	Black Hawk										0	0
508	Chicago											
50806	Daley	27,978	14,960	13,372	2,075	0	0	4,278	5,646	615	68,924	89,962
50801	Kennedy										0	0
50803	Malcolm										0	0
50805	Olive-Harvey	38,065	13,410	7,579	0	0	0	246	35,459	0	94,759	111,880
50804	Truman										0	0
50802	Washington										0	0
50807	Wright										0	0
50810	Central Office										0	0
507	Danville	18,264	6,901	28,493	0	0	0	2,168	21,109	39,536	116,471	197,191
502	DuPage										0	0
509	Elgin										0	0
512	Harper	0	0	0	0	0	0	0	2,992	0	2,992	3,648
540	Heartland										0	0
519	Highland	0	0	0	0	0	5,800	0	1,817	0	7,617	6,023
514	Illinois Central										0	0
529	Illinois Eastern										0	0
52904	Frontier										0	0
52901	Lincoln Trail	2,117	3,930	1,126	0	0	0	5,117	10,434	0	22,724	28,456
52902	Olney	3,057	24,094	1,068	0	0	0	0	2,992	0	31,211	36,336
52903	Wabash Valley										0	0
52900	Central Office										0	0
513	Illinois Valley										0	0
525	Joliet	0	2,790	8,689	0	7,571	8,432	0	28,208	1,221	56,911	58,749
520	Kankakee	5,247	0	6,381	0	0	0	0	10,323	2,896	24,847	35,930
501	Kaskaskia	687	6,684	5,105	0	0	0	2,512	0	0	14,988	17,993
523	Kishwaukee	0	0	1,759	0	0	0	4,159	6,251	0	12,169	15,050
532	Lake County	7,082	5,100	3,785	0	0	4,499	0	8,600	0	29,066	33,300
517	Lake Land	0	0	734	0	0	0	1,573	2,673	0	4,980	5,200
536	Lewis & Clark	0	936	514	0	0	0	2,752	4,068	0	8,270	9,200
526	Lincoln Land	10,082	5,270	11,559	310	0	6,531	652	9,668	1,108	45,180	367,872
530	Logan										0	0
528	McHenry	0	0	774	0	0	0	0	0	0	774	857
524	Moraine Valley	0	0	6,497	0	0	0	265	7,986	0	14,748	20,000
527	Morton										0	0
535	Oakton										0	0
505	Parkland	2,626	21,286	3,030	0	0	0	298	14,308	0	41,548	48,653
515	Prairie State	5,241	650	3,790	110	0	6,026	370	0	0	16,187	23,040
521	Rend Lake										0	0
537	Richland										0	0
511	Rock Valley	3,235	2,610	10,575	0	0	0	535	7,967	0	24,922	31,070
518	Sandburg										0	0
506	Sauk Valley										0	0
531	Shawnee	2,135	0	129	0	0	0	0	0	0	2,264	6,720
510	South Suburban										0	0
533	Southeastern	0	0	0	0	0	0	0	540	0	540	540
522	Southwestern	0	0	133	0	11,717	0	0	695	0	12,545	0
534	Spoon River										0	0
504	Triton										0	0
516	Waubonsee	360	7,741	0	0	0	0	0	13,010	0	21,111	21,647
539	Wood										0	0
	TOTALS	126,176	116,362	*****	2,495	19,288	31,288	24,925	194,746	45,376	675,748	1,169,317

SOURCE OF DATA: R3 records

Illinois Community College Board
Table V-8

NET ASSIGNABLE SQUARE FOOTAGE IN STATE-FUNDED FACILITIES UNDER CONSTRUCTION OR APPROVED FOR
CONSTRUCTION BY HIGHER EDUCATION FACILITY INVENTORY ROOM USE CLASSIFICATION AS OF AUGUST 1, 2003

<u>Dist. No.</u>	<u>District/College</u>	<u>Classrooms</u>	<u>Laboratory</u>	<u>Office</u>	<u>Study</u>	<u>PE</u>	<u>Special Use</u>	<u>Theater</u>	<u>General Use</u>	<u>Support</u>	<u>Unclass.</u>	<u>Total NASF</u>	<u>Total GSF</u>
507	Danville	0	2,193	1,335	0	0	0	0	2,536	528	4,533	11,125	--
514	Illinois Central	7,801	35,229	13,323	6,685	0	1,254	0	3,196	2,936	0	70,424	105,657
520	Kankakee	14,078	4,875	7,908	1,237	0	0	1,680	3,164	2,646	0	35,588	56,584
501	Kaskaskia	10,000	11,540	1,870	0	0	4,615	0	0	0	0	28,025	--
532	Lake County	40,620	62,880	15,430	9,320	0	2,040	0	6,758	6,740	8,360	152,148	226,546
517	Lake Land	0	0	14,650	7,888	0	0	9,540	9,722	0	0	41,800	54,091
536	Lewis & Clark	3,358	7,247	2,993	0	0	0	0	0	425	0	14,023	22,366
528	Lincoln Land	0	0	0	0	0	0	0	0	0	6,300	6,300	6,350
530	Logan	6,082	21,713	7,353	0	12,693	3,843	0	666	2,846	0	55,196	73,847
527	Morton	22,600	43,158	22,761	13,258	14,640	2,901	6,533	14,888	3,877	0	144,616	230,842
535	Oakton	27,345	56,966	46,356	13,219	11,087	7,954	4,689	17,878	6,516	0	192,010	303,107
537	Richland	41,480	39,082	26,796	14,443	4,411	8,190	4,686	19,758	14,866	0	173,712	245,892
522	Southwestern	900	0	240	0	0	0	0	460	0	0	1,600	2,400
534	Spoon River	14,407	49,632	14,911	11,023	0	769	0	13,392	8,676	0	112,810	159,111
539	John Wood	9,000	9,000	5,500	513	0	0	4,000	3,500	300	0	31,813	49,186
	Totals	197,671	343,515	181,426	77,586	42,831	31,566	31,128	95,918	50,356	19,193	1,071,190	1,535,979

SOURCE OF DATA: RAMP/CC Table C1.1 (FY 2004)

Illinois Community College Board
Table V-9
NET ASSIGNABLE SQUARE FOOTAGE IN LOCALLY FUNDED PERMANENT FACILITIES
UNDER CONSTRUCTION OR APPROVED FOR CONSTRUCTION AS OF AUGUST 1, 2003

<u>Dist. No.</u>	<u>District/College</u>	<u>Classrooms</u>	<u>Laboratory</u>	<u>Office</u>	<u>Study</u>	<u>PE</u>	<u>Special Use</u>	<u>Theater</u>	<u>General Use</u>	<u>Support</u>	<u>Unclass.</u>	<u>Total NASF</u>	<u>Total GSF</u>
509	Elgin	0	8,675	0	0	0	0	0	4,204	0	0	12,879	21,063
512	Harper	32,907	80,707	13,398	5,430	0	17,998	0	0	36,921	0	187,361	281,029
520	Kankakee	6,643	4,215	2,536	412	0	0	560	1,055	3,142	0	18,563	18,861
501	Kaskaskia	5,153	21,438	1,533	860	0	10,296	0	0	0	0	39,280	--
532	Lake County	25,696	12,980	12,291	1,985	0	24,022	0	0	9,650	0	86,624	134,094
517	Lake Land	0	0	19,533	10,517	0	0	12,720	12,963	0	0	55,733	72,121
526	Lincoln Land	0	0	0	0	0	0	0	0	0	2,100	2,100	2,150
527	Morton	0	0	0	0	0	0	0	0	4,676	0	4,676	4,876
535	Oakton	38,778	34,832	34,355	13,331	1,939	2,030	0	33,888	15,466	34,479	209,098	322,641
511	Rock Valley	916	2,850	20,264	1,700	0	2,620	0	10,560	16,741	0	55,651	62,721
534	Spoon River	9,688	4,625	3,984	2,561	0	0	3,118	4,552	2,550	0	31,078	51,491
	Totals	119,781	170,322	107,894	36,796	1,939	56,966	16,398	67,222	89,146	36,579	703,043	971,047

SOURCE OF DATA: RAMP/CC Table C1.1 (FY 2004)

Illinois Community College Board

Table V-10

TOTAL NET ASSIGNABLE SQUARE FEET OF PERMANENT FACILITIES BY ROOM USE CLASSIFICATION
PER 10TH DAY ON-CAMPUS FTE STUDENT AS OF JUNE 30, 2003 (COMPLETED, UNDER CONSTRUCTION, APPROVED,
OR APPROPRIATED)

Dist. No.	District/College	Fall FTE	Class	Labs	Office	Study	PE	Special	Theater	General	Support	Health	Unclass	Total NASF
503	Black Hawk	4,044	17.08	22.10	14.62	6.05	9.28	6.62	0.55	8.68	7.89	0.13	0.00	93.01
508	Chicago													
50806	Daley	6,639	12.92	17.00	12.12	3.78	3.78	1.72	0.91	6.24	4.16	0.00	2.45	65.09
50801	Kennedy	4,214	22.10	45.80	21.82	4.65	16.63	3.34	2.64	6.69	4.73	0.04	2.25	130.71
50803	Malcolm	5,725	17.64	11.57	15.43	5.06	3.90	2.50	0.69	4.04	3.14	0.28	0.42	64.68
50805	Olive-Harvey	4,504	21.91	14.31	13.96	4.41	8.11	0.52	1.95	5.18	9.77	0.00	0.00	80.12
50804	Truman	6,798	16.89	9.83	11.69	4.29	2.34	0.51	1.91	5.18	1.85	0.00	0.02	54.51
50802	Washington	4,651	15.13	9.12	13.06	3.17	0.00	0.81	0.00	4.40	2.29	0.00	0.00	48.00
50807	Wright	6,642	9.80	16.27	10.18	4.30	4.54	1.00	1.88	4.24	1.45	0.00	3.74	57.39
50810	Central Office													
507	Danville	1,724	29.83	38.54	31.62	8.01	16.48	1.55	2.55	8.52	22.18	0.00	23.71	183.00
502	DuPage	17,661	7.75	11.32	8.89	4.51	4.54	2.01	1.58	5.85	2.86	0.07	0.10	49.49
509	Elgin	5,347	15.41	29.05	15.54	4.12	4.36	0.93	5.50	9.08	2.39	0.00	2.41	87.92
512	Harper	8,209	16.33	30.02	17.34	5.17	7.40	4.18	2.79	5.61	9.62	0.10	22.82	109.98
540	Hearthland	2,780	9.64	11.64	14.69	6.51	0.00	2.77	0.03	4.70	4.10	0.00	0.00	54.09
519	Highland	1,539	13.20	33.96	25.02	6.40	34.14	5.91	4.76	17.76	7.36	0.00	0.00	148.51
514	Illinois Central	6,827	10.79	26.36	12.32	5.21	3.13	2.68	2.77	13.34	7.29	0.18	0.18	84.25
529	Illinois Eastern													
52904	Frontier	550	10.81	0.94	11.01	16.51	0.00	0.00	0.00	1.14	37.63	0.00	0.00	78.05
52901	Lincoln Trail	773	22.13	33.13	17.52	8.34	27.11	0.00	11.65	17.71	20.64	0.00	0.00	158.22
52902	Olney	1,112	14.75	39.68	13.86	11.28	11.13	0.46	5.61	14.18	4.05	0.00	0.00	115.00
52903	Wabash Valley	1,250	12.64	31.25	9.76	5.50	21.99	0.92	7.42	9.43	6.55	0.00	0.00	105.45
52900	Central Office	2,514	0.00	0.00	1.73	0.00	0.00	0.00	0.00	0.04	0.21	0.00	0.00	1.98
513	Illinois Valley	7,061	4.27	9.68	3.94	1.23	3.48	1.06	1.26	0.34	1.10	0.00	6.90	33.26
525	Joliet	1,931	31.05	82.56	37.52	14.13	14.55	8.40	0.70	19.95	21.52	1.21	1.45	233.04
520	Kankakee	2,907	14.28	16.54	12.43	3.93	6.65	2.13	0.19	5.90	6.06	0.00	7.38	69.21
501	Kaskaskia	2,510	12.05	34.48	14.12	5.21	7.74	5.84	2.88	5.24	2.65	0.00	15.65	74.57
523	Kishwaukee	7,768	6.35	15.68	6.31	2.64	1.85	1.77	1.49	6.05	3.41	0.08	0.00	45.63
532	Lake County	4,504	25.43	25.63	22.46	9.06	6.84	11.01	5.38	9.17	11.38	0.16	19.23	137.06
517	Lake Land	3,495	12.99	25.58	17.24	12.30	6.49	1.09	4.93	6.47	9.76	0.03	15.94	101.55
536	Lewis & Clark	4,267	12.94	17.88	17.25	3.02	7.84	0.89	6.34	6.18	9.17	1.04	15.81	98.37
526	Lincoln Land	3,389	15.71	20.68	23.20	9.99	7.22	2.50	1.93	13.22	5.66	0.62	4.14	104.26
530	Logan	3,151	16.50	27.95	18.50	4.76	7.94	0.32	3.25	9.98	4.79	0.00	0.00	93.98
528	McHenry	2,941	13.31	20.18	20.82	12.34	4.83	3.33	1.55	8.62	4.52	0.00	0.00	89.50
524	Moraine Valley	9,144	9.54	15.72	11.29	3.28	3.26	0.82	2.50	5.81	2.09	0.00	0.00	54.30
527	Morton	2,225	8.55	20.50	10.92	1.91	5.37	1.36	1.41	6.77	7.29	0.00	2.10	64.17
535	Oakton	5,587	18.78	22.67	20.60	7.14	3.39	1.42	1.05	15.03	6.70	6.29	42.26	128.21
505	Parkland	5,979	10.38	20.05	13.47	5.66	3.99	1.32	1.59	5.26	4.01	0.00	0.00	65.73
515	Prairie State	2,905	15.96	22.84	16.40	2.55	3.08	4.45	0.81	11.51	6.07	0.00	0.00	83.66
521	Rend Lake	2,158	12.78	31.18	18.27	6.21	15.76	1.41	2.29	9.12	10.35	0.62	40.41	148.42
537	Richland	1,915	20.60	20.26	13.99	7.54	2.30	4.28	2.45	9.61	7.76	0.00	0.00	88.79
511	Rock Valley	5,065	11.62	25.44	18.43	9.51	8.83	1.43	5.62	10.11	8.18	0.05	11.07	100.69
518	Sandburg	1,990	20.49	33.23	16.02	6.62	9.11	0.65	1.77	11.26	0.99	2.39	4.14	106.65
506	Sauk Valley	1,551	18.08	36.58	17.21	8.33	11.16	2.34	0.00	13.23	7.00	0.00	26.45	140.37
531	Shawnee	1,388	17.32	10.21	13.24	5.17	8.47	0.33	4.09	7.90	2.95	0.00	0.00	69.67
510	South Suburban	4,159	18.04	17.76	16.00	7.69	6.59	0.53	3.30	8.12	3.56	0.00	2.34	83.92
533	Southeastern	1,540	12.69	24.30	12.99	7.27	12.63	0.54	6.89	13.28	3.38	0.00	0.00	93.98
522	Southwestern	7,950	10.86	16.89	10.95	3.13	4.14	1.60	0.82	5.62	3.23	0.00	0.00	57.23
534	Spoon River	1,307	26.65	44.22	17.95	12.38	0.00	0.66	4.85	9.83	10.60	0.00	23.78	142.75
504	Triton	7,775	14.34	26.16	13.86	3.92	1.27	1.74	0.64	9.40	2.44	0.28	0.00	74.04
516	Waubonsee	4,032	30.76	13.88	16.35	6.27	5.72	1.15	3.22	3.50	6.67	0.00	0.36	87.88
539	Wood	1,545	13.41	9.61	20.26	7.36	0.19	9.15	0.00	7.68	7.30	0.00	0.00	74.97
	TOTALS	205,640	13.94	20.54	14.53	5.28	5.63	2.17	2.23	7.41	5.34	0.29	5.46	80.72

SOURCES OF DATA: R3 records

Illinois Community College Board

Table V-11

TOTAL PROTECTION, HEALTH, AND SAFETY PROJECTS APPROVED

Dist. No.	District	# of Projects Approved		Total	Total Budgeted Amounts
		Bond Issues	Tax Levy		
503	Black Hawk	0	64	64	\$14,110,792
508	Chicago	0	0	0	\$0
507	Danville	13	13	26	\$6,509,022
502	DuPage	0	0	0	\$0
509	Elgin	0	4	4	\$499,024
512	Harper	5	83	88	\$26,344,469
540	Heartland	0	8	8	\$875,883
519	Highland	1	44	45	\$7,961,156
514	Illinois Central	0	66	66	\$17,357,463
529	Illinois Eastern	64	0	64	\$15,960,245
513	Illinois Valley	1	73	74	\$17,650,551
525	Joliet	9	25	34	\$9,168,547
520	Kankakee	0	1	1	\$182,500
501	Kaskaskia	1	34	35	\$7,624,503
523	Kishwaukee	0	16	16	\$2,374,974
532	Lake County	3	58	61	\$10,789,961
517	Lake Land	1	76	77	\$11,648,460
536	Lewis & Clark	4	1	5	\$8,674,800
526	Lincoln Land	12	6	18	\$8,655,917
530	Logan	6	20	26	\$6,715,915
528	McHenry	0	2	2	\$1,904,456
541	Metropolitan	1	0	1	\$475,000
524	Moraine Valley	0	39	39	\$21,046,466
527	Morton	2	4	6	\$6,593,568
535	Oakton	0	11	11	\$1,977,651
505	Parkland	0	40	40	\$17,510,000
515	Prairie State	7	14	21	\$11,736,167
521	Rend Lake	25	33	58	\$9,287,554
537	Richland	1	23	24	\$5,494,719
511	Rock Valley	0	92	92	\$22,201,913
518	Sandburg	1	34	35	\$5,888,854
506	Sauk Valley	2	46	48	\$9,298,801
531	Shawnee	1	4	5	\$2,317,225
510	South Suburban	17	43	60	\$11,802,674
533	Southeastern	3	0	3	\$1,395,532
522	Southwestern	3	93	96	\$16,620,722
534	Spoon River	19	7	26	\$8,003,507
504	Triton	0	75	75	\$16,613,137
516	Waubonsee	0	37	37	\$8,466,375
539	Wood	<u>0</u>	<u>24</u>	<u>24</u>	<u>\$1,651,831</u>
TOTALS		202	1213	1415	\$353,390,334

SOURCE OF DATA: ICCB Records

Illinois Community College Board

Table V-12

BUDGETED REVENUE FOR COMMUNITY COLLEGE CONSTRUCTION

DISTRICT	COLLEGE NAME	PROJECT NAME	Budgeted Revenue			APPROVED/FINAL PROJECT COST	FINAL PROJECT COST*
			LOCAL	STATE	FEDERAL		
503	Black Hawk	ADA Accessible Restrooms-E.Campus Bldg 3	\$90,750			\$90,750	\$86,672
503	Black Hawk	Agriculture Education Center	\$717,000	\$825,000		\$1,542,000	\$1,594,109
503	Black Hawk	BHC Technology Ctr. Remodeling	\$639,952			\$639,952	\$640,005
503	Black Hawk	District Energy Conservation	\$190,801			\$190,801	\$187,103
503	Black Hawk	HVAC & Window Units-Kewanee	\$270,400			\$270,400	\$254,570
503	Black Hawk	HVAC Replacement-Kewanee Bldg 1-5	\$164,780			\$164,780	\$210,613
503	Black Hawk	Life Safety Renovations	\$30,955			\$30,955	
503	Black Hawk	Q.C. Campus Lobby Renovations		\$792,406		\$792,406	\$765,696
503	Black Hawk	Remodel Corporate Center	\$274,042			\$274,042	
503	Black Hawk	Rock Island Technology Center Donation	\$0			\$0	\$0
503	Black Hawk	Roof Replacement Bldg 3 Q.C.	\$411,000			\$411,000	\$415,998
503	Black Hawk	Site Acquisition	\$370,000			\$370,000	
503	Black Hawk East	Life Safety Projects	\$750,910			\$750,910	\$746,164
503	Black Hawk East	Life Safety Upgrades	\$256,900			\$256,900	\$264,585
503	Black Hawk East	Rehabilitate Building 4	\$201,429			\$201,429	
503	Black Hawk Quad	ADA Accessibility Projects	\$134,800			\$134,800	\$132,706
503	Black Hawk Quad	ADA Alterations	\$330,300			\$330,300	
503	Black Hawk Quad	ADA Door Openers	\$98,700			\$98,700	
503	Black Hawk Quad	ADA Modifications	\$455,620			\$455,620	
503	Black Hawk Quad	Allied Health Remodeling Bld 3	\$258,400			\$258,400	\$259,841
503	Black Hawk Quad	Art/Music Dept.Renovations	\$668,000			\$668,000	\$669,022
503	Black Hawk Quad	Asbestos Removal	\$359,800			\$359,800	
503	Black Hawk Quad	Chemical Storage Alterations	\$67,051			\$67,051	\$67,051
503	Black Hawk Quad	Cooling Tower Replacement	\$164,880			\$164,880	
503	Black Hawk Quad	Direct Service Addition	\$1,210,000			\$1,210,000	
503	Black Hawk Quad	Drainage Repairs	\$25,000			\$25,000	
503	Black Hawk Quad	Efficient Lighting Upgrade	\$314,400			\$314,400	\$316,630
503	Black Hawk Quad	Elevator Code Modifications	\$101,765			\$101,765	
503	Black Hawk Quad	Elevator Cylinder Replacement	\$29,000			\$29,000	\$28,334
503	Black Hawk Quad	Energy Conservation Measures	\$318,850			\$318,850	
503	Black Hawk Quad	Energy Mgmt. System	\$29,955			\$29,955	
503	Black Hawk Quad	Fire Alarm Update	\$132,401			\$132,401	
503	Black Hawk Quad	Hazardous Boiler Replacement	\$81,944			\$81,944	\$81,944
503	Black Hawk Quad	HVAC Repairs	\$96,500			\$96,500	
503	Black Hawk Quad	HVAC Replacement QCTC	\$34,876			\$34,876	
503	Black Hawk Quad	Life Safety Projects	\$302,887			\$302,887	\$324,795
503	Black Hawk Quad	Life Safety Upgrades	\$203,600			\$203,600	\$206,442
503	Black Hawk Quad	Moisture Protection/Plumbing	\$136,200			\$136,200	
503	Black Hawk Quad	Moisture Protection	\$189,170			\$189,170	
503	Black Hawk Quad	Pool Repairs	\$140,000			\$140,000	
503	Black Hawk Quad	Renovate Outreach Center		\$192,150		\$192,150	
503	Black Hawk Quad	Reroof Three Buildings	\$161,809			\$161,809	
503	Black Hawk Quad	Retube Boiler	\$107,000			\$107,000	
503	Black Hawk Quad	Roof Improvement/Bldgs 2&3	\$273,121			\$273,121	\$272,821
503	Black Hawk Quad	Sewer & Erosion Repairs	\$94,100			\$94,100	
503	Black Hawk Quad	Stairway Replacement	\$75,054			\$75,054	\$75,054
503	Black Hawk Quad	Storm Drainage Rep. Phase IV	\$96,800			\$96,800	
503	Black Hawk Quad	Structural Repairs	\$100,300			\$100,300	
503	Black Hawk Quad	Underground Storage Tank Repl	\$29,500			\$29,500	\$48,882
		Subtotal	\$11,190,702	\$1,809,556	\$0	\$13,000,258	\$7,649,037
508	Chicago Daley	Asbestos Abatement		\$50,000		\$50,000	
508	Chicago Daley	Exterior Improvements		\$200,000		\$200,000	
508	Chicago Daley&OH	Olive-Harvey Window Covering		\$139,030		\$139,030	
508	Chicago Kennedy	Exterior Painting and Caulk		\$287,303		\$287,303	
508	Chicago Malcolm X	Renovate Locker Rooms		\$400,000		\$400,000	
508	Chicago Olive Harvey	Renovate Building 5		\$550,000		\$550,000	
508	Chicago Truman	Remodel Truman College	\$1,675,000			\$1,675,000	
508	Chicago Wright	Repair Masonry Walls & Roof		\$1,450,000		\$1,450,000	\$1,079,875
508	Chicago Wright	Replacement of Pool Filtration		\$160,000		\$160,000	
508	Daley	Daley Window Coverings		\$125,000		\$125,000	
		Subtotal	\$1,675,000	\$3,361,333	\$0	\$5,036,333	\$1,079,875

Illinois Community College Board

Table V-12

BUDGETED REVENUE FOR COMMUNITY COLLEGE CONSTRUCTION

DISTRICT	COLLEGE NAME	PROJECT NAME	Budgeted Revenue			APPROVED/FINAL PROJECT COST	FINAL PROJECT COST*
			LOCAL	STATE	FEDERAL		
507	Danville	Asbestos/Radon Survey	\$96,554			\$96,554	
507	Danville	Auto Door Openers		\$6,850		\$6,850	
507	Danville	Bremer Conf Ctr Electrical Sys	\$120,650			\$120,650	\$85,508
507	Danville	Clock Tower Center-Art Painting Lab	\$56,900	\$150,200		\$207,100	\$230,188
507	Danville	Clock Tower Center-LRC Renovations		\$96,537		\$96,537	\$96,537
507	Danville	Clock Tower Center-LRC Renovations	\$1,124,663	\$0		\$1,124,663	\$1,217,049
507	Danville	College Center Repairs		\$66,500		\$66,500	
507	Danville	Conf. Center Code Corrections	\$273,700			\$273,700	
507	Danville	Curb/Parking Lot Improvements	\$24,408	\$149,350		\$173,758	\$114,970
507	Danville	Domestic Water System Repair	\$435,000			\$435,000	
507	Danville	Electrical Power Distribution	\$732,300			\$732,300	
507	Danville	Emergency Lighting -classrooms	\$38,460			\$38,460	\$19,740
507	Danville	Emergency Lighting Upgrade	\$47,070			\$47,070	\$7,083
507	Danville	Energy Conservation	\$33,272			\$33,272	
507	Danville	Energy Management System		\$152,400		\$152,400	\$153,306
507	Danville	Fuel Oil Tank Replacement	\$28,399			\$28,399	
507	Danville	Infrastructure Rehab/Plan.	\$1,161,500	\$3,484,500		\$4,646,000	
507	Danville	Install Automatic Door		\$6,500		\$6,500	
507	Danville	Lincoln Hall Construction	\$1,575,700	\$4,727,100		\$6,302,800	\$8,976,950
507	Danville	Maintenance Plant Ventilation/HVAC Upgrade	\$101,500			\$101,500	\$71,143
507	Danville	Mary Miller Center Remodeling	\$678,000			\$678,000	\$746,025
507	Danville	Mary Miller Center Roof	\$65,000			\$65,000	\$39,750
507	Danville	Mary Miller Code Corrections	\$222,600			\$222,600	\$107,100
507	Danville	Natural Gas Pipe Replacement	\$36,500			\$36,500	
507	Danville	Operations Facility Addition	\$298,600			\$298,600	\$381,742
507	Danville	Orn. Horticulture Code Correct	\$200,600			\$200,600	\$25,000
507	Danville	Parking Lot Overlay-Southwest Parking Area		\$204,600		\$204,600	\$201,965
507	Danville	Physical Plant Code Correct.	\$480,300			\$480,300	\$144,671
507	Danville	Porch Columns Replacement-Clock Tower Center		\$52,000		\$52,000	\$17,066
507	Danville	Pump House Roof Replacement	\$48,000			\$48,000	\$30,970
507	Danville	Renovate Vermillion, Cannon, & Prairie Halls	\$3,466,000	\$10,399,000		\$13,865,000	\$12,888,613
507	Danville	Repair Gazebo		\$12,475		\$12,475	
507	Danville	Repair Porches/Bldg. 17		\$53,270		\$53,270	
507	Danville	Repair Roof-Bldg. 17		\$77,086		\$77,086	
507	Danville	Roof Repairs	\$595,847			\$595,847	
507	Danville	Roof Replacement Orn.Hort.Bldg	\$32,650			\$32,650	\$21,029
507	Danville	Roof Replacement-Bremer	\$61,450			\$61,450	\$38,036
507	Danville	Roof/Tech Center		\$82,010		\$82,010	
507	Danville	Sanitary Sewer Replacement	\$206,500			\$206,500	
507	Danville	Seal Coating Parking Areas		\$10,058		\$10,058	
507	Danville	Site Utilities for New Blding		\$3,500,000		\$3,500,000	
507	Danville	Tech Center/Parking Lots		\$70,000		\$70,000	
507	Danville	Technology Center Addition	\$651,800			\$651,800	\$623,495
507	Danville	Technology Center Mechanical/Electrical Rehab	\$128,880			\$128,880	\$119,039
507	Danville	Tuckpointing Buildings 6 & 7	\$257,330			\$257,330	\$257,330
507	Danville	Tuckpointing/masonry-Cannon	\$155,490			\$155,490	\$155,490
507	Danville	Unit Ventilator Heater Replacements	\$184,770			\$184,770	\$113,495
507	Danville	Utility Tunnel Replacement	\$1,566,200			\$1,566,200	
507	Danville	Walks, Curbs, & Parking Lots		\$194,800		\$194,800	\$194,800
		Subtotal	\$15,186,593	\$23,495,236	\$0	\$38,681,829	\$27,078,089
502	DuPage	Auto Lab Expansion Building	\$740,000			\$740,000	
502	DuPage	Ceiling Replacement	\$83,595	\$179,800		\$263,395	
502	DuPage	Construct Extension Centers	\$3,572,800			\$3,572,800	
502	DuPage	Fitness Room Addition	\$348,000			\$348,000	
502	DuPage	Land/North Regional Site	\$650,000			\$650,000	
502	DuPage	Lighting/Ceiling Renovations		\$424,922		\$424,922	
502	DuPage	Parking Lot Expansion	\$928,940			\$928,940	
502	DuPage	Parking Lot Expansion	\$975,387			\$975,387	
502	DuPage	Renovate Park Lots 8 to 12	\$636,911	\$227,538		\$864,449	
502	DuPage	Renovate Parking Lots 1-5	\$229,060	\$227,538		\$456,598	

Illinois Community College Board

Table V-12

BUDGETED REVENUE FOR COMMUNITY COLLEGE CONSTRUCTION

DISTRICT	COLLEGE NAME	PROJECT NAME	Budgeted Revenue			APPROVED/FINAL PROJECT COST	FINAL PROJECT COST*
			LOCAL	STATE	FEDERAL		
502	DuPage	Resurfacing Projects		\$562,940		\$562,940	\$526,859
502	DuPage	Roadway Renovations		\$224,080		\$224,080	
502	DuPage	Roof Replacement -PE	\$220,400			\$220,400	\$601,281
502	DuPage	Site Acquisition/Naperville	\$449,757			\$449,757	
502	DuPage	SRC Addition	\$16,830,000			\$16,830,000	
502	DuPage	Student Resource Ctr - 3rd Fl.		\$2,180,400		\$2,180,400	
502	DuPage	Warehouse Expansion	\$613,340			\$613,340	
		Subtotal	\$26,278,190	\$4,027,218	\$0	\$30,305,408	\$1,128,139
509	Elgin	Accessibility Modifications	\$38,045			\$38,045	
509	Elgin	Advanced Technology Center Remodeling		\$2,050,000		\$2,050,000	\$2,235,676
509	Elgin	Applied Business Technology Addition	\$3,153,554			\$3,153,554	\$3,476,585
509	Elgin	Business/Industry Conf. Ctr.	\$5,500,000			\$5,500,000	
509	Elgin	Chiller Replacement	\$200,000	\$265,500		\$465,500	\$474,461
509	Elgin	Construct Applied Techn.	\$1,145,750			\$1,145,750	
509	Elgin	Construct Maintenance Bldg.	\$239,533			\$239,533	
509	Elgin	Deck Restoration/Waterproofing		\$162,300		\$162,300	\$256,189
509	Elgin	Fleetwood Drive Land and Building Acquisition	\$2,500,000			\$2,500,000	\$2,564,812
509	Elgin	HVAC Modifications	\$40,740			\$40,740	
509	Elgin	Moisture Protection	\$92,739			\$92,739	
509	Elgin	New Classroom Building	\$1,450,500	\$12,906,700		\$14,357,200	
509	Elgin	Plaza Deck Restoration/Waterproofing - Ph IV	\$336,000			\$336,000	\$266,590
509	Elgin	Plaza Deck Restoration/Waterproofing Ph III		\$218,800		\$218,800	\$200,560
509	Elgin	Repair of Parking Lots		\$241,675		\$241,675	
509	Elgin	Resurface Parking Lot 1	\$3,456	\$75,544		\$79,000	
509	Elgin	Resurface Parking Lot 1		\$75,544		\$75,544	
509	Elgin	Roof Repairs/Paving		\$127,818		\$127,818	
509	Elgin	Site Acquisition	\$2,061,300			\$2,061,300	
509	Elgin	Student Resource Center/ADA Remodeling		\$175,423		\$175,423	\$175,423
509	Elgin	Visual/Perf. Arts Phase	\$23,260,694			\$23,260,694	
		Subtotal	\$40,022,311	\$16,299,304	\$0	\$56,321,615	\$9,650,296
512	Harper	650 Higgins Road Purchase/Remodeling	\$4,000,000	\$1,000,000		\$5,000,000	\$5,000,000
512	Harper	AC/Dehumidification at Wellness/Sports Ctr.	\$599,203			\$599,203	\$610,639
512	Harper	Accessibility Improvements	\$108,859			\$108,859	
512	Harper	Accessibility Renovations	\$54,000			\$54,000	
512	Harper	Acoustic Baffles rplcmt-Bld.M	\$216,033			\$216,033	\$128,914
512	Harper	ADA Restroom Renovat. N.E. Ctr	\$133,623			\$133,623	\$133,623
512	Harper	ADA Sidewalk Improvements	\$108,687			\$108,687	\$110,762
512	Harper	ADA/Accessibility	\$159,000			\$159,000	
512	Harper	Asbestos Abatement - Campus Wide	\$200,000			\$200,000	\$210,000
512	Harper	Asbestos Abatement N.E. Ctr.	\$53,213			\$53,213	\$53,213
512	Harper	Asbestos Abatement Work	\$72,338			\$72,338	
512	Harper	Auto Door Opener Replacements	\$45,070			\$45,070	\$40,841
512	Harper	Auto Door Openers	\$80,605			\$80,605	\$73,041
512	Harper	Bldg. F - Life Safety	\$1,500,000			\$1,500,000	
512	Harper	Bldings D/E Buried Hot Water Pipe Rplcmnt.	\$155,050			\$155,050	\$104,089
512	Harper	Building B Boiler Repairs	\$110,000			\$110,000	
512	Harper	Building E Improvements	\$499,777			\$499,777	\$499,777
512	Harper	Building F Code Corrections	\$1,009,000			\$1,009,000	
512	Harper	Building I Code Corrections	\$676,268			\$676,268	
512	Harper	Cafeteria Washroom Renovation		\$235,808		\$235,808	\$185,517
512	Harper	Campus Sidewalk Repair-Ph II	\$273,088			\$273,088	\$237,321
512	Harper	Campus Sidewalk Replacement	\$86,652			\$86,652	\$87,598
512	Harper	Chair Lift Replacement-Bld D	\$85,893			\$85,893	\$83,735
512	Harper	Construct Instruc. Bldg.	\$12,589,800			\$12,589,800	
512	Harper	Cooling Tower Enclosures	\$235,347			\$235,347	\$205,041
512	Harper	Electric/Safety Hazard Repairs	\$31,073			\$31,073	\$31,073
512	Harper	Electrical Distribution Upgrade	\$276,394			\$276,394	\$276,394
512	Harper	Electrical Switch Installation	\$210,000			\$210,000	\$151,937
512	Harper	Electrical Upgrades in Vault Area	\$266,120			\$266,120	\$237,623
512	Harper	Electrical/Mech. Repairs	\$1,469,550			\$1,469,550	

Illinois Community College Board

Table V-12

BUDGETED REVENUE FOR COMMUNITY COLLEGE CONSTRUCTION

DISTRICT	COLLEGE NAME	PROJECT NAME	Budgeted Revenue			APPROVED/FINAL	FINAL
			LOCAL	STATE	FEDERAL	PROJECT COST	PROJECT COST*
512	Harper	Elevator Accessibility	\$72,500			\$72,500	
512	Harper	Emergency Telephone Install.	\$33,000			\$33,000	
512	Harper	Filter System Repair	\$143,298			\$143,298	
512	Harper	Fire Sprinkler Installation	\$199,750			\$199,750	
512	Harper	Fire Supression System	\$25,000			\$25,000	
512	Harper	Fire System Corrections	\$176,371			\$176,371	
512	Harper	Gas Main Replacement	\$96,672			\$96,672	\$78,176
512	Harper	Hazardous Bleacher Repair	\$100,000			\$100,000	
512	Harper	HVAC Modifications- Blding E	\$87,625			\$87,625	\$87,625
512	Harper	HVAC Repairs	\$1,062,099			\$1,062,099	\$803,498
512	Harper	Install Accessible Drinking	\$200,000			\$200,000	
512	Harper	Life Safety Alterations	\$380,148			\$380,148	
512	Harper	Life Safety Improvements Bld.M	\$648,911			\$648,911	\$661,296
512	Harper	Lighting Upgrade-NE Center	\$130,434			\$130,434	\$130,434
512	Harper	Lighting Upgrades- Bldings D&H	\$238,700			\$238,700	\$163,834
512	Harper	Masonry Repairs-Bldg. M	\$136,037			\$136,037	\$80,081
512	Harper	Moisture Protection-NE Ctr	\$178,000			\$178,000	
512	Harper	NE Center Parking Lot Lighting	\$101,230			\$101,230	\$101,230
512	Harper	Parking Lot 1 extension		\$142,560		\$142,560	
512	Harper	Parking Lot Restoration	\$142,000			\$142,000	
512	Harper	Partial Roof Replacement-D & J		\$327,800		\$327,800	\$310,592
512	Harper	Pool Lighting Replacement-Wellness/Sports Cen	\$137,170			\$137,170	\$139,788
512	Harper	Power Distribution System	\$317,250			\$317,250	
512	Harper	Refrigerant Conversion	\$242,681			\$242,681	
512	Harper	Repair HVAC Bldg. V	\$50,000			\$50,000	
512	Harper	Repair Parking Lot #3	\$85	\$155,230		\$155,315	
512	Harper	Repair Parking Lots		\$144,831		\$144,831	
512	Harper	Repair Parking Lots 1 and 12		\$112,000		\$112,000	
512	Harper	Repair Rest Rooms Bldg. D	\$438,500			\$438,500	
512	Harper	Repair Roofs Bldgs A & D	\$400,000			\$400,000	
512	Harper	Repair Roofs Bldgs B,E,I,J	\$385,000			\$385,000	
512	Harper	Repalce Wheelchair Lifts	\$75,000			\$75,000	
512	Harper	Replace Light Fixtures-Bld. M	\$108,388			\$108,388	\$107,203
512	Harper	Replace Underground Storage	\$190,000			\$190,000	
512	Harper	Restroom Modif.-Bldg. A	\$459,044			\$459,044	\$374,694
512	Harper	Roof Replacement-Bldg F	\$235,000			\$235,000	
512	Harper	Roof Replacement-NE Center	\$444,000			\$444,000	
512	Harper	Roof Replacement-Wellness/Sports Center	\$489,305			\$489,305	\$319,170
512	Harper	Roof&Ceiling-Building D		\$145,841		\$145,841	
512	Harper	Site Acquisition/Northeast	\$2,000,000			\$2,000,000	
512	Harper	Steam/Condensate Piping Replacement/Blding H	\$142,338			\$142,338	\$128,150
512	Harper	Tuckpointing	\$440,008			\$440,008	\$453,539
512	Harper	Ventilation Modif. - Blding T	\$66,325			\$66,325	\$13,635
512	Harper	Water Main Extension	\$247,925			\$247,925	
		Subtotal	\$36,324,437	\$2,264,070	\$0	\$38,588,507	\$12,414,083
540	Heartland	ADA Compliance	\$27,500			\$27,500	\$13,951
540	Heartland	Classroom Addition 2002	\$3,972,350			\$3,972,350	\$4,120,799
540	Heartland	Emergency Exit Lighting System	\$38,150			\$38,150	\$30,930
540	Heartland	Emergency Generator	\$461,100			\$461,100	\$457,302
540	Heartland	Emergency Notification System	\$83,000			\$83,000	\$83,313
540	Heartland	Energy Conservation Project	\$63,000			\$63,000	\$25,476
540	Heartland	Equipment for New Campus		\$2,500,000		\$2,500,000	\$2,500,000
540	Heartland	PHS Projects	\$60,500			\$60,500	\$55,923
540	Heartland	Safety/Security Access System	\$106,633			\$106,633	\$100,324
540	Heartland	Site Acquisition	\$2,100,000			\$2,100,000	
540	Heartland	Snow Guard Installation	\$36,000			\$36,000	\$37,189
540	Heartland	Space Renovations	\$98,125			\$98,125	
		Subtotal	\$7,046,358	\$2,500,000	\$0	\$9,546,358	\$7,425,207
519	Highland	ADA Compliance	\$283,770			\$283,770	
519	Highland	ADA Compliance	\$318,666			\$318,666	

Illinois Community College Board

Table V-12

BUDGETED REVENUE FOR COMMUNITY COLLEGE CONSTRUCTION

DISTRICT	COLLEGE NAME	PROJECT NAME	Budgeted Revenue			APPROVED/FINAL PROJECT COST	FINAL PROJECT COST*
			LOCAL	STATE	FEDERAL		
519	Highland	ADA Projects	\$257,620			\$257,620	
519	Highland	Air Filtration-Auto Body Shop	\$212,960			\$212,960	\$152,458
519	Highland	Auto Body Code Corrections	\$110,480			\$110,480	
519	Highland	Auto Body Paint Booth Upgrade	\$81,500			\$81,500	\$58,869
519	Highland	Bleacher Repairs	\$51,725			\$51,725	
519	Highland	Bleachers/Guardrails Code Upgrades	\$60,000			\$60,000	\$34,143
519	Highland	Building F Ventilation	\$34,727			\$34,727	\$37,314
519	Highland	Child Care and Training Center	\$725,512	\$120,000		\$845,512	\$843,278
519	Highland	Drainage Alterations	\$173,387			\$173,387	
519	Highland	Drainage Control-Sidewalk Rplc	\$102,971			\$102,971	\$82,493
519	Highland	Emergency & Egress Lighting Upgrade	\$121,000			\$121,000	\$109,347
519	Highland	EMS Replacement	\$158,200			\$158,200	
519	Highland	Energy Conservation Program	\$645,400			\$645,400	
519	Highland	Exterior Waterproofing Modif.	\$51,425			\$51,425	
519	Highland	Fire Alarm Improvements	\$155,768			\$155,768	
519	Highland	Hydraulic Lift Replacement	\$89,758			\$89,758	
519	Highland	Laboratory Ventilation	\$56,975			\$56,975	
519	Highland	Lighting/Warning Sys.Upgrade	\$161,656			\$161,656	
519	Highland	Moisture Migration Control-Building S	\$470,690			\$470,690	\$443,867
519	Highland	Moisture Protection	\$75,637			\$75,637	
519	Highland	Renovation Bldgs. M&R		\$284,968		\$284,968	
519	Highland	Resurface Parking Lot A West		\$129,600		\$129,600	
519	Highland	Resurface Parking Lots C & E	\$162,794	\$201,000		\$363,794	
519	Highland	Retention Pond Repairs	\$100,430			\$100,430	\$60,913
519	Highland	Roof Replacement Bldings F & T	\$452,000			\$452,000	\$401,138
519	Highland	Roof Replacement Bldings. N & T (south half)	\$419,000			\$419,000	\$388,526
519	Highland	Roof Replacement Building S	\$286,770			\$286,770	\$265,343
519	Highland	Roof Replacements -Buildings M & R	\$452,000			\$452,000	\$387,913
519	Highland	Sidewalk Rehabilitation	\$248,398			\$248,398	
519	Highland	Sidewalk Repair/Drain. Ph. IV	\$70,190			\$70,190	
519	Highland	Sidewalk Replacement/ADA Upgrade	\$384,500			\$384,500	\$380,123
519	Highland	Sidewalk Replacements/Upgrade -Campuswide	\$144,000			\$144,000	\$107,500
519	Highland	Theatrical Lighting Controls	\$227,000			\$227,000	\$194,799
519	Highland	Underground Storage Tank	\$50,050			\$50,050	
519	Highland	Ventilation System Repairs	\$123,700			\$123,700	
519	Highland	Waterproofing Project	\$108,803			\$108,803	
		Subtotal	\$7,629,462	\$735,568	\$0	\$8,365,030	\$3,948,025
514	Illinois Central	Accessibility Projects, 1998	\$191,000			\$191,000	\$189,793
514	Illinois Central	Acquire/Ren. World Drug Bldg	\$6,386,400			\$6,386,400	
514	Illinois Central	ADA Accessibility	\$53,900			\$53,900	\$53,286
514	Illinois Central	ADA Elevator Addition	\$165,460			\$165,460	
514	Illinois Central	ADA Signage Upgrade	\$121,800			\$121,800	
514	Illinois Central	ADA Stair Tower Improvements	\$100,000			\$100,000	\$87,564
514	Illinois Central	ADA Survey/Phase I Corr. Work	\$186,390			\$186,390	
514	Illinois Central	Agricultural/Industrial Technologies Addition	\$2,066,244			\$2,066,244	
514	Illinois Central	Asbestos Abatement -TK Building	\$92,608			\$92,608	\$86,051
514	Illinois Central	Asbestos Removal/SW Adams	\$143,750			\$143,750	
514	Illinois Central	Boiler Room Roof Replacement	\$76,790			\$76,790	
514	Illinois Central	Carpet Replacement	\$50,000			\$50,000	
514	Illinois Central	Carpet Replacement	\$170,000			\$170,000	
514	Illinois Central	Chiller Replacement Phase I	\$485,000			\$485,000	\$484,668
514	Illinois Central	Circle Drive Roadway/Drainage Rehab	\$325,000			\$325,000	\$316,680
514	Illinois Central	Construct Storage Building	\$78,177			\$78,177	
514	Illinois Central	Corridors and Classrooms Ceiling Renovations		\$162,500		\$162,500	\$164,453
514	Illinois Central	Drainage Control	\$1,300,000			\$1,300,000	
514	Illinois Central	Drainage-Roadway Rehab PhaseII	\$191,000			\$191,000	\$190,017
514	Illinois Central	Elevator Cylinder Repairs	\$87,000			\$87,000	\$85,902
514	Illinois Central	Elevator Repairs	\$99,200			\$99,200	
514	Illinois Central	EMS Upgrade	\$580,000			\$580,000	\$576,027
514	Illinois Central	Erosion Control	\$76,000			\$76,000	
514	Illinois Central	Exterior Lighting Upgrade	\$120,000			\$120,000	

Illinois Community College Board

Table V-12

BUDGETED REVENUE FOR COMMUNITY COLLEGE CONSTRUCTION

DISTRICT	COLLEGE NAME	PROJECT NAME	Budgeted Revenue			APPROVED/FINAL PROJECT COST	FINAL PROJECT COST*
			LOCAL	STATE	FEDERAL		
514	Illinois Central	Fire Alarm & Security Upgrades	\$729,600			\$729,600	\$707,781
514	Illinois Central	Fire Damper Replacement	\$475,200			\$475,200	
514	Illinois Central	Floor/Bleacher Repairs	\$265,700			\$265,700	
514	Illinois Central	HVAC System Modifications -Ph. II	\$150,000			\$150,000	
514	Illinois Central	HVAC System Modifications-Dirksen Hall	\$150,000			\$150,000	\$301,533
514	Illinois Central	Interior Lighting Improvements		\$329,700		\$329,700	\$288,082
514	Illinois Central	Land Lab Facility & Skilled Trades Remodeling	\$719,800			\$719,800	
514	Illinois Central	Lighting & Ceiling Upgrade Ph. II		\$192,000		\$192,000	\$181,161
514	Illinois Central	Lighting and Ceiling Upgrade		\$270,633		\$270,633	\$248,685
514	Illinois Central	Lighting Upgrades Lots A & C	\$70,000			\$70,000	\$60,414
514	Illinois Central	Masonry Wall Repair	\$54,000			\$54,000	\$53,092
514	Illinois Central	Masonry Wall Repair	\$120,000			\$120,000	\$112,204
514	Illinois Central	Masonry Wall Repair Phase II	\$135,000			\$135,000	\$133,085
514	Illinois Central	Metal Panel Curtain Wall	\$90,000			\$90,000	\$86,762
514	Illinois Central	Parking Deck Construction	\$550,000			\$550,000	
514	Illinois Central	Parking Lot A Renovation	\$2,563	\$147,437		\$150,000	
514	Illinois Central	Parking Lot F Renovation		\$103,800		\$103,800	
514	Illinois Central	Parking Lot Restoration		\$123,400		\$123,400	
514	Illinois Central	Phase II Downtown Center	\$2,373,250			\$2,373,250	
514	Illinois Central	Renovate&Expand Stu. Center	\$4,277,350			\$4,277,350	
514	Illinois Central	Repair of Bridges	\$97,000			\$97,000	
514	Illinois Central	Repair of Dirksen Parking Lot	\$2,563	\$147,437		\$150,000	
514	Illinois Central	Repair Underground Storage Tnk	\$289,670			\$289,670	
514	Illinois Central	Replace Voltage Cable-Phase II	\$97,000			\$97,000	\$95,847
514	Illinois Central	Roof Rehabilitation	\$140,000			\$140,000	\$122,620
514	Illinois Central	Roof Repair Gymnasium	\$134,500			\$134,500	
514	Illinois Central	Roof Replacement- Perley Building	\$162,000			\$162,000	\$164,796
514	Illinois Central	Roof Replacement/Academic Bldg	\$255,000			\$255,000	
514	Illinois Central	Roof Replacement/Library	\$215,000			\$215,000	\$200,000
514	Illinois Central	Roof Replacement-Lawrence	\$80,000			\$80,000	
514	Illinois Central	Roof Replacement-SW Adams	\$141,900			\$141,900	\$125,900
514	Illinois Central	Sidewalk Rehabilitation Ph. III	\$350,000			\$350,000	\$300,229
514	Illinois Central	Sidewalk Replacement		\$123,430		\$123,430	
514	Illinois Central	Sidewalk Replacement	\$325,000			\$325,000	\$305,630
514	Illinois Central	Upgrade Underground Storage Tk	\$243,410			\$243,410	
514	Illinois Central	Voltage Cable Replacement	\$151,400			\$151,400	
514	Illinois Central	Water-Fire Main Relocations	\$234,698			\$234,698	\$180,698
514	Illinois Central	Window Frame/Panel Repairs	\$65,000			\$65,000	\$57,865
	Subtotal		\$26,292,323	\$1,600,337	\$0	\$27,892,660	\$5,960,825
529	Illinois Eastern	ADA Compliance Alterations	\$71,400			\$71,400	
529	Illinois Eastern	ADA Districtwide Improvements	\$983	\$157,527		\$158,510	\$154,515
529	Illinois Eastern	Construct Microwave Tower	\$313,191			\$313,191	
529	Illinois Eastern	Curtain Replacement	\$55,700			\$55,700	\$20,200
529	Illinois Eastern	District Improvements		\$181,660		\$181,660	\$326,576
529	Illinois Eastern	Districtwide Improvements	\$10,000	\$212,400		\$222,400	\$234,600
529	Illinois Eastern	Door & Hardware Accessibility - WVC & FCC	\$149,200			\$149,200	\$69,627
529	Illinois Eastern	Door Replacements - LTC & WVC	\$33,900			\$33,900	\$35,077
529	Illinois Eastern	Energy Management Systems Replacement	\$381,200			\$381,200	\$366,335
529	Illinois Eastern	Environmental Barriers	\$366,300			\$366,300	\$371,348
529	Illinois Eastern	Exit Door Modif.-Olney Central	\$126,000			\$126,000	\$125,436
529	Illinois Eastern	Fire Alarm/Emerg.Lghting Replc	\$382,000			\$382,000	\$245,988
529	Illinois Eastern	Furnace Replacement-Frontier	\$84,700			\$84,700	\$75,827
529	Illinois Eastern	FY02 Capital Renewal		\$215,600		\$215,600	\$131,225
529	Illinois Eastern	HVAC Replacement		\$324,450		\$324,450	
529	Illinois Eastern	HVAC Replacement-3 campuses	\$332,750			\$332,750	
529	Illinois Eastern	HVAC Replacement-Wabash	\$226,200			\$226,200	
529	Illinois Eastern	HVAC System-Lincoln Trail	\$398,200			\$398,200	
529	Illinois Eastern	HVAC Systems Replacement	\$1,636,600			\$1,636,600	\$1,292,083
529	Illinois Eastern	HVAC System-Wabash Valley	\$312,800			\$312,800	
529	Illinois Eastern	Lighting & Fire Alarm Upgrades	\$69,600			\$69,600	\$44,819
529	Illinois Eastern	Miscellaneous ADA Improvements	\$505,000			\$505,000	\$432,930

Illinois Community College Board

Table V-12

BUDGETED REVENUE FOR COMMUNITY COLLEGE CONSTRUCTION

DISTRICT	COLLEGE NAME	PROJECT NAME	Budgeted Revenue			APPROVED/FINAL PROJECT COST	FINAL PROJECT COST*
			LOCAL	STATE	FEDERAL		
529	Illinois Eastern	Modify Exhaust Hoods	\$118,244			\$118,244	
529	Illinois Eastern	Parking Lot Repairs		\$171,400		\$171,400	
529	Illinois Eastern	Pool Filter Replacement	\$33,062			\$33,062	
529	Illinois Eastern	Robinson Commercial Building	\$481,960			\$481,960	
529	Illinois Eastern	Roof Replacements	\$128,400			\$128,400	\$57,670
529	Illinois Eastern	Roof Replacements/Repair	\$727,000			\$727,000	\$745,101
529	Illinois Eastern	Roofing, Acoustics, Parking Lot, and Walkways	\$10,000	\$90,500		\$100,500	\$79,383
529	Illinois Eastern	Sanitary Sewer-Lincoln Trail	\$45,496			\$45,496	
529	Illinois Eastern	Site Lighting - LTC & WVC	\$261,400			\$261,400	\$196,287
529	Illinois Eastern	Stage Floor Replacement		\$21,304		\$21,304	
529	Illinois Eastern	Stage Floor Replacement		\$19,159		\$19,159	
529	Illinois Eastern	Storm Sewer Waterway Repairs	\$56,856			\$56,856	
529	Illinois Eastern	Student Services Area Remodel		\$260,000		\$260,000	
529	Illinois Eastern	Tool & Die Shop Code Modif.	\$141,546			\$141,546	
529	Illinois Eastern	Underground Storage Tank Remov	\$150,000			\$150,000	
529	IECC-Frontier	Exterior Rehab	\$160,400			\$160,400	\$105,217
529	IECC-Frontier	HVAC Replacement-Richard Mason Building	\$453,400			\$453,400	\$450,645
529	IECC-Frontier	Land & Building Acquisition in Fairfield	\$300,000			\$300,000	\$300,000
529	IECC-Frontier	Learning Resource Center		\$1,772,000		\$1,772,000	\$1,680,122
529	IECC-Frontier	Sanitary Sewer Replacement	\$56,900			\$56,900	\$46,302
529	IECC-Frontier	Site Paving and Lighting	\$35,800			\$35,800	\$0
529	IECC-Frontier	HVAC Replacement	\$137,900			\$137,900	\$123,455
529	IECC-Frontier	Various Capital Improvements		\$57,000		\$57,000	\$36,340
529	IECC-Lincoln Trail	Acoustical Control/Pool Lighting	\$102,900			\$102,900	\$23,640
529	IECC-Lincoln Trail	Bleacher Replacement -ADA & Code	\$181,500			\$181,500	\$127,601
529	IECC-Lincoln Trail	Exterior Wall and Fascia Renovations	\$542,100			\$542,100	\$546,744
529	IECC-Lincoln Trail	Floor Drain Pipe Replacement-LTC Crisp Blding	\$26,600			\$26,600	\$7,688
529	IECC-Lincoln Trail	Gymnasium Floor Replacment	\$525,100			\$525,100	\$390,027
529	IECC-Lincoln Trail	Natatorium Dehumidification and Ventilation	\$272,300			\$272,300	\$265,027
529	IECC-Lincoln Trail	Natatorium Structural Corrections	\$183,100			\$183,100	\$186,572
529	IECC-Lincoln Trail	Renovations-Fiber Optics Lab	\$70,000			\$70,000	\$59,779
529	IECC-Lincoln Trail	Rooftop Units-Williams Hall	\$363,000			\$363,000	\$324,975
529	IECC-Olney Central	Bleacher Replacement	\$147,600			\$147,600	\$131,369
529	IECC-Olney Central	Classroom Renovations		\$59,100		\$59,100	\$38,253
529	IECC-Olney Central	HVAC Unit Replacements	\$447,700			\$447,700	\$419,831
529	IECC-Olney Central	Parking Lot Expansion	\$75,000			\$75,000	
529	IECC-Olney Central	Reroof Stair Enclosures	\$31,838			\$31,838	
529	IECC-Olney Central	Rooftop Units-Wattlw.Hall/Gym	\$779,300			\$779,300	\$697,667
529	IECC-Olney Central	Stage Floor Replacement	\$48,400			\$48,400	\$48,971
529	IECC-Olney Central	Stairway/Lobby Glazing-Wattleworth & Theatre	\$144,000			\$144,000	\$98,749
529	IECC-Wabash Valley	AA/Machine Shop Parking	\$10,000	\$57,400		\$67,400	\$34,097
529	IECC-Wabash Valley	Agriculture Program Remodeling and Addition	\$240,064			\$240,064	\$162,676
529	IECC-Wabash Valley	Electrical Renovations	\$284,300			\$284,300	\$183,074
529	IECC-Wabash Valley	Exit Modifications	\$61,700			\$61,700	\$48,181
529	IECC-Wabash Valley	Exterior/Interior Wall Repair	\$86,400			\$86,400	\$33,187
529	IECC-Wabash Valley	Flooring Replacement	\$105,000			\$105,000	\$38,049
529	IECC-Wabash Valley	Gym Floor Replacement		\$88,962		\$88,962	
529	IECC-Wabash Valley	HVAC/Dehumidification Upgrade	\$284,300			\$284,300	\$254,519
529	IECC-Wabash Valley	HVAC Replacement - 3 Buildings	\$145,200			\$145,200	\$151,901
529	IECC-Wabash Valley	Interior Lighting Upgrade-Applied Arts B ld	\$201,300			\$201,300	\$79,275
529	IECC-Wabash Valley	Machine Shop Expansion	\$61,200	\$465,000		\$526,200	\$475,046
529	IECC-Wabash Valley	Roof Replacement, Main Hall	\$131,800			\$131,800	\$121,260
529	IECC-Wabash Valley	Storm Drain- Applied Arts Building	\$72,600			\$72,600	\$42,014
	Subtotal		\$14,378,390	\$4,153,462	\$0	\$18,531,852	\$12,737,280
513	Illinois Valley	Access.Sidewalks & Drainage Improvements-E.C.	\$125,000			\$125,000	
513	Illinois Valley	ADA Modifications	\$180,600			\$180,600	
513	Illinois Valley	ADA Modifications	\$150,120			\$150,120	
513	Illinois Valley	ADA Phase III	\$220,200			\$220,200	
513	Illinois Valley	ADA-Lecture Hall,Music Room,FP Lounge, Aud.		\$91,265		\$91,265	
513	Illinois Valley	Air Moisture Infiltration Phase III-Blding A	\$200,000			\$200,000	
513	Illinois Valley	Air Moisture Infiltration-Building B- Ph.IV	\$254,220			\$254,220	\$154,162

Illinois Community College Board

Table V-12

BUDGETED REVENUE FOR COMMUNITY COLLEGE CONSTRUCTION

DISTRICT	COLLEGE NAME	PROJECT NAME	Budgeted Revenue			APPROVED/FINAL PROJECT COST	FINAL PROJECT COST*
			LOCAL	STATE	FEDERAL		
513	Illinois Valley	Air, Moisture, Infiltration/Phase V	\$250,000			\$250,000	\$217,379
513	Illinois Valley	Air/Moisture Infiltration	\$180,000			\$180,000	\$101,235
513	Illinois Valley	Air/Moisture Infiltration PhII	\$173,954			\$173,954	\$166,587
513	Illinois Valley	Asbestos Abatement	\$125,890			\$125,890	
513	Illinois Valley	Asbestos Abatement	\$115,800			\$115,800	
513	Illinois Valley	Asbestos Abatement A-301	\$111,200			\$111,200	
513	Illinois Valley	Asbestos Abatement Bldg. G	\$145,200			\$145,200	
513	Illinois Valley	Asbestos Removal-Science Fume	\$40,800			\$40,800	
513	Illinois Valley	Asbestos Removal-Water Tanks	\$120,000			\$120,000	
513	Illinois Valley	Boiler C Repairs	\$28,220			\$28,220	
513	Illinois Valley	Boiler Flue Stacks Replacement	\$38,958			\$38,958	\$29,646
513	Illinois Valley	Boiler Piping Modifications	\$180,000			\$180,000	\$171,138
513	Illinois Valley	Boiler Repairs	\$27,427			\$27,427	
513	Illinois Valley	Cooling System Retrofit	\$923,500			\$923,500	
513	Illinois Valley	Electrical Infrastr. Repairs	\$78,000			\$78,000	\$77,059
513	Illinois Valley	Emergency Generator Switchgear	\$110,000			\$110,000	\$108,661
513	Illinois Valley	Energy Audit and Survey	\$29,400			\$29,400	
513	Illinois Valley	Energy Conservation/Retrofit	\$257,000			\$257,000	
513	Illinois Valley	Erosion Control (S.W. Slope)	\$172,248			\$172,248	
513	Illinois Valley	Fluorescent Lighting Modific.	\$119,400			\$119,400	
513	Illinois Valley	Hazardous Walk Replacement	\$40,780	\$45,816		\$86,596	
513	Illinois Valley	HVAC Upgrade-Computer Room	\$50,000			\$50,000	\$56,488
513	Illinois Valley	HVAC Upgrades-E.Campus	\$100,000			\$100,000	
513	Illinois Valley	Lighting and Motion Sensors	\$66,097			\$66,097	\$65,287
513	Illinois Valley	Maintenance Room Ventilation		\$18,800		\$18,800	
513	Illinois Valley	Modify Elevators	\$121,211			\$121,211	
513	Illinois Valley	Partial Ceiling Repalcement	\$96,604			\$96,604	
513	Illinois Valley	Plumbing Code Compliance	\$30,250			\$30,250	
513	Illinois Valley	Repair Parking Lot #5	\$24,522	\$63,420		\$87,942	
513	Illinois Valley	Repair Parking Lots		\$44,620		\$44,620	
513	Illinois Valley	Repave Parking Lot # 1		\$203,400		\$203,400	
513	Illinois Valley	Reroofing Auto Ag Facility	\$130,725			\$130,725	
513	Illinois Valley	Roadway & Parking Lot		\$64,136		\$64,136	
513	Illinois Valley	Roof Replacement	\$51,450			\$51,450	
513	Illinois Valley	Roof Replacement	\$220,000			\$220,000	
513	Illinois Valley	Roof Replacement Gym	\$30,142			\$30,142	
513	Illinois Valley	Roofing Replacement	\$659,770			\$659,770	
513	Illinois Valley	Security Lighting	\$158,970			\$158,970	
513	Illinois Valley	Security Lighting-Ph. II	\$160,320			\$160,320	
513	Illinois Valley	Sewer Line Hookup	\$84,000			\$84,000	
513	Illinois Valley	Sidewalk Replacement		\$47,300		\$47,300	
513	Illinois Valley	Sidewalk Replacement Ph II		\$60,200		\$60,200	
513	Illinois Valley	Sidewalk Replacements	\$286,318			\$286,318	
513	Illinois Valley	Water Pipe Replacement	\$220,000			\$220,000	
513	Illinois Valley	Water Suppression Line Repair-Blding G	\$60,000			\$60,000	\$45,615
	Subtotal		\$6,948,296	\$638,957	\$0	\$7,587,253	\$1,193,258
525	Joliet	ADA Compliance	\$287,980			\$287,980	
525	Joliet	ADA Related Project Improvements		\$169,617		\$169,617	\$169,617
525	Joliet	Air Quality Improvement		\$162,890		\$162,890	\$150,959
525	Joliet	Bldg. D Roof Replacement		\$98,222		\$98,222	
525	Joliet	Bleachers/Gym Floor Repairs	\$111,345			\$111,345	
525	Joliet	Business/Tech Center	\$2,450,291	\$6,992,509		\$9,442,800	
525	Joliet	C-G Concourse Renovation		\$227,900		\$227,900	\$213,834
525	Joliet	Child Care Remodeling and Rehabilitation		\$110,800		\$110,800	
525	Joliet	City Center Campus Parking Lot Acquisition	\$42,000			\$42,000	\$40,987
525	Joliet	City Center Wall Waterproofing	\$216,990			\$216,990	\$213,834
525	Joliet	Cooling Tower Replacements	\$372,219			\$372,219	\$458,675
525	Joliet	Electrical Sys Renov CC Campus	\$238,454			\$238,454	
525	Joliet	Emergency Warning System Upgr	\$27,000			\$27,000	
525	Joliet	Exterior Glazing Repair	\$296,030			\$296,030	
525	Joliet	Exterior Moisture Repairs	\$521,000			\$521,000	

Illinois Community College Board

Table V-12

BUDGETED REVENUE FOR COMMUNITY COLLEGE CONSTRUCTION

DISTRICT	COLLEGE NAME	PROJECT NAME	Budgeted Revenue			APPROVED/FINAL PROJECT COST	FINAL PROJECT COST*
			LOCAL	STATE	FEDERAL		
525	Joliet	HVAC Upgrades	\$693,895			\$693,895	
525	Joliet	Install Cogeneration System	\$949,000			\$949,000	
525	Joliet	Install Fire Alarm System	\$75,500			\$75,500	
525	Joliet	North Campus Site	\$4,665,650			\$4,665,650	
525	Joliet	Parking Lot and Roadway Repair	\$21,067	\$121,073		\$142,140	
525	Joliet	Parking Lot Lighting Upgrade	\$95,900			\$95,900	\$85,731
525	Joliet	Parking Lot Restoration		\$210,061		\$210,061	
525	Joliet	Parking Site Acquis -265 N Ottawa St (CC)	\$136,500			\$136,500	\$136,000
525	Joliet	Parking Site Acquis-255 N. Chicago St (CC)	\$208,500			\$208,500	\$209,099
525	Joliet	Repair Parking Lots		\$132,108		\$132,108	
525	Joliet	Repair Sanitary Sewer System	\$328,500			\$328,500	\$242,816
525	Joliet	Restroom Accessibility Project	\$45,720			\$45,720	
525	Joliet	Roof Replacement	\$325,475			\$325,475	
525	Joliet	Roof Replacement Bldg G	\$145,200			\$145,200	
525	Joliet	Roof Replacement Bldgs A,B,C	\$285,000			\$285,000	
525	Joliet	Roof Replacement CC Hi-Rise	\$110,640			\$110,640	
525	Joliet	Student Activities Center	\$338,000			\$338,000	\$338,000
525	Joliet	Theater Remodeling and Rehabilitation		\$183,490		\$183,490	
525	Joliet	Upgrade Electrical Distr Sys	\$96,630			\$96,630	\$87,312
525	Joliet	Vacated Space Renovations	\$73,600	\$220,900		\$294,500	\$268,542
525	Joliet	Veterinary Tech./Industrial Training Facility	\$2,762,751			\$2,762,751	\$2,777,475
		Subtotal	\$15,920,837	\$8,629,570	\$0	\$24,550,407	\$5,392,881
520	Kankakee	Campus Facilities Renov. II		\$64,000		\$64,000	\$63,588
520	Kankakee	Campus Facilities Renovation	\$174,959	\$170,441		\$345,400	\$103,855
520	Kankakee	Classroom Addition	\$3,268,500			\$3,268,500	
520	Kankakee	Retube Boilers		\$39,800		\$39,800	
520	Kankakee	Roadway Lighting	\$20,865	\$38,100		\$58,965	
520	Kankakee	Technology Building Roofing Project		\$187,000		\$187,000	\$306,546
520	Kankakee	Update Fire Alarm System		\$64,505		\$64,505	
520	Kankakee	West Campus Renovation	\$158,880	\$51,120		\$210,000	
		Subtotal	\$3,623,204	\$614,966	\$0	\$4,238,170	\$473,989
501	Kaskaskia	Accessibility-Auditorium & Vo Tech Bldings	\$530,000			\$530,000	\$548,841
501	Kaskaskia	ADA Accessibility- College Enrollment Center	\$222,841			\$222,841	\$201,751
501	Kaskaskia	ADA Elevator Improvements	\$44,000			\$44,000	
501	Kaskaskia	ADA Fire Alarm Upgrade	\$246,000			\$246,000	\$203,230
501	Kaskaskia	ADA Restroom Alterations	\$61,430			\$61,430	
501	Kaskaskia	ADA Restroom Remodeling	\$110,700			\$110,700	\$70,534
501	Kaskaskia	ADA Seating Modifications	\$162,140			\$162,140	\$92,839
501	Kaskaskia	ADA-Door Operators	\$39,240			\$39,240	
501	Kaskaskia	Asbestos Abatement	\$26,800			\$26,800	
501	Kaskaskia	Auditorium Lighting Upgrade	\$103,400			\$103,400	\$115,045
501	Kaskaskia	Boiler Repairs		\$88,800		\$88,800	
501	Kaskaskia	Cafeteria Renovations	\$529,788			\$529,788	\$471,101
501	Kaskaskia	Career Center Renovations	\$109,050			\$109,050	\$99,237
501	Kaskaskia	Chemistry Lab Safety Rehabilitation	\$111,240			\$111,240	\$92,300
501	Kaskaskia	Drainage Improvements -Drive North of Gym	\$95,000			\$95,000	\$93,936
501	Kaskaskia	Fuel Tank Modif.and Drainage Improvements	\$71,600			\$71,600	\$76,260
501	Kaskaskia	Hazardous Stair Treads/Rails	\$34,505			\$34,505	
501	Kaskaskia	HVAC Alterations Library	\$85,000			\$85,000	\$53,212
501	Kaskaskia	Learning Resource Center Renovations		\$772,000		\$772,000	\$702,944
501	Kaskaskia	Lighting Code Corrections	\$243,500			\$243,500	
501	Kaskaskia	Moisture Protection ST Blding	\$81,893			\$81,893	
501	Kaskaskia	North Entrance Lighting Improvements	\$40,730			\$40,730	\$37,323
501	Kaskaskia	Pedestrian Bridge Repair	\$28,000			\$28,000	
501	Kaskaskia	Renovation Harry Crisp Ctr.	\$620,000			\$620,000	\$568,324
501	Kaskaskia	Roof Replacement-Science/ Tech/Health/Busn	\$113,986			\$113,986	\$64,268
501	Kaskaskia	Roof Replacements-Science & Technology Blding	\$82,552			\$82,552	\$69,555
501	Kaskaskia	Roof Replacement-Variou Bldgs	\$140,000			\$140,000	
501	Kaskaskia	Roofing Replacement		\$170,228		\$170,228	
501	Kaskaskia	Safety Lighting/East Parking	\$91,500			\$91,500	\$64,943
501	Kaskaskia	Security/ADA Access Upgrades	\$289,000			\$289,000	\$194,976

Illinois Community College Board

Table V-12

BUDGETED REVENUE FOR COMMUNITY COLLEGE CONSTRUCTION

DISTRICT	COLLEGE NAME	PROJECT NAME	Budgeted Revenue			APPROVED/FINAL	FINAL
			LOCAL	STATE	FEDERAL	PROJECT COST	PROJECT COST*
501	Kaskaskia	Sidewalk and Ramp Replacement	\$48,788			\$48,788	
501	Kaskaskia	West Parking Lot Lighting Upgrade (Safety)	\$104,200			\$104,200	\$60,812
		Subtotal	\$4,466,883	\$1,031,028	\$0	\$5,497,911	\$3,881,429
523	Kishwaukee	ADA Walk & Egress Repairs	\$65,119			\$65,119	
523	Kishwaukee	Building Integrity Upgrade	\$34,026			\$34,026	\$13,516
523	Kishwaukee	Campus Building Addition/Remodeling	\$20,557,370			\$20,557,370	\$22,142,875
523	Kishwaukee	Campus Safety and ADA Upgrades	\$296,967			\$296,967	\$250,545
523	Kishwaukee	Construction Defects		\$125,000		\$125,000	
523	Kishwaukee	Cooling Tower Repairs	\$170,130			\$170,130	
523	Kishwaukee	Drainage Improvements	\$52,650			\$52,650	\$22,287
523	Kishwaukee	Emergency Pump Repair	\$40,000			\$40,000	\$0
523	Kishwaukee	Greenhouse Addition	\$31,500			\$31,500	
523	Kishwaukee	Hazardous Drive Repair	\$180,616			\$180,616	
523	Kishwaukee	LRC HVAC System	\$133,780			\$133,780	\$119,803
523	Kishwaukee	Parking Lot Addition	\$168,000	\$506,000		\$674,000	\$674,000
523	Kishwaukee	Phase IV Addition and Const.	\$9,989,400			\$9,989,400	
523	Kishwaukee	Physical Ed Facility Code Comp	\$148,879			\$148,879	
523	Kishwaukee	Repair Bleachers		\$13,200		\$13,200	
523	Kishwaukee	Repair Roof Boiler Room		\$15,000		\$15,000	
523	Kishwaukee	Resurface Tennis Courts		\$32,000		\$32,000	
523	Kishwaukee	Resurfacing of South Lot		\$179,835		\$179,835	
523	Kishwaukee	Roof Replacement	\$382,005			\$382,005	
523	Kishwaukee	Roof Replacement-NB	\$129,470			\$129,470	\$79,333
523	Kishwaukee	Structural Integrity & ADA	\$245,490			\$245,490	
523	Kishwaukee	Water Penetration	\$279,197			\$279,197	
523	Kishwaukee	Wellhouse Code Corrections	\$47,425			\$47,425	
		Subtotal	\$32,952,024	\$871,035	\$0	\$33,823,059	\$23,302,359
532	Lake County	Access Road & Parking		\$212,422		\$212,422	
532	Lake County	Accessible Entrances	\$30,900			\$30,900	
532	Lake County	ADA accessibility Projects		\$205,509		\$205,509	\$249,660
532	Lake County	ADA Compliance	\$345,000			\$345,000	
532	Lake County	ADA Improvements - SLEC	\$174,990			\$174,990	\$174,990
532	Lake County	ADA Renovations	\$273,500			\$273,500	\$261,043
532	Lake County	ADA Restroom Renovations	\$61,176			\$61,176	\$61,176
532	Lake County	ADA Toilet Room Accessibility	\$238,080			\$238,080	\$249,033
532	Lake County	Chiller Conversion	\$103,200			\$103,200	\$85,065
532	Lake County	Chiller Replacement - C Wing	\$250,000			\$250,000	\$212,407
532	Lake County	Circuit Breaker Panels Replacement	\$180,000			\$180,000	\$212,407
532	Lake County	Drainage Repairs	\$332,000			\$332,000	
532	Lake County	Electrical Modifications	\$26,700			\$26,700	
532	Lake County	Employment and Training Center	\$2,767,720			\$2,767,720	\$2,530,032
532	Lake County	Energy Efficient Lighting	\$25,500			\$25,500	\$27,563
532	Lake County	Fire Alarm & System Auto.	\$686,600			\$686,600	
532	Lake County	Fire Suppression/Exhaust Syst/Lancers Kitchen	\$39,000			\$39,000	\$40,290
532	Lake County	Fume Hood Reinstallation	\$114,000			\$114,000	
532	Lake County	Generator/UPS Electrical Upgrades	\$230,400			\$230,400	\$174,995
532	Lake County	Greenhouse Roof Replacement /Repairs	\$40,000			\$40,000	\$38,941
532	Lake County	Hazardous Pavement/Drainage	\$264,455			\$264,455	
532	Lake County	Hazardous Waste Drainage Sys.	\$41,400			\$41,400	\$41,400
532	Lake County	Heating Control/Lakeshore	\$29,700			\$29,700	
532	Lake County	Horticulture Building Addition	\$545,757			\$545,757	\$739,080
532	Lake County	Horticulture Ctr.Roof/Absbesto	\$64,740			\$64,740	
532	Lake County	Improve Access/Parking Lots	\$178,600	\$79,300		\$257,900	
532	Lake County	Install Accessible Hardward	\$27,400			\$27,400	
532	Lake County	Interior/Exterior Lighting PhI	\$300,000			\$300,000	\$395,495
532	Lake County	Lakeshore Campus Expansion	\$3,250,000			\$3,250,000	
532	Lake County	Lighting Retrofit Ph. II	\$204,000			\$204,000	\$169,738
532	Lake County	LRC Atrium Roof Replacement	\$33,540			\$33,540	\$80,670
532	Lake County	LRC Boiler and Temperature Control Upgrade	\$278,000			\$278,000	\$182,058
532	Lake County	LRC Roof Replacement	\$450,560			\$450,560	

Illinois Community College Board

Table V-12

BUDGETED REVENUE FOR COMMUNITY COLLEGE CONSTRUCTION

DISTRICT	COLLEGE NAME	PROJECT NAME	Budgeted Revenue			APPROVED/FINAL PROJECT COST	FINAL PROJECT COST*
			LOCAL	STATE	FEDERAL		
532	Lake County	Maintenance & Warehouse Bldg	\$698,586			\$698,586	\$940,648
532	Lake County	Mechanical Unit Repairs	\$162,000			\$162,000	
532	Lake County	Multi-Purpose/Ventilation	\$321,000			\$321,000	
532	Lake County	Parking Lot # 2 Improvements		\$246,000		\$246,000	
532	Lake County	Parking Lot Renovation	\$20,080	\$107,820		\$127,900	
532	Lake County	Performing Arts Center	\$9,725,000			\$9,725,000	\$13,341,362
532	Lake County	Perimeter Interior Walls	\$83,460			\$83,460	
532	Lake County	Remodel Chemistry Lab	\$59,400			\$59,400	
532	Lake County	Repair Exhaust Systems	\$82,000			\$82,000	
532	Lake County	Repave Parking Lot 7		\$106,211		\$106,211	
532	Lake County	Replace Fuel Storage Tanks	\$27,540			\$27,540	
532	Lake County	Replacement Wiring	\$130,700			\$130,700	
532	Lake County	Reroof Lake Shore Campus	\$166,300			\$166,300	
532	Lake County	Roadway Drainage Improvements	\$445,480			\$445,480	\$457,998
532	Lake County	Roadway Drainage Improvements - Ph III	\$72,000			\$72,000	\$72,066
532	Lake County	Roadway Drainage Improvements Ph. II	\$269,600			\$269,600	\$277,176
532	Lake County	Sidewalk Repairs	\$67,700			\$67,700	
532	Lake County	South Campus Site Land	\$7,090,000			\$7,090,000	\$7,057,554
532	Lake County	Southlake Educ.Ctr. Alteration	\$74,000	\$250,000		\$324,000	\$287,059
532	Lake County	Technology Building-Planning		\$3,483,000		\$3,483,000	\$3,041,287
532	Lake County	Telephone/Fire Alarm Upgrade	\$250,500			\$250,500	\$116,960
532	Lake County	Waterproof Underground Vault-North Side	\$127,440			\$127,440	\$93,583
532	Lake County	Waterproofing A/B Penthouse Wings	\$170,000			\$170,000	\$101,997
		Subtotal	\$31,629,704	\$4,690,262	\$0	\$36,319,966	\$31,713,732
517	Lake Land	Absorption Chiller Replacement	\$312,000			\$312,000	\$233,141
517	Lake Land	Absorption Chiller Replacement	\$288,000			\$288,000	\$267,721
517	Lake Land	Accessible Restroom Renovation	\$330,000			\$330,000	\$355,500
517	Lake Land	ADA Accessible Study Areas	\$54,000			\$54,000	
517	Lake Land	ADA Modifications	\$34,500			\$34,500	
517	Lake Land	ADA Modifications-Locks-Walks	\$150,000			\$150,000	
517	Lake Land	ADA Restroom	\$300,000			\$300,000	
517	Lake Land	ADA Restrooms	\$50,000			\$50,000	
517	Lake Land	ADA Signage	\$65,000			\$65,000	
517	Lake Land	ADA Washroom Improvements #45 & #46	\$3,940	\$94,421		\$98,361	\$85,885
517	Lake Land	ADA/Restroom Modification	\$359,000			\$359,000	
517	Lake Land	Agricultural Tech Bldg	\$255,000			\$255,000	
517	Lake Land	Asbestos Encapsulation	\$354,983			\$354,983	
517	Lake Land	Asbestos Encapsulation - Field House	\$58,595			\$58,595	\$66,765
517	Lake Land	Asbestos Survey	\$58,500			\$58,500	
517	Lake Land	Boiler Replacement	\$415,433			\$415,433	\$457,755
517	Lake Land	Brick Safety Enclosure	\$66,000			\$66,000	\$91,139
517	Lake Land	Campus Roadway Renovaton		\$65,916		\$65,916	
517	Lake Land	Campus Security Access	\$84,000			\$84,000	\$247,993
517	Lake Land	Center for High Ed & Tech.	\$751,600	\$1,348,400		\$2,100,000	
517	Lake Land	Classroom/Administration Blding	\$1,778,900	\$5,336,800		\$7,115,700	
517	Lake Land	College Theater ADA Renovations	\$72,000			\$72,000	
517	Lake Land	Cooling Tower Repairs	\$63,000			\$63,000	
517	Lake Land	Drainage Modif.- N.Entrance & NE/NW Lots	\$210,000			\$210,000	\$275,989
517	Lake Land	Drainage Repairs	\$300,000			\$300,000	
517	Lake Land	Drainage, Grading, Roadway Improvements	\$149,098			\$149,098	\$150,987
517	Lake Land	Electrical Code Corrections	\$289,600			\$289,600	
517	Lake Land	Electrical Grounding Improvements (Emergency)	\$120,000			\$120,000	\$83,355
517	Lake Land	Electrical Lighting Upgrade	\$60,000			\$60,000	\$55,439
517	Lake Land	Encapsulate Asbestos/Library	\$60,000			\$60,000	\$38,963
517	Lake Land	Energy Management Systems Replacement	\$180,000			\$180,000	\$73,418
517	Lake Land	Energy Mgmt Phase II	\$84,764		\$77,762	\$162,526	
517	Lake Land	Exhaust/Air Conditioning Replacement QC/QA	\$40,000			\$40,000	\$60,877
517	Lake Land	Exhaust/Ventilation System in Vo-Tech Blding	\$75,000			\$75,000	\$40,363
517	Lake Land	Exterior Door Modifications	\$120,000			\$120,000	
517	Lake Land	Exterior Door Replacements	\$192,000			\$192,000	\$193,892
517	Lake Land	Exterior Masonry Restoration	\$150,000			\$150,000	\$105,584

Illinois Community College Board

Table V-12

BUDGETED REVENUE FOR COMMUNITY COLLEGE CONSTRUCTION

DISTRICT	COLLEGE NAME	PROJECT NAME	Budgeted Revenue			APPROVED/FINAL PROJECT COST	FINAL PROJECT COST*
			LOCAL	STATE	FEDERAL		
517	Lake Land	Exterior Moisture Protection	\$78,000			\$78,000	
517	Lake Land	Exterior Security Lighting	\$65,000			\$65,000	
517	Lake Land	Fitness Center /Field House Renovation		\$112,500		\$112,500	\$107,792
517	Lake Land	Gas Line Replacement	\$78,000			\$78,000	\$50,342
517	Lake Land	Gas Line Replacement and Termite Control	\$170,000			\$170,000	\$181,300
517	Lake Land	Hazardous Bleacher Repair	\$72,000			\$72,000	
517	Lake Land	Hazardous Sidewalk Replacement	\$40,000			\$40,000	\$50,296
517	Lake Land	HVAC Alterations Field House	\$36,000			\$36,000	
517	Lake Land	Lighting Improvements (3 bldings and parking)	\$230,000			\$230,000	\$195,028
517	Lake Land	Lighting Renovations-Stud. Adm.,LRC,FH,VoTech	\$85,000			\$85,000	\$109,719
517	Lake Land	Lighting Upgrades - Bldings(NE,NW,SW)	\$180,000			\$180,000	\$100,929
517	Lake Land	LRC Indoor Air Quality Improvements	\$60,000			\$60,000	\$124,556
517	Lake Land	Maintenance Facilities Bldgs (Print & Farm)	\$1,122,260			\$1,122,260	\$1,193,315
517	Lake Land	Natural Gas Line Replacement	\$52,250			\$52,250	
517	Lake Land	Natural Gas Piping Replacement	\$68,860			\$68,860	
517	Lake Land	Pave South Parking Lot	\$6,384	\$98,116		\$104,500	
517	Lake Land	Renovate Board Room		\$27,224		\$27,224	
517	Lake Land	Renovate Classrooms		\$44,651		\$44,651	
517	Lake Land	Replace Deteriorated Sidewalks	\$30,000			\$30,000	
517	Lake Land	Replace Heat Piping	\$180,000			\$180,000	
517	Lake Land	Reroof Covered Walkways	\$180,000			\$180,000	
517	Lake Land	Reroof Fieldhouse	\$300,000			\$300,000	
517	Lake Land	Resurface Parking Lot	\$55,400	\$36,600		\$92,000	
517	Lake Land	Roof Replacement -SE Classroom Blding	\$230,000			\$230,000	\$83,693
517	Lake Land	Roof Replacement/Learning Resource Center	\$175,000			\$175,000	\$121,196
517	Lake Land	Roof Replacements-Admin & Student Svcs Blding	\$275,000			\$275,000	\$281,213
517	Lake Land	Roofing-Northwest Class. Bldg.	\$300,000			\$300,000	
517	Lake Land	Security Access Road Lighting	\$90,000			\$90,000	\$31,329
517	Lake Land	Security Lighting Upgrade	\$216,000			\$216,000	
517	Lake Land	Sidewalk Improvements	\$195,000			\$195,000	\$146,239
517	Lake Land	Sidewalk Replacement	\$30,000			\$30,000	\$33,160
517	Lake Land	Sidewalk Replacements	\$64,630			\$64,630	\$73,977
517	Lake Land	Sidewalk Replacements	\$30,000			\$30,000	
517	Lake Land	Stage Backdrop Replacement	\$60,000			\$60,000	
517	Lake Land	Technology Building Phase I	\$997,000	\$2,992,000		\$3,989,000	\$4,352,902
517	Lake Land	Termite Treatment - NE Classroom Building	\$100,000			\$100,000	
517	Lake Land	Theater Renovations	\$140,300	\$175,700		\$316,000	
517	Lake Land	Tile Replacement/Drainage Ctrl	\$300,000			\$300,000	\$61,650
517	Lake Land	Tuckpoint Classroom Buildings	\$36,000			\$36,000	
517	Lake Land	Upgrade Library Power Sources	\$113,762			\$113,762	\$131,389
517	Lake Land	Voc-Tech Building Roof Replacement	\$182,000			\$182,000	\$138,020
517	Lake Land	Water Line to Farm Building	\$45,000			\$45,000	\$46,699
517	Lake Land	Water Reservoir Renovations	\$135,000			\$135,000	\$138,422
		Subtotal	\$14,738,759	\$10,332,328	\$77,762	\$25,148,849	\$10,637,931
536	Lewis & Clark	ADA Work/Energy Conservation		\$142,520		\$142,520	
536	Lewis & Clark	Additional Site Lighting		\$33,275		\$33,275	
536	Lewis & Clark	Allied Health Lab-Science Bld	\$5,611,000	\$6,000,000		\$11,611,000	\$11,611,000
536	Lewis & Clark	Campus Improvements		\$194,700		\$194,700	
536	Lewis & Clark	Classroom/Multi-Purp. Bldg.	\$812,000	\$2,436,000		\$3,248,000	
536	Lewis & Clark	Gilman Hall & Music Bldg.	\$1,685,700	\$881,300		\$2,567,000	\$3,212,360
536	Lewis & Clark	Install Fire Alarm		\$10,000		\$10,000	
536	Lewis & Clark	Main Complex Renov. Phase II	\$1,000,000			\$1,000,000	
536	Lewis & Clark	Main Complex Renovation	\$1,000,000			\$1,000,000	
536	Lewis & Clark	Main Complex Renovation	\$1,000,000	\$3,000,000		\$4,000,000	
536	Lewis & Clark	Modify Electrical Main Comp.		\$72,831		\$72,831	
536	Lewis & Clark	Modify Ventilation System		\$32,515		\$32,515	
536	Lewis & Clark	New Parking Lots	\$267,000			\$267,000	
536	Lewis & Clark	Renovation for Reception Area	\$150,000			\$150,000	
536	Lewis & Clark	Renovation Main Complex-Ph. II	\$931,800			\$931,800	
536	Lewis & Clark	Repairs Hathaway/Haskell Hall		\$85,420		\$85,420	
536	Lewis & Clark	Roadway Repairs		\$6,528		\$6,528	

Illinois Community College Board

Table V-12

BUDGETED REVENUE FOR COMMUNITY COLLEGE CONSTRUCTION

DISTRICT	COLLEGE NAME	PROJECT NAME	Budgeted Revenue			APPROVED/FINAL PROJECT COST	FINAL PROJECT COST*
			LOCAL	STATE	FEDERAL		
536	Lewis & Clark	Two Bldgs.-Arts/Cer-Maintenanc	\$350,000			\$350,000	
536	Lewis and Clark	Bethalto Remodeling/ Sidewalks Improvements	\$365,165	\$126,095		\$491,260	
536	Lewis and Clark	Campus Improvements	\$3,500,000			\$3,500,000	
536	Lewis and Clark	Carpeting,Sidewalk,Step,Door,& Misc Replemts		\$291,600		\$291,600	\$394,652
536	Lewis and Clark	Erickson Chiller/Air Distr. System Upgrades		\$204,600		\$204,600	
		Subtotal	\$16,672,665	\$13,517,384	\$0	\$30,190,049	\$15,218,012
526	Lincoln Land	ADA Fire Alarm Upgrades	\$76,956			\$76,956	
526	Lincoln Land	ADA Project Work	\$500,000			\$500,000	\$500,000
526	Lincoln Land	ADA/Elevator Update	\$21,400			\$21,400	
526	Lincoln Land	Bleacher- Code Modifications	\$33,700			\$33,700	\$27,627
526	Lincoln Land	Bleacher Repairs	\$74,719			\$74,719	
526	Lincoln Land	Boiler Replacements	\$806,600			\$806,600	
526	Lincoln Land	Cass Gymnasium Remodeling		\$300,000		\$300,000	\$421,787
526	Lincoln Land	Child Care Center	\$696,000			\$696,000	
526	Lincoln Land	Chiller Replacements	\$850,000			\$850,000	
526	Lincoln Land	Classroom Enhancement-Menard		\$159,018		\$159,018	
526	Lincoln Land	Condensate Pan Replacements	\$150,000			\$150,000	
526	Lincoln Land	HVAC Coil Repairs		\$30,000		\$30,000	
526	Lincoln Land	HVAC Repairs - Logan Hall		\$65,000		\$65,000	
526	Lincoln Land	Litchfield Arts and Technology Center		\$1,200,000		\$1,200,000	\$1,294,316
526	Lincoln Land	Menard Hall Modernization		\$154,883		\$154,883	
526	Lincoln Land	Millennium Center (Rural Educ. & Tech. Ctr)		\$1,500,000		\$1,500,000	\$1,472,774
526	Lincoln Land	Parking Lot Overlay Phase III	\$2,906	\$63,889		\$66,795	
526	Lincoln Land	Resurface Parking Lots	\$90,866			\$90,866	
526	Lincoln Land	Roof Replacement	\$1,125,000			\$1,125,000	
526	Lincoln Land	S.Regional Education Center	\$1,518,109			\$1,518,109	
526	Lincoln Land	Sangamon Hall-Library Asbestos Abatement	\$192,500			\$192,500	\$93,560
526	Lincoln Land	Space Update Remodeling-Menard	\$0	\$339,727		\$339,727	\$339,727
526	Lincoln Land	Utility Line Capacity		\$57,600		\$57,600	\$63,135
526	Lincoln Land	W.Regional Education Center	\$250,000			\$250,000	
526	Lincoln Land	Western Region Education Center Upgrade	\$1,100,000			\$1,100,000	\$1,042,382
		Subtotal	\$7,488,756	\$3,870,117	\$0	\$11,358,873	\$5,255,308
530	Logan	1997 Health/Life Safety Impr.	\$60,200			\$60,200	
530	Logan	1999 Life/Health/Safety Work	\$420,000			\$420,000	\$357,670
530	Logan	2000 Life/Health/Safety Work	\$238,000			\$238,000	\$175,067
530	Logan	Accessibility Compliance Work- Phase I	\$4,812	\$106,024		\$110,836	\$110,836
530	Logan	Accessibility Improvements	\$107,000			\$107,000	
530	Logan	Accessibility Work-Auditorium C138	\$118,490			\$118,490	\$69,194
530	Logan	ADA/Environmental Improve.	\$121,640			\$121,640	
530	Logan	Auto.Lab Lighting Upgrade & Sidewalk Rehab	\$350,000			\$350,000	\$381,407
530	Logan	Bleacher Seating Replacement	\$196,000			\$196,000	\$169,540
530	Logan	Chiller Replacements	\$340,870			\$340,870	
530	Logan	Chiller Replacements-Boiler Rm	\$285,000			\$285,000	\$188,650
530	Logan	Classroom Additions	\$4,105,200	\$12,315,900		\$16,421,100	
530	Logan	Classroom Planning	\$136,500	\$409,400		\$545,900	
530	Logan	Construct Dugouts	\$23,563			\$23,563	
530	Logan	DuQuoin Site Acquisition	\$395,000			\$395,000	\$392,194
530	Logan	Elec. Code Compliance	\$40,000			\$40,000	
530	Logan	Electrical & Plumbing Revision	\$150,000			\$150,000	\$144,080
530	Logan	Energy Conservation Measures	\$225,000			\$225,000	
530	Logan	Exter. Wall Repairs-Phase IV		\$49,529		\$49,529	
530	Logan	Exterior Repairs		\$50,088		\$50,088	
530	Logan	Exterior Repairs		\$50,587		\$50,587	
530	Logan	Guardrail Modifications/Replacement	\$119,256			\$119,256	\$119,256
530	Logan	HVAC Code Compliance	\$145,000			\$145,000	
530	Logan	Locker Room Addition	\$234,000			\$234,000	
530	Logan	Main Entrance Road Improvements	\$206,600	\$26,400	\$200,000	\$433,000	\$433,000
530	Logan	Microbiology Lab	\$105,880			\$105,880	
530	Logan	New Office Building	\$418,100			\$418,100	
530	Logan	New Parking Lot	\$487,000			\$487,000	

Illinois Community College Board

Table V-12

BUDGETED REVENUE FOR COMMUNITY COLLEGE CONSTRUCTION

DISTRICT	COLLEGE NAME	PROJECT NAME	Budgeted Revenue			APPROVED/FINAL	FINAL
			LOCAL	STATE	FEDERAL	PROJECT COST	PROJECT COST*
530	Logan	Office/Classroom Addition	\$475,700			\$475,700	
530	Logan	Remodeling Project	\$193,800	\$341,600		\$535,400	\$488,037
530	Logan	Replace Roof/Phase I Bldgs.	\$683,000			\$683,000	
530	Logan	Roof Replacement		\$159,600		\$159,600	
530	Logan	Various PHS Projects	\$615,000			\$615,000	\$508,808
		Subtotal	\$11,000,611	\$13,509,128	\$200,000	\$24,709,739	\$3,537,739
528	McHenry	Carpet Replacement	\$6,485	\$36,015		\$42,500	
528	McHenry	Fire Science Training Facility	\$253,800			\$253,800	
528	McHenry	HVAC Repairs & Replacement	\$1,208,400			\$1,208,400	
528	McHenry	Library/Classroom Addition	\$152,000	\$1,324,000		\$1,476,000	
528	McHenry	Multi Purp Blding HVAC/Control System		\$121,020		\$121,020	\$60,400
528	McHenry	Planning Classroom/Student Services Building	\$333,333	\$1,000,000		\$1,333,333	
528	McHenry	Power Assisted Door Openers		\$64,000		\$64,000	
528	McHenry	Replace 4 Boiler Units		\$72,000		\$72,000	\$83,300
528	McHenry	Replace Fascia and Boiler		\$173,850		\$173,850	
528	McHenry	Resurfacing Parking Lot	\$9,387	\$35,613		\$45,000	
528	McHenry	Roof Replacement	\$696,056			\$696,056	
528	McHenry	Technology Bldg. Phase V	\$7,150,000			\$7,150,000	
		Subtotal	\$9,809,461	\$2,826,498	\$0	\$12,635,959	\$143,700
524	Moraine Valley	Absorption Chiller Replacement	\$650,000			\$650,000	\$659,775
524	Moraine Valley	Accessible Pathways around Building B	\$148,875			\$148,875	\$120,227
524	Moraine Valley	ADA Elevator	\$38,500			\$38,500	
524	Moraine Valley	ADA Restrooms	\$301,000			\$301,000	
524	Moraine Valley	ADA Signage	\$102,960			\$102,960	
524	Moraine Valley	ADA Women's Locker Room	\$119,000			\$119,000	
524	Moraine Valley	Air Handler Replacement in Building A	\$822,390			\$822,390	\$709,448
524	Moraine Valley	Campus Code Corrections	\$1,165,972			\$1,165,972	\$808,505
524	Moraine Valley	Campus Security Phase II	\$453,093			\$453,093	\$247,635
524	Moraine Valley	Campus Security Phase III	\$186,000			\$186,000	\$176,157
524	Moraine Valley	Campus Site Lighting	\$1,383,790			\$1,383,790	\$1,032,899
524	Moraine Valley	CCT Roof Replacement	\$958,000			\$958,000	
524	Moraine Valley	College Center Reroofing	\$155,000			\$155,000	
524	Moraine Valley	Computer Center Ventilation	\$150,000			\$150,000	
524	Moraine Valley	Energy Conservation Window	\$833,000			\$833,000	
524	Moraine Valley	Entrance Replacement -Building C	\$127,460			\$127,460	\$98,600
524	Moraine Valley	Expansion Joint Repair-Bldg L	\$134,000			\$134,000	
524	Moraine Valley	Fire Alarm Replacement	\$391,700			\$391,700	
524	Moraine Valley	Gymnasium Floor Replacement	\$246,648			\$246,648	\$239,273
524	Moraine Valley	Install Security Camera System	\$357,000			\$357,000	\$345,191
524	Moraine Valley	Locker Room (Revised)&T-647	\$485,800			\$485,800	
524	Moraine Valley	Remodel College Center & Buildings L and T		\$785,400		\$785,400	\$785,313
524	Moraine Valley	Replace Roofs	\$695,000			\$695,000	
524	Moraine Valley	Resurface Outdoor Courts	\$71,100			\$71,100	\$57,904
524	Moraine Valley	Retention Pond Stabilization	\$167,512			\$167,512	\$163,038
524	Moraine Valley	Roof Replacement/A,B,Cent Plt	\$555,000			\$555,000	
524	Moraine Valley	Skylight Replacement		\$113,100		\$113,100	
524	Moraine Valley	South Entry Rehabilitation	\$52,100			\$52,100	
524	Moraine Valley	Tennis Court Lighting Upgrade	\$102,080			\$102,080	\$84,505
524	Moraine Valley	Toilet Room Exhaust	\$139,230			\$139,230	\$98,373
524	Moraine Valley	Ventilation Systems-Ph II-Bldings A & B	\$352,440			\$352,440	\$197,718
524	Moraine Valley	Walk Replacement	\$207,900	\$113,100		\$321,000	
		Subtotal	\$11,552,550	\$1,011,600	\$0	\$12,564,150	\$5,824,560
527	Morton	Bldg. B - Classroom Addition		\$272,000		\$272,000	
527	Morton	Exterior Sign Restoration		\$68,000		\$68,000	
527	Morton	Gym Floor Restoration	\$6,644	\$27,456		\$34,100	
527	Morton	Hot Water/HVAC Renovation		\$45,000		\$45,000	\$58,000
527	Morton	Land Acquisition	\$600,000			\$600,000	
527	Morton	LRC - Circ. Desk Renovations		\$45,310		\$45,310	
527	Morton	Main Entrance/Drive Rehab		\$59,516		\$59,516	

Illinois Community College Board

Table V-12

BUDGETED REVENUE FOR COMMUNITY COLLEGE CONSTRUCTION

DISTRICT	COLLEGE NAME	PROJECT NAME	Budgeted Revenue			APPROVED/FINAL	FINAL
			LOCAL	STATE	FEDERAL	PROJECT COST	PROJECT COST*
527	Morton	Roofing/Waterproofing Repairs	\$1,155,824			\$1,155,824	\$696,147
527	Morton	Seating Restoration		\$35,600		\$35,600	
		Subtotal	\$1,762,468	\$552,882	\$0	\$2,315,350	\$754,147
535	Oakton	ADA Compliance	\$306,050			\$306,050	
535	Oakton	ADA Restroom Renovations		\$184,904		\$184,904	\$259,892
535	Oakton	Asbestos Removal/Demolition	\$750,000			\$750,000	
535	Oakton	Baseball Facility	\$600,000			\$600,000	
535	Oakton	Career/Student Svcs Remodeling	\$125,000			\$125,000	
535	Oakton	Construct R. Harstein Campus	\$18,006,000			\$18,006,000	
535	Oakton	Des Plaines Campus Expansion	\$11,292,900			\$11,292,900	
535	Oakton	Drainage Repairs	\$35,000			\$35,000	
535	Oakton	Enhanced 9-1-1 System	\$66,175			\$66,175	\$66,175
535	Oakton	Fire Alarm System Upgrade	\$211,600			\$211,600	
535	Oakton	Fire Protection System	\$29,924			\$29,924	
535	Oakton	Health Services Upgrade	\$79,775			\$79,775	
535	Oakton	Lavoratory Resoration Phase II		\$371,500		\$371,500	\$311,486
535	Oakton	Library/ISS/ALL Renovations	\$2,750,540			\$2,750,540	
535	Oakton	Maintenance Bldg. Addition	\$47,750			\$47,750	
535	Oakton	Parking Lot and Roadway Repair	\$44,062	\$208,438		\$252,500	
535	Oakton	Pavement Renovations	\$44,000	\$171,500		\$215,500	
535	Oakton	Performing Arts Center Expansion/Renovation	\$1,952,528			\$1,952,528	\$2,017,446
535	Oakton	Phase 4 Roof Replacement	\$88,000	\$360,000		\$448,000	\$383,052
535	Oakton	Planning for Ray Hartstein Addition	\$130,000	\$392,000		\$522,000	\$522,000
535	Oakton	Removal Underground Stor. Tnk	\$200,000			\$200,000	
535	Oakton	Stairwell Security Cameras	\$39,227			\$39,227	
535	Oakton	Telephone Caller ID System	\$49,900			\$49,900	
		Subtotal	\$36,848,431	\$1,688,342	\$0	\$38,536,773	\$3,560,051
505	Parkland	A/C Pit Safety Improvement	\$150,000			\$150,000	\$209,500
505	Parkland	Accessible Walks/Entry Rehab	\$111,000			\$111,000	
505	Parkland	ADA Door Improvements(Int&Ext)	\$300,000			\$300,000	\$349,000
505	Parkland	ADA Elevator & Restroom Renov.	\$310,000			\$310,000	\$285,000
505	Parkland	ADA L-Wing Entrance Renovation	\$170,000			\$170,000	\$178,000
505	Parkland	Agricultural Technology-Equine Facility	\$970,859	\$350,000		\$1,320,859	\$1,398,300
505	Parkland	Chemistry Lab Remodeling	\$550,000			\$550,000	\$657,017
505	Parkland	Child Care Center		\$1,496,300		\$1,496,300	
505	Parkland	Classroom Addition-Child Care	\$405,000			\$405,000	
505	Parkland	Classroom Instructional Support Addition	\$2,118,000	\$11,688,000		\$13,806,000	\$13,806,000
505	Parkland	Classroom Lighting Ph III	\$400,000			\$400,000	\$189,000
505	Parkland	Classroom Lighting Retrofit II	\$100,000			\$100,000	\$156,049
505	Parkland	Condenser Replacement Phase IV	\$1,100,000			\$1,100,000	\$1,093,418
505	Parkland	Condenser Replacement Phase V	\$1,200,000			\$1,200,000	\$1,070,000
505	Parkland	Condenser Replacement-Phase II	\$965,000			\$965,000	
505	Parkland	Door & Hardware Replacement Ph.II	\$150,000			\$150,000	\$169,000
505	Parkland	Drainage Improvements		\$99,047		\$99,047	
505	Parkland	Drainage Improvements Ph IV	\$975,000			\$975,000	\$1,090,088
505	Parkland	Drainage Improvements Phase II	\$800,000			\$800,000	\$647,622
505	Parkland	Drainage Improvements Phase III	\$1,050,000			\$1,050,000	\$1,021,418
505	Parkland	Drainage Improvements-Ph.I Parking Lots	\$400,000			\$400,000	\$400,000
505	Parkland	Drainage/Hazardous Entry II	\$200,000			\$200,000	
505	Parkland	Educational Video Center	\$300,000			\$300,000	
505	Parkland	Electrical Transformer Relocation/Replacement	\$450,000			\$450,000	\$197,373
505	Parkland	Hazardous Lighting Replace.	\$555,000			\$555,000	
505	Parkland	HVAC Replacement Phase III	\$905,000			\$905,000	
505	Parkland	HVAC-Condenser Replacement	\$725,000			\$725,000	
505	Parkland	Interior Lighting-Phase V	\$100,000			\$100,000	
505	Parkland	Lighting Code Corrections	\$200,000			\$200,000	
505	Parkland	Lighting Code Corrections	\$300,000			\$300,000	
505	Parkland	Lighting Improvements		\$99,047		\$99,047	
505	Parkland	Lighting Retrofit-Phase I	\$100,000			\$100,000	
505	Parkland	Main Entrance Modifications-Bradley Street	\$520,000			\$520,000	\$671,500

Illinois Community College Board

Table V-12

BUDGETED REVENUE FOR COMMUNITY COLLEGE CONSTRUCTION

DISTRICT	COLLEGE NAME	PROJECT NAME	Budgeted Revenue			APPROVED/FINAL PROJECT COST	FINAL PROJECT COST*
			LOCAL	STATE	FEDERAL		
505	Parkland	Natural Gas Line Replacement	\$240,000			\$240,000	
505	Parkland	Parking & Paving Renovations		\$166,070		\$166,070	
505	Parkland	Parking Lot Renovations		\$215,600		\$215,600	\$215,078
505	Parkland	Renovate Vet Tech Facility		\$97,941		\$97,941	
505	Parkland	Renovations in Buildings E and S		\$490,200		\$490,200	\$490,200
505	Parkland	Repair Masonry Walls,Gd Rails		\$97,941		\$97,941	
505	Parkland	Roof Replacement	\$400,000			\$400,000	
505	Parkland	Safety Lighting Upgrade	\$555,000			\$555,000	
505	Parkland	Second Floor Academic Wing Connection	\$366,000			\$366,000	\$366,000
505	Parkland	Second Floor Academic Wing Connection Ph II	\$700,000			\$700,000	\$687,318
505	Parkland	Theatre Rigging Replacement	\$100,000			\$100,000	\$120,561
		Subtotal	\$18,940,859	\$14,800,146	\$0	\$33,741,005	\$25,467,442
515	Prairie State	Accessible Parking Area	\$27,000			\$27,000	
515	Prairie State	Accessible Restrooms	\$81,600			\$81,600	
515	Prairie State	Admissions&Records Renovation	\$136,457	\$170,143		\$306,600	
515	Prairie State	Atrium Safety Alterations	\$98,400			\$98,400	
515	Prairie State	Construct Parking Lot	\$945,000			\$945,000	
515	Prairie State	Drainage Corrections Bldg.	\$151,200			\$151,200	
515	Prairie State	Emergency Electrical Gener.	\$425,100			\$425,100	
515	Prairie State	Emergency Gas Line Repair	\$31,000			\$31,000	
515	Prairie State	Exterior Security Lighting	\$222,335			\$222,335	
515	Prairie State	HVAC Rehab Building	\$231,300			\$231,300	
515	Prairie State	HVAC/Electrical Rehabilitation	\$138,000			\$138,000	
515	Prairie State	Improve Entrance Accessibility	\$409,200			\$409,200	
515	Prairie State	Land Acquisition (4.77 acres)	\$114,614			\$114,614	
515	Prairie State	LRC Addition/Remodeling	\$1,466,600	\$6,397,400		\$7,864,000	
515	Prairie State	LRC Code Corrections	\$112,700			\$112,700	
515	Prairie State	Masonry Repairs Phase II	\$95,000			\$95,000	
515	Prairie State	Mechanical Systems Replacement	\$4,121,110			\$4,121,110	
515	Prairie State	Natural Gas Pipe Replacement	\$78,100			\$78,100	
515	Prairie State	Renovate Fitness Center	\$208,000			\$208,000	
515	Prairie State	Renovate Multi-purpose Room		\$191,737		\$191,737	
515	Prairie State	Replace Roofs	\$882,000			\$882,000	
		Subtotal	\$9,974,716	\$6,759,280	\$0	\$16,733,996	\$0
521	Rend Lake	Accessibility Alterations	\$91,138			\$91,138	
521	Rend Lake	ADA Elevator Repairs	\$38,720			\$38,720	
521	Rend Lake	ADA Renovations	\$90,660			\$90,660	
521	Rend Lake	ADA Renovations	\$10,637	\$91,853		\$102,490	\$93,988
521	Rend Lake	Allied Health Dept. Renovations		\$150,000		\$150,000	\$125,921
521	Rend Lake	Aquatics/Rehab Center	\$600,000	\$1,800,000		\$2,400,000	\$2,609,702
521	Rend Lake	Bleacher Repairs	\$104,135			\$104,135	
521	Rend Lake	Boiler Plant Improvements	\$196,650			\$196,650	\$235,238
521	Rend Lake	Boiler Room Controls	\$37,755			\$37,755	
521	Rend Lake	Chilled Water Loop System	\$487,600			\$487,600	
521	Rend Lake	Code Compliance-Theater	\$125,241			\$125,241	
521	Rend Lake	Code Corrections IT Bldg.	\$207,870			\$207,870	
521	Rend Lake	Computer Class Remodeling	\$33,600			\$33,600	
521	Rend Lake	Cooling Tower Replacement	\$133,403			\$133,403	
521	Rend Lake	Drainage Alteration & Repair	\$349,912			\$349,912	
521	Rend Lake	Drainage Improvements-Parking	\$426,000			\$426,000	
521	Rend Lake	Emergency Generator Equipment	\$76,684			\$76,684	
521	Rend Lake	Emergency Generator Replace.	\$164,800			\$164,800	
521	Rend Lake	Energy Conservation Measures	\$242,000			\$242,000	\$178,125
521	Rend Lake	Energy Conservation Project	\$713,500			\$713,500	\$648,391
521	Rend Lake	Fire Alarm Repairs	\$65,450			\$65,450	
521	Rend Lake	Fire Safety Alterations	\$87,613			\$87,613	
521	Rend Lake	Generator Improvements Ph.II	\$288,400			\$288,400	\$212,858
521	Rend Lake	Generator Modifications Ph.I	\$250,000			\$250,000	\$196,752
521	Rend Lake	Hazardous Sidewalk Replacement	\$59,312			\$59,312	
521	Rend Lake	Hazardous Sidewalk Replacement	\$33,880			\$33,880	\$32,010

Illinois Community College Board

Table V-12

BUDGETED REVENUE FOR COMMUNITY COLLEGE CONSTRUCTION

DISTRICT	COLLEGE NAME	PROJECT NAME	Budgeted Revenue			APPROVED/FINAL PROJECT COST	FINAL PROJECT COST*
			LOCAL	STATE	FEDERAL		
521	Rend Lake	HVAC Equipment Replacement	\$41,236			\$41,236	\$27,705
521	Rend Lake	HVAC/Air Handling Upgrades	\$589,700			\$589,700	\$561,411
521	Rend Lake	Industrial Training Center-Pinckneyville		\$400,000		\$400,000	\$764,736
521	Rend Lake	Interior Lighting Upgrade	\$70,500			\$70,500	
521	Rend Lake	Lighting Upgrade/Engy. Cons.	\$39,323			\$39,323	
521	Rend Lake	LRV Elevator Renovation	\$31,765			\$31,765	
521	Rend Lake	Maintenance Lot Drainage Imprv	\$76,953			\$76,953	
521	Rend Lake	Natural Gas Line Replacement	\$76,910			\$76,910	
521	Rend Lake	North Chiller Replacement	\$227,500			\$227,500	
521	Rend Lake	Paint Booth Ventilation	\$36,862			\$36,862	
521	Rend Lake	Plumbing and Utilities Renovation Phase II	\$65,473	\$1,546,420		\$1,611,893	\$1,235,735
521	Rend Lake	Plumbing System Renovations Phase I	\$450,000			\$450,000	
521	Rend Lake	Plumbing System Repairs	\$438,745			\$438,745	
521	Rend Lake	Remodeling for Intake Center	\$1,299,220			\$1,299,220	\$1,311,554
521	Rend Lake	Renovate Lecture Rooms	\$11,719	\$83,091		\$94,810	
521	Rend Lake	Replace Interior Finishes		\$50,395		\$50,395	
521	Rend Lake	RLC Children's Center	\$400,000			\$400,000	
521	Rend Lake	RLC Mall and One Stop Center	\$4,300,000			\$4,300,000	\$4,002,634
521	Rend Lake	Roadway Improvements		\$104,441		\$104,441	
521	Rend Lake	Roof Replacement	\$125,000	\$375,000		\$500,000	
521	Rend Lake	Roof Replacements/New Maint.	\$79,129			\$79,129	
521	Rend Lake	Science Bldg Roof Repair	\$20,633	\$51,521		\$72,154	
521	Rend Lake	Sewer Connection	\$96,690			\$96,690	
521	Rend Lake	Sidewalk and Masonry Improve.	\$86,600			\$86,600	\$87,458
521	Rend Lake	Sidewalk Lighting Improvements	\$359,523			\$359,523	\$356,575
521	Rend Lake	Sidewalk Replacement	\$44,312			\$44,312	\$41,404
521	Rend Lake	Soil Remediation	\$58,157			\$58,157	\$20,797
521	Rend Lake	Stage Curtain Replacement	\$34,485			\$34,485	\$16,420
521	Rend Lake	Structural Repairs	\$95,165			\$95,165	
521	Rend Lake	Student Ctr Roof Replacement	\$52,100			\$52,100	
521	Rend Lake	Theater Stage Floor Replacement	\$54,200			\$54,200	\$42,616
521	Rend Lake	Underground Storage Tank Alt.	\$26,445			\$26,445	
521	Rend Lake	Ventilation Alterations	\$163,429			\$163,429	
521	Rend Lake	Vocational Roof Repair	\$77,000			\$77,000	
521	Rend Lake	Water System Upgrade-Stu Ctr.	\$34,450			\$34,450	
		Subtotal	\$14,478,184	\$4,652,721	\$0	\$19,130,905	\$12,802,029
537	Richland	ADA Compliance	\$30,324			\$30,324	\$25,260
537	Richland	Art Gallery Renovations		\$140,000		\$140,000	
537	Richland	Child Care Code Corrections	\$90,000			\$90,000	
537	Richland	Construct Greenhouse	\$100,000			\$100,000	
537	Richland	Cooling Tower Piping Replacement	\$240,000			\$240,000	
537	Richland	Elevator Equipment Upgrade	\$48,000			\$48,000	
537	Richland	Energy System Mgmt.Replacement	\$235,800			\$235,800	
537	Richland	Exterior Canopies Air Infil.		\$171,100		\$171,100	
537	Richland	Exterior Door Replacements	\$102,240			\$102,240	
537	Richland	Fire Alarm System Upgrade	\$196,200			\$196,200	
537	Richland	Fire Sprinkler Repairs/Gas Valve Shut-Offs	\$90,000			\$90,000	
537	Richland	Grease Trap Modifications	\$30,000			\$30,000	
537	Richland	Greenhouse Window Replacements	\$45,360			\$45,360	
537	Richland	Hazardous Floor Replacement	\$88,800			\$88,800	
537	Richland	HVAC Modification		\$4,405		\$4,405	
537	Richland	HVAC/Exhaust System Modifications	\$469,200			\$469,200	
537	Richland	ing Upgrade-Energy Efficiency	\$180,000			\$180,000	
537	Richland	Modify Facilities	\$30,367			\$30,367	
537	Richland	Parking Lot Completion	\$107,000			\$107,000	
537	Richland	Renovate Mechanical Room		\$15,500		\$15,500	
537	Richland	Renovate Southeast Center		\$11,000		\$11,000	
537	Richland	Security Lighting (exterior) & Call Boxes	\$78,000			\$78,000	
537	Richland	Security System Upgrade	\$102,000			\$102,000	
537	Richland	Tuckpointing and Roofing Repairs	\$130,800			\$130,800	
537	Richland	UST Replacement/Generator Repairs	\$54,600			\$54,600	

Illinois Community College Board

Table V-12

BUDGETED REVENUE FOR COMMUNITY COLLEGE CONSTRUCTION

DISTRICT	COLLEGE NAME	PROJECT NAME	Budgeted Revenue			APPROVED/FINAL PROJECT COST	FINAL PROJECT COST*
			LOCAL	STATE	FEDERAL		
		Subtotal	\$2,448,691	\$342,005	\$0	\$2,790,696	\$25,260
511	Rock Valley	Accessibility	\$94,400			\$94,400	
511	Rock Valley	Accessibility Renovations-Samuelson Rd. Ctr.	\$94,400			\$94,400	\$111,900
511	Rock Valley	Accessible Restroom Modif.	\$31,506			\$31,506	
511	Rock Valley	ADA Modifications	\$64,900			\$64,900	
511	Rock Valley	ADA Renovations-Restrooms	\$118,000			\$118,000	
511	Rock Valley	ADA Transition Plan Compliance	\$179,360			\$179,360	\$91,017
511	Rock Valley	ADA Walkway Compliance	\$177,800			\$177,800	
511	Rock Valley	Asbestos Abatement Access Door	\$194,920			\$194,920	
511	Rock Valley	Asbestos Abatement-CR Blding 1	\$306,800			\$306,800	\$233,907
511	Rock Valley	Asbestos Removal	\$51,254			\$51,254	
511	Rock Valley	Aviation Center Life Safety Improvements	\$110,900			\$110,900	\$104,288
511	Rock Valley	Backflow Valve/Fire Pumps-Samuelson Rd. Ctr.	\$82,600			\$82,600	\$85,000
511	Rock Valley	Bleacher Repairs/Replacement	\$224,200			\$224,200	\$286,570
511	Rock Valley	Boiler Replacement - Main Campus	\$1,356,700			\$1,356,700	
511	Rock Valley	Boiler/Chiller Replacements at CDA	\$1,162,300			\$1,162,300	\$1,172,340
511	Rock Valley	Career Development Academy Structural Upgrade	\$325,600			\$325,600	\$269,793
511	Rock Valley	Educational Resources Center ADA Elevator	\$147,500			\$147,500	\$175,598
511	Rock Valley	Emergency Phone System	\$56,640			\$56,640	
511	Rock Valley	Energy Conservation Projects	\$295,000			\$295,000	\$298,102
511	Rock Valley	Exterior Door Replacements	\$84,960			\$84,960	
511	Rock Valley	Exterior Lighting Renovations	\$47,200			\$47,200	
511	Rock Valley	Exterior Masonry Project	\$224,200			\$224,200	\$217,400
511	Rock Valley	Exterior Roofing/Sealants	\$467,200			\$467,200	
511	Rock Valley	Fire Alarm Installation	\$53,100			\$53,100	
511	Rock Valley	Fire Alarm Renovation	\$29,500			\$29,500	
511	Rock Valley	Fire Alarm System Upgrade-Campus Wide	\$1,073,800			\$1,073,800	
511	Rock Valley	Fire Alarm Update	\$265,500			\$265,500	
511	Rock Valley	Handicapped Accessibility	\$270,220	\$94,400		\$364,620	
511	Rock Valley	Hangar Door Replacement	\$106,200			\$106,200	
511	Rock Valley	Hazardous Bleacher Repair	\$531,000			\$531,000	
511	Rock Valley	Hazardous Lighting System	\$44,840			\$44,840	
511	Rock Valley	HVAC Utility Upgrade	\$454,300			\$454,300	\$471,275
511	Rock Valley	Indoor Air Quality Renovations	\$64,900			\$64,900	
511	Rock Valley	Install Accessible Hardward	\$169,920			\$169,920	
511	Rock Valley	Install Emgy. Warning System	\$25,020			\$25,020	
511	Rock Valley	Interior Guardrail Renovations	\$118,000			\$118,000	
511	Rock Valley	Land and Buildings Acquisition at 6520 Spring				\$290,000	
511	Rock Valley	Lighting Efficiency Renovation	\$213,010			\$213,010	
511	Rock Valley	Lighting Fixture Retrofits	\$182,900			\$182,900	
511	Rock Valley	Moisture Protection	\$83,780			\$83,780	
511	Rock Valley	Moisture Protection/Windows	\$389,400			\$389,400	
511	Rock Valley	Moisture Protection-Doors	\$138,060			\$138,060	
511	Rock Valley	Parking Lot #3 Renovation		\$328,300		\$328,300	
511	Rock Valley	Piping Renovations at Student Center	\$531,000			\$531,000	\$314,000
511	Rock Valley	Pond Dredging	\$147,500			\$147,500	
511	Rock Valley	Purchase Career Development Academy	\$200,000			\$200,000	
511	Rock Valley	Remodel Bldgs. B & F	\$249,220			\$249,220	
511	Rock Valley	Remodeling Technology Center	\$133,500			\$133,500	
511	Rock Valley	Remov Deteriorated Asbestos	\$92,790			\$92,790	
511	Rock Valley	Renovate Elec. Distr. System	\$148,680			\$148,680	
511	Rock Valley	Renovate Entrance Roadway		\$100,197		\$100,197	
511	Rock Valley	Renovation/Expan. Parking Lot	\$8,343	\$371,828		\$380,171	
511	Rock Valley	Repair and Replace Walks	\$112,100			\$112,100	
511	Rock Valley	Repair ERC Entrance Stairs	\$47,200			\$47,200	\$49,896
511	Rock Valley	Repair Structural Leaks	\$53,100			\$53,100	
511	Rock Valley	Retrofit Windows	\$810,660			\$810,660	
511	Rock Valley	Roof Modifications	\$64,900			\$64,900	
511	Rock Valley	Roof Replacement	\$237,350			\$237,350	
511	Rock Valley	Roof Replacement - 4 Buildings	\$328,040			\$328,040	
511	Rock Valley	Roof Replacements (3 buildings)	\$324,500			\$324,500	\$281,550

Illinois Community College Board

Table V-12

BUDGETED REVENUE FOR COMMUNITY COLLEGE CONSTRUCTION

DISTRICT	COLLEGE NAME	PROJECT NAME	Budgeted Revenue			APPROVED/FINAL PROJECT COST	FINAL PROJECT COST*
			LOCAL	STATE	FEDERAL		
511	Rock Valley	Roof Replacement-Shingle Doors	\$466,100			\$466,100	
511	Rock Valley	Safety Lighting, Lots 7 & 8	\$135,700			\$135,700	
511	Rock Valley	Science Lab Code Alterations	\$743,400			\$743,400	
511	Rock Valley	Science Lab/Storage Renovation	\$826,000			\$826,000	\$829,189
511	Rock Valley	Stone Bridge Repairs	\$53,100			\$53,100	
511	Rock Valley	Structural Repair-Wood Bridge	\$81,420			\$81,420	
511	Rock Valley	Support Services Building	\$6,263,000			\$6,263,000	\$6,539,123
511	Rock Valley	Theater Storage Facility	\$57,947			\$57,947	
511	Rock Valley	Underground Piping Replacement	\$1,098,400			\$1,098,400	
511	Rock Valley	Underground Piping System Ph I	\$944,000			\$944,000	\$951,893
511	Rock Valley	Underground Piping System PhII	\$850,000			\$850,000	\$857,107
511	Rock Valley	Underground Tank Replacement	\$76,000			\$76,000	
511	Rock Valley	Upgrade EMS/Chilled Water	\$295,000			\$295,000	
511	Rock Valley	Windoe Replacement-Bell School Road Center	\$42,480			\$42,480	\$25,110
		Subtotal	\$25,533,220	\$894,725	\$0	\$26,717,945	\$13,365,058
518	Sandburg	Acquisition/Remodeling of Galesburg Building	\$1,755,559			\$1,755,559	
518	Sandburg	ADA Accessibility Improvements	\$181,720			\$181,720	
518	Sandburg	ADA Compliance Modifications	\$163,595			\$163,595	
518	Sandburg	ADA Compliance Work	\$567,705			\$567,705	
518	Sandburg	ADA Library Renovations	\$483,090			\$483,090	\$480,096
518	Sandburg	ADA Upgrade - East Foyer	\$518,850			\$518,850	
518	Sandburg	Bleacher Replacement	\$90,485			\$90,485	\$91,855
518	Sandburg	Branch Campus-Carthage,IL	\$1,208,600			\$1,208,600	
518	Sandburg	Building B Roof Replacements	\$170,449			\$170,449	\$107,682
518	Sandburg	Building C Roof Replacements	\$198,380			\$198,380	\$103,976
518	Sandburg	Building D Roof Replacements	\$70,316			\$70,316	
518	Sandburg	Building E Roof Replacements	\$253,977			\$253,977	
518	Sandburg	Building F Roof Replacements	\$225,349			\$225,349	
518	Sandburg	Bushnell Extension Center Expansion	\$461,218			\$461,218	\$464,958
518	Sandburg	Butler Blding Energy Conserva.	\$39,568			\$39,568	\$33,548
518	Sandburg	Butler Building Child Care Drop-Off	\$199,675			\$199,675	\$169,325
518	Sandburg	Campus Parking Lot/Perimeter Build Lighting	\$30,360			\$30,360	\$21,245
518	Sandburg	Carthage Land Purchase	\$42,000			\$42,000	\$40,000
518	Sandburg	Carthage Technology Center	\$768,000			\$768,000	\$747,669
518	Sandburg	Center for Manufacturing Exc.	\$2,020,000			\$2,020,000	\$1,658,123
518	Sandburg	Computer/Student Center	\$1,096,000	\$3,708,000		\$4,804,000	\$4,787,205
518	Sandburg	Corridor Renovations		\$251,523		\$251,523	\$211,600
518	Sandburg	E/F Passageway	\$248,452			\$248,452	\$254,977
518	Sandburg	Elevator Replacement -201 E. Main	\$30,678	\$72,354		\$103,032	
518	Sandburg	Elevator Replacement-Building D	\$140,616			\$140,616	
518	Sandburg	Energy Conservation	\$274,825			\$274,825	
518	Sandburg	Energy Conservation Improve.	\$108,170			\$108,170	
518	Sandburg	Energy Conservation Measures	\$166,540			\$166,540	
518	Sandburg	Energy Conservation/HVAC Repairs	\$388,491			\$388,491	
518	Sandburg	Fire Alarm System Renovations	\$41,668			\$41,668	\$35,397
518	Sandburg	Fitness Center Expansion	\$419,207			\$419,207	\$419,962
518	Sandburg	Gym Floor Replacement		\$27,600		\$27,600	
518	Sandburg	HVAC Repairs	\$217,618			\$217,618	
518	Sandburg	HVAC Unit in Building F	\$52,636			\$52,636	
518	Sandburg	HVAC Unit Replacements- Carthage	\$71,062			\$71,062	\$49,737
518	Sandburg	Maintenance Building Construction	\$358,057			\$358,057	
518	Sandburg	Parking Lot Code Corrections	\$37,840			\$37,840	\$26,467
518	Sandburg	Parking Lot Paving	\$243,061			\$243,061	
518	Sandburg	Parking Lot Restoration		\$35,150		\$35,150	
518	Sandburg	Replace Carpet-LRC & Butlers	\$132,369			\$132,369	\$112,303
518	Sandburg	Roadway/Parking-Inc. '90 \$		\$112,712		\$112,712	
518	Sandburg	Roof Replacement at Galesburg Building	\$59,288			\$59,288	
518	Sandburg	Security Lighting	\$101,494			\$101,494	
518	Sandburg	Security Lighting Rehab	\$67,804			\$67,804	
518	Sandburg	Underground Storage Tank	\$68,677			\$68,677	
518	Sandburg	Water Circulation/Heating Sys.	\$56,360			\$56,360	

Illinois Community College Board

Table V-12

BUDGETED REVENUE FOR COMMUNITY COLLEGE CONSTRUCTION

DISTRICT	COLLEGE NAME	PROJECT NAME	Budgeted Revenue			APPROVED/FINAL PROJECT COST	FINAL PROJECT COST*
			LOCAL	STATE	FEDERAL		
		Subtotal	\$13,829,809	\$4,207,339	\$0	\$18,037,148	\$9,816,125
506	Sauk Valley	Accessibility Improvements	\$226,926			\$226,926	\$143,322
506	Sauk Valley	Asbestos Abatement	\$200,000			\$200,000	\$93,054
506	Sauk Valley	Asbestos Abatement	\$56,000			\$56,000	
506	Sauk Valley	Asbestos Study & Mgmt. Plan	\$28,000			\$28,000	
506	Sauk Valley	Asbstos Abatement-Conference Room & Misc.	\$74,800			\$74,800	\$58,995
506	Sauk Valley	Bleacher Replacement/Repairs	\$152,686			\$152,686	
506	Sauk Valley	Boiler Repairs	\$72,700			\$72,700	
506	Sauk Valley	Boiler Repairs	\$36,600			\$36,600	
506	Sauk Valley	Building Perimeter Cracks	\$226,584			\$226,584	\$220,154
506	Sauk Valley	Construct Restroom Facility	\$54,898			\$54,898	
506	Sauk Valley	Cooling Tower Repairs	\$140,000			\$140,000	
506	Sauk Valley	Cooling Towers Replacement	\$320,760			\$320,760	\$336,383
506	Sauk Valley	Domestic Water System Repair	\$324,000			\$324,000	\$324,378
506	Sauk Valley	Egress Corrections-2nd Fl West	\$208,375			\$208,375	\$128,539
506	Sauk Valley	Electrical System Deficiency Corrections	\$127,234			\$127,234	\$115,629
506	Sauk Valley	Elevator Access. Modification	\$108,974			\$108,974	
506	Sauk Valley	Energy Conservation Measures	\$980,460			\$980,460	
506	Sauk Valley	Exterior Concrete Surface Repair Phase IV	\$231,400			\$231,400	\$221,255
506	Sauk Valley	Exterior Concrete Surface Repair-Phase II	\$193,111			\$193,111	\$187,630
506	Sauk Valley	Exterior Concrete Surface Repairs - Ph.III	\$431,880			\$431,880	\$391,054
506	Sauk Valley	Exterior Lighting Safety Rep.	\$417,064			\$417,064	
506	Sauk Valley	Fire Safety Valves	\$41,030			\$41,030	
506	Sauk Valley	Fitness Center	\$67,000			\$67,000	
506	Sauk Valley	HVAC Temperature Control Upgrade	\$329,076			\$329,076	\$230,642
506	Sauk Valley	Kitchen Ventilation Modif.	\$79,685			\$79,685	
506	Sauk Valley	Lighting Repairs	\$37,012			\$37,012	
506	Sauk Valley	Mall Area Lighting Upgrade	\$375,202			\$375,202	\$382,286
506	Sauk Valley	Masonry/Retaining Wall Repairs	\$113,634			\$113,634	\$121,105
506	Sauk Valley	Park. Area & Roadway Sealing	\$36,176	\$165,278		\$201,454	
506	Sauk Valley	Parking Lot Repairs	\$19,639	\$83,572		\$103,211	
506	Sauk Valley	Replace Fire Alarm System	\$375,417			\$375,417	
506	Sauk Valley	Replace Fire Exit Signage	\$31,185			\$31,185	
506	Sauk Valley	Resurfacing Tennis Courts	\$240,046			\$240,046	\$218,386
506	Sauk Valley	Retaining Wall Renovations	\$51,128			\$51,128	\$48,770
506	Sauk Valley	Road Resurfacing		\$140,909		\$140,909	
506	Sauk Valley	Roof Replacement	\$40,889			\$40,889	\$41,421
506	Sauk Valley	Roofing Repairs	\$133,300			\$133,300	
506	Sauk Valley	Steam Coil Replacement	\$222,750			\$222,750	\$160,650
506	Sauk Valley	Theater Renovation	\$262,543			\$262,543	\$87,341
506	Sauk Valley	Underground Storage Tank Remov	\$244,177			\$244,177	\$238,374
506	Sauk Valley	Walkway Lighting Repairs	\$26,861			\$26,861	\$12,359
506	Sauk Valley	Waste Water Treatment	\$156,000			\$156,000	
506	Sauk Valley	Well House Roof Membrane	\$40,960			\$40,960	\$37,815
		Subtotal	\$7,536,162	\$389,759	\$0	\$7,925,921	\$3,799,542
531	Shawnee	ADA Accessibility to Gymnasium		\$53,207		\$53,207	
531	Shawnee	Building Add. & Roof Repairs	\$1,550,792	\$7,713,208		\$9,264,000	\$8,580,200
531	Shawnee	Campus Drive Improvements	\$2,509	\$21,280		\$23,789	
531	Shawnee	Campus Parking/Drive Improve.	\$2,509	\$21,280		\$23,789	
531	Shawnee	Resurf. Park Lot - Phase II		\$17,543		\$17,543	
531	Shawnee	Resurf. Park. Lot-90&91 R&R		\$42,691		\$42,691	
531	Shawnee	Roadway Resurfacing	\$5,330	\$16,300		\$21,630	
531	Shawnee	Roof Replacement Bldings H & I	\$612,800			\$612,800	\$439,690
531	Shawnee	Soffit Repair Building H	\$363,200			\$363,200	\$39,000
		Subtotal	\$2,537,140	\$7,885,509	\$0	\$10,422,649	\$9,058,890
510	South Suburban	Access. Improvements/Western	\$58,400			\$58,400	
510	South Suburban	Accessible Restrooms	\$186,000			\$186,000	
510	South Suburban	Acoustical Improvements		\$35,853		\$35,853	
510	South Suburban	Acoustical Treatment-FY95		\$102,820		\$102,820	

Illinois Community College Board

Table V-12

BUDGETED REVENUE FOR COMMUNITY COLLEGE CONSTRUCTION

DISTRICT	COLLEGE NAME	PROJECT NAME	Budgeted Revenue			APPROVED/FINAL PROJECT COST	FINAL PROJECT COST*
			LOCAL	STATE	FEDERAL		
510	South Suburban	Acoustical Treatment-Phase II		\$78,100		\$78,100	
510	South Suburban	ADA Restroom and Door Improvements		\$153,551		\$153,551	
510	South Suburban	Add'l Acoustical Treatment		\$102,820		\$102,820	
510	South Suburban	Art Lab/Studio Upgrades	\$252,000			\$252,000	
510	South Suburban	Carpet Replacement		\$64,084		\$64,084	
510	South Suburban	Carpet Replacement		\$30,666		\$30,666	
510	South Suburban	Chem Lab Safety Alterations	\$200,000			\$200,000	
510	South Suburban	Chemistry Lab Renovation (Code Upgrades)	\$430,000			\$430,000	\$339,248
510	South Suburban	Class Acoustical Treatment		\$43,481		\$43,481	
510	South Suburban	Classroom Lighting & HVAC Improvements	\$57,600			\$57,600	\$98,395
510	South Suburban	Classroom Lighting Improvement	\$504,000			\$504,000	
510	South Suburban	Classroom Lighting Phase II	\$350,000			\$350,000	
510	South Suburban	Classroom Lighting Sensors	\$51,129		\$32,721	\$83,850	
510	South Suburban	Construct New Roadway	\$128,048			\$128,048	
510	South Suburban	Cooling Tower Repairs	\$34,800			\$34,800	
510	South Suburban	Cooling Tower Repairs	\$242,400			\$242,400	\$302,428
510	South Suburban	Drainage Improvements-PH II	\$112,571			\$112,571	
510	South Suburban	Drainage Improvements-PhaseIII	\$174,000			\$174,000	
510	South Suburban	East/West Roadway Repaving		\$93,100		\$93,100	
510	South Suburban	Electrical Panel Replacement	\$26,000			\$26,000	
510	South Suburban	Fire Prot. System Renovation	\$25,200			\$25,200	
510	South Suburban	Flooring & Restroom Renovation		\$236,400		\$236,400	
510	South Suburban	HVAC Modifications	\$594,288			\$594,288	
510	South Suburban	HVAC Renovation/Phase I	\$397,200			\$397,200	
510	South Suburban	Install Accessible Hardware	\$138,000			\$138,000	
510	South Suburban	Install Entry Vestibule	\$58,860			\$58,860	
510	South Suburban	Paint Interior Fieldhouse		\$30,500		\$30,500	
510	South Suburban	Porch Improvements & Flooring		\$128,900		\$128,900	
510	South Suburban	Renovate Field House Walk	\$574	\$32,324		\$32,898	
510	South Suburban	Repair Fan Room Walls	\$60,000			\$60,000	
510	South Suburban	Repair of HVAC/Phase III	\$749,200			\$749,200	
510	South Suburban	Replace Exterior Doors	\$67,200			\$67,200	
510	South Suburban	Replace Hazardous Walks	\$46,850			\$46,850	
510	South Suburban	Replace Rooftop Units	\$159,600			\$159,600	
510	South Suburban	Roof Renovation-Phase I	\$60,000			\$60,000	
510	South Suburban	Roof Replacement	\$197,100			\$197,100	
510	South Suburban	Roof Replacement/Elevator Monitor	\$63,000			\$63,000	
510	South Suburban	Roofing Projects/College Ctr.	\$192,000			\$192,000	
510	South Suburban	Science Lab Code Corrections	\$100,000			\$100,000	
510	South Suburban	Science Lab Safety Reconstruc.	\$100,000			\$100,000	
510	South Suburban	Science Lab Update	\$300,000			\$300,000	
510	South Suburban	Security Lighting	\$60,000			\$60,000	
510	South Suburban	Security System Enhancements	\$48,000			\$48,000	
510	South Suburban	Security System Upgrade	\$87,393			\$87,393	
510	South Suburban	Storm Water Drainage Replace.	\$348,000			\$348,000	
510	South Suburban	Structural Concrete Repairs	\$47,210			\$47,210	
510	South Suburban	Upgrade/Extend HVAC	\$445,500			\$445,500	
510	South Suburban	Various PHS Improvements	\$300,000			\$300,000	\$452,347
510	South Suburban	Water Main Replacement	\$420,000			\$420,000	
510	South Suburban	West Entrance Rehabilitation		\$96,700		\$96,700	
510	South Suburban	Western Enrollment Center		\$1,504,000		\$1,504,000	
		Subtotal	\$7,872,123	\$2,733,299	\$32,721	\$10,638,143	\$1,192,418
533	Southeastern	ADA Renovations	\$741,000			\$741,000	\$587,460
533	Southeastern	Humanities/Admin Bldg.	\$1,583,000	\$7,257,500		\$8,840,500	
533	Southeastern	Replace Roof Technicl Bldg.	\$67,889	\$107,111		\$175,000	
533	Southeastern	Robert Gregg Tech Center Remodeling		\$101,510		\$101,510	\$176,300
533	Southeastern	Roofing Project Bldgs A,B,C	\$559,000			\$559,000	
		Subtotal	\$2,950,889	\$7,466,121	\$0	\$10,417,010	\$763,760
522	Southwestern	8.6 Acre Land Acquisition	\$68,800			\$68,800	
522	Southwestern	Accessibility Modifications	\$102,200			\$102,200	

Illinois Community College Board

Table V-12

BUDGETED REVENUE FOR COMMUNITY COLLEGE CONSTRUCTION

DISTRICT	COLLEGE NAME	PROJECT NAME	Budgeted Revenue			APPROVED/FINAL PROJECT COST	FINAL PROJECT COST*
			LOCAL	STATE	FEDERAL		
522	Southwestern	Accessibility Renovations	\$789,000			\$789,000	
522	Southwestern	ADA Access-Granite City	\$67,200			\$67,200	\$71,741
522	Southwestern	ADA Accessibility	\$117,600			\$117,600	
522	Southwestern	ADA Accessibility-PSOP Center	\$49,780			\$49,780	\$54,387
522	Southwestern	Asbestos Abatement in Farmhouse	\$38,400			\$38,400	\$23,520
522	Southwestern	Asbestos Abatement-Granite Cty	\$184,250			\$184,250	\$30,311
522	Southwestern	Auto.Collision Repair Tech.Training Facility	\$290,000	\$870,000		\$1,160,000	
522	Southwestern	Aviation Maint. Train. Fac.	\$265,750			\$265,750	
522	Southwestern	Cafeteria Expansion	\$181,000			\$181,000	
522	Southwestern	Campus Storage Renovation	\$164,869	\$93,866		\$258,735	
522	Southwestern	Chemistry Rooms/Labs Update	\$78,020			\$78,020	\$95,181
522	Southwestern	Classroom Expansion-Planning	\$582,300	\$1,746,900		\$2,329,200	
522	Southwestern	Classroom Fire Protection-GCC	\$138,000			\$138,000	\$140,853
522	Southwestern	Electr.Service Switch-Bellev	\$254,000			\$254,000	\$154,837
522	Southwestern	Electrical Code Compliance	\$34,150			\$34,150	
522	Southwestern	Electrical Renovations	\$286,440			\$286,440	
522	Southwestern	Electrical System Upgrade-Granite City	\$120,200			\$120,200	\$76,724
522	Southwestern	Elevator (3)Retrofits /Emerg. Lowering Device	\$28,830			\$28,830	\$29,748
522	Southwestern	Energy Cons/Elec. Retrofit	\$36,960			\$36,960	
522	Southwestern	Energy Conservation	\$95,750			\$95,750	
522	Southwestern	Energy Conservation	\$25,200			\$25,200	
522	Southwestern	Energy Conservation Measures	\$668,600			\$668,600	
522	Southwestern	Energy Conservation PSOP	\$25,750			\$25,750	
522	Southwestern	Energy Conservation-Belleville	\$89,600			\$89,600	\$80,183
522	Southwestern	Energy Conservation-Belleville	\$61,150			\$61,150	
522	Southwestern	Energy Conservation-Granite	\$330,950			\$330,950	
522	Southwestern	Energy Conservation-PSOP	\$31,500			\$31,500	\$34,381
522	Southwestern	Exterior Lighting Code Corr.	\$80,000			\$80,000	
522	Southwestern	Fire Protection Renov.	\$47,600			\$47,600	
522	Southwestern	Fire Protection Renovation	\$82,040			\$82,040	
522	Southwestern	Fire Protection Renovation	\$85,400			\$85,400	
522	Southwestern	Fire Protection Renovations	\$56,000			\$56,000	
522	Southwestern	Fire/Warning Sys.-RB/GC/PSOP	\$143,360			\$143,360	
522	Southwestern	Flooring, Ceiling/Lighting Replacements-G.C.	\$500,000			\$500,000	\$354,375
522	Southwestern	Furnace Replacements-R.B. Campus	\$33,000			\$33,000	\$38,138
522	Southwestern	Granite City-light replacemnts	\$128,000			\$128,000	\$126,855
522	Southwestern	Hazardous Materials Storage	\$130,000			\$130,000	
522	Southwestern	HVAC Renovations-Computer Room at Belleville	\$75,500			\$75,500	\$60,126
522	Southwestern	HVAC Retrofit-Phase II	\$353,360			\$353,360	
522	Southwestern	Land Acquisition - Belleville	\$213,442			\$213,442	
522	Southwestern	Main Campus Expans. & Red Bud	\$3,599,000	\$10,797,100		\$14,396,100	
522	Southwestern	Main Frame Room Upgrades-Belleville	\$70,900			\$70,900	
522	Southwestern	Mech.Renovations-Belleville	\$369,600			\$369,600	\$398,971
522	Southwestern	Mechanical Renovations	\$100,800			\$100,800	\$123,253
522	Southwestern	Mechanical Renovations-Belle.	\$28,750			\$28,750	\$9,649
522	Southwestern	Mechanical Renovations-Red Bud	\$78,000			\$78,000	\$45,202
522	Southwestern	Mechanical System Renov.	\$429,650			\$429,650	
522	Southwestern	Mechanicals-Granite City	\$253,000			\$253,000	\$218,404
522	Southwestern	Mechn. System Renovation	\$589,120			\$589,120	
522	Southwestern	Mechanical Renovations-Grante	\$145,600			\$145,600	
522	Southwestern	Modular Classroom Units	\$584,170			\$584,170	
522	Southwestern	Moisture Protection-Roof Repl	\$30,000			\$30,000	
522	Southwestern	Moisture Protection-Window Rep	\$28,000			\$28,000	
522	Southwestern	Parking Lot Expansion at IS Building	\$618,600			\$618,600	
522	Southwestern	Pipe Arch Culvert Replacement	\$66,000			\$66,000	\$43,869
522	Southwestern	Plumbing Renovations-Bellevill	\$134,400			\$134,400	\$161,808
522	Southwestern	Plumbing Renov-Granite City	\$100,800			\$100,800	\$90,108
522	Southwestern	Plumbing/Restroom Renovations-BC	\$566,700			\$566,700	\$685,307
522	Southwestern	Red Bud Phase IV Renovations		\$425,500		\$425,500	
522	Southwestern	Remodel Vo-Tech Center	\$752,100	\$2,256,400		\$3,008,500	
522	Southwestern	Remove Incinerator & Replace Concrete	\$26,000			\$26,000	
522	Southwestern	Roof Repairs-Red Bud	\$41,900			\$41,900	\$60,131

Illinois Community College Board

Table V-12

BUDGETED REVENUE FOR COMMUNITY COLLEGE CONSTRUCTION

DISTRICT	COLLEGE NAME	PROJECT NAME	Budgeted Revenue			APPROVED/FINAL PROJECT COST	FINAL PROJECT COST*
			LOCAL	STATE	FEDERAL		
522	Southwestern	Roof Replacement-ITC- @ GC	\$189,600			\$189,600	\$173,604
522	Southwestern	Roofing & Moisture Problems	\$47,040			\$47,040	
522	Southwestern	Roofing System Repairs	\$283,440			\$283,440	
522	Southwestern	Schmidt Art Center	\$1,778,000			\$1,778,000	
522	Southwestern	Structural Integrity-BAC/RB	\$215,500			\$215,500	\$185,648
522	Southwestern	Student Services Renovation	\$242,179	\$94,926		\$337,105	
522	Southwestern	Walkway Enclosure	\$165,400			\$165,400	\$149,263
522	Southwestern	Water Piping-Code Corrections	\$153,400			\$153,400	
522	Southwestern	Waterproofing-RB & Granite Cty	\$65,100			\$65,100	\$51,211
		Subtotal	\$18,886,700	\$16,284,692	\$0	\$35,171,392	\$3,767,787
534	Spoon River	ADA Repairs	\$29,500			\$29,500	
534	Spoon River	ADA Work	\$78,250			\$78,250	
534	Spoon River	Asphalt Sidewalk Replacement	\$116,000			\$116,000	\$115,857
534	Spoon River	Drainage & Paving Repairs	\$43,981	\$99,019		\$143,000	
534	Spoon River	Galvanized Piping Replacement	\$353,000			\$353,000	\$284,881
534	Spoon River	Glass & Glazing Replacement	\$771,000			\$771,000	\$622,377
534	Spoon River	HVAC & Plumbing Modifications	\$2,368,000			\$2,368,000	\$1,501,620
534	Spoon River	Install Fire Protection System	\$120,322			\$120,322	
534	Spoon River	Lighting Upgrade	\$201,000			\$201,000	\$216,222
534	Spoon River	Lighting/Security Upgrades-Parking Lot A,B,C	\$148,500			\$148,500	\$143,161
534	Spoon River	Macomb Campus Renovations/Enhancements		\$500,000		\$500,000	\$479,803
534	Spoon River	Miscellaneous Safety Project	\$82,539			\$82,539	
534	Spoon River	Moisture Prot/Windows/Stairs	\$225,000			\$225,000	
534	Spoon River	Paint Booth Renovation	\$1,000	\$55,500		\$56,500	
534	Spoon River	Parking/Entry Drive Upgrade	\$677,000			\$677,000	\$583,188
534	Spoon River	Pavement Renovation	\$12,000	\$60,000		\$72,000	
534	Spoon River	PHS Improvements	\$179,750			\$179,750	
534	Spoon River	Replace Exhaust System		\$79,192		\$79,192	
534	Spoon River	Roof Replacement Centers	\$234,146			\$234,146	
534	Spoon River	Stair Replacement/Enclosure	\$233,400			\$233,400	
534	Spoon River	Structural Repairs- Elevated Walkways		\$44,290		\$44,290	
534	Spoon River	Underground Storage Tank Rem.	\$65,000			\$65,000	
534	Spoon River	Vo Tech Lighting		\$41,455		\$41,455	
		Subtotal					
504	Triton	911 Emergency Locator	\$25,000			\$25,000	\$26,063
504	Triton	Accessibility Improvements	\$88,600			\$88,600	
504	Triton	ADA Restroom Remodeling		\$239,333		\$239,333	\$239,333
504	Triton	Asbestos Abatement	\$88,100			\$88,100	
504	Triton	Asphalt Sidewalk Replacement	\$49,000			\$49,000	
504	Triton	Burton Theatre Renovations	\$130,800			\$130,800	\$217,743
504	Triton	Campus Drainage-Phase III	\$464,100			\$464,100	
504	Triton	Campus Handrail Replacement	\$226,663			\$226,663	\$199,320
504	Triton	Ceramic Lab Ventilation	\$93,200			\$93,200	\$92,960
504	Triton	Chiller Replacement		\$75,000		\$75,000	
504	Triton	Chiller Replacement	\$277,000			\$277,000	
504	Triton	Code Corrections Pool	\$107,800			\$107,800	
504	Triton	College Center Rehab/PhaseIII		\$130,000		\$130,000	
504	Triton	Dental Lab Renovations	\$105,270			\$105,270	\$105,085
504	Triton	Drainage Repairs	\$56,300			\$56,300	
504	Triton	East Campus Parking Lot Rehab		\$221,540		\$221,540	\$175,343
504	Triton	East Campus Roadway Repairs		\$88,275		\$88,275	\$88,275
504	Triton	Electrical Renov.-J,T,B,H	\$330,870			\$330,870	
504	Triton	Elevator ADA Compliance	\$175,000			\$175,000	
504	Triton	Elevator Upgrades-LRC		\$125,000		\$125,000	\$188,886
504	Triton	Emergency Lighting Replacement	\$100,000			\$100,000	\$83,333
504	Triton	Exterior Painting-Three Bldgs		\$35,000		\$35,000	
504	Triton	Handrail Replacement-LRC Bldg.	\$48,600			\$48,600	
504	Triton	Hazardous Material Storage	\$65,000			\$65,000	
504	Triton	Hazardous Walk Replacement	\$69,700			\$69,700	
504	Triton	Industrial Careers Roof Rehabilitation	\$151,800			\$151,800	\$106,230

Illinois Community College Board

Table V-12

BUDGETED REVENUE FOR COMMUNITY COLLEGE CONSTRUCTION

DISTRICT	COLLEGE NAME	PROJECT NAME	Budgeted Revenue			APPROVED/FINAL PROJECT COST	FINAL PROJECT COST*
			LOCAL	STATE	FEDERAL		
504	Triton	Install Auto Door Operators	\$78,360			\$78,360	
504	Triton	Land/Building at 1708 Main St.in Melrose Park	\$482,000			\$482,000	\$482,000
504	Triton	Line Bridges Asbestos Abatement	\$99,630			\$99,630	\$168,800
504	Triton	LRC Roof Repairs	\$244,000			\$244,000	
504	Triton	Natorium Dehumidification	\$50,000			\$50,000	\$40,472
504	Triton	Parking Lot Rehab		\$95,500		\$95,500	
504	Triton	Parking Lot Resurfacing		\$161,690		\$161,690	
504	Triton	Plumbing Replace-Bldgs T C & J	\$330,600			\$330,600	
504	Triton	Replace Tech. Bldg Chiller	\$185,000			\$185,000	
504	Triton	Replacement of Chillers	\$273,000			\$273,000	
504	Triton	Resurface Parking Lot		\$126,800		\$126,800	
504	Triton	Roadway Resurfacing		\$161,690		\$161,690	
504	Triton	Roof Rehabilitation - Business Building		\$167,500		\$167,500	\$165,394
504	Triton	Roof Replace-Bookstore & J Bld	\$169,000			\$169,000	
504	Triton	Roof Replacement - 1708 Main St. Melrose Park		\$174,600		\$174,600	\$145,241
504	Triton	Roof Replacement/Conn. Links	\$95,840			\$95,840	
504	Triton	Roof Replacement/Stadium &	\$87,500			\$87,500	
504	Triton	Roof Replacement-AT&P Bldgs.	\$390,600			\$390,600	
504	Triton	Roof Replacement-Cernan Ctr.	\$107,520			\$107,520	
504	Triton	Roof Replacement-Collins Ctr.	\$604,800			\$604,800	\$443,337
504	Triton	Roof Replacement-R.Collins Ctr	\$600,000			\$600,000	
504	Triton	Science Lab Renovations	\$350,477			\$350,477	\$281,173
504	Triton	Security Lighting Replacement	\$43,800			\$43,800	
504	Triton	Security Site Lighting	\$243,800			\$243,800	
504	Triton	Shower Room Accessibility	\$73,500			\$73,500	
504	Triton	Stadium Repairs	\$46,200			\$46,200	
504	Triton	Storm Sewer Manhole Replacements-West Lot	\$45,000			\$45,000	\$36,010
504	Triton	Technology Building Roof Repl	\$215,000			\$215,000	
504	Triton	Tuckpointing	\$102,600			\$102,600	\$127,618
504	Triton	Underground Stor. Tank Survey	\$25,500			\$25,500	
504	Triton	Underground Storage Tank Remov	\$61,607			\$61,607	
504	Triton	Unit Heater Replacement	\$47,500			\$47,500	
504	Triton	Utility Tunnel Repair	\$25,700			\$25,700	
504	Triton	Ventilation Corrections	\$359,800			\$359,800	
504	Triton	Walkway Replacement	\$227,800			\$227,800	
504	Triton	Walkway/Safety Lighting	\$625,800			\$625,800	
504	Triton	Water Tower Repairs	\$140,100			\$140,100	
504	Triton	Welding & Auto Shop HVAC/Elec	\$205,950			\$205,950	\$206,127
	Subtotal		\$9,290,787	\$1,801,928	\$0	\$11,092,715	\$3,618,743
516	Waubonsee	A/C Chiller Conversion Ph.III	\$300,000			\$300,000	
516	Waubonsee	AC Chiller Conversion-Phase II	\$400,000			\$400,000	
516	Waubonsee	ADA Accessible Bldg Entrance	\$50,000			\$50,000	\$37,659
516	Waubonsee	Asbestos Removal Phase II	\$300,000			\$300,000	
516	Waubonsee	Campus Entry Roadway	\$150,000			\$150,000	
516	Waubonsee	Chiller Conversion Phase I	\$350,000			\$350,000	\$1,108,575
516	Waubonsee	Collins Library ADA Counter Remodeling		\$24,600		\$24,600	\$12,337
516	Waubonsee	Construct Classroom Bldg.				\$0	
516	Waubonsee	Construction/Lease Facilities	\$6,200,000			\$6,200,000	
516	Waubonsee	Domestic Water System Improvements	\$110,000			\$110,000	
516	Waubonsee	Emerg.Lighting Upgrade-Clns. Aklw. Weig Halls	\$118,800			\$118,800	\$24,740
516	Waubonsee	Energy Usage Study-Chiller	\$25,000			\$25,000	
516	Waubonsee	Erickson Hall		\$95,940		\$95,940	\$72,968
516	Waubonsee	Exterior Lighting Upgrade		\$161,440		\$161,440	
516	Waubonsee	Exterior Lighting/Phase II	\$80,720			\$80,720	
516	Waubonsee	Exterior Waterproofing-Dickson	\$50,000			\$50,000	
516	Waubonsee	Gym Bleacher Replacement		\$108,900		\$108,900	
516	Waubonsee	Gym Floor Refinishing	\$24,000			\$24,000	
516	Waubonsee	Hazardous Entrance - Phase III	\$100,000			\$100,000	
516	Waubonsee	HVAC Upgrade Ph.II	\$1,390,000			\$1,390,000	\$1,771,993
516	Waubonsee	Infrastructure Upgrade		\$895,600		\$895,600	\$1,172,299
516	Waubonsee	Lighting Retrofit Ph.I-Akerlow	\$150,000			\$150,000	\$308,452

Illinois Community College Board

Table V-12

BUDGETED REVENUE FOR COMMUNITY COLLEGE CONSTRUCTION

DISTRICT	COLLEGE NAME	PROJECT NAME	Budgeted Revenue			APPROVED/FINAL PROJECT COST	FINAL PROJECT COST*
			LOCAL	STATE	FEDERAL		
516	Waubonsee	New Campus Entrance-Phase II	\$450,000			\$450,000	
516	Waubonsee	Parking Lot and Roadway Repair		\$49,000		\$49,000	
516	Waubonsee	Plumbing System/Sprinkler	\$225,000			\$225,000	
516	Waubonsee	Power Supply Upgrades	\$50,000			\$50,000	\$34,097
516	Waubonsee	Repair Roofs	\$100,000			\$100,000	
516	Waubonsee	Repair Water Treat. Fac. II	\$275,000			\$275,000	
516	Waubonsee	Repair Water Treatment	\$100,000			\$100,000	
516	Waubonsee	Replace Roof-Von Ohlen Hall	\$100,000			\$100,000	\$96,336
516	Waubonsee	Reroof Building A	\$133,415			\$133,415	\$104,776
516	Waubonsee	Reroof Collins Hall	\$224,000			\$224,000	
516	Waubonsee	Reroof Dickson Center	\$230,000			\$230,000	
516	Waubonsee	Site Drainage Improvements-Akerlow Hall	\$35,640			\$35,640	\$92,750
516	Waubonsee	South Parking Lot Repaving		\$250,000		\$250,000	\$192,610
516	Waubonsee	Southeastern Extension Center	\$3,990,000			\$3,990,000	
516	Waubonsee	Sprinkler/Plumbing Improvement	\$300,000			\$300,000	
516	Waubonsee	UST Removal/Replacement	\$50,000			\$50,000	
516	Waubonsee	Window Replacement		\$21,997		\$21,997	
516	Waubonsee	Window Replacement, Phase II		\$71,386		\$71,386	
		Subtotal	\$16,061,575	\$1,678,863	\$0	\$17,740,438	\$5,029,591
539	Wood	Accessibility Compliance	\$26,620			\$26,620	
539	Wood	Accessibility Improvements	\$25,000			\$25,000	
539	Wood	ADA Alterations	\$30,850			\$30,850	
539	Wood	ADA-Accessibility Improvement	\$30,585			\$30,585	
539	Wood	Buildings B & C- Phase I Campus Development	\$4,080,000	\$12,240,000		\$16,320,000	
539	Wood	Code Compliance	\$75,000			\$75,000	
539	Wood	Emergency Generation System	\$108,000			\$108,000	
539	Wood	Emergency Response System	\$69,415			\$69,415	
539	Wood	Erosion Control & Drainage	\$45,420			\$45,420	
539	Wood	HVAC and Electrical Repair	\$73,380			\$73,380	
539	Wood	HVAC Upgrade	\$120,000			\$120,000	
539	Wood	Mech. Repair Work	\$69,150			\$69,150	
539	Wood	Parking Lot Repair		\$78,908		\$78,908	
539	Wood	Partial Roof Replacement	\$43,200			\$43,200	
539	Wood	Restroom Remodeling	\$18,000	\$32,100		\$50,100	
539	Wood	Science & Tech. Building	\$354,500	\$1,795,500		\$2,150,000	
539	Wood	Site Acquisition	\$118,000			\$118,000	
539	Wood	Site Acquisition	\$1,275,000			\$1,275,000	
539	Wood	Site Preparation	\$59,424			\$59,424	
539	Wood	STC Lower Level Remodeling	\$245,000			\$245,000	
539	Wood	STC New Parking Lot	\$182,000			\$182,000	
539	Wood	STC Road and Parking Area	\$266,000			\$266,000	
539	Wood	Structural Improvements	\$233,631			\$233,631	
		Subtotal	\$7,548,175	\$14,146,508	\$0	\$21,694,683	\$0

*If different than Approved/Final Project Cost

SOURCE OF DATA: ICCB Records

Illinois Community College Board

Table V-13

BUDGETED REVENUE FOR PERMENANT COMMUNITY COLLEGE FACILITIES
UNDER CONSTRUCTION OR PLANNED AS OF FEBRUARY 2004

<u>Distirct #</u>	<u>District/College Name</u>	<u>Project Name</u>	<u>Local Funding</u>	<u>State Funding</u>	<u>Total Project Budget</u>
503	Black Hawk	ADA Improvements	\$88,800		\$88,800
503	Black Hawk	Asbestos Abatement (Class & Lecture Rooms)	\$194,700		\$194,700
503	Black Hawk	Boiler Replacement-Quad Cities Campus	\$604,978		\$604,978
503	Black Hawk	Chiller Replacements-Building 3	\$269,000		\$269,000
503	Black Hawk	Concrete Roadway/Storm Sewer replacements/QC	\$126,990		\$126,990
503	Black Hawk	Drainage/Sidewalk Improvements/ EC quad area	\$86,280		\$86,280
503	Black Hawk	Energy Conservation-Quad Cities Campus	\$132,451		\$132,451
503	Black Hawk	Energy Mgmt/Air Qual. Upgrades	\$574,000		\$574,000
503	Black Hawk	Entry Stairs and Bridge improvements	\$172,480		\$172,480
503	Black Hawk	HVAC & Window Units-Kewanee	\$270,400		\$270,400
503	Black Hawk	Kewanee Agricultural Center Ph II		\$800,000	\$800,000
503	Black Hawk	Kewanee Community Educational Center	\$3,374,100		\$3,374,100
503	Black Hawk	Life Safety Upgrades	\$126,500		\$126,500
503	Black Hawk	Parking Lot & Roadway Replacements	\$1,295,000		\$1,295,000
503	Black Hawk	Parking Lot/Entry Drive Replacement/Upgrade	\$328,213		\$328,213
503	Black Hawk	Ramp,Sidewalks,& Stairs at EC A-Wing Entrance	\$55,620		\$55,620
503	Black Hawk	Rock Island Technology Center Donation	\$0		\$0
503	Black Hawk	Roof Replacements-EC Buildings 1, 2, 3, 4	\$124,974		\$124,974
503	Black Hawk	Roof Restoration in Moline	\$598,400		\$598,400
503	Black Hawk	Sidewalk, stairs, & lighting at QC lot #4	\$939,447		\$939,447
503	Black Hawk	Tunnel Waterproofing/Concrete Repair	\$88,500		\$88,500
508	Chicago-Kennedy King	Land Acquisition/Demolition of KKC Building		\$4,000,000	\$4,000,000
508	Chicago-Kennedy King	Remodel Culinary Arts Program	\$3,625,000	\$10,875,000	\$14,500,000
508	Chicago-Malcom X	Allied Health Remodeling	\$1,512,000	\$4,539,000	\$6,051,000
508	Chicago-Olive-Harvey	New Building-planning	\$333,333	\$1,000,000	\$1,333,333
508	Chicago-Richard J. Daley	Industrial Technology Center-Partial Funding	\$1,471,000	\$4,413,000	\$5,884,000
508	Chicago-Districtwide	Remodeling for Workforce Preparation Centers	\$1,287,000	\$3,862,000	\$5,149,000
508	Chicago-Districtwide	Sidewalk and Parking Lot Improvements		\$8,000,000	\$8,000,000
508	Chicago-Districtwide	TV Digitalization Infrastructure		\$2,443,332	\$2,443,332
507	Danville	Asphalt Repair/Paving-Trucking & Serv Areas		\$143,715	\$143,715
507	Danville	Bremer Conference Center Remodeling	\$333,333	\$1,000,000	\$1,333,333
507	Danville	Chiller Replacements in Clock Tower Center	\$360,000		\$360,000
507	Danville	Operations Facility Addition	\$298,600		\$298,600
507	Danville	Renovate Vermillion, Cannon, & Prairie Halls	\$3,466,000	\$10,399,000	\$13,865,000
502	DuPage	Fire Alarm System Upgrade	\$590,407	\$609,593	\$1,200,000
502	DuPage	Instructional Center HVAC Upgrades	\$0	\$2,228,000	\$2,228,000
509	Elgin	Advanced Technology Center Remodeling		\$2,050,000	\$2,050,000
509	Elgin	Applied Business Technology Addition	\$3,153,554		\$3,153,554
509	Elgin	Blding/Land Acquisition- 1741 Fleetwood Dr.	\$577,400		\$577,400
509	Elgin	Culinary Arts Addition	\$3,000,000		\$3,000,000
509	Elgin	Student Resource Center Reroofing		\$268,000	\$268,000
512	Harper	ADA Automatic Door Openers	\$95,000		\$95,000
512	Harper	Asbestos Abatement - Campus Wide	\$200,000		\$200,000
512	Harper	Asbestos Abatement-Campus Wide	\$300,000		\$300,000
512	Harper	Boiler,Condensate,Emerg Generator Replacement		\$950,000	\$950,000
512	Harper	Cafeteria Washroom Renovation		\$235,808	\$235,808
512	Harper	Cafeteria Washroom Renovation	\$89,380		\$89,380
512	Harper	Fire Alarm Replacement	\$200,000		\$200,000

Illinois Community College Board

Table V-13

BUDGETED REVENUE FOR PERMENANT COMMUNITY COLLEGE FACILITIES
 UNDER CONSTRUCTION OR PLANNED AS OF FEBRUARY 2004

<u>Distirct #</u>	<u>District/College Name</u>	<u>Project Name</u>	<u>Local Funding</u>	<u>State Funding</u>	<u>Total Project Budget</u>
512	Harper	HVAC Upgrades Blding P	\$206,460		\$206,460
512	Harper	Masonry Tuckpointing on Buildings I,J & S	\$50,000		\$50,000
512	Harper	Masonry Tuckpointing-Bldings A & B	\$291,448		\$291,448
512	Harper	Multi-Purpose Instructional Bldg./Renovations	\$7,372,900	\$7,173,200	\$14,546,100
512	Harper	Northeast Center (NEC) 1999 PHS Alterations	\$1,278,500		\$1,278,500
512	Harper	Plumbing System/Cross Connection Controls	\$300,000		\$300,000
512	Harper	Roof Repairs on Buildings C & P	\$50,000		\$50,000
512	Harper	Roof Repairs-A, B, & C	\$629,996		\$629,996
512	Harper	Science,Emerging Tech, & Health Care Bldgs	\$95,219,599		\$95,219,599
512	Harper	Sidewalk Repairs	\$63,548		\$63,548
512	Harper	Sidewalk Replacement	\$272,152		\$272,152
512	Harper	Sidewalk Replacement	\$569,748		\$569,748
512	Harper	Site Development		\$606,000	\$606,000
512	Harper	Stair Tread Replacement	\$148,995		\$148,995
512	Harper	Stair Tread Replacement	\$150,000		\$150,000
512	Harper	Tunnel Repairs	\$250,000		\$250,000
512	Harper	Utilities Tunnel and Sewer Upgrade		\$613,417	\$613,417
512	Harper	Utility Tunnel Repairs	\$248,325		\$248,325
512	Harper	Walking Brudge and ADA Sidewalk Improvements	\$91,400		\$91,400
512	Harper	Washroom Upgrade-NEC	\$267,500		\$267,500
540	Heartland	Classroom Addition 2002	\$3,972,350		\$3,972,350
540	Heartland	Phase I Campus Development	\$5,738,600	\$23,515,900	\$29,254,500
540	Heartland	Snow Guard Installation	\$36,000		\$36,000
540	Heartland	Workforce Development Center	\$400,000	\$1,200,000	\$1,600,000
519	Highland	ADA Campuswide Improvements	\$11,498	\$92,052	\$103,550
519	Highland	Auto Body Paint Booth Upgrade	\$81,500		\$81,500
519	Highland	Moisture Migration Control-Building S	\$470,690		\$470,690
519	Highland	Retention Pond Shoreline Stabilization	\$65,000		\$65,000
519	Highland	Roof Replacements-Sport Ctr,SCC,Maint Blding	\$485,400		\$485,400
519	Highland	Sidewalk Replacement/Upgrade	\$70,600		\$70,600
519	Highland	Sidewalk Replacements/Upgrade -Campuswide	\$144,000		\$144,000
514	Illinois Central	Asbestos Abatement -TK Building	\$92,608		\$92,608
514	Illinois Central	Campus Security System Improvements-Ph I	\$80,000		\$80,000
514	Illinois Central	Chiller Replacement Phase I	\$485,000		\$485,000
514	Illinois Central	Door Replacement & Hardware Upgrade- North	\$75,000		\$75,000
514	Illinois Central	Fire Alarm Improvements-Phase I North Campus	\$75,000		\$75,000
514	Illinois Central	Laboratory Exhaust System Replacement	\$200,000		\$200,000
514	Illinois Central	Life Safety Renovations-TK Building	\$2,039,527		\$2,039,527
514	Illinois Central	Manufacturing Technology Center		\$16,224,000	\$16,224,000
514	Illinois Central	Parking Lot A & B Life Safety	\$320,000		\$320,000
514	Illinois Central	Parking Lots A&B - Phase II	\$1,450,000		\$1,450,000
514	Illinois Central	Pedestrian Bridge/ ADA Improvements		\$184,488	\$184,488
514	Illinois Central	Roof Replacement Blding D, ICC-North	\$235,400		\$235,400
514	Illinois Central	Roof Replacement- Perley Building	\$162,000		\$162,000
514	Illinois Central	Roof Replacement-Buildings C & B2 ICC North	\$549,960		\$549,960
514	Illinois Central	Roof Replacements-Various Bldings	\$295,000		\$295,000
514	Illinois Central	Sanitary Sewer Rehabilitation Ph. I	\$110,000		\$110,000
514	Illinois Central	Site lighting Improvements-ICC North Camous	\$75,000		\$75,000

Illinois Community College Board
Table V-13
BUDGETED REVENUE FOR PERMENANT COMMUNITY COLLEGE FACILITIES
UNDER CONSTRUCTION OR PLANNED AS OF FEBRUARY 2004

<u>Distirct #</u>	<u>District/College Name</u>	<u>Project Name</u>	<u>Local Funding</u>	<u>State Funding</u>	<u>Total Project Budget</u>
529	IL Eastern-Frontier	Learning Resource Center		\$1,772,000	\$1,772,000
529	IL Eastern-Frontier	Remodel Workforce Development Center	\$266,300		\$266,300
529	IL Eastern-Frontier	Sanitary Sewer Replacement	\$56,900		\$56,900
529	IL Eastern-Lincoln Trail	Bleacher Replacement -ADA & Code	\$181,500		\$181,500
529	IL Eastern-Lincoln Trail	Exterior Wall and Fascia Renovations	\$542,100		\$542,100
529	IL Eastern-Lincoln Trail	Gymnasium Floor Replacment	\$525,100		\$525,100
529	IL Eastern-Olney Central	HVAC Unit Replacements	\$447,700		\$447,700
529	IL Eastern-Olney Central	Stage Floor Replacement	\$48,400		\$48,400
529	IL Eastern-Olney Central	Stairway/Lobby Glazing-Wattleworth & Theatre	\$144,000		\$144,000
529	IL Eastern-Wabash Valley	Exit Modifications	\$61,700		\$61,700
529	IL Eastern-Wabash Valley	Exterior/Interior Wall Repair	\$86,400		\$86,400
529	IL Eastern-Wabash Valley	Interior Lighting Upgrade-Applied Arts B Id	\$201,300		\$201,300
529	IL Eastern-Wabash Valley	Roof Replacement, Main Hall	\$131,800		\$131,800
529	IL Eastern-Wabash Valley	Storm Drain- Applied Arts Building	\$72,600		\$72,600
529	Illinois Eastern	1999 Districtwide Improvements	\$10,000	\$94,000	\$104,000
529	Illinois Eastern	Carpet Replacement	\$225,060		\$225,060
529	Illinois Eastern	Ceiling Replacement	\$173,030		\$173,030
529	Illinois Eastern	Curtain Replacement	\$55,700		\$55,700
529	Illinois Eastern	District Wide Improvements-FY 03 Cap Renewal		\$298,400	\$298,400
529	Illinois Eastern	Door & Hardware Accessibility - WVC & FCC	\$149,200		\$149,200
529	Illinois Eastern	Door Replacements - LTC & WVC	\$33,900		\$33,900
529	Illinois Eastern	Environmental Barriers	\$366,300		\$366,300
529	Illinois Eastern	Exit Door Modif.-Olney Central	\$126,000		\$126,000
529	Illinois Eastern	Fire Alarm/Lighting Upgrades	554180		554180
529	Illinois Eastern	FY02 Capital Renewal		\$215,600	\$215,600
529	Illinois Eastern	HVAC Upgrade & Data Center Acoustics	\$39,325		\$39,325
529	Illinois Eastern	Miscellaneous ADA Improvements	\$505,000		\$505,000
529	Illinois Eastern	Roof Replacements	\$128,400		\$128,400
529	Illinois Eastern	Roof Replacements/Repair	\$727,000		\$727,000
529	Illinois Eastern	Site Lighting - LTC & WVC	\$261,400		\$261,400
529	Illinois Eastern	Sidewalk Replacement/Upgrade	\$88,330		\$88,330
513	Illinois Valley	Accessibility Project-Add Elevator in Gym	\$312,000		\$312,000
513	Illinois Valley	ADA Bookstore/Cashier Area Improvements	\$77,245		\$77,245
513	Illinois Valley	ADA Signage Compliance	\$30,000		\$30,000
513	Illinois Valley	ADA Structural Changes-3rd Floor Connections	\$1,171,146		\$1,171,146
513	Illinois Valley	Air Handler/Duct Upgrades-D & E	\$167,786		\$167,786
513	Illinois Valley	Air, Moisture, Infiltration/Phase V	\$250,000		\$250,000
513	Illinois Valley	Asbestos Abatement - Building C		\$6,000,000	\$6,000,000
513	Illinois Valley	Asbestos Removal-Bookstore	\$200,400		\$200,400
513	Illinois Valley	Asbestos/Maintenance Bldg.	\$32,040		\$32,040
513	Illinois Valley	Boiler and Pump Replacement - Blding E	\$215,500		\$215,500
513	Illinois Valley	Campus Wide Security/Surveillance System	\$359,170		\$359,170
513	Illinois Valley	College Emergency Warning System	\$325,000		\$325,000
513	Illinois Valley	College Emergency Warning System Ph. II	\$250,000		\$250,000
513	Illinois Valley	Compressor Chiller Replacements (Bldings A-E)	\$471,225		\$471,225
513	Illinois Valley	Control Systems Upgrade	\$220,000		\$220,000
513	Illinois Valley	Electrical Infrastr. Repairs	\$78,000		\$78,000
513	Illinois Valley	Emergency Generator Switchgear	\$110,000		\$110,000

Illinois Community College Board

Table V-13

BUDGETED REVENUE FOR PERMENANT COMMUNITY COLLEGE FACILITIES
UNDER CONSTRUCTION OR PLANNED AS OF FEBRUARY 2004

<u>Distirct #</u>	<u>District/College Name</u>	<u>Project Name</u>	<u>Local Funding</u>	<u>State Funding</u>	<u>Total Project Budget</u>
513	Illinois Valley	Energy Mgmt.System Upgrade	\$125,000		\$125,000
513	Illinois Valley	Exterior ADA Compliance	\$325,000		\$325,000
513	Illinois Valley	HVAC Air System- Bldgs A,B,C	\$4,723,714		\$4,723,714
513	Illinois Valley	HVAC Rework for Bldgs A,B,C			\$325,000
513	Illinois Valley	Indoor Air Quality Project	\$30,000		\$30,000
513	Illinois Valley	Lighting and Motion Sensors	\$66,097		\$66,097
513	Illinois Valley	Preheat & Cooling Coils Replacements (A-G)	\$155,200		\$155,200
513	Illinois Valley	Remodeling for Lab and Classroom Space	325000		325000
513	Illinois Valley	Repair/Replace Roads & Paving		\$550,000	\$550,000
513	Illinois Valley	Replace of all A/C for Gym & Cultural Center	\$140,000		\$140,000
513	Illinois Valley	Replacement of Kewanee & Iron Fireman Boilers	\$435,000		\$435,000
525	Joliet	Elevator Modernization -Bldings A,B & J		\$416,220	\$416,220
525	Joliet	Entrance Ramp Replacement -J Building	\$600,000		\$600,000
525	Joliet	Exterior Wall Deterioration Repairs	\$180,000		\$180,000
525	Joliet	Land Acquis for parking at 269 N. Chicago	\$285,000		\$285,000
525	Joliet	Lighting Improvements	\$285,000		\$285,000
525	Joliet	Renovate Water Heating System	\$408,968		\$408,968
525	Joliet	Roof Repairs/Replacements-Ph. II -Main Campus	\$600,000		\$600,000
525	Joliet	Roof Replacements Phase I - Main Campus	\$600,000		\$600,000
525	Joliet	Unit Ventilators Replacement in Building K	\$200,000		\$200,000
525	Joliet	Window Repairs & Replacement on Main Campus	\$200,000		\$200,000
520	Kankakee	Asbestos Abatement in Building L	\$182,500		\$182,500
520	Kankakee	Fine Arts and Applied Technology Center	\$1,344,000	\$6,732,000	\$8,076,000
520	Kankakee	HVAC Upgrade in Activities Center		\$339,900	\$339,900
520	Kankakee	Workforce Development Center		\$7,000,000	\$7,000,000
501	Kaskaskia	ADA Signage (Campus Wide)	\$72,160		\$72,160
501	Kaskaskia	ADA Stair/Balcony/Handrail/Egress Upgrades	\$122,663		\$122,663
501	Kaskaskia	Cafeteria Addition	\$649,191		\$649,191
501	Kaskaskia	Cafeteria Renovations	\$529,788		\$529,788
501	Kaskaskia	Concrete Foot Bridge Repair and Recoat	\$52,245		\$52,245
501	Kaskaskia	Fine Arts Addition	\$312,836		\$312,836
501	Kaskaskia	Mechanical Repairs/Improvements (Campus Wide)	\$1,900,000		\$1,900,000
501	Kaskaskia	Roof Replacement Administration Building	\$159,122		\$159,122
501	Kaskaskia	Roof Replacements-Science & Technology Bldg	\$82,552		\$82,552
501	Kaskaskia	Sidewalk Repairs and Entry Plaza Pavers	\$180,480		\$180,480
501	Kaskaskia	Technology Bldg Addition	\$661,807		\$661,807
501	Kaskaskia	Workforce Develop. Ctr. & Child Care Facility	\$2,486,100	\$7,986,900	\$10,473,000
523	Kishwaukee	Early Childhood Development Center Building	\$315,000	\$1,200,000	\$1,515,000
523	Kishwaukee	North Parking Lot Replacement		\$1,113,442	\$1,113,442
523	Kishwaukee	RAMP, Restrooms, & Chairlift Upgrades/Mods.		\$88,254	\$88,254
532	Lake County	Entrance Modifications- Southlake Campus	\$68,500		\$68,500
532	Lake County	Fire & Emergency Response System Renovations	\$113,000		\$113,000
532	Lake County	Fire Protection System	\$65,000		\$65,000
532	Lake County	Fire Suppression/Exhaust Syst/Lancers Kitchen	\$39,000		\$39,000
532	Lake County	Greenhouse Roof Replacement /Repairs	\$40,000		\$40,000
532	Lake County	Parking Lot #4 Pavement Repairs		\$684,020	\$684,020
532	Lake County	Roof Replacement - Lakeshore South Building	\$132,000		\$132,000
532	Lake County	Technology Building Construction-Phase II	\$6,403,000	\$26,504,000	\$32,907,000

Illinois Community College Board

Table V-13

BUDGETED REVENUE FOR PERMENANT COMMUNITY COLLEGE FACILITIES
UNDER CONSTRUCTION OR PLANNED AS OF FEBRUARY 2004

<u>Distirct #</u>	<u>District/College Name</u>	<u>Project Name</u>	<u>Local Funding</u>	<u>State Funding</u>	<u>Total Project Budget</u>
532	Lake County	Technology Building-Planning		\$3,483,000	\$3,483,000
532	Lake County	Tuckpointing and Sealant Repair - A/B Wings	\$156,000		\$156,000
532	Lake County	Waterproofing (west side) Lake Shore South	\$72,000		\$72,000
532	Lake County	Waukegan Univ Ctr. Acquis/Remodeling	\$3,250,000		\$3,250,000
532	Lake County	Window (exterior) Sealant Replacement	\$560,000		\$560,000
532	Lake County	Window Retrofits A/B Wings	\$174,000		\$174,000
517	Lake Land	Classroom (4) Tiered Seating Renovation		\$129,200	\$129,200
517	Lake Land	Door Replacements & Automatic Door Openers	\$400,070		\$400,070
517	Lake Land	Doors-Project Withdrawn		\$97,770	\$97,770
517	Lake Land	Exterior Wall Repairs on Classroom Penthouse	\$72,600		\$72,600
517	Lake Land	HVAC Pipe Replacement/Finishes Rehab- NE Bld	\$412,500		\$412,500
517	Lake Land	HVAC upgrade & Floor Finishes in Student Ctr.	\$435,000		\$435,000
517	Lake Land	Noise Level Improvements in HVAC System	\$98,924		\$98,924
517	Lake Land	Office Area Renovation-Northwest Bldg	\$250,098		\$250,098
517	Lake Land	Parking Lot Modifs Improvements -NE Lot/Road	\$50,000		\$50,000
517	Lake Land	Student Center Adm Offices Renovation		\$278,000	\$278,000
517	Lake Land	Student Services Building Addition	\$2,240,500	\$6,721,600	\$8,962,100
517	Lake Land	Technology Blding (Ctr for Tech Ed)	\$191,700	\$575,000	\$766,700
517	Lake Land	Technology Building Phase I	\$997,000	\$2,992,000	\$3,989,000
536	Lewis and Clark	Allied Health/Math Blding Ph II	\$3,375,000	\$10,125,000	\$13,500,000
536	Lewis and Clark	Carlinville Regional Education Center	\$300,000	\$900,000	\$1,200,000
536	Lewis and Clark	Carpeting,Sidewalk,Step,Door,& Misc Replcmts		\$291,600	\$291,600
536	Lewis and Clark	Energy Conservation/Code Compliance/Various	\$2,975,000		\$2,975,000
536	Lewis and Clark	Hatheway Hall Art Gallery & North Rd Entrance		\$817,103	\$817,103
536	Lewis and Clark	N.O. Nelson Site Development	\$5,687,500	\$7,000,000	\$12,687,500
526	Lincoln Land	ADA Exterior and Interior Signage		\$100,000	\$100,000
526	Lincoln Land	Asbestos Abatement-1st Floor Menard Hall	\$144,110		\$144,110
526	Lincoln Land	East Entrance and Exit	\$339,400		\$339,400
526	Lincoln Land	EREC Welding Lab Ventilation Rehab	\$244,693		\$244,693
526	Lincoln Land	Logan Hall PHS Structural Improvements	\$1,807,489		\$1,807,489
526	Lincoln Land	Mason Hall PHS Structural Improvements	\$294,050		\$294,050
526	Lincoln Land	Mercury Abatement and Gym Floor Replacement	\$210,600		\$210,600
526	Lincoln Land	Millenium Center Conference Room Addition	\$313,000	\$939,000	\$1,252,000
526	Lincoln Land	Sangamon/Menard Hall Renovations	\$904,200	\$3,777,700	\$4,681,900
526	Lincoln Land	Sangamon/Menard Hall Renovations	\$675,000		\$675,000
530	Logan	Accessibility Compliance Work- Phase I	\$4,812	\$106,024	\$110,836
530	Logan	Accessibility Compliance Work- Phase II	\$177,386		\$177,386
530	Logan	Accessibility Work in O'Neil Auditorium	\$90,800		\$90,800
530	Logan	Accessibility Work-Auditorium C138	\$118,490		\$118,490
530	Logan	Guardrail Modifications/Replacement	\$119,256		\$119,256
530	Logan	Main Entrance Road Improvements	\$206,600	\$26,400	\$433,000
530	Logan	Mechanical and Electrical Upgrade	\$1,167,650		\$1,167,650
530	Logan	Roof and Parapet Repairs	\$224,200		\$224,200
530	Logan	Roof Replacement - Building D	\$124,073		\$124,073
530	Logan	Stair Tread and Riser Replacement	\$42,350		\$42,350
530	Logan	Transformer Replacement	\$96,800		\$96,800
530	Logan	Transformer Replacements-OFC & Lift Station	\$145,200		\$145,200
530	Logan	Various PHS Projects	\$615,000		\$615,000

Illinois Community College Board

Table V-13

BUDGETED REVENUE FOR PERMENANT COMMUNITY COLLEGE FACILITIES
UNDER CONSTRUCTION OR PLANNED AS OF FEBRUARY 2004

<u>Distirct #</u>	<u>District/College Name</u>	<u>Project Name</u>	<u>Local Funding</u>	<u>State Funding</u>	<u>Total Project Budget</u>
530	Logan	Workforce/Community Education Facility		\$8,382,000	\$8,382,000
528	McHenry	Blding A Elevator Improvements		\$24,000	\$24,000
528	McHenry	Classroom/Student Services Building	\$3,181,000	\$8,544,000	\$11,725,000
528	McHenry	Computer Room A/C and Control Replacement		\$80,000	\$80,000
528	McHenry	Library Renovations		\$112,000	\$112,000
524	Moraine Valley	ADA Gym Bleacher Replacement -Blding G	\$177,000		\$177,000
524	Moraine Valley	Air Handler Replacement -Building L	\$812,650		\$812,650
524	Moraine Valley	Air Handler Replacement in Building A	\$822,390		\$822,390
524	Moraine Valley	Air Handler Replacement in Building L	\$812,650		\$812,650
524	Moraine Valley	Campus Security Phase III	\$186,000		\$186,000
524	Moraine Valley	Classroom/Bookstore Facility	\$1,272,367	\$8,809,200	\$10,081,567
524	Moraine Valley	Entrance Replacement -Building C	\$127,460		\$127,460
524	Moraine Valley	Fire Sprinkler Upgrade- Buildings B & G	\$700,000		\$700,000
524	Moraine Valley	Learning Resources Center Remodeling		\$1,105,100	\$1,105,100
524	Moraine Valley	Remodel College Center & Buildings L and T		\$785,400	\$785,400
524	Moraine Valley	Temporary Facilities Replacement	\$900,000	\$2,700,000	\$3,600,000
527	Morton	Building Envelope Improvements	\$1,000,000		\$1,000,000
527	Morton	Building Envelope Repairs	\$214,300	\$3,951,700	\$4,166,000
527	Morton	East Side Site Development	\$2,463,000		\$2,463,000
527	Morton	Hot Water/HVAC Renovation		\$45,000	\$45,000
527	Morton	Parking Lots,Roadways, Walkways Replacement	\$1,000,000		\$1,000,000
527	Morton	Roofing/Waterproofing Repairs	\$1,155,824		\$1,155,824
535	Oakton	Emergency Warning/Security Camera Upgrade	\$210,000		\$210,000
535	Oakton	Lavoratory Resoration Phase II		\$371,500	\$371,500
535	Oakton	Lavoratory Restorations -Phase III		\$371,500	\$371,500
535	Oakton	Planning for Ray Hartstein Addition	\$130,000	\$392,000	\$522,000
535	Oakton	Ray Hartstein Addition-Phase II	\$2,527,000	\$7,581,000	\$10,108,000
535	Oakton	Ray Hartstein Campus Expansion	\$3,762,000		\$3,762,000
505	Parkland	A/C Pit Safety Improvement	\$150,000		\$150,000
505	Parkland	ADA Handrailings Phase II	\$75,000		\$75,000
505	Parkland	Agricultural Greenhouse Addition	\$92,000		\$92,000
505	Parkland	Boiler Replacements (in wings B, M, &, X		\$300,000	\$300,000
505	Parkland	Campus Computer Safety Monitoring Sys - Ph I	\$80,000		\$80,000
505	Parkland	Chemistry Lab Remodeling	\$550,000		\$550,000
505	Parkland	Classroom Instructional Support Addition	\$2,118,000	\$11,688,000	\$13,806,000
505	Parkland	Drainage Improvements Ph IV	\$975,000		\$975,000
505	Parkland	Drainage Improvements Phase III	\$1,050,000		\$1,050,000
505	Parkland	Drainage Improvements Phase V	\$1,400,000		\$1,400,000
505	Parkland	Electrical System Upgrades	\$258,000		\$258,000
505	Parkland	Electrical Transformer Relocation/Replacement	\$450,000		\$450,000
505	Parkland	Exterior Door Upgrade Phase III	\$100,000		\$100,000
505	Parkland	Exterior Facility Renovation Phase I		\$185,000	\$185,000
505	Parkland	Masonry Repair and Renovation		\$100,000	\$100,000
505	Parkland	Renovations in Buildings E and S		\$490,200	\$490,200
505	Parkland	Restroom Remodeling Phase I		\$260,000	\$260,000
505	Parkland	Rooftop Cupalow Removal		\$100,000	\$100,000
505	Parkland	Security Monitoring System Phase II	\$80,000		\$80,000
505	Parkland	Storage Tank Modifications	\$120,000		\$120,000

Illinois Community College Board

Table V-13

BUDGETED REVENUE FOR PERMENANT COMMUNITY COLLEGE FACILITIES
 UNDER CONSTRUCTION OR PLANNED AS OF FEBRUARY 2004

<u>Distirct #</u>	<u>District/College Name</u>	<u>Project Name</u>	<u>Local Funding</u>	<u>State Funding</u>	<u>Total Project Budget</u>
505	Parkland	Theatre Rigging Replacement	\$100,000		\$100,000
515	Prairie State	ADA Facilities Compliance	\$2,412,810		\$2,412,810
515	Prairie State	Adult Train/Outreach Center(see proj#08-0198)	\$114,000	\$13,810,800	\$13,924,800
515	Prairie State	Biology Labs Safety/Accessibility Compliance	\$695,040		\$695,040
515	Prairie State	Courtyard Addition-Financial Aid Services	\$949,700		\$949,700
515	Prairie State	Health Education Center (see proj#0006-0396)	\$5,216,534		\$5,216,534
515	Prairie State	Health,Fitness,Recreation Complex	\$9,707,000		\$9,707,000
515	Prairie State	Matteson Area Center Acquisition	\$2,596,300		\$2,596,300
515	Prairie State	Renovate Building K	\$381,872		\$381,872
515	Prairie State	Renovation of "K" & Main Bldg	\$394,260		\$394,260
521	Rend Lake	ADA Lift Replacement and Door Hardware	\$40,000		\$40,000
521	Rend Lake	Career & Applied Technology Center Addition	\$1,239,537	\$1,502,600	\$2,742,137
521	Rend Lake	Early Notification Warning System	\$210,800		\$210,800
521	Rend Lake	Emergency Power Distribution Sys Improvements	\$46,000		\$46,000
521	Rend Lake	Gutter and Downspout Replacements	\$138,900		\$138,900
521	Rend Lake	Remodel for Technolgy Training Area	\$33,300	\$255,512	\$288,812
521	Rend Lake	RLC Mall and One Stop Center	\$4,300,000		\$4,300,000
521	Rend Lake	Roof Replacement-Theater Building	\$68,000		\$68,000
521	Rend Lake	Site Lighting Improvements	\$45,000		\$45,000
521	Rend Lake	Student Center Kitchen Renovation (culinary)		\$305,863	\$305,863
537	Richland	Agribusiness & Occupational Technologies Bld	\$727,000	\$2,182,000	\$2,909,000
537	Richland	Boiler Room Modifications	\$93,900		\$93,900
537	Richland	Electrical Systems Modifications	\$37,800		\$37,800
537	Richland	HVAC Upgrade	\$538,000		\$538,000
537	Richland	Indoor Air Quality	\$1,933,895		\$1,933,895
537	Richland	Mueller Student Center Renovations		\$271,200	\$271,200
537	Richland	Roof Repairs	\$497,400		\$497,400
537	Richland	Sidewalk Replacements	\$118,800		\$118,800
537	Richland	Steam System Modifications	\$63,600		\$63,600
537	Richland	Technology/Health Occupations Additions	\$2,313,000	\$6,939,000	\$9,252,000
511	Rock Valley	Accessibility Remodeling-Admin Blding E	\$79,200		\$79,200
511	Rock Valley	ADA Renovations-Student Center	\$885,000		\$885,000
511	Rock Valley	Arts Instructional Center-partial funding	\$3,375,900	\$10,127,800	\$13,503,733
511	Rock Valley	Elevator Installation in PE Center	\$206,500		\$206,500
511	Rock Valley	Elevator Renovations-CL1, CL2, & ERC	\$148,300		\$148,300
511	Rock Valley	Emergency Generator Replacement-Stenstrom Ctr	\$47,200		\$47,200
511	Rock Valley	Energy Conservation/Lighting Renovation-CLR	\$43,800		\$43,800
511	Rock Valley	Lighting Renovations-CL1, CL2, & ERC	\$100,100		\$100,100
511	Rock Valley	Parking Lot Drainage Improvements -Aviat Ctr	\$69,700		\$69,700
511	Rock Valley	Pedestrian Bridge Repair	\$129,300		\$129,300
511	Rock Valley	Piping Renovations at Student Center	\$531,000		\$531,000
511	Rock Valley	Student Center Remodeling and Addition	\$4,590,000		\$4,590,000
511	Rock Valley	Support Services Building	\$6,263,000		\$6,263,000
511	Rock Valley	Theater Remodeling/Expansion	\$8,000,000		\$8,000,000
518	Sandburg	Bleacher Replacement	\$90,485		\$90,485
518	Sandburg	Bushnell Extension Center Expansion	\$461,218		\$461,218
518	Sandburg	Child Care Facility-Carthage	\$215,245		\$215,245
518	Sandburg	Code Compliance in Lower E- Wing	\$138,362		\$138,362

Illinois Community College Board

Table V-13

BUDGETED REVENUE FOR PERMENANT COMMUNITY COLLEGE FACILITIES
UNDER CONSTRUCTION OR PLANNED AS OF FEBRUARY 2004

<u>Distirct #</u>	<u>District/College Name</u>	<u>Project Name</u>	<u>Local Funding</u>	<u>State Funding</u>	<u>Total Project Budget</u>
518	Sandburg	Computer/Student Center	\$1,096,000	\$3,708,000	\$4,804,000
518	Sandburg	Customer Service Area Renovation-Galesburg(E)	\$80,486	\$439,594	\$520,080
518	Sandburg	Dental hygiene Building Tuckpointing	\$109,080		\$109,080
518	Sandburg	E/F Passageway	\$248,452		\$248,452
518	Sandburg	Fitness Center Expansion	\$419,207		\$419,207
518	Sandburg	Road/Dock Resurfacing		\$35,150	\$35,150
506	Sauk Valley	ADA-Accessible Doorways		\$95,641	\$95,641
506	Sauk Valley	Domestic Water System Repair	\$324,000		\$324,000
506	Sauk Valley	Egress Corrections-2nd Fl West	\$208,375		\$208,375
506	Sauk Valley	Electrical Service Upgrades	\$58,500		\$58,500
506	Sauk Valley	Elevator Improvements - Code Requirements	\$90,300		\$90,300
506	Sauk Valley	Remodel T1 & West Wing of Blding 1	\$969,900	\$3,305,100	\$4,275,000
506	Sauk Valley	Roof Replacement T2	\$450,500		\$450,500
506	Sauk Valley	Roof Restoration - Buildings T1 & T2	\$129,010		\$129,010
506	Sauk Valley	Safety Improvements (ladders,rails,platforms)	\$167,000		\$167,000
506	Sauk Valley	Science Lab Renovations		\$865,374	\$865,374
506	Sauk Valley	Storm Sewer Outfall Structures Repair	\$172,000		\$172,000
506	Sauk Valley	T-1 Modifications - Local of RAMP project	\$100,742		\$100,742
506	Sauk Valley	Theater Renovation	\$262,543		\$262,543
531	Shawnee	Lighting Upgrade-Campus Entrance	\$193,600		\$193,600
531	Shawnee	Metropolis Regional Education Center	\$745,500	\$2,263,500	\$3,018,000
531	Shawnee	Replace HVAC Ducts and Fire Alarms	\$1,099,800		\$1,099,800
510	South Suburban	Chemistry Lab Renovation (Code Upgrades)	\$430,000		\$430,000
510	South Suburban	Cooling Tower Repairs	\$242,400		\$242,400
510	South Suburban	Flood Water Retention		\$437,000	\$437,000
510	South Suburban	Gym/Facilities Renovation	\$312,500	\$937,500	\$12,500,000
510	South Suburban	Micro Biology Lab Renovation (Code Upgrades)	\$325,000		\$325,000
510	South Suburban	Performing Arts Center-selected improvements		\$281,880	\$281,880
510	South Suburban	Restroom Renovations (selected)		\$71,040	\$71,040
510	South Suburban	Restroom Renovations-Main Building		\$245,000	\$245,000
510	South Suburban	West Roadway Renovation		\$127,349	\$127,349
533	Southeastern	Lecture Hall Renovations		\$372,300	\$372,300
533	Southeastern	Robert Gregg Technology Center Renov & Addit	\$1,278,500	\$3,823,300	\$5,101,800
533	Southeastern	Water Tank Refurbishing	\$95,532		\$95,532
522	Southwestern	Aluminum Wiring Ph II-Bellev	\$493,440		\$493,440
522	Southwestern	Art Dept Code & Storage Code Upgrades	\$350,000		\$350,000
522	Southwestern	Asbestos Abatement in Farmhouse	\$38,400		\$38,400
522	Southwestern	Asbestos Floor Tile Replacement-PSOP Center	\$175,600		\$175,600
522	Southwestern	Asbestos Tile Flooring Removal	\$426,400		\$426,400
522	Southwestern	Cafeteria/Code Corrections	\$667,900		\$667,900
522	Southwestern	Cafeteria/Kitchen Renovation		\$417,338	\$417,338
522	Southwestern	Campus 200 Area Lighting-Granite City	\$70,000		\$70,000
522	Southwestern	Campus Safety Office	\$90,200		\$90,200
522	Southwestern	Campus Sidewalks-Granite City	\$129,400		\$129,400
522	Southwestern	Computer Room HVAC Upgrades - IS Room	\$77,600		\$77,600
522	Southwestern	Corridor Upgrades-Phase III- Bell. Campus	\$148,600		\$148,600
522	Southwestern	Dehumidifiers-BACC	\$91,700		\$91,700
522	Southwestern	Door Hardware Replacement-BC	\$83,770		\$83,770

Illinois Community College Board

Table V-13

BUDGETED REVENUE FOR PERMENANT COMMUNITY COLLEGE FACILITIES
 UNDER CONSTRUCTION OR PLANNED AS OF FEBRUARY 2004

<u>Distirct #</u>	<u>District/College Name</u>	<u>Project Name</u>	<u>Local Funding</u>	<u>State Funding</u>	<u>Total Project Budget</u>
522	Southwestern	Elec Renovations-Belleville	\$224,000		\$224,000
522	Southwestern	Electr Renovations Ph I-Bellev	\$192,000		\$192,000
522	Southwestern	Electrical System Modifications-PSOP Center	\$38,400		\$38,400
522	Southwestern	Electrical/Mechanical Renovations-BC	\$263,350		\$263,350
522	Southwestern	Elevator Installation-PSOP Center	\$200,000		\$200,000
522	Southwestern	Fire Alarm/Warning Sys-Ph I Classrooms	\$69,400		\$69,400
522	Southwestern	Fire Alarm/Warning System-Library & Cafeteria	\$76,050		\$76,050
522	Southwestern	Fire Science Training Center	\$295,900	\$888,000	\$1,183,900
522	Southwestern	Furnace Replacements-R.B. Campus	\$33,000		\$33,000
522	Southwestern	Handicapped Accessible Door Hardware	\$153,300		\$153,300
522	Southwestern	Incinerator Disposal-G.C. Campus	\$100,000		\$100,000
522	Southwestern	Main Campus & Red Bud Renovations	\$739,000	\$2,216,000	\$2,955,000
522	Southwestern	Main Corridor Ceiling Wiring Tray-BC	\$303,600		\$303,600
522	Southwestern	Mechanical Renovations-GC/PSOP	\$32,480		\$32,480
522	Southwestern	Mechanical Upgrades to Phase I-Belleville	\$393,300		\$393,300
522	Southwestern	Office Ceiling/Lighting-PSOP Center	\$68,600	\$0	\$68,600
522	Southwestern	Parking Lot B Drainage-Belleville	\$531,000		\$531,000
522	Southwestern	Parking Lot Lighting-Bell. Campus	\$265,314		\$265,314
522	Southwestern	Plumbing/Mechanical Renovations BC &RBC	\$51,750		\$51,750
522	Southwestern	Plumbing/Toilet Fixture Additions-BACC	\$109,650		\$109,650
522	Southwestern	Renovation of Campus Are Department	\$351,000		\$351,000
522	Southwestern	Repair Broken Sidewalk & Handicap Access	\$29,700		\$29,700
522	Southwestern	Replace Ceiling, Lights, & Floors - Granite C	\$303,800		\$303,800
522	Southwestern	Replace Ceiling/Lighting-PSOP Center	\$101,228		\$101,228
522	Southwestern	Safety Repairs to Welding Dept - Belleville	\$28,800		\$28,800
522	Southwestern	Toilet Room Conversion-Belleville	\$241,900		\$241,900
522	Southwestern	Toilet Room Renovation-Belleville	\$104,700		\$104,700
522	Southwestern	Tuckpointing & Refinsh Atrium Windows	\$36,300		\$36,300
534	Spoon River	ADA Door(Canton) & Entrance (Macomb) Upgrades	\$218,600		\$218,600
534	Spoon River	Electrical System Upgrades	\$219,000		\$219,000
534	Spoon River	Engle Hall Renovations & Maintenance Building	\$717,000	\$2,653,000	\$3,370,000
534	Spoon River	Fire Alarm System Replacement	\$97,800		\$97,800
534	Spoon River	HVAC Work (ducts & temp controls)-Macomb	\$287,000		\$287,000
534	Spoon River	Roof Replacements-Taylor & Center Bldings	\$407,000		\$407,000
534	Spoon River	Roof Replacements-Votech Building		\$381,800	\$381,800
534	Spoon River	Stairwell Repairs & Upgrades	\$149,700		\$149,700
534	Spoon River	Walkway Improvement and Enclosure	\$211,000		\$211,000
504	Triton	Asbestos Abatement PH II	\$300,000		\$300,000
504	Triton	Asbestos Survey & Abatement	\$300,000		\$300,000
504	Triton	Construction Defects-LRC		\$3,800,000	\$3,800,000
504	Triton	Drainage Improve.-Lots A & B	\$128,950		\$128,950
504	Triton	Elec. Code Compliance-Withdraw	\$63,700		\$63,700
504	Triton	Elevator Upgrades-LRC		\$125,000	\$125,000
504	Triton	Liberal Arts Structural Defects	\$1,015,000	\$3,687,000	\$4,702,000
504	Triton	Parking Lot Repairs		\$999,996	\$999,996
504	Triton	Potable Water Distribution System Rehab	\$220,000	\$659,000	\$879,000
504	Triton	Roof Replacement - 1708 Main St. Melrose Park		\$174,600	\$174,600
504	Triton	Security System Upgrade	\$600,000		\$600,000

Illinois Community College Board

Table V-13

BUDGETED REVENUE FOR PERMENANT COMMUNITY COLLEGE FACILITIES
 UNDER CONSTRUCTION OR PLANNED AS OF FEBRUARY 2004

<u>Distirct #</u>	<u>District/College Name</u>	<u>Project Name</u>	<u>Local Funding</u>	<u>State Funding</u>	<u>Total Project Budget</u>
504	Triton	Service Tunnel Improvements	\$300,000		\$300,000
516	Waubonsee	Campus Security Upgrade	\$200,000		\$200,000
516	Waubonsee	Classroom/Training Building Construction	\$9,450,000		\$9,450,000
516	Waubonsee	Fire Alarm Upgrade-Campuswide	\$100,000		\$100,000
516	Waubonsee	Henning Academic Computer Center Expansion	\$6,360,000		\$6,360,000
516	Waubonsee	HVAC Upgrades-Dickson, Bodie, VonOhlen PhIII	\$1,499,625		\$1,499,625
516	Waubonsee	Maintenance Facility	\$2,200,000		\$2,200,000
516	Waubonsee	Sanitary Sewer Rehabilitation	\$292,680		\$292,680
516	Waubonsee	Science Building	\$13,375,000		\$13,375,000
516	Waubonsee	Site Acquisition	\$800,000		\$800,000
516	Waubonsee	Sports/Fitness Center Construction	\$2,750,000		\$2,750,000
516	Waubonsee	Student Center Construction	\$12,050,000		\$12,050,000
539	Wood	ADA Accessibility Compliance	\$25,000		\$25,000
539	Wood	ADA/Code Plumbing Upgrades	\$40,200		\$40,200
539	Wood	ADA Door Modifications		\$57,000	\$57,000
539	Wood	Building D- Phase II Campus Development	\$1,812,000	\$5,436,000	\$7,248,000
539	Wood	Electrical Improvements	\$56,400		\$56,400
539	Wood	Greenhouse Addition	\$85,000		\$85,000
539	Wood	HVAC Replacement	\$240,000		\$240,000
539	Wood	Lighting Retrofits	\$103,200		\$103,200
539	Wood	New Campus-Planning	\$623,900	\$1,871,800	\$2,495,700
539	Wood	Security/Safety Upgrades	\$42,000		\$42,000

Illinois Community College Board
Table V-14
CAPITAL PROJECTS UNDER CONSTRUCTION
FUNDING AUTHORIZED BY PROTECTION, HEALTH, & SAFETY LEGISLATION

<u>District</u>		<u>ICCB Project #</u>	<u>Project Name</u>	<u>Approved Budget</u>
Black Hawk	503			
	T	1080-1198	Energy Mgmt/Air Qual. Upgrades	\$574,000
	T	1225-1299	Energy Conservation-Quad Cities Campus	\$132,451
	T	1226-1299	Boiler Replacement-Quad Cities Campus	\$604,978
	T	1266-1100	Asbestos Abatement (Class & Lecture Rooms)	\$194,700
	T	1267-1100	Chiller Replacements-Building 3	\$269,000
	T	1268-1100	HVAC & Window Units-Kewanee	\$270,400
	T	1269-1100	Life Safety Upgrades	\$126,500
	T	1270-1100	Tunnel Waterproofing/Concrete Repair	\$88,500
	T	1271-1100	ADA Improvements	\$88,800
	T	1386-1101	Parking Lot & Roadway Replacements	\$1,295,000
	T	1445-1102	Roof Restoration in Moline	\$598,400
	T	1446-1102	Parking Lot/Entry Drive Replacement/Upgrade	\$328,213
	T	1447-1102	Entry Stairs and Bridge improvements	\$172,480
	T	1541-1103	Sidewalk, stairs, & lighting at QC lot #4	\$939,447
	T	1542-1103	Concrete Roadway/Storm Sewer replacements/QC	\$126,990
	T	1543-1103	Ramp,Sidewalks,& Stairs at EC A-Wing Entrance	\$55,620
	T	1544-1103	Roof Replacements-EC Buildings 1, 2, 3, 4	\$124,974
	T	1545-1103	Drainage/Sidewalk Improvements/ EC quad area	\$86,280
Danville	507			
	T	1570-1203	Chiller Replacements in Clock Tower Center	\$360,000
Harper	512			
	T	1068-0998	HVAC Upgrades Blding P	\$206,460
	T	1175-1199	Washroom Upgrade-NEC	\$267,500
	T	1179-1199	Northeast Center (NEC) 1999 PHS Alterations	\$1,278,500
	T	1307-1200	Plumbing System/Cross Connection Controls	\$300,000
	T	1379-1101	Sidewalk Replacement	\$569,748
	T	1381-1101	Stair Tread Replacement	\$148,995
	T	1382-1101	Utility Tunnel Repairs	\$248,325
	T	1383-1101	Sidewalk Repairs	\$63,548
	T	1384-1101	Roof Repairs-A, B, & C	\$629,996
	T	1385-1101	Cafeteria Washroom Renovation	\$89,380
	T	1457-1102	Masonry Tuckpointing-Bldings A & B	\$291,448
	T	1458-1102	ADA Automatic Door Openers	\$95,000
	T	1459-1102	Walking Brudge and ADA Sidewalk Improvements	\$91,400
	T	1460-1102	Tunnel Repairs	\$250,000
	T	1461-1102	Sidewalk Replacement	\$272,152
	T	1462-1102	Asbestos Abatement - Campus Wide	\$200,000
	T	1557-1103	Fire Alarm Replacement	\$200,000
	T	1558-1103	Asbestos Abatement-Campus Wide	\$300,000
	T	1559-1103	Stair Tread Replacement	\$150,000
	T	1560-1103	Masonry Tuckpointing on Buildings I,J & S	\$50,000
	T	1561-1103	Roof Repairs on Buildings C & P	\$50,000
Heartland	540			
	T	1514-0903	Snow Guard Installation	\$36,000
Highland	519			
	T	1441-1002	Sidewalk Replacements/Upgrade -Campuswide	\$144,000
	T	1442-1002	Moisture Migration Control-Building S	\$470,690

Illinois Community College Board
Table V-14
CAPITAL PROJECTS UNDER CONSTRUCTION
FUNDING AUTHORIZED BY PROTECTION, HEALTH, & SAFETY LEGISLATION

<u>District</u>	<u>ICCB Project #</u>	<u>Project Name</u>	<u>Approved Budget</u>
	TE 1498-0103	Auto Body Paint Booth Upgrade	\$81,500
	T 1524-0903	Roof Replacements-Sport Ctr,SCC,Maint Blding	\$485,400
	T 1525-0903	Sidewalk Replacement/Upgrade	\$70,600
	T 1526-0903	Retention Pond Shoreline Stabilization	\$65,000
IL Central	514		
	T 1273-1100	Sanitary Sewer Rehabilitation Ph. I	\$110,000
	T 1343-0901	Asbestos Abatement -TK Building	\$92,608
	T 1344-0901	Life Safety Renovations-TK Building	\$2,039,527
	T 1397-1101	Roof Replacement- Perley Building	\$162,000
	T 1416-0302	Chiller Replacement Phase I	\$387,200
	T 1463-1102	Parking Lot A & B Life Safety	\$320,000
	T 1464-1102	Campus Security System Improvements-Ph I	\$80,000
	T 1465-1102	Laboratory Exhaust System Replacement	\$200,000
	TE 1501-0403	Roof Replacements-Various Bldings	\$295,000
	T 1527-0903	Roof Replacement Blding D, ICC-North	\$235,400
	T 1571-1203	Parking Lots A&B - Phase II	\$1,450,000
	T 1572-1203	Roof Replacement-Buildings C & B2 ICC North	\$549,960
	T 1573-1203	Site lighting Improvements-ICC North Camous	\$75,000
	T 1574-1203	Fire Alarm Improvements-Phase I North Campus	\$75,000
	T 1575-1203	Door Replacement & Hardware Upgrade- North	\$75,000
IL Eastern	529		
	B 0922-0697	Miscellaneous ADA Improvements	\$505,000
	B 0924-0697	Exit Door Modif.-Olney Central	\$126,000
	B 0979-1197	Environmental Barriers	\$366,300
	B 0980-1197	Exit Modifications	\$61,700
	B 0981-1197	Curtain Replacement	\$55,700
	B 0982-1197	Stage Floor Replacement	\$48,400
	B 0984-1197	Roof Replacements	\$128,400
	B 1422-0902	Door & Hardware Accessibility - WVC & FCC	\$149,200
	B 1423-0902	Storm Drain- Applied Arts Building	\$72,600
	B 1424-0902	Bleacher Replacement -ADA & Code	\$181,500
	B 1425-0902	Door Replacements - LTC & WVC	\$33,900
	B 1426-0902	Gymnasium Floor Replcement	\$525,100
	B 1427-0902	HVAC Unit Replacements	\$447,700
	B 1428-0902	Interior Lighting Upgrade-Applied Arts B ld	\$201,300
	B 1430-0902	Roof Replacements/Repair	\$727,000
	B 1431-0902	Sanitary Sewer Replacement	\$56,900
	B 1432-0902	Stairway/Lobby Glazing-Wattleworth & Theatre	\$144,000
	B 1433-0902	Exterior Wall and Fascia Renovations	\$542,100
	B 1434-0902	Site Lighting - LTC & WVC	\$261,400
	BE 1499-0403	Roof Replacement, Main Hall	\$131,800
	BE 1500-0403	Exterior/Interior Wall Repair	\$86,400
	BE 1503-0503	HVAC Upgrade & Data Center Acoustics	\$39,325
	BE 1582-0204	Carpet Replacement	\$225,060
	BE 1583-0204	Sidewalk Replacement/Upgrade	\$88,330
	BE 1584-0204	Fire Alarm/Lighting Upgrades	\$554,180
	BE 1585-0204	Ceiling Replacement	\$173,030
IL Valley	513		

Illinois Community College Board
Table V-14
CAPITAL PROJECTS UNDER CONSTRUCTION
FUNDING AUTHORIZED BY PROTECTION, HEALTH, & SAFETY LEGISLATION

<u>District</u>	<u>ICCB Project #</u>	<u>Project Name</u>	<u>Approved Budget</u>
	T 0659-0794	Asbestos/Maintenance Bldg.	\$32,040
	T 0661-0794	Asbestos Removal-Bookstore	\$200,400
	T 1029-1297	Electrical Infrastr. Repairs	\$78,000
	T 1092-1198	Emergency Generator Switchgear	\$110,000
	T 1093-1198	Energy Mgmt.System Upgrade	\$125,000
	T 1094-1198	ADA Signage Compliance	\$30,000
	T 1095-1198	Indoor Air Quality Project	\$30,000
	T 1098-1198	College Emergency Warning System	\$325,000
BT	1154-0399	HVAC Air System- Bldings A,B,C Illinois Community College Board	\$4,723,714
	T 1237-1299	College Emergency Warning System Ph. II	\$250,000
	T 1242-1299	Control Systems Upgrade	\$220,000
	T 1285-1100	Lighting and Motion Sensors	\$66,097
	T 1287-1100	Campus Wide Security/Surveillance System	\$359,170
	T 1288-1100	Air Handler/Duct Upgrades-D & E	\$167,786
	T 1345-1001	HVAC Rework for Bldgs A,B,C	\$325,000
	T 1346-1001	Replacement of Kewanee & Iron Fireman Boilers	\$435,000
	T 1347-1001	Replace of all A/C for Gym & Cultural Center	\$140,000
	T 1348-1001	Air, Moisture, Infiltration/Phase V	\$250,000
	T 1436-0902	Preheat & Cooling Coils Replacements (A-G)	\$155,200
	T 1437-0902	Boiler and Pump Replacement - Blding E	\$215,500
	T 1438-0902	Accessibility Project-Add Elevator in Gym	\$312,000
	T 1439-0902	Compressor Chiller Replacements (Bldings A-E)	\$471,225
TE	1504-0503	ADA Bookstore/Cashier Area Improvements	\$77,245
	T 1576-1203	ADA Structural Changes-3rd Floor Connections	\$1,171,146
TE	1581-0204	Exterior ADA Compliance	\$325,000
Joliet	525		
	B 1001-1297	Renovate Water Heating System	\$408,968
	T 1336-1200	Entrance Ramp Replacement -J Building	\$600,000
	T 1406-1201	Roof Replacements Phase I - Main Campus	\$600,000
	T 1407-1201	Lighting Improvements	\$285,000
TE	1471-1202	Exterior Wall Deterioration Repairs	\$180,000
	T 1472-1202	Roof Repairs/Replacements-Ph. II -Main Campus	\$600,000
	T 1473-1202	Unit Ventilators Replacement in Building K	\$200,000
	T 1474-1202	Window Repairs & Replacement on Main Campus	\$200,000
Kankakee	520		
	T 1535-1103	Asbestos Abatement in Building L	\$182,500
Kaskaskia	501		
	B 1331-1200	Mechanical Repairs/Improvements (Campus Wide)	\$1,900,000
	T 1335-1200	ADA Signage (Campus Wide)	\$72,160
	T 1469-1202	Cafeteria Renovations	\$529,788
	T 1470-1202	Roof Replacements-Science & Technology Blding	\$82,552
	T 1546-1103	Sidewalk Repairs and Entry Plaza Pavers	\$180,480
	T 1547-1103	Concrete Foot Bridge Repair and Recoat	\$52,245
	T 1548-1103	Roof Replacement Administration Building	\$159,122
	T 1549-1103	ADA Stair/Balcony/Handrail/Egress Upgrades	\$122,663
Lake County	532		
	T 0224-1188	Fire Protection System	\$65,000

Illinois Community College Board
Table V-14
CAPITAL PROJECTS UNDER CONSTRUCTION
FUNDING AUTHORIZED BY PROTECTION, HEALTH, & SAFETY LEGISLATION

<u>District</u>	<u>ICCB Project #</u>	<u>Project Name</u>	<u>Approved Budget</u>
	T 1301-1200	Window Retrofits A/B Wings	\$174,000
	T 1303-1200	Waterproofing (west side) Lake Shore South	\$72,000
	T 1401-1201	Window (exterior) Sealant Replacement	\$560,000
	T 1402-1201	Fire Suppression/Exhaust Syst/Lancers Kitchen	\$39,000
	T 1403-1201	Fire & Emergency Response System Renovations	\$113,000
	T 1404-1201	Tuckpointing and Sealant Repair - A/B Wings	\$156,000
	T 1405-1201	Roof Replacement - Lakeshore South Building	\$132,000
	TE 1410-0102	Entrance Modifications- Southlake Campus	\$68,500
	TE 1515-0903	Greenhouse Roof Replacement /Repairs	\$40,000
Lake Land	517		
	T 1364-1101	Parking Lot Modifs Improvements -NE Lot/Road	\$50,000
	T 1452-1102	Noise Level Improvements in HVAC System	\$98,924
	T 1453-1102	Door Replacements & Automatic Door Openers	\$400,070
	T 1502-0403	Office Area Renovation-Northwest Bldg	\$250,098
	T 1538-1103	HVAC Pipe Replacement/Finishes Rehab- NE Bld	\$412,500
	T 1539-1103	Exterior Wall Repairs on Classroom Penthouse	\$72,600
	T 1540-1103	HVAC upgrade & Floor Finishes in Student Ctr.	\$435,000
Lewis and Clark	536		
	B 1580-0204	Energy Conservation/Code Compliance/Various	\$2,975,000
Lincoln Land	526		
	B 1141-1298	East Entrance and Exit	\$339,400
	B 1142-1298	Sangamon/Menard Hall Renovations	\$675,000
	B 1339-0401	Asbestos Abatement-1st Floor Menard Hall	\$144,110
	T 1566-1203	Logan Hall PHS Structural Improvements	\$1,807,489
	T 1567-1203	Mason Hall PHS Structural Improvements	\$294,050
	T 1568-1203	Mercury Abatement and Gym Floor Replacement	\$210,600
	T 1569-1203	EREC Welding Lab Ventilation Rehab	\$244,693
Logan	530		
	T 1251-0400	Main Entrance Road Improvements	\$433,000
	T 1370-1101	Various PHS Projects	\$615,000
	T 1418-0902	Roof Replacement - Building D	\$124,073
	T 1419-0902	Accessibility Work-Auditorium C138	\$118,490
	T 1420-0902	Accessibility Compliance Work- Phase II	\$177,386
	T 1421-0902	Guardrail Modifications/Replacement	\$119,256
	TE 1435-0902	Transformer Replacement	\$96,800
	TE 1490-1202	Accessibility Work in O'Neil Auditorium	\$90,800
	TE 1491-1202	Transformer Replacements-OFC & Lift Station	\$145,200
	TE 1492-1202	Roof and Parapet Repairs	\$224,200
	TE 1577-1203	Stair Tread and Riser Replacement	\$42,350
	T 1578-1203	Mechanical and Electrical Upgrade	\$1,167,650
Moraine Valley	524		
	T 1305-1200	Entrance Replacement -Building C	\$127,460
	T 1387-1101	Air Handler Replacement in Building A	\$822,390
	TE 1388-1101	Campus Security Phase III	\$186,000
	T 1466-1102	Air Handler Replacement in Building L	\$812,650
	TE 1489-1202	Fire Sprinkler Upgrade- Buildings B & G	\$700,000
	T 1556-1103	Air Handler Replacement -Building L	\$812,650
Morton	527		

Illinois Community College Board
Table V-14
CAPITAL PROJECTS UNDER CONSTRUCTION
FUNDING AUTHORIZED BY PROTECTION, HEALTH, & SAFETY LEGISLATION

<u>District</u>	<u>ICCB Project #</u>	<u>Project Name</u>	<u>Approved Budget</u>
	T 0497-0892	Roofing/Waterproofing Repairs	\$1,155,824
	T 1101-1198	Building Envelope Improvements	\$1,000,000
	T 1409-1201	Parking Lots,Roadways, Walkways Replacement	\$1,000,000
Oakton	535		
	TE 1523-0903	Emergency Warning/Security Camera Upgrade	\$210,000
Parkland	505		
	T 1115-1198	Storage Tank Modifications	\$120,000
	T 1247-1299	Electrical System Upgrades	\$258,000
	T 1411-0102	Chemistry Lab Remodeling	\$550,000
	T 1412-0102	Drainage Improvements Phase III	\$1,050,000
	T 1493-1202	Theatre Rigging Replacement	\$100,000
	T 1494-1202	Electrical Transformer Relocation/Replacement	\$450,000
	T 1495-1202	Campus Computer Safety Monitoring Sys - Ph I	\$80,000
	T 1496-1202	A/C Pit Safety Improvement	\$150,000
	T 1497-1202	Drainage Improvements Ph IV	\$975,000
	T 1562-1103	Drainage Improvements Phase V	\$1,400,000
	T 1563-1103	Exterior Door Upgrade Phase III	\$100,000
	T 1564-1103	ADA Handrailings Phase II	\$75,000
	T 1565-1103	Security Monitoring System Phase II	\$80,000
Prairie State	515		
	T 1010-1297	ADA Facilities Compliance	\$2,412,810
	T 1205-1299	Biology Labs Safety/Accessibility Compliance	\$695,040
	T 1440-1002	Renovation of "K" & Main Bldg	\$394,260
Rend Lake	521		
	T 1201-1299	ADA Lift Replacement and Door Hardware	\$40,000
	T 1295-1100	Early Notification Warning System	\$210,800
	T 1448-1102	Gutter and Downspout Replacements	\$138,900
	TE 1550-1103	Site Lighting Improvements	\$45,000
	T 1551-1103	Emergency Power Distribution Sys Improvements	\$46,000
	T 1552-1103	Roof Replacement-Theater Building	\$68,000
Richland	537		
	T 1107-1198	HVAC Upgrade	\$538,000
	B 1259-0700	Indoor Air Quality	\$1,933,895
	T 1318-1200	Sidewalk Replacements	\$118,800
	T 1319-1200	Steam System Modifications	\$63,600
	T 1395-1101	Boiler Room Modifications	\$93,900
	T 1396-1101	Electrical Systems Modifications	\$37,800
	T 1456-1102	Roof Repairs	\$497,400
Rock Valley	511		
	T 1376-1101	ADA Renovations-Student Center	\$885,000
	T 1443-1002	Elevator Installation in PE Center	\$206,500
	TE 1505-0703	Emergency Generator Replacement-Stenstrom Ctr	\$47,200
	TE 1506-0703	Energy Conservation/Lighting Renovation-CLR	\$43,800
	TE 1507-0703	Parking Lot Drainage Improvements -Aviat Ctr	\$69,700
	TE 1508-0703	Accessibility Remodeling-Admin Blding E	\$79,200
	T 1509-0703	Elevator Renovations-CL1, CL2, & ERC	\$148,300
	T 1510-0703	Lighting Renovations-CL1, CL2, & ERC	\$100,100
	T 1511-0703	Pedestrian Bridge Repair	\$129,300

Illinois Community College Board
Table V-14
CAPITAL PROJECTS UNDER CONSTRUCTION
FUNDING AUTHORIZED BY PROTECTION, HEALTH, & SAFETY LEGISLATION

<u>District</u>		<u>ICCB Project #</u>	<u>Project Name</u>	<u>Approved Budget</u>
Sandburg	518			
	T	1349-1001	Dental hygiene Building Tuckpointing	\$109,080
	T	1413-0202	Code Compliance in Lower E- Wing	\$138,362
Sauk Valley	506			
	T	1414-0202	Bleacher Replacement	\$90,485
	T	1121-1198	Egress Corrections-2nd Fl West	\$208,375
	T	1297-1100	Roof Restoration - Buildings T1 & T2	\$129,010
	T	1398-1201	T-1 Modifications - Local of RAMP project	\$100,742
	T	1454-1102	Domestic Water System Repair	\$324,000
	T	1455-1102	Theater Renovation	\$262,543
	TE	1512-0803	Storm Sewer Outfall Structures Repair	\$172,000
	TE	1513-0803	Safety Improvements (ladders,rails,platforms)	\$167,000
	T	1553-1103	Elevator Improvements - Code Requirements	\$90,300
	T	1554-1103	Electrical Service Upgrades	\$58,500
Shawnee	531			
	T	1555-1103	Roof Replacement T2	\$450,500
	T	1417-0402	Lighting Upgrade-Campus Entrance	\$193,600
South Suburban	510			
	T	1537-1103	Replace HVAC Ducts and Fire Alarms	\$1,099,800
	T	1392-1101	Cooling Tower Repairs	\$127,200
Southeastern	533			
	T	1468-1202	Chemistry Lab Renovation (Code Upgrades)	\$430,000
	T	1536-1103	Micro Biology Lab Renovation (Code Upgrades)	\$325,000
Southwestern	522			
BE	1579-0204	Water Tank Refurbishing	\$95,532	
Southwestern	522			
	T	0796-0496	Elec Renovations-Belleville	\$224,000
	T	1060-0998	Mechanical Renovations-GC/PSOP	\$32,480
	T	1062-0998	Electr Renovations Ph I-Bellev	\$192,000
	T	1063-0998	Aluminum Wiring Ph II-Bellev	\$493,440
	T	1231-1299	Main Corridor Ceiling Wiring Tray-BC	\$303,600
	T	1233-1299	Door Hardware Replacement-BC	\$83,770
	T	1234-1299	Fire Alarm/Warning System-Library & Cafeteria	\$76,050
	T	1235-1299	Electrical/Mechanical Renovations-BC	\$263,350
	T	1236-1299	Plumbing/Mechanical Renovations BC &RBC	\$51,750
	T	1309-1200	Fire Alarm/Warning Sys-Ph I Classrooms	\$69,400
	T	1310-1200	Cafeteria/Code Corrections	\$667,900
	T	1312-1200	Plumbing/Toilet Fixture Additions-BACC	\$109,650
	T	1353-1101	Replace Ceiling/Lighting-PSOP Center	\$101,228
	T	1354-1101	Elevator Installation-PSOP Center	\$200,000
	T	1355-1101	Electrical System Modifications-PSOP Center	\$38,400
	T	1356-1101	Handicapped Accessible Door Hardware	\$153,300
	T	1357-1101	Tuckpointing & Refinsh Atrium Windows	\$36,300
	T	1359-1101	Mechanical Upgrades to Phase I-Belleville	\$393,300
	T	1360-1101	Repair Broken Sidewalk & Handicap Access	\$29,700
	T	1361-1101	Toilet Room Conversion-Belleville	\$241,900
	T	1362-1101	Toilet Room Renovation-Belleville	\$104,700
	T	1475-1202	Computer Room HVAC Upgrades - IS Room	\$77,600
T	1476-1202	Office Ceiling/Lighting-PSOP Center	\$68,600	

Illinois Community College Board
Table V-14
CAPITAL PROJECTS UNDER CONSTRUCTION
FUNDING AUTHORIZED BY PROTECTION, HEALTH, & SAFETY LEGISLATION

<u>District</u>	<u>ICCB Project #</u>	<u>Project Name</u>	<u>Approved Budget</u>
	T 1477-1202	Art Dept Code & Storage Code Upgrades	\$350,000
	T 1478-1202	Asbestos Abatement in Farmhouse	\$38,400
	T 1479-1202	Dehumidifiers-BACC	\$91,700
	T 1480-1202	Parking Lot Lighting-Bell. Campus	\$265,314
	T 1481-1202	Corridor Upgrades-Phase III- Bell. Campus	\$148,600
	T 1482-1202	Safety Repairs to Welding Dept - Belleville	\$28,800
	T 1483-1202	Incinerator Disposal-G.C. Campus	\$100,000
	T 1484-1202	Replace Ceiling, Lights, & Floors - Granite C	\$303,800
	T 1485-1202	Asbestos Floor Tile Replacement-PSOP Center	\$175,600
	T 1486-1202	Furnace Replacements-R.B. Campus	\$33,000
	T 1528-1003	Parking Lot B Drainage-Belleville	\$531,000
	T 1529-1003	Renovation of Campus Are Department	\$351,000
	T 1530-1003	Asbestos Tile Florring Removal	\$426,400
	T 1531-1003	Campus Safety Office	\$90,200
	T 1532-1003	Campus 200 Area Lighting-Granite City	\$70,000
	T 1533-1003	Campus Sidewalks-Granite City	\$129,400
Spoon River	534		
	BE 1516-0903	HVAC Work (ducts & temp controls)-Macomb	\$287,000
	BE 1517-0903	Electrical System Upgrades	\$219,000
	BE 1518-0903	Stairwell Repairs & Upgrades	\$149,700
	BE 1519-0903	Roof Replacements-Taylor & Center Bldings	\$407,000
	BE 1520-0903	ADA Door(Canton) & Entrance (Macomb) Upgrades	\$218,600
	BE 1521-0903	Walkway Improvement and Enclosure	\$211,000
	BE 1522-0903	Fire Alarm System Replacement	\$97,800
Triton	504		
	T 0764-1295	Drainage Improve.-Lots A & B	\$128,950
	T 1171-1199	Security System Upgrade	\$600,000
	T 1369-1101	Asbestos Survey & Abatement	\$300,000
	T 1449-1102	Service Tunnel Improvements	\$300,000
	T 1534-1103	Asbestos Abatement PH II	\$300,000
Waubonsee	516		
	T 1208-1299	Sanitary Sewer Rehabilitation	\$292,680
	T 1211-1299	Fire Alarm Upgrade-Campuswide	\$100,000
	T 1408-1201	Campus Security Upgrade	\$200,000
	T 1444-1002	HVAC Upgrades-Dickson, Bodie,VonOhlen PhIII	\$1,499,625
Wood	539		
	T 0758-1095	ADA Accessibility Compliance	\$25,000
	T 0865-1296	Lighting Retrofits	\$103,200
	T 0866-1296	Electrical Improvements	\$56,400
	T 0867-1296	Security/Safety Upgrades	\$42,000
	T 0869-1296	HVAC Replacement	\$240,000
	T 0871-1296	ADA/Code Plumbing Upgrades	\$40,200

Illinois Community College Board
Table V-15
CAPITAL RENEWAL PROJECTS APPROVED FOR FISCAL YEAR 2002

<u>District</u>	<u>Grant Allocation</u>	<u>Project</u>	<u>Budget</u>
Black Hawk	\$219,600		
Chicago	\$1,879,700	Districtwide - Sidewalk and Parking Lot Improvements	\$8,000,000
Danville	\$204,600		
DuPage	\$561,400		
Elgin	\$280,100	Plaza Deck Restoration/Waterproofing - Ph IV	\$336,000
Harper	\$368,400		
Heartland	\$38,900		
Highland	\$127,900		
Illinois Central	\$319,700		
Illinois Eastern	\$215,600	Districtwide - FY02 Capital Renewal	\$215,600
Illinois Valley	\$128,000		
Joliet	\$257,300		
Kankakee	\$108,700		
Kaskaskia	\$94,500		
Kishwaukee	\$136,500		
Lake County	\$304,600		
Lake Land	\$129,200	Classroom (4) Tiered Seating Renovation	\$129,200
Lewis & Clark	\$204,700	Carpeting,Sidewalk,Step,Door,& Misc Replcmts	\$291,600
Lincoln Land	\$169,100		
Logan	\$179,500		
McHenry	\$133,700		
Moraine Valley	\$270,000		
Morton	\$97,200		
Oakton	\$256,500	Lavoratory Resoration Phase II	\$256,500
Parkland	\$185,000		
Prairie State	\$158,300		
Rend Lake	\$109,100		
Richland	\$85,800	Mueller Student Center Renovations	\$250,000
Rock Valley	\$250,700	Piping Renovations at Student Center	\$531,000
Sandburg	\$92,200		
Sauk Valley	\$166,800		
Shawnee	\$45,200		
South Suburban	\$237,700	West Roadway Renovation	\$127,349
		Restroom Renovations (selected)	\$71,040
		Performing Arts Center-selected improvements	\$281,880
Southeastern	\$103,500		
Southwestern	\$274,600		
Spoon River	\$86,200		
Triton	\$343,800		
Waubonsee	\$230,100	South Parking Lot Repaving	\$250,000
Wood	\$53,100		
	<u>\$8,687,500</u>		

NOTE: Projects may include prior year's capital renewal grant allocations
SOURCE OF DATA: ICCB Records

Illinois Community College Board
Table V-16
CAPITAL RENEWAL PROJECTS APPROVED FOR FISCAL YEAR 2003

<u>District</u>	<u>Grant Allocation</u>	<u>Project</u>	<u>Budget</u>
Black Hawk	\$212,632		
Chicago	\$1,467,297		
Danville	\$212,884		
DuPage	\$579,503		
Elgin	\$286,276		
Harper	\$389,495		
Heartland	\$94,748		
Highland	\$136,118		
Illinois Central	\$329,998		
Illinois Eastern	\$221,415	District Wide Improvements-FY 03 Cap Renewal	\$298,400
Illinois Valley	\$159,444		
Joliet	\$270,552		
Kankakee	\$107,927		
Kaskaskia	\$97,449		
Kishwaukee	\$140,927		
Lake County	\$319,982	Parking Lot #4 Pavement Repairs	\$684,020
Lake Land	\$143,422		
Lewis & Clark	\$247,728		
Lincoln Land	\$207,969		
Logan	\$187,645		
McHenry	\$138,025		
Moraine Valley	\$278,166	Learning Resources Center Remodeling	\$850,000
Morton	\$100,382		
Oakton	\$264,776	Lavoratory Restorations -Phase III	\$371,500
Parkland	\$231,278	Exterior Facility Renovation Phase I	\$185,000
		Masonry Repair and Renovation	\$100,000
		Rooftop Cupalow Removal	\$100,000
Prairie State	\$167,564		
Rend Lake	\$117,046		
Richland	\$88,557		
Rock Valley	\$261,627		
Sandburg	\$95,164		
Sauk Valley	\$172,187		
Shawnee	\$61,884		
South Suburban	\$245,416	Restroom Renovations-Main Building	\$245,000
Southeastern	\$100,962	Lecture Hall Renovations	\$372,300
Southwestern	\$275,884		
Spoon River	\$88,945		
Triton	\$360,093	Parking Lot Repairs	\$999,996
Waubonsee	\$191,412		
Wood	\$54,824		
Total	<u>\$9,107,603</u>		

NOTE: Projects may include prior year's capital renewal grant allocations
SOURCE OF DATA: ICCB Records

Illinois Community College Board
Table V-17
CAPITAL RENEWAL PROJECTS APPROVED FOR FISCAL YEAR 2004

<u>District</u>	<u>Grant Allocation</u>	<u>Project</u>	<u>Budget</u>
Black Hawk	\$284,008		
Chicago	\$2,446,913		
Danville	\$290,775	Asphalt Repair/Paving-Trucking & Service Areas	\$143,715
DuPage	\$771,468		
Elgin	\$383,761		
Harper	\$545,916		
Heartland	\$126,134		
Highland	\$181,209		
Illinois Central	\$441,463		
Illinois Eastern	\$323,912		
Illinois Valley	\$212,261		
Joliet	\$364,956		
Kankakee	\$143,679		
Kaskaskia	\$139,550		
Kishwaukee	\$274,938		
Lake County	\$424,964		
Lake Land	\$211,554		
Lewis & Clark	\$364,703		
Lincoln Land	\$287,796		
Logan	\$254,226		
McHenry	\$183,748		
Moraine Valley	\$406,431		
Morton	\$133,635		
Oakton	\$354,753		
Parkland	\$336,445		
Prairie State	\$223,071		
Rend Lake	\$159,273		
Richland	\$145,739		
Rock Valley	\$380,088		
Sandburg	\$142,847		
Sauk Valley	\$229,225		
Shawnee	\$82,384		
South Suburban	\$326,713		
Southeastern	\$135,271		
Southwestern	\$367,273		
Spoon River	\$118,410		
Triton	\$479,378		
Waubonsee	\$331,000		
Wood	\$97,730		
Total	<u>\$13,107,600</u>		

NOTE: Projects may include prior year's capital renewal grant allocations
SOURCE OF DATA: ICCB Records