DATA AND CHARACTERISTICS

of the

Illinois Public Community College System



Illinois Community College Board
401 East Capitol Avenue
Springfield, IL 62701-1711
Telephone: (217) 785-0123
June 1998

Printed by Authority of the State of Illinois

DATA AND CHARACTERISTICS OF THE
ILLINOIS PUBLIC COMMUNITY COLLEGE SYSTEM

JUNE 1998

TABLE OF CONTENTS

Page

Introduction viii

A Summary Profile of the Illinois Public Community Colleges ix

Map of the Illinois Public Community College Districts x

Section I - Fall Student Characteristics..... 1

Table I-1 - Summary of Opening Fall 1997 Student Headcount Enrollment by Sex and Type of Attendance 2

Table I-2 - Summary of Opening Fall 1997 Student Headcount Enrollment by Instructional Program Area 4

Table I-3 - Summary of Opening Fall 1997 Student Headcount Enrollment by Age 5

Table I-4 - Summary of Opening Fall 1997 Student Headcount Enrollment by Ethnic Origin 6

Table I-5 - Summary of Opening Fall 1997 Student Headcount Enrollment by Academic Classification 7

Table I-6 - Summary of Opening Fall 1997 Student Headcount Enrollment by Type of Residency 8

Table I-7 - Summary of Opening Fall 1997 Student Headcount Enrollment by Enrollment Status 9

Table I-8 - Proportions of District Populations Served by Illinois Public Community Colleges in Instructional Credit Curricula by Headcount and FTE 10

Table I-9 - Summary of Opening Fall 1997 Student Headcount Enrollment by Instructional Program Area and Student Level..... 11

TABLE OF CONTENTS
(Continued)

Page

Table I-10 - Summary of Opening Fall Term Student Headcount Enrollment - Fall 1988 Through Fall 1997 15

Table I-11 - Summary of Opening Fall Term Student FTE Enrollment - Fall 1988 Through Fall 1997 16

Section II - Faculty and Staff Data 17

Table II-1 - Summary of Instructional Teaching Faculty (9 and 12 mos.) Employed in Illinois Public Community Colleges by Sex and Employment Status During Fall 1997 19

Table II-2 - Summary of Administrative Staff Employed in Illinois Public Community Colleges by Sex and Employment Status During Fall 1997 20

Table II-3 - Summary of Other Nonteaching Professional Staff (9 and 12 month) Employed in Illinois Public Community Colleges by Sex and Employment Status During Fall 1997 21

Table II-4 - Summary of Civil Service or Classified Staff Employed in Illinois Public Community Colleges by Sex and Employment Status During Fall 1997 22

Table II-5 - Fiscal Year 1998 Average Contractual Base Salaries for Full-Time Teaching Faculty (9 Mos.), Administrative Staff (12 Mos.), and Nonteaching Professional Staff (12 Mos.) in Illinois Public Community Colleges 23

Table II-6 - Average On-Campus Class by Type - Fall 1997 24

Table II-7 - Percentage of On-Campus Classes by Class Size Categories - Fall 1997 25

Section III - Annual Enrollment and Completion Data 26

Table III-1 - Summary of Annual Unduplicated Headcount Enrollment by Sex for Fiscal Year 1997 27

TABLE OF CONTENTS
(Continued)

Page

Table III-2 - Summary of Annual Unduplicated Headcount Enrollment by Program Classification for Fiscal Year 1997 28

Table III-3 - Annual Unduplicated Enrollment by Academic Program by College for Fiscal Year 1997 29

Table III-4 - Summary of Annual Unduplicated Headcount Enrollment by Age for Fiscal Year 1997 53

Table III-5 - Summary of Annual Unduplicated Headcount Enrollment by Ethnic Origin for Fiscal Year 1997 54

Table III-6 - Highest Degree Previously Earned for Fiscal Year 1997 Illinois Public Community College Students 55

Table III-7 - Summary of Transfer and General Studies Degrees and Certificates Awarded in Fiscal Year 1997 56

Table III-8 - Summary of Occupational Degrees and Certificates Awarded in Fiscal Year 1997 57

Table III-9 - Annual Duplicated Completers by Academic Program by College for Fiscal Year 1997 59

Table III-10 - Summary of Adult Education Completions Awarded in Fiscal Year 1997 by Community College District 79

Table III-11 - Summary of High School Completions Awarded in Fiscal Year 1997 by Community College District 80

Section IV - Financial Data 81

Table IV-1 - Annual FTE Students - Fiscal Year 1987 Through Fiscal Year 1997 82

Table IV-2 - Total ICCB Grants Paid to Community Colleges - Fiscal Year 1991 Through Fiscal Year 1998 83

Table IV-3 - Net Instructional Unit Cost in Illinois Public Community Colleges Since Fiscal Year 1991 84

TABLE OF CONTENTS
(Continued)

Page

Table IV-4 - Fiscal Year 1997 Total Reimbursable Credit Hours 85

Table IV-5 - Summary of Fiscal Year 1997 ICCB Grants to Illinois Public Community Colleges 86

Table IV-6 - Summary of Fiscal Year 1998 ICCB Grants to Illinois Public Community Colleges 87

Table IV-7 - Per Capita Costs, Chargeback Rates, and Student Tuition and Fee Rates at Illinois Public Community College Districts 88

Table IV-8 - 1996 Operating Tax Extensions for Real Estate and Other Property Tax and 1997 Corporate Personal Property Replacement Tax Revenues 89

Table IV-9 - 1996 Tax Levy Rates (Per $100 of EAV)..... 90

Table IV-10 - Fiscal Year 1997 Net Instructional Unit Cost by Funded Instructional Categories in Illinois Public Community Colleges..... 91

Table IV-11 - Fiscal Year 1997 Audited Operating Revenues by Source 92

Table IV-12 - Fiscal Year 1997 Audited Operating Expenditures by Function..... 94

Table IV-13 - Fiscal Year 1997 Audited Operating Expenditures by Object..... 95

Table IV-14 - Fiscal Year 1997 Total Current Fund Revenues by Source 96

Table IV-15 - Fiscal Year 1997 Total Current Fund Expenditures by Function..... 97

Table IV-16 - Fiscal Year 1997 Energy Costs..... 98

Section V - Facilities Data..... 99

Table V-1 - Summary of Acres by Use for Illinois Public Community Colleges as of August 1, 1997..... 100

TABLE OF CONTENTS
(Continued)

Page

Table V-2 - Summary of Total Square Footage Available on Illinois Public Community College Campuses as of August 1, 1997 101

Table V-3 - Square Footage of On-Campus Facilities Under Construction or Approved for Construction as of August 1, 1997 102

Table V-4 - Total Net Assignable Square Footage by Room Use Classification 103

Table V-5 - Net Assignable Square Footage in Completed Permanent State-Funded Facilities by Higher Education Facility Inventory Room Use Classification as of August 1, 1997 104

Table V-6 - Net Assignable Square Footage in Completed Permanent Locally Funded Facilities by Higher Education Facility Inventory Room Use Classification as of August 1, 1997 105

Table V-7 - Net Assignable Square Footage in Temporary Facilities by Higher Education Facility Inventory Room Use Classification as of August 1, 1997 106

Table V-8 - Net Assignable Square Footage in State-Funded Facilities Under Construction or Approved for Construction by Higher Education Facility Inventory Room Use Classification as of August 1, 1997 107

Table V-9 - Net Assignable Square Footage in Locally Funded Permanent Facilities Under Construction or Approved for Construction as of August 1, 1997 108

Table V-10 - Total Net Assignable Square Feet of Permanent Facilities by Room Use Classification Per 10th Day On-Campus FTE Student as of August 1, 1997 (Completed, Under Construction, Approved, or Appropriated) 109

Table V-11 - Total Protection, Health, and Safety Projects Approved 110

TABLE OF CONTENTS
(Continued)

Page

Table V-12 - Budgeted Revenue for Community College Construction Since January 1990 111

Table V-13 - Budgeted Revenue for Permanent Community College Facilities Under Construction or Planned as of May 1998 131

Table V-14 - Capital Projects Under Construction - Funding Authorized by Protection, Health, and Safety Legislation 132

Table V-15 - Repair and Renovations Projects Approved for Fiscal Year 1995 137

Table V-16 - Capital Renewal Projects Approved for Fiscal Year 1997..... 138

Table V-17 - Capital Revewal Projects Approved for Fiscal Year 1998..... 139

LIST OF FIGURES

Page

Figure 1 - Opening Fall 1997 Headcount Enrollment by Instructional Program Area 3

Figure 2 - Fall 1997 State Headcount Distribution of Employees by Employee Group 18

Figure 3 - FY 1997 Annual Duplicated Completers in Broad Program Categories..... 58

Figure 4 - FY 1997 Audited Sources of Revenue..... 93

INTRODUCTION

This is the seventeenth publication of a comprehensive data book by the Illinois Community College Board (ICCB). This document contains data and characteristics of the Illinois public community college system and is designed to serve as a basic reference. No analysis of the data is intended in this document. The data are obtained from various surveys and studies conducted by ICCB staff and from the colleges' annual MIS submissions.

This year the major data tables from the data book will again be available to colleges in computer-readable form using Quattro Pro (Windows) spreadsheet format. To receive the data book in computer-readable form: (1) send two blank, formatted 3 1/2 inch diskettes that can be read by an IBM compatible microcomputer; (2) specify whether the diskettes are high density or regular density; (3) enclose a self-addressed envelope with return postage; and (4) forward your request to the Production Controller, Information Technology Services, Illinois Community College Board, 401 East Capitol Avenue, Springfield, Illinois 62701-1711.

This document contains annual data for fiscal year 1997 and fall term data for 1997 (fiscal year 1998). Enrollment data and faculty and staff data are collected during the fall term each year; thus, these data are fall term 1997 (fiscal year 1998). Budgeted operating finance and facilities data are for fiscal year 1998. Audited financial data, unit cost data, annual enrollments, and graduate data are for fiscal year 1997.

This publication provides information about (1) students, (2) faculty and staff, (3) annual enrollment and completion, (4) operating finance, and (5) capital construction. Each of these areas constitutes a section of this document. Several tables summarize data from more detailed reports that have been published separately. The objective of this document is to provide useful summaries of data for community college districts in one reference document. If you have requests for other data or suggestions for additions or deletions, please contact the ICCB office.

Special acknowledgment is extended to the personnel of the colleges for their cooperation in completing surveys and providing the ICCB with computer-readable data on a timely basis.

Table 1 on the next page is a summary profile of selected statistics for the 40 Illinois public community college districts. The map on page x shows the geographic location of each college district.

Illinois Community College Board

Table 1

A SUMMARY PROFILE OF THE ILLINOIS PUBLIC COMMUNITY COLLEGES

			District Size				1996 Tax Rates Extended				Student Enrollment		
Dist. No.	District	District Location	# of Coll.	1997 Population*	Square Miles	1996 Tax Base EAV (Thousands)	Educ. & O&M Rate	Bond & Interest Rate	All Other Tax Rates	Total	Fall 1997 Headcount	Annual FY 97 FTE	FY 97 Annual Tuition & Fee Charges
522	BELLEVILLE	Belleville	1	375,647	2,054	3,025,632.2	16.00	1.27	6.70	23.97	13,144	6,870	1,275
503	BLACK HAWK	Moline	1	227,618	2,240	1,978,388.6	23.58	0.00	14.66	38.24	6,532	5,110	1,590
508	CHICAGO	Chicago	7	2,754,574	230	30,759,382.3	22.49	0.00	15.63	38.12	70,717	45,748	1,400
507	DANVILLE	Danville	1	95,071	1,288	652,983.4	44.79	9.85	5.99	60.63	2,633	1,629	1,200
502	DUPAGE	Glen Ellyn	1	846,089	350	20,748,788.9	19.89	0.00	0.64	20.53	28,989	13,702	1,350
509	ELGIN	Elgin	1	262,624	343	5,385,924.2	29.83	0.00	11.69	41.52	9,181	4,678	1,260
512	HARPER	Palatine	1	496,695	193	11,944,246.0	23.84	2.24	2.10	28.18	15,690	7,540	1,425
540	HEARTLAND	Bloomington	1	173,717	1,863	2,175,290.9	22.50	1.10	0.84	24.44	3,534	1,743	1,140
519	HIGHLAND	Freeport	1	91,462	1,640	995,518.3	25.00	5.82	9.21	40.03	2,603	1,546	1,241
514	ILLINOIS CENTRAL	East Peoria	1	354,221	2,322	3,201,970.7	25.00	0.65	17.61	43.26	11,724	6,275	1,334
529	ILLINOIS EASTERN	Olney	4	111,489	3,066	840,096.1	25.00	10.25	5.07	40.32	7,334	4,603	990
513	ILLINOIS VALLEY	Oglesby	1	143,836	2,058	1,935,592.8	17.00	3.92	8.48	29.40	3,919	2,423	1,313
525	JOLIET	Joliet	1	365,839	1,434	7,310,335.3	19.92	0.00	2.24	22.16	10,647	5,811	1,380
520	KANKAKEE	Kankakee	1	125,586	1,586	1,242,899.0	18.98	0.00	2.44	21.42	3,696	2,936	1,140
501	KASKASKIA	Centralia	1	115,241	2,231	719,252.1	25.00	5.43	11.36	41.79	2,687	2,251	1,193
523	KISHWAUKEE	Malta	1	86,799	831	1,080,015.6	34.17	17.07	7.41	58.65	3,146	1,749	1,260
532	LAKE COUNTY	Grayslake	1	489,999	442	12,689,142.7	19.00	0.00	1.61	20.61	13,577	5,942	1,530
517	LAKE LAND	Mattoon	1	184,267	3,961	1,469,260.1	23.58	0.00	12.09	35.67	5,182	3,389	1,410
536	LEWIS & CLARK	Godfrey	1	207,319	2,044	1,759,079.7	25.00	12.40	3.31	40.71	5,421	2,864	1,440
526	LINCOLN LAND	Springfield	1	318,855	4,115	3,345,343.3	34.00	0.00	2.57	36.57	7,958	4,622	1,193
530	LOGAN	Carterville	1	141,697	1,192	825,962.1	25.00	10.66	5.36	41.02	6,159	3,555	990
528	MC HENRY	Crystal Lake	1	161,564	600	3,618,927.5	24.87	7.08	1.56	33.51	5,071	2,707	1,214
541	METROPOLITAN	E. St. Louis	1	60,558	36	83,732.0	22.50	6.63	0.69	29.82	1,095	819	1,320
524	MORAINE VALLEY	Palos Hills	1	387,685	133	6,025,293.5	22.16	2.47	3.73	28.36	13,347	7,058	1,470
527	MORTON	Cicero	1	137,168	17	1,162,556.6	37.56	4.97	13.07	55.60	4,222	1,955	1,440
535	OAKTON	Des Plaines	1	434,075	107	11,443,591.5	19.85	0.00	0.95	20.80	11,103	6,070	1,148
505	PARKLAND	Champaign	1	236,895	2,908	2,469,107.2	36.00	0.00	10.22	46.22	7,848	4,752	1,410
515	PRAIRIE STATE	Chicago Hgts.	1	204,362	220	2,126,840.5	22.12	7.57	8.89	38.58	5,471	2,809	1,680
521	REND LAKE	Ina	1	87,781	1,850	481,584.4	23.35	25.10	9.80	58.25	4,213	2,296	1,080
537	RICHLAND	Decatur	1	136,004	1,114	1,751,961.0	25.31	0.00	2.95	28.26	3,244	1,782	1,275
511	ROCK VALLEY	Rockford	1	296,449	1,033	3,884,751.8	27.00	2.30	8.09	37.39	8,188	4,072	1,290
518	SANDBURG	Galesburg	1	116,362	2,834	956,173.7	23.58	9.93	12.96	46.47	2,635	1,852	1,620
506	SAUK VALLEY	Dixon	1	101,254	1,625	963,135.1	27.50	8.14	7.96	43.60	2,627	1,486	1,320
531	SHAWNEE	Ullin	1	61,236	1,466	306,944.1	22.99	0.00	7.50	30.49	1,961	1,282	1,050
510	SOUTH SUBURBAN	S. Holland	1	266,987	79	2,496,755.0	21.43	9.41	16.56	47.40	8,458	4,168	1,590
533	SOUTHEASTERN	Harrisburg	1	58,008	1,656	301,360.1	37.25	0.00	6.80	44.05	2,807	2,025	990
534	SPOON RIVER	Canton	1	74,615	1,566	480,752.0	25.00	4.86	6.36	36.22	1,785	1,206	1,440
504	TRITON	River Grove	1	334,780	55	5,320,911.6	30.20	0.00	4.69	34.89	16,799	8,349	1,335
516	WAUBONSEE	Sugar Grove	1	210,302	624	3,354,837.7	28.70	1.45	3.94	34.09	7,000	3,582	1,335
539	WOOD	Quincy	1	95,867	2,363	750,129.2	23.58	3.20	8.24	35.02	2,209	1,204	1,560
			49	11,430,597	55,769	$ 162,064,448.8	23.20	1.55	6.60	31.35	344,556	194,460	1,316

Illinois Community College Districts

Non-Metropolitan Counties (n=74)

Metropolitan Counties (n=28)

District Boundaries

County Boundaries

JO DAVIESS
STEPHENSON
HIGHLAND
WINNEBAGO
BOONE
MCHENRY COUNTY
LAKE COUNTY
LAKE
MCHENRY
CARROLL
OGLE
ROCK VALLEY
DEKALB
KISHWAUKEE
ELGIN
HARPER
OAKTON
TRITON
CITY COLLEGES OF CHICAGO
DUPAGE
KANE
DUPAGE
COOK
MORTON
SAUK VALLEY
WHITESIDE
LEE
WAUBONSEE
SOUTH SUBURBAN
KENDALL
JOLIET
WILL
PRAIRIE STATE
MORAINE VALLEY
ROCK ISLAND
HENRY
BLACK HAWK
ILLINOIS VALLEY
BUREAU
LASALLE
GRUNDY
KANKAKEE
MERCER
PUTNAM
STARK
MARSHALL
KANKAKEE
HENDERSON
WARREN
KNOX
CARL SANDBURG
PEORIA
WOODFORD
ILLINOIS CENTRAL
LIVINGSTON
IROQUOIS
MCDONOUGH
FULTON
TAZEWELL
HEARTLAND
MCLEAN
FORD
HANCOCK
SPOON RIVER
PARKLAND
DANVILLE
MASON
LOGAN
DEWITT
SCHUYLER
CHAMPAIGN
VERMILION
ADAMS
BROWN
CASS
MENARD
PIATT
JOHN WOOD
LINCOLN LAND
RICHLAND
MACON
DOUGLAS
MORGAN
SANGAMON
MOULTRIE
EDGAR
PIKE
SCOTT
CHRISTIAN
COLES
SHELBY
LAKE LAND
GREENE
CLARK
MACOUPIN
MONTGOMERY
CUMBERLAND
LEWIS & CLARK
FAYETTE
CALHOUN
JERSEY
EFFINGHAM
LINCOLN TRAIL
JASPER
CRAWFORD
MADISON
BOND
OLNEY CENTRAL
EAST ST. LOUIS COMMUNITY COLLEGE CENTER
MARION
CLAY
RICHLAND
LAWRENCE
KASKASKIA
ILLINOIS EASTERN
CLINTON
WABASH VALLEY
ST. CLAIR
WAYNE
EDWARDS
WABASH
FRONTIER
SOUTHWESTERN
WASHINGTON
MONROE
JEFFERSON
REND LAKE
PERRY
HAMILTON
RANDOLPH
FRANKLIN
WHITE
JOHN A. LOGAN
SALINE
GALLATIN
JACKSON
WILLIAMSON
SOUTHEASTERN
UNION
JOHNSON
POPE
HARDIN
SHAWNEE
ALEXANDER
PULASKI
MASSAC

City Colleges of Chicago

TRUMAN
WRIGHT
WASHINGTON
MALCOLM X
KENNEDY-KING
OLIVE-HARVEY
DALEY

Section I

FALL STUDENT CHARACTERISTICS

This section includes data on headcount and full-time equivalent (FTE) student enrollments in Illinois public community colleges.

The public community colleges of Illinois enroll approximately 65 percent of all students enrolled in public colleges and universities in the state of Illinois. The diverse population of the communities that the colleges serve is reflected in the student characteristics shown in this section.

The tables show student enrollments based on opening counts (10th-day enrollments) for the fall term. Opening enrollment counts are a snapshot count at the end of the regular registration for the fall term and do not include many students who enroll for courses which start later in a term—particularly in adult education.

Table I-1 lists the fall 1997 student headcount enrollment by sex and type of attendance. Fifty-eight percent of the 344,556 students enrolled in Illinois public community colleges were women. Part-time students accounted for approximately 67 percent of the enrollments.

Table I-2 itemizes the fall 1997 student headcount enrollment by instructional program area. As depicted in Figure 1, 41.9 percent of the students were enrolled in baccalaureate/transfer programs, 35.0 percent in occupational and vocational skills programs, 3.8 percent in general studies programs, 5.0 percent in general associate programs, and 14.3 percent in adult basic education/adult secondary education/English as a Second Language programs.

The data in Table I-3 show fall 1997 headcount enrollment by age categories and provide the median age of students for each public community college. The median age for fall 1997 students was 25.4 years. This is down .2 years from the fall 1996 median age of 25.6. The fall 1997 mean age was 29.8 years.

Tables I-4 through I-7 summarize fall 1997 student headcount enrollment by ethnic origin, academic classification, type of residency, and enrollment status. Table I-5 shows that approximately 21 percent of fall 1997 students were classified as sophomores. Forty-eight percent of the fall 1997 enrollments were classified as freshmen.

Table I-8 lists by headcount and FTE the proportions of district populations served by Illinois public community colleges in instructional credit curricula. Table I-9 summarizes fall 1997 headcount enrollment by instructional program area and student level.

Table I-10 details the trends in community college headcount enrollments from fall 1988 through fall 1997. Table I-11 lists the trends of FTE enrollments for the same ten-year period.

Illinois Community College Board
Table I-1
SUMMARY OF OPENING FALL 1997 STUDENT HEADCOUNT ENROLLMENT BY
SEX AND TYPE OF ATTENDANCE

Dist. No.	District/College	Male	Female	Full-time	Part-time	Total
522	Belleville	5,570	7,574	3,929	9,215	13,144
503	Black Hawk	2,600	3,932	2,871	3,661	6,532
508	Chicago	(28,132)	(42,585)	(24,267)	(46,450)	(70,717)
	Daley	3,986	6,081	3,560	6,507	10,067
	Kennedy-King	1,993	5,118	3,301	3,810	7,111
	Malcolm X	3,840	5,508	5,262	4,086	9,348
	Olive-Harvey	2,595	4,780	3,420	3,955	7,375
	Truman	7,173	8,836	3,762	12,247	16,009
	Washington	3,620	4,911	2,038	6,493	8,531
	Wilbur Wright	4,925	7,351	2,924	9,352	12,276
507	Danville	953	1,680	1,234	1,399	2,633
502	DuPage	12,417	16,572	8,379	20,610	28,989
509	Elgin	4,031	5,150	2,331	6,850	9,181
512	Harper	6,743	8,947	4,772	10,918	15,690
540	Heartland	1,473	2,061	1,175	2,359	3,534
519	Highland	849	1,754	943	1,660	2,603
514	Illinois Central	5,084	6,640	4,196	7,528	11,724
529	Illinois Eastern	(3,337)	(3,997)	(2,368)	(4,966)	(7,334)
	Frontier	471	1,422	188	1,705	1,893
	Lincoln Trail	625	714	594	745	1,339
	Olney Central	488	939	884	543	1,427
	Wabash Valley	1,753	922	702	1,973	2,675
513	Illinois Valley	1,763	2,156	1,487	2,432	3,919
525	Joliet	4,447	6,200	3,521	7,126	10,647
520	Kankakee	1,338	2,358	1,134	2,562	3,696
501	Kaskaskia	915	1,772	1,401	1,286	2,687
523	Kishwaukee	1,412	1,734	1,356	1,790	3,146
532	Lake County	5,936	7,641	2,910	10,667	13,577
517	Lake Land	2,577	2,605	2,365	2,817	5,182
536	Lewis & Clark	2,026	3,395	1,900	3,521	5,421
526	Lincoln Land	3,138	4,820	2,365	5,593	7,958
530	Logan	2,485	3,674	2,825	3,334	6,159
528	McHenry	2,056	3,015	1,375	3,696	5,071
541	Metropolitan	420	675	443	652	1,095
524	Moraine Valley	5,632	7,715	5,027	8,320	13,347
527	Morton	1,748	2,474	928	3,294	4,222
535	Oakton	4,738	6,365	2,641	8,462	11,103
505	Parkland	3,434	4,414	3,818	4,030	7,848
515	Prairie State	2,220	3,251	1,508	3,963	5,471
521	Rend Lake	2,182	2,031	1,471	2,742	4,213
537	Richland	1,206	2,038	1,034	2,210	3,244
511	Rock Valley	3,636	4,552	2,427	5,761	8,188
518	Sandburg	1,032	1,603	1,078	1,557	2,635
506	Sauk Valley	1,042	1,585	968	1,659	2,627
531	Shawnee	637	1,324	908	1,053	1,961
510	South Suburban	2,886	5,572	2,521	5,937	8,458
533	Southeastern	1,400	1,407	1,243	1,564	2,807
534	Spoon River	727	1,058	838	947	1,785
504	Triton	7,836	8,963	3,912	12,887	16,799
516	Waubonsee	3,037	3,963	1,658	5,342	7,000
539	Wood	862	1,347	897	1,312	2,209
	TOTALS	143,957	200,599	112,424	232,132	344,556

SOURCE OF DATA: Fall Enrollment (E1 Records) - reflects enrollments as of the fall term census date (end of registration. Will not reflect enrollments in courses that have a starting date later than the census date - particularly those in adult education.

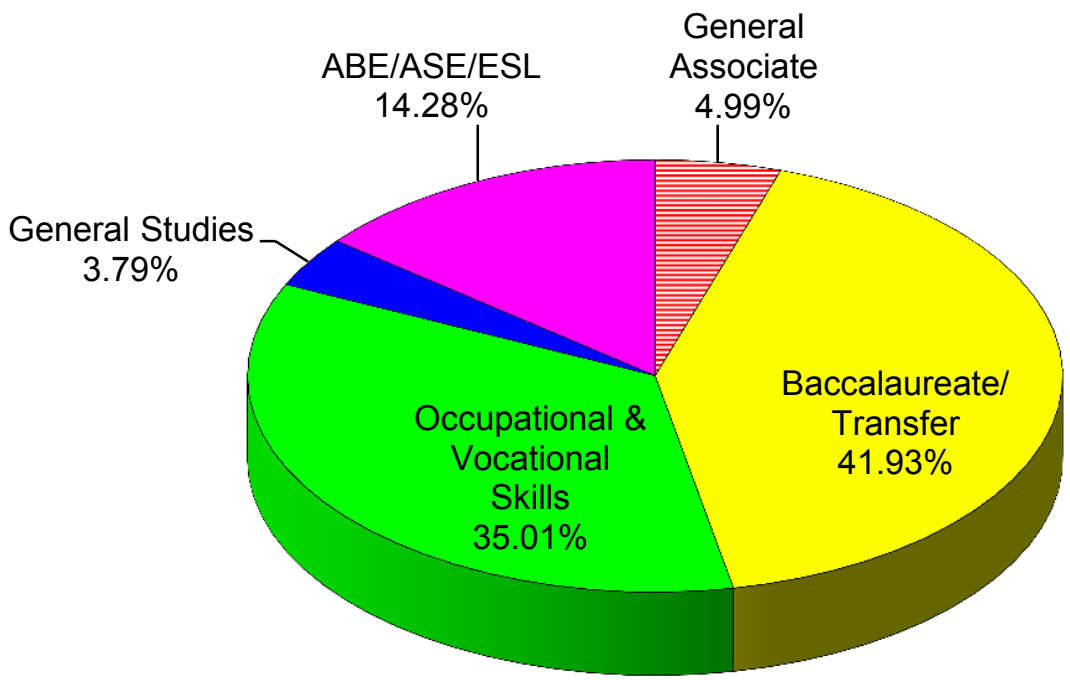

Figure 1. Opening Fall 1997 Headcount Enrollment
by Instructional Program Area

Illinois Community College Board
Table I-2
SUMMARY OF OPENING FALL 1997 STUDENT HEADCOUNT ENROLLMENT
BY INSTRUCTIONAL PROGRAM AREA

Dist. No.	District/College	General Associates	Bacc/ Transfer	Occupa- tional	General Studies	Voc Skills	Adult Basic Education	Adult Sec. Education	English as a Second Language
522	Belleville	0	6,722	5,578	0	30	570	244	0
503	Black Hawk	12	3,677	2,271	6	362	172	32	0
508	Chicago	(10,596)	(14,989)	(7,534)	(2,912)	(3,012)	(8,759)	(2,604)	(20,311)
	Daley	126	3,778	1,412	282	49	477	61	3,882
	Kennedy-King	410	793	1,574	376	729	1,794	596	839
	Malcolm X	297	1,960	1,000	355	215	2,688	450	2,383
	Olive-Harvey	964	1,950	650	528	273	1,661	603	746
	Truman	2,695	1,424	987	443	156	887	145	9,272
	Washington	1,559	4,421	1,628	585	128	122	82	6
	Wilbur Wright	4,545	663	283	343	1,462	1,130	667	3,183
507	Danville	0	1,319	1,069	0	116	81	48	0
502	DuPage	153	10,309	6,428	6,369	2,933	219	444	2,134
509	Elgin	148	3,755	3,187	0	965	1,040	86	0
512	Harper	0	9,416	4,570	1,337	0	367	0	0
540	Heartland	0	2,474	713	0	343	2	2	0
519	Highland	32	1,254	742	184	385	3	3	0
514	Illinois Central	1,769	4,461	5,176	197	13	107	1	0
529	Illinois Eastern	(280)	(2,784)	(3,167)	(8)	(833)	(167)	(95)	(0)
	Frontier	51	747	287	3	695	64	46	0
	Lincoln Trail	81	726	406	2	44	58	22	0
	Olney Central	52	683	636	0	2	43	11	0
	Wabash Valley	96	628	1,838	3	92	2	16	0
513	Illinois Valley	566	1,476	1,564	153	0	91	54	15
525	Joliet	66	6,112	3,658	179	92	396	144	0
520	Kankakee	163	1,147	2,129	67	168	0	22	0
501	Kaskaskia	277	891	1,210	189	43	7	67	3
523	Kishwaukee	0	1,980	858	15	24	61	92	116
532	Lake County	0	6,232	6,323	248	189	132	77	376
517	Lake Land	227	2,391	1,900	0	421	148	95	0
536	Lewis & Clark	193	2,564	2,176	66	181	101	129	11
526	Lincoln Land	0	6,316	1,249	229	164	0	0	0
530	Logan	0	3,037	2,173	0	591	166	192	0
528	McHenry	87	3,072	1,912	0	0	0	0	0
541	Metropolitan	0	418	171	19	138	349	0	0
524	Moraine Valley	0	5,901	5,714	0	172	183	599	778
527	Morton	14	2,060	672	26	136	247	44	1,023
535	Oakton	0	6,937	3,060	4	718	267	116	1
505	Parkland	404	4,115	3,254	0	74	0	0	1
515	Prairie State	50	3,170	1,842	90	0	220	99	0
521	Rend Lake	0	1,932	1,391	0	855	2	33	0
537	Richland	8	2,013	1,167	45	0	8	3	0
511	Rock Valley	0	4,071	2,815	5	1,296	1	0	0
518	Sandburg	3	1,136	987	1	347	29	123	9
506	Sauk Valley	3	1,574	718	0	318	11	3	0
531	Shawnee	153	890	608	98	95	79	38	0
510	South Suburban	0	3,029	3,069	10	1,324	382	362	282
533	Southeastern	43	1,060	1,060	177	348	61	58	0
534	Spoon River	248	904	452	0	64	75	41	1
504	Triton	1,449	4,997	5,703	0	2,429	204	359	1,658
516	Waubonsee	265	2,563	2,353	425	95	1,084	215	0
539	Wood	1	1,313	729	3	0	43	116	4
	TOTALS	17,210	144,461	101,352	13,062	19,274	15,834	6,640	26,723

SOURCE OF DATA: Fall Enrollment (E1 Records) - reflects enrollments as of the fall term census date (end of registration). Will not reflect enrollments in courses that have a starting date later than the census date - particularly those in adult education.

Illinois Community College Board
Table I-3
SUMMARY OF OPENING FALL 1997 STUDENT HEADCOUNT ENROLLMENT
BY AGE

Dist. No.	District/College	Mean Age	Median Age	16 & Under	17-20	21-24	25-30	31-39	40-55	Over 55	Unknown
522	Belleville	30.2	26.5	50	3,852	2,106	1,926	2,404	2,404	397	5
503	Black Hawk	27.6	22.9	16	2,627	1,035	907	925	850	125	47
508	Chicago	(30.6)	(26.9)	(603)	(15,213)	(13,790)	(14,002)	(12,996)	(10,381)	(3,703)	(29)
	Daley	29.0	25.7	39	2,588	2,113	2,019	1,756	1,318	233	1
	Kennedy-King	30.6	27.2	105	1,575	1,282	1,370	1,414	1,070	293	2
	Malcolm X	31.0	28.0	71	1,912	1,665	1,801	2,054	1,465	374	6
	Olive-Harvey	28.8	24.6	182	2,246	1,373	1,218	1,091	1,003	255	7
	Truman	35.1	30.1	133	2,094	2,800	3,381	3,018	2,549	2,033	1
	Washington	30.9	27.8	9	1,478	1,725	1,993	1,717	1,355	251	3
	Wilbur Wright	28.7	24.9	64	3,320	2,832	2,220	1,946	1,621	264	9
507	Danville	28.5	23.2	6	1,034	367	298	368	415	64	81
502	DuPage	32.0	26.2	62	8,861	4,636	3,862	4,306	4,918	2,265	79
509	Elgin	28.9	24.8	54	3,048	1,514	1,365	1,597	1,330	238	35
512	Harper	28.9	24.9	49	4,844	2,955	2,563	2,562	2,252	383	82
540	Heartland	27.3	22.7	21	1,285	780	476	505	410	51	6
519	Highland	31.3	26.6	6	923	288	281	451	493	146	15
514	Illinois Central	28.6	24.1	25	4,175	1,947	1,750	1,746	1,736	284	61
529	Illinois Eastern	(33.4)	(30.1)	(196)	(1,995)	(709)	(806)	(1,197)	(1,728)	(700)	(3)
	Frontier	37.0	34.3	162	298	149	220	330	465	267	2
	Lincoln Trail	33.1	27.0	21	431	149	170	203	219	146	0
	Olney Central	27.2	22.3	3	631	205	186	202	169	31	0
	Wabash Valley	36.4	36.7	10	635	206	230	462	875	256	1
513	Illinois Valley	29.4	24.0	51	1,531	446	441	572	694	139	45
525	Joliet	28.8	23.7	68	4,141	1,456	1,245	1,675	1,809	249	4
520	Kankakee	29.9	26.0	19	1,166	557	542	640	640	116	16
501	Kaskaskia	27.2	21.9	9	1,172	360	294	374	389	24	65
523	Kishwaukee	26.7	22.4	15	1,196	725	445	386	332	47	0
532	Lake County	29.9	26.6	18	3,829	2,221	2,373	2,577	2,188	368	3
517	Lake Land	27.2	22.5	25	2,151	855	681	752	629	89	0
536	Lewis & Clark	27.5	22.6	145	2,063	824	666	763	681	121	158
526	Lincoln Land	29.7	25.5	19	2,438	1,149	1,092	1,283	1,188	251	538
530	Logan	30.1	24.0	40	2,051	1,174	805	746	959	365	19
528	McHenry	29.1	24.4	46	1,875	687	584	910	855	107	7
541	Metropolitan	29.2	24.4	20	321	245	204	138	95	71	1
524	Moraine Valley	26.9	22.2	29	5,552	2,378	1,707	1,802	1,565	180	134
527	Morton	28.8	24.9	12	1,252	847	712	744	512	120	23
535	Oakton	31.3	26.0	9	3,121	2,110	1,593	1,624	1,959	682	5
505	Parkland	27.3	22.7	47	2,997	1,552	1,141	1,054	909	143	5
515	Prairie State	30.2	25.8	32	1,683	881	772	950	898	220	35
521	Rend Lake	33.5	30.4	48	1,174	400	512	711	1,037	315	16
537	Richland	28.9	24.9	18	1,081	516	467	538	541	47	36
511	Rock Valley	29.8	26.2	16	2,533	1,252	1,266	1,478	1,434	209	0
518	Sandburg	30.1	24.3	24	980	364	314	394	408	150	1
506	Sauk Valley	29.0	24.0	12	994	380	316	387	450	76	12
531	Shawnee	28.6	23.2	30	761	293	242	280	282	73	0
510	South Suburban	30.7	26.1	76	2,369	1,388	1,157	1,403	1,464	379	222
533	Southeastern	28.7	24.3	57	981	391	418	417	405	86	52
534	Spoon River	27.1	21.7	11	789	304	201	221	200	53	6
504	Triton	29.2	25.5	293	4,292	2,782	2,639	2,629	2,276	391	1,497
516	Waubonsee	29.1	24.8	69	2,235	1,229	1,016	1,154	1,142	154	1
539	Wood	28.1	23.1	10	867	344	297	337	305	48	1
	TOTALS/AVERAGI	29.8	25.4	2,356	105,452	58,237	52,378	55,996	53,163	13,629	3,345

SOURCE OF DATA: Fall Enrollment (E1 Records) - reflects enrollments as of the fall term census date (end of registration). Will not reflect enrollments in courses that have a starting date later than the census date - particularly those in adult education.

Illinois Community College Board
Table I-4
SUMMARY OF OPENING FALL 1997 STUDENT HEADCOUNT ENROLLMENT
BY ETHNIC ORIGIN

Dist. No.	District/College	Asian or Pacific Islander	American Indian or Alaskan	Black Non-Hispanic	Hispanic	White Non-Hispanic	Non-Resident Alien	All Other or No Indication
522	Belleville	210	80	1,312	222	11,285	35	0
503	Black Hawk	82	31	410	477	5,532	0	0
508	Chicago	(5,167)	(348)	(26,260)	(23,276)	(14,800)	(0)	(866)
	Daley	168	36	1,949	5,813	2,017	0	84
	Kennedy-King	198	35	5,843	794	216	0	25
	Malcolm X	635	45	5,473	2,412	667	0	116
	Olive-Harvey	41	42	5,914	1,228	122	0	28
	Truman	2,131	75	2,243	6,345	4,943	0	272
	Washington	1,088	67	3,813	1,574	1,787	0	202
	Wilbur Wright	906	48	1,025	5,110	5,048	0	139
507	Danville	22	2	217	39	2,353	0	0
502	DuPage	2,904	47	866	2,270	22,413	1	488
509	Elgin	397	19	295	1,788	6,669	13	0
512	Harper	1,567	27	444	1,854	11,758	40	0
540	Heartland	77	12	302	79	3,060	4	0
519	Highland	17	9	163	16	2,381	6	11
514	Illinois Central	164	38	986	179	10,346	11	0
529	Illinois Eastern	(44)	(13)	(138)	(47)	(7,085)	(7)	(0)
	Frontier	6	2	0	1	1,884	0	0
	Lincoln Trail	4	3	95	23	1,211	3	0
	Olney Central	9	2	17	4	1,391	4	0
	Wabash Valley	25	6	26	19	2,599	0	0
513	Illinois Valley	43	10	76	156	3,633	1	0
525	Joliet	152	35	753	645	9,054	8	0
520	Kankakee	36	11	430	65	3,153	1	0
501	Kaskaskia	5	8	61	11	2,601	1	0
523	Kishwaukee	98	9	271	286	2,476	6	0
532	Lake County	564	48	1,067	1,829	9,204	865	0
517	Lake Land	16	20	357	65	4,720	4	0
536	Lewis & Clark	25	16	332	41	4,985	22	0
526	Lincoln Land	94	19	387	53	7,381	24	0
530	Logan	61	30	470	78	5,518	2	0
528	McHenry	50	8	12	149	4,834	18	0
541	Metropolitan	4	4	1,066	1	20	0	0
524	Moraine Valley	157	75	534	673	11,159	749	0
527	Morton	91	2	41	2,264	1,743	81	0
535	Oakton	1,539	22	447	554	8,541	0	0
505	Parkland	281	29	760	179	6,212	387	0
515	Prairie State	49	16	1,478	365	2,661	11	891
521	Rend Lake	19	11	169	35	3,976	3	0
537	Richland	27	16	349	21	2,828	3	0
511	Rock Valley	159	30	526	308	7,156	9	0
518	Sandburg	12	5	116	50	2,444	8	0
506	Sauk Valley	19	9	27	159	2,413	0	0
531	Shawnee	7	6	305	17	1,626	0	0
510	South Suburban	65	25	3,406	653	4,259	50	0
533	Southeastern	8	12	388	76	2,322	1	0
534	Spoon River	18	6	79	17	1,655	10	0
504	Triton	687	91	3,110	2,928	9,963	20	0
516	Waubonsee	78	55	335	1,691	4,839	2	0
539	Wood	19	6	77	16	2,084	7	0
	TOTALS	15,034	1,260	48,822	43,632	231,142	2,410	2,256

SOURCE OF DATA: Fall Enrollment (E1 Records) - reflects enrollments as of the fall term census date (end of registration). Will not reflect enrollments in courses that have a starting date later than the census date - particularly those in adult education.

Illinois Community College Board
Table I-5
SUMMARY OF OPENING FALL 1997 STUDENT HEADCOUNT ENROLLMENT
BY ACADEMIC CLASSIFICATION

Dist. No.	District/College	Freshman	Sophomore	High School	Unclassified*
522	Belleville	6,955	3,464	91	2,634
503	Black Hawk	2,110	1,760	23	2,639
508	Chicago	(19,700)	(7,809)	(77)	(43,131)
	Daley	2,707	1,138	4	6,218
	Kennedy-King	1,828	793	19	4,471
	Malcolm X	2,220	869	12	6,247
	Olive-Harvey	2,077	982	12	4,304
	Truman	2,824	1,174	9	12,002
	Washington	4,146	1,441	17	2,927
	Wilbur Wright	3,898	1,412	4	6,962
507	Danville	1,981	369	0	283
502	DuPage	15,729	5,309	18	7,933
509	Elgin	5,416	1,188	288	2,289
512	Harper**	4,862	2,571	11	8,246
540	Heartland	2,821	334	0	379
519	Highland	1,738	561	0	304
514	Illinois Central	6,489	2,695	174	2,366
529	Illinois Eastern	(4,411)	(2,348)	(0)	(575)
	Frontier	1,182	564	0	147
	Lincoln Trail	852	389	0	98
	Olney Central	750	599	0	78
	Wabash Valley	1,627	796	0	252
513	Illinois Valley	2,709	624	143	443
525	Joliet	2,994	6,444	0	1,209
520	Kankakee	2,402	754	66	474
501	Kaskaskia	1,837	581	5	264
523	Kishwaukee	2,136	497	10	503
532	Lake County	7,234	4,363	0	1,980
517	Lake Land	3,170	1,238	54	720
536	Lewis & Clark	3,540	1,265	0	616
526	Lincoln Land	5,083	2,083	344	448
530	Logan	4,433	1,199	0	527
528	McHenry	3,258	1,009	43	761
541	Metropolitan	633	113	0	349
524	Moraine Valley	8,005	2,845	34	2,463
527	Morton	2,087	570	2	1,563
535	Oakton	5,071	2,912	18	3,102
505	Parkland	3,893	2,575	48	1,332
515	Prairie State	3,380	1,227	0	864
521	Rend Lake	1,538	915	0	1,760
537	Richland	2,099	836	98	211
511	Rock Valley	5,529	1,867	12	780
518	Sandburg	1,763	543	1	328
506	Sauk Valley	1,418	534	0	675
531	Shawnee**	422	480	483	576
510	South Suburban	4,995	1,912	109	1,442
533	Southeastern	1,547	601	78	581
534	Spoon River	1,022	446	0	317
504	Triton	9,027	2,975	599	4,198
516	Waubonsee	1,896	957	0	4,147
539	Wood	1,217	502	46	444
	TOTALS	166,550	71,275	2,875	103,856

*Unclassified students are those who do not meet minimum requirements for entrance as regular college-level students, or already have an Associate Degree or higher and are taking courses at the same level or lower. Some colleges may be including course enrollees in this category as well.
**Estimated

SOURCE OF DATA: Fall Enrollment (E1 Records) - reflects enrollments as of the fall term census date (end of registration). Will not reflect enrollments in courses that have a starting date later than the census date - particularly those in adult education.

Illinois Community College Board
Table I-6
SUMMARY OF OPENING FALL 1997 STUDENT HEADCOUNT ENROLLMENT
BY TYPE OF RESIDENCY

Dist. No.	District/College	In-District	Out-of-District	Corrections	Out-of State	Foreign
522	Belleville	11,975	1,068	0	93	8
503	Black Hawk	6,079	80	170	183	20
508	Chicago	(68,962)	(1,451)	(0)	(44)	(260)
	Daley	9,767	299	0	1	0
	Kennedy-King	7,066	44	0	1	0
	Malcolm X	9,214	133	0	0	1
	Olive-Harvey	7,216	122	0	37	0
	Truman	15,587	379	0	1	42
	Washington	8,067	264	0	4	196
	Wilbur Wright	12,045	210	0	0	21
507	Danville	2,540	1	2	87	3
502	DuPage	26,430	2,094	0	124	341
509	Elgin	8,504	659	0	5	13
512	Harper	13,476	2,103	0	7	104
540	Heartland	3,325	204	0	1	4
519	Highland	2,585	10	0	8	0
514	Illinois Central	10,886	385	339	26	88
529	Illinois Eastern	(5,752)	(1,280)	(137)	(109)	(56)
	Frontier	1,767	126	0	0	0
	Lincoln Trail	1,160	32	136	9	2
	Olney Central	1,367	27	0	20	13
	Wabash Valley	1,458	1,095	1	80	41
513	Illinois Valley	3,742	40	137	0	0
525	Joliet	10,483	157	0	7	0
520	Kankakee	3,509	140	0	45	2
501	Kaskaskia	2,550	137	0	0	0
523	Kishwaukee	2,350	766	0	17	13
532	Lake County	12,251	517	0	36	773
517	Lake Land	4,257	241	652	32	0
536	Lewis & Clark	5,204	142	0	67	8
526	Lincoln Land	7,432	503	0	9	14
530	Logan	5,905	221	0	6	27
528	McHenry	4,800	203	0	51	17
541	Metropolitan	982	109	0	4	0
524	Moraine Valley	11,283	1,303	0	6	755
527	Morton	3,818	398	0	4	2
535	Oakton	8,872	2,153	0	6	72
505	Parkland	6,069	1,357	0	55	367
515	Prairie State	4,673	588	0	204	6
521	Rend Lake	3,310	648	247	4	4
537	Richland	3,196	47	0	0	1
511	Rock Valley	8,124	38	0	9	17
518	Sandburg	2,507	99	3	26	0
506	Sauk Valley	2,538	86	0	3	0
531	Shawnee	1,760	17	0	184	0
510	South Suburban	6,882	1,032	0	543	1
533	Southeastern	2,103	121	542	37	4
534	Spoon River	1,611	142	10	4	18
504	Triton	11,371	5,283	0	92	53
516	Waubonsee	6,407	590	0	1	2
539	Wood	2,007	27	0	175	0
	TOTALS	310,510	26,440	2,239	2,314	3,053

SOURCE OF DATA: Fall Enrollment (E1 Records) - reflects enrollments as of the fall term census date (end of registration). Will not reflect enrollments in courses that have a starting date later than the census date - particularly those in adult education.

Illinois Community College Board
Table I-7
SUMMARY OF OPENING FALL 1997 STUDENT HEADCOUNT ENROLLMENT
BY ENROLLMENT STATUS

Dist. No.	District/College	First-Time College-Level Students	New Pre-College Students	Transfer Students	New Gen Studies/ Voc Students	Continuing Students	Students Moved to College-Level	Readmitted Students	Unknown
522	Belleville	2,453	750	81	36	7,092	0	2,732	0
503	Black Hawk	1,510	179	65	105	3,396	54	1,223	0
508	Chicago	(25,366)	(0)	(1,364)	(0)	(32,930)	(0)	(11,057)	(0)
	Daley	3,436	0	141	0	5,217	0	1,273	0
	Kennedy-King	2,646	0	44	0	3,062	0	1,359	0
	Malcolm X	4,382	0	5	0	3,578	0	1,383	0
	Olive-Harvey	2,844	0	70	0	2,929	0	1,532	0
	Truman	6,201	0	184	0	7,624	0	2,000	0
	Washington	2,085	0	655	0	3,972	0	1,819	0
	Wilbur Wright	3,772	0	265	0	6,548	0	1,691	0
507	Danville	756	47	32	5	1,556	3	234	0
502	DuPage	6,319	0	1,845	0	14,627	0	6,198	0
509	Elgin	1,526	596	868	6	4,335	329	1,521	0
512	Harper	3,415	10	1,219	0	8,438	0	2,608	0
540	Heartland	843	0	851	0	1,829	0	11	0
519	Highland	517	12	74	186	1,483	0	330	1
514	Illinois Central	2,670	0	652	0	7,816	0	586	0
529	Illinois Eastern	(1,787)	(13)	(1)	(3)	(4,068)	(0)	(1,462)	(0)
	Frontier	374	9	0	1	516	0	993	0
	Lincoln Trail	411	0	0	0	875	0	53	0
	Olney Central	324	0	0	0	758	0	345	0
	Wabash Valley	678	4	1	2	1,919	0	71	0
513	Illinois Valley	1,021	0	132	0	2,167	0	599	0
525	Joliet	2,844	0	120	0	5,455	0	2,228	0
520	Kankakee	541	94	208	85	1,831	0	937	0
501	Kaskaskia	782	45	0	90	1,218	0	552	0
523	Kishwaukee	534	100	399	16	1,507	0	590	0
532	Lake County	1,576	1,171	1,357	23	6,946	358	2,146	0
517	Lake Land	1,613	0	575	0	2,003	0	991	0
536	Lewis & Clark	1,599	0	116	0	2,740	0	966	0
526	Lincoln Land	2,559	0	0	0	4,076	0	1,323	0
530	Logan	791	159	465	661	3,101	0	982	0
528	McHenry	908	61	379	18	2,566	32	1,107	0
541	Metropolitan	212	266	116	0	499	0	2	0
524	Moraine Valley	3,074	1,207	155	86	4,104	263	4,458	0
527	Morton	76	152	0	7	3,981	0	6	0
535	Oakton	1,850	5	1,464	469	5,720	0	1,595	0
505	Parkland	1,579	448	555	30	3,673	273	1,290	0
515	Prairie State	1,225	181	357	226	2,370	0	1,112	0
521	Rend Lake	2,388	2	198	0	1,303	0	322	0
537	Richland	825	0	5	0	1,790	0	624	0
511	Rock Valley	2,030	0	13	0	6,011	0	134	0
518	Sandburg	847	110	8	48	1,185	14	423	0
506	Sauk Valley	822	18	0	0	1,269	1	517	0
531	Shawnee	608	0	0	0	901	0	452	0
510	South Suburban	1,132	695	99	590	4,001	458	1,483	0
533	Southeastern	603	67	28	79	1,522	0	508	0
534	Spoon River	540	68	114	18	730	16	299	0
504	Triton	2,992	885	6	931	8,191	217	3,577	0
516	Waubonsee	851	443	53	32	4,118	0	1,503	0
539	Wood	537	9	134	50	1,112	188	179	0
	TOTALS	84,121	7,793	14,108	3,800	173,660	2,206	58,867	1

SOURCE OF DATA: Fall Enrollment (E1 Records) - reflects enrollments as of the fall term census date (end of registration). Will not reflect enrollments in courses that have a starting date later than the census date - particularly those in adult education.

Illinois Community College Board
Table I-8
PROPORTIONS OF DISTRICT POPULATIONS SERVED BY
ILLINOIS PUBLIC COMMUNITY COLLEGES IN INSTRUCTIONAL
CREDIT CURRICULA BY HEADCOUNT AND FTE

Dist. No.	District	Headcount Per 1000 Population	FTE Per 1000 Population
522	Belleville	34.99	17.56
503	Black Hawk	28.70	17.50
508	Chicago	25.67	15.48
507	Danville	27.70	17.74
502	DuPage	34.26	18.02
509	Elgin	34.96	17.26
512	Harper	31.59	16.05
540	Heartland	20.34	10.86
519	Highland	28.46	14.97
514	Illinois Central	33.10	17.99
529	Illinois Eastern	65.78	32.24
513	Illinois Valley	27.25	15.28
525	Joliet	29.10	15.33
520	Kankakee	29.43	15.11
501	Kaskaskia	23.32	16.49
523	Kishwaukee	36.24	21.92
532	Lake County	27.71	12.22
517	Lake Land	28.12	17.98
536	Lewis & Clark	26.15	13.89
526	Lincoln Land	24.96	12.55
530	Logan	43.47	25.66
528	Mc Henry	31.39	15.38
541	Metropolitan	18.08	11.80
524	Moraine Valley	34.43	19.27
527	Morton	30.78	13.39
535	Oakton	25.58	11.80
505	Parkland	33.13	21.11
515	Prairie State	26.77	13.24
521	Rend Lake	47.99	22.86
537	Richland	23.85	12.98
511	Rock Valley	27.62	13.48
518	Carl Sandburg	22.64	13.00
506	Sauk Valley	25.94	14.26
531	Shawnee	32.02	20.37
510	South Suburban	31.68	15.32
533	Southeastern	48.39	30.27
534	Spoon River	23.92	14.57
504	Triton	50.18	23.94
516	Waubonsee	33.29	14.42
539	John Wood	23.04	12.93
	TOTALS	30.14	16.25

SOURCES OF DATA: Fall Enrollment (E1 Records)
ICCB 1998 Estimated District Population

Illinois Community College Board
Table I-9
SUMMARY OF OPENING FALL 1997 STUDENT HEADCOUNT ENROLLMENT
BY INSTRUCTIONAL PROGRAM AREA AND STUDENT LEVEL

FRESHMAN LEVEL

Dist. No.	District/College	General Associates	Bacc/ Transfer	Occupa- tional	General Studies	Voc Skills	Adult Basic Ed	Adult Sec Ed	Eng as a Second Language	Total
522	Belleville	0	3,835	3,099	0	21	0	0	0	6,955
503	Black Hawk	3	1,355	747	0	5	0	0	0	2,110
508	Chicago	(5,786)	(8,225)	(3,387)	(784)	(1,518)	(0)	(0)	(0)	(19,700)
	Daley	61	1,910	625	81	30	0	0	0	2,707
	Kennedy-King	159	502	777	121	269	0	0	0	1,828
	Malcolm X	179	1,315	497	118	111	0	0	0	2,220
	Olive-Harvey	548	896	259	171	203	0	0	0	2,077
	Truman	1,544	714	385	112	69	0	0	0	2,824
	Washington	684	2,565	730	95	72	0	0	0	4,146
	Wilbur Wright	2,611	323	114	86	764	0	0	0	3,898
507	Danville	0	1,069	811	0	101	0	0	0	1,981
502	DuPage	49	6,594	3,424	4,015	1,647	0	0	0	15,729
509	Elgin	113	2,711	1,936	0	656	0	0	0	5,416
512	Harper*	0	2,956	1,585	321	0	0	0	0	4,862
540	Heartland	0	2,032	564	0	225	0	0	0	2,821
519	Highland	21	829	473	129	286	0	0	0	1,738
514	Illinois Central	1,282	2,449	2,668	81	9	0	0	0	6,489
529	Illinois Eastern	(212)	(1,788)	(1,802)	(8)	(601)	(0)	(0)	(0)	(4,411)
	Frontier	35	466	194	3	484	0	0	0	1,182
	Lincoln Trail	61	517	236	2	36	0	0	0	852
	Olney Central	43	430	275	0	2	0	0	0	750
	Wabash Valley	73	375	1,097	3	79	0	0	0	1,627
513	Illinois Valley	478	1,109	1,112	10	0	0	0	0	2,709
525	Joliet	10	1,988	963	0	33	0	0	0	2,994
520	Kankakee	128	751	1,362	47	114	0	0	0	2,402
501	Kaskaskia	239	633	756	170	39	0	0	0	1,837
523	Kishwaukee	0	1,556	550	12	18	0	0	0	2,136
532	Lake County	0	3,275	3,626	190	143	0	0	0	7,234
517	Lake Land	219	1,553	1,113	0	285	0	0	0	3,170
536	Lewis & Clark	135	1,853	1,386	44	122	0	0	0	3,540
526	Lincoln Land	0	4,068	733	174	108	0	0	0	5,083
530	Logan	0	2,311	1,560	0	562	0	0	0	4,433
528	McHenry	54	1,915	1,289	0	0	0	0	0	3,258
541	Metropolitan	0	341	148	18	126	0	0	0	633
524	Moraine Valley	0	4,256	3,618	0	131	0	0	0	8,005
527	Morton	4	1,544	409	19	111	0	0	0	2,087
535	Oakton	0	3,636	1,435	0	0	0	0	0	5,071
505	Parkland	218	2,146	1,488	0	41	0	0	0	3,893
515	Prairie State	35	2,153	1,192	0	0	0	0	0	3,380
521	Rend Lake	0	676	510	0	352	0	0	0	1,538
537	Richland	4	1,331	726	38	0	0	0	0	2,099
511	Rock Valley	0	2,721	1,773	5	1,029	1	0	0	5,529
518	Sandburg	1	838	642	1	276	0	5	0	1,763
506	Sauk Valley	0	963	454	0	1	0	0	0	1,418
531	Shawnee*	46	217	125	24	10	0	0	0	422
510	South Suburban	0	2,061	1,776	8	1,150	0	0	0	4,995
533	Southeastern	40	662	574	115	156	0	0	0	1,547
534	Spoon River	161	569	250	0	42	0	0	0	1,022
504	Triton	1,217	2,992	3,721	0	1,097	0	0	0	9,027
516	Waubonsee	175	977	692	31	21	0	0	0	1,896
539	Wood	0	799	416	2	0	0	0	0	1,217
	TOTALS	10,630	83,737	54,895	6,246	11,036	1	5	0	166,550

* Estimated

SOURCE OF DATA: Fall Enrollment (E1 Records) - reflects enrollments as of the fall term census date (end of registration). Will not reflect enrollments in courses that have a starting date later than the census date - particularly those in adult education.

Illinois Community College Board
Table I-9
SUMMARY OF OPENING FALL 1997 STUDENT HEADCOUNT ENROLLMENT
BY INSTRUCTIONAL PROGRAM AREA AND STUDENT LEVEL

SOPHOMORE LEVEL

Dist. No.	District/College	General Associates	Bacc/ Transfer	Occupa- tional	General Studies	Voc Skills	Adult Basic Ed	Adult Sec Ed	Eng as a Second Language	Total
522	Belleville	0	1,899	1,562	0	3	0	0	0	3,464
503	Black Hawk	7	975	777	0	1	0	0	0	1,760
508	Chicago	(1,680)	(3,368)	(2,353)	(100)	(308)	(0)	(0)	(0)	(7,809)
	Daley	17	790	311	12	8	0	0	0	1,138
	Kennedy-King	41	244	441	9	58	0	0	0	793
	Malcolm X	30	397	417	8	17	0	0	0	869
	Olive-Harvey	89	497	334	27	35	0	0	0	982
	Truman	370	390	362	13	39	0	0	0	1,174
	Washington	198	820	366	25	32	0	0	0	1,441
	Wilbur Wright	935	230	122	6	119	0	0	0	1,412
507	Danville	0	176	190	0	3	0	0	0	369
502	DuPage	102	2,615	1,812	368	412	0	0	0	5,309
509	Elgin	23	601	514	0	50	0	0	0	1,188
512	Harper*	0	1,625	920	26	0	0	0	0	2,571
540	Heartland	0	265	69	0	0	0	0	0	334
519	Highland	9	330	184	9	29	0	0	0	561
514	Illinois Central	209	1,126	1,343	13	4	0	0	0	2,695
529	Illinois Eastern	(63)	(935)	(1,139)	(0)	(211)	(0)	(0)	(0)	(2,348)
	Frontier	16	263	90	0	195	0	0	0	564
	Lincoln Trail	19	200	162	0	8	0	0	0	389
	Olney Central	9	247	343	0	0	0	0	0	599
	Wabash Valley	19	225	544	0	8	0	0	0	796
513	Illinois Valley	69	263	291	1	0	0	0	0	624
525	Joliet	56	3,885	2,469	1	33	0	0	0	6,444
520	Kankakee	24	212	500	7	11	0	0	0	754
501	Kaskaskia	24	206	337	12	2	0	0	0	581
523	Kishwaukee	0	296	201	0	0	0	0	0	497
532	Lake County	0	2,568	1,708	45	42	0	0	0	4,363
517	Lake Land	8	531	669	0	30	0	0	0	1,238
536	Lewis & Clark	54	566	614	14	17	0	0	0	1,265
526	Lincoln Land	0	1,637	405	20	21	0	0	0	2,083
530	Logan	0	642	545	0	12	0	0	0	1,199
528	McHenry	22	694	293	0	0	0	0	0	1,009
541	Metropolitan	0	77	23	1	12	0	0	0	113
524	Moraine Valley	0	1,259	1,574	0	12	0	0	0	2,845
527	Morton	9	367	191	2	1	0	0	0	570
535	Oakton	0	1,973	939	0	0	0	0	0	2,912
505	Parkland	70	1,321	1,180	0	4	0	0	0	2,575
515	Prairie State	13	687	527	0	0	0	0	0	1,227
521	Rend Lake	0	446	400	0	69	0	0	0	915
537	Richland	3	488	341	4	0	0	0	0	836
511	Rock Valley	0	1,077	739	0	51	0	0	0	1,867
518	Sandburg	1	239	288	0	15	0	0	0	543
506	Sauk Valley	3	314	217	0	0	0	0	0	534
531	Shawnee*	32	246	192	3	7	0	0	0	480
510	South Suburban	0	719	1,113	1	79	0	0	0	1,912
533	Southeastern	2	268	307	4	20	0	0	0	601
534	Spoon River	68	239	133	0	6	0	0	0	446
504	Triton	203	1,154	1,607	0	11	0	0	0	2,975
516	Waubonsee	42	537	358	19	1	0	0	0	957
539	Wood	1	296	205	0	0	0	0	0	502
	TOTALS	2,797	37,122	29,229	650	1,477	0	0	0	71,275

*Estimated

SOURCE OF DATA: Fall Enrollment (E1 Records) - reflects enrollments as of the fall term census date (end of registration). Will not reflect enrollments in courses that have a starting date later than the census date - particularly those in adult education.

Illinois Community College Board
Table I-9
SUMMARY OF OPENING FALL 1997 STUDENT HEADCOUNT ENROLLMENT
BY INSTRUCTIONAL PROGRAM AREA AND STUDENT LEVEL

HIGH SCHOOL LEVEL

Dist. No.	District/College	General Associates	Bacc/ Transfer	Occupa- tional	General Studies	Voc Skills	Adult Basic Ed	Adult Sec Ed	Eng as a Second Language	Total
522	Belleville	0	82	9	0	0	0	0	0	91
503	Black Hawk	0	18	5	0	0	0	0	0	23
508	Chicago	(10)	(36)	(27)	(2)	(2)	(0)	(0)	(0)	(77)
	Daley	0	3	1	0	0	0	0	0	4
	Kennedy-King	0	5	13	0	1	0	0	0	19
	Malcolm X	0	7	4	1	0	0	0	0	12
	Olive-Harvey	3	5	4	0	0	0	0	0	12
	Truman	2	6	1	0	0	0	0	0	9
	Washington	2	10	3	1	1	0	0	0	17
	Wilbur Wright	3	0	1	0	0	0	0	0	4
507	Danville	0	0	0	0	0	0	0	0	0
502	DuPage	0	5	1	12	0	0	0	0	18
509	Elgin	2	103	156	0	27	0	0	0	288
512	Harper*	0	10	0	1	0	0	0	0	11
540	Heartland	0	0	0	0	0	0	0	0	0
519	Highland	0	0	0	0	0	0	0	0	0
514	Illinois Central	69	88	14	3	0	0	0	0	174
529	Illinois Eastern	(0)	(0)	(0)	(0)	(0)	(0)	(0)	(0)	(0)
	Frontier	0	0	0	0	0	0	0	0	0
	Lincoln Trail	0	0	0	0	0	0	0	0	0
	Olney Central	0	0	0	0	0	0	0	0	0
	Wabash Valley	0	0	0	0	0	0	0	0	0
513	Illinois Valley	1	2	0	140	0	0	0	0	143
525	Joliet	0	0	0	0	0	0	0	0	0
520	Kankakee	0	66	0	0	0	0	0	0	66
501	Kaskaskia	0	4	0	1	0	0	0	0	5
523	Kishwaukee	0	8	2	0	0	0	0	0	10
532	Lake County	0	0	0	0	0	0	0	0	0
517	Lake Land	0	51	3	0	0	0	0	0	54
536	Lewis & Clark	0	0	0	0	0	0	0	0	0
526	Lincoln Land	0	276	60	6	2	0	0	0	344
530	Logan	0	0	0	0	0	0	0	0	0
528	McHenry	0	7	36	0	0	0	0	0	43
541	Metropolitan	0	0	0	0	0	0	0	0	0
524	Moraine Valley	0	28	6	0	0	0	0	0	34
527	Morton	0	2	0	0	0	0	0	0	2
535	Oakton	0	15	3	0	0	0	0	0	18
505	Parkland	1	39	8	0	0	0	0	0	48
515	Prairie State	0	0	0	0	0	0	0	0	0
521	Rend Lake	0	0	0	0	0	0	0	0	0
537	Richland	0	90	8	0	0	0	0	0	98
511	Rock Valley	0	3	5	0	4	0	0	0	12
518	Sandburg	0	1	0	0	0	0	0	0	1
506	Sauk Valley	0	0	0	0	0	0	0	0	0
531	Shawnee*	53	202	173	23	32	0	0	0	483
510	South Suburban	0	109	0	0	0	0	0	0	109
533	Southeastern	0	20	24	0	34	0	0	0	78
534	Spoon River	0	0	0	0	0	0	0	0	0
504	Triton	0	597	2	0	0	0	0	0	599
516	Waubonsee	0	0	0	0	0	0	0	0	0
539	Wood	0	39	7	0	0	0	0	0	46
	TOTALS	136	1,901	549	188	101	0	0	0	2,875

*Estimated

SOURCE OF DATA: Fall Enrollment (E1 Records) - reflects enrollments as of the fall term census date (end of registration). Will not reflect enrollments in courses that have a starting date later than the census date - particularly those in adult education.

Illinois Community College Board
Table I-9
SUMMARY OF OPENING FALL 1997 STUDENT HEADCOUNT ENROLLMENT
BY INSTRUCTIONAL PROGRAM AREA AND STUDENT LEVEL

UNCLASSIFIED LEVEL

Dist. No.	District/College	General Associates	Bacc/ Transfer	Occupa- tional	General Studies	Voc Skills	Adult Basic Ed	Adult Sec Ed	Eng as a Second Language	Total
522	Belleville	0	906	908	0	6	570	244	0	2,634
503	Black Hawk	2	1,329	742	6	356	172	32	0	2,639
508	Chicago	(3,120)	(3,360)	(1,767)	(2,026)	(1,184)	(8,759)	(2,604)	(20,311)	(43,131)
	Daley	48	1,075	475	189	11	477	61	3,882	6,218
	Kennedy-King	210	42	343	246	401	1,794	596	839	4,471
	Malcolm X	88	241	82	228	87	2,688	450	2,383	6,247
	Olive-Harvey	324	552	53	330	35	1,661	603	746	4,304
	Truman	779	314	239	318	48	887	145	9,272	12,002
	Washington	675	1,026	529	464	23	122	82	6	2,927
	Wilbur Wright	996	110	46	251	579	1,130	667	3,183	6,962
507	Danville	0	74	68	0	12	81	48	0	283
502	DuPage	2	1,095	1,191	1,974	874	219	444	2,134	7,933
509	Elgin	10	340	581	0	232	1,040	86	0	2,289
512	Harper*	0	4,825	2,065	989	0	367	0	0	8,246
540	Heartland	0	177	80	0	118	2	2	0	379
519	Highland	2	95	85	46	70	3	3	0	304
514	Illinois Central	209	798	1,151	100	0	107	1	0	2,366
529	Illinois Eastern	(5)	(61)	(226)	(0)	(21)	(167)	(95)	(0)	(575)
	Frontier	0	18	3	0	16	64	46	0	147
	Lincoln Trail	1	9	8	0	0	58	22	0	98
	Olney Central	0	6	18	0	0	43	11	0	78
	Wabash Valley	4	28	197	0	5	2	16	0	252
513	Illinois Valley	18	102	161	2	0	91	54	15	443
525	Joliet	0	239	226	178	26	396	144	0	1,209
520	Kankakee	11	118	267	13	43	0	22	0	474
501	Kaskaskia	14	48	117	6	2	7	67	3	264
523	Kishwaukee	0	120	105	3	6	61	92	116	503
532	Lake County	0	389	989	13	4	132	77	376	1,980
517	Lake Land	0	256	115	0	106	148	95	0	720
536	Lewis & Clark	4	145	176	8	42	101	129	11	616
526	Lincoln Land	0	335	51	29	33	0	0	0	448
530	Logan	0	84	68	0	17	166	192	0	527
528	McHenry	11	456	294	0	0	0	0	0	761
541	Metropolitan	0	0	0	0	0	349	0	0	349
524	Moraine Valley	0	358	516	0	29	183	599	778	2,463
527	Morton	1	147	72	5	24	247	44	1,023	1,563
535	Oakton	0	1,313	683	4	718	267	116	1	3,102
505	Parkland	115	609	578	0	29	0	0	1	1,332
515	Prairie State	2	330	123	90	0	220	99	0	864
521	Rend Lake	0	810	481	0	434	2	33	0	1,760
537	Richland	1	104	92	3	0	8	3	0	211
511	Rock Valley	0	270	298	0	212	0	0	0	780
518	Sandburg	1	58	57	0	56	29	118	9	328
506	Sauk Valley	0	297	47	0	317	11	3	0	675
531	Shawnee*	22	225	118	48	46	79	38	0	576
510	South Suburban	0	140	180	1	95	382	362	282	1,442
533	Southeastern	1	110	155	58	138	61	58	0	581
534	Spoon River	19	96	69	0	16	75	41	1	317
504	Triton	29	254	373	0	1,321	204	359	1,658	4,198
516	Waubonsee	48	1,049	1,303	375	73	1,084	215	0	4,147
539	Wood	0	179	101	1	0	43	116	4	444
	TOTALS	3,647	21,701	16,679	5,978	6,660	15,833	6,635	26,723	103,856

*Estimated

SOURCE OF DATA: Fall Enrollment (E1 Records) - reflects enrollments as of the fall term census date (end of registration). Will not reflect enrollments in courses that have a starting date later than the census date - particularly those in adult education.

Illinois Community College Board
Table I-10
SUMMARY OF OPENING FALL TERM STUDENT HEADCOUNT ENROLLMENT
FALL 1988 THROUGH FALL 1997

Dist No	District/College	Fall 1988	Fall 1989	Fall 1990	Fall 1991	Fall 1992	Fall 1993	Fall 1994	Fall 1995	Fall 1996	Fall 1997
522	Belleville	12,511	12,769	14,180	14,984	15,440	14,624	14,314	13,923	13,298	13,144
503	Black Hawk	(6,071)	(5,998)	(6,579)	7,206 *	7,503	6,721	6,943	6,354	6,390	6,532
	East	754	744	768	---	---	---	---	---	---	---
	Quad	5,317	5,254	5,811	---	---	---	---	---	---	---
508	Chicago	(74,935)	(77,013)	(78,892)	(79,507)	(77,233)	(73,904)	(71,598)	(68,233)	(69,189)	(70,717)
	City-Wide	12,998	11,331	9,604	6,961	5,411	---	---	---	---	---
	Daley	7,409	7,590	8,338	8,581	8,439	8,072	8,992	8,835	9,445	10,067
	Kennedy-King	8,651	8,601	9,508	10,134	9,166	8,571	6,042	7,071	6,644	7,111
	Malcolm-X	9,855	9,537	9,602	10,277	13,409	11,805	11,077	9,637	9,172	9,348
	Olive-Harvey	8,081	8,314	8,763	8,188	8,180	6,655	6,102	6,110	6,887	7,375
	Truman	12,977	15,137	16,467	16,557	14,551	15,566	15,675	14,883	15,644	16,009
	Washington	7,920	8,157	8,313	8,496	7,839	11,235	12,028	9,741	9,104	8,531
	Wilbur-Wright	7,044	8,346	8,297	10,313	10,238	12,000	11,682	11,956	12,293	12,276
507	Danville	2,932	3,260	3,534	3,720	3,340	3,182	2,857	2,716	2,662	2,633
502	DuPage	26,494	28,037	29,187	30,897	31,625	31,132	30,237	29,888	29,698	28,989
509	Elgin	5,780	6,448	7,066	7,424	9,035	9,126	9,175	8,589	9,104	9,181
512	Harper	16,121	16,685	16,509	17,562	17,610	16,212	15,560	15,106	15,041	15,690
540	Heartland	---	---	---	---	1,959	2,349	2,779	3,072	3,343	3,534
519	Highland	2,878	2,983	3,258	3,021	3,181	2,614	2,678	2,662	2,536	2,603
514	Illinois Central	12,025	12,465	12,724	13,899 **	13,056	12,297	11,696	11,839	11,520	11,724
529	Illinois Eastern	(6,571)	(8,587)	(8,556)	(7,891)	(7,104)	(6,780)	(6,818)	(6,540)	(6,107)	(7,334)
	Frontier	2,448	2,535	2,387	2,183	1,907	1,890	2,093	1,904	2,302	1,893
	Lincoln Trail	940	950	954	1,040	1,085	1,152	1,114	1,127	1,216	1,339
	Olney Central	1,500	1,744	1,606	1,733	1,550	1,481	1,536	1,486	1,128	1,427
	Wabash Valley	1,683	3,358	3,609	2,935	2,562	2,257	2,075	2,023	1,461	2,675
513	Illinois Valley	3,850	4,131	4,207	4,397	4,274	4,174	3,971	3,947	3,902	3,919
525	Joliet	9,454	9,567	9,645	10,043	10,427	10,336	10,369	10,248	10,414	10,647
520	Kankakee	3,473	3,456	3,789	4,043	4,025	3,888	3,853	3,924	3,818	3,696
501	Kaskaskia	2,806	3,269	3,269	3,581	3,322	3,379	3,247	2,916	2,996	2,687
523	Kishwaukee	3,113	2,960	3,035	3,340	3,270	3,243	3,244	3,268	3,054	3,146
532	Lake County	11,587	12,757	13,526	14,013	14,389	14,162	13,755	13,510	13,453	13,577
517	Lake Land	3,952	4,317	4,437	4,835	4,543	4,763	4,831	4,734	4,710	5,182
536	Lewis & Clark	5,012	5,450	5,886	5,763	5,853	5,441	5,534	5,303	5,408	5,421
526	Lincoln Land	7,848	7,802	7,717	8,363	8,708	7,943	8,220	8,609	7,930	7,958
530	Logan	5,183	5,307	5,216	5,730	5,542	5,440	5,469	5,432	5,677	6,159
528	Mc Henry	3,487	3,684	3,768	4,368	4,671	4,797	4,841	4,933	4,808	5,071
541	Metropolitan***	1,184	1,041	1,236	1,119	1,268	1,255	982	886	838	1,095
524	Moraine Valley	12,914	13,590	13,601	13,938	14,074	13,826	13,273	12,813	13,234	13,347
527	Morton	3,625	3,934	4,195	4,529	4,349	4,214	3,977	3,760	4,283	4,222
535	Oakton	11,596	12,290	12,395	13,473	13,349	12,796	11,634	12,074	11,573	11,103
505	Parkland	7,911	8,483	8,570	9,758 **	9,343	8,869	8,463	8,403	8,074	7,848
515	Prairie State	4,837	4,758	5,127	5,657	5,785	5,368	5,305	5,191	5,559	5,471
521	Rend Lake	3,148	3,293	3,766	3,229	2,966	3,092	3,551	3,438	4,287	4,213
537	Richland	3,743	3,889	3,801	3,850	4,110	3,950	3,801	3,384	3,388	3,244
511	Rock Valley	7,703	7,957	8,730	9,066	8,618	9,113	8,905	8,228	8,027	8,188
518	Carl Sandburg	2,826	2,598	2,639	2,663	2,569	2,591	2,541	2,765	2,689	2,635
506	Sauk Valley	2,769	2,724	3,109	3,136	2,912	2,790	2,646	2,724	2,706	2,627
531	Shawnee	1,433	1,376	1,575	1,818	1,943	2,021	2,182	2,119	2,024	1,961
510	South Suburban	8,263	8,685	8,581	10,605	9,369	9,107	8,997	7,648	7,323	8,458
533	Southeastern	2,756	2,896	3,032	3,292	2,802	2,925	2,648	2,643	2,793	2,807
534	Spoon River	1,723	1,746	1,970	2,061	2,189	2,077	1,860	1,950	1,922	1,785
504	Triton	17,691	16,625	16,759	16,767	16,804	15,308	15,485	15,362	17,576	16,799
516	Waubonsee	5,376	5,898	6,089	6,415	6,750	6,768	6,797	6,552	6,787	7,000
539	John Wood	2,695	3,005	2,743	2,512	2,293	2,140	1,943	2,030	2,010	2,209
	TOTALS	328,276	341,733	352,898	368,475	367,603	354,717	346,979	337,716	340,151	344,556

*Effective in fiscal year 1992, Black Hawk College was restructured as a single college district with two campuses.
**Includes enrollments from Heartland Community College.
***Formerly State Community College

NOTE: Fall 1989 increases at Illinois Eastern are attributable in part to a change in the start-up date of the coal mining technology program at Wabash Valley.

SOURCE OF DATA: Fall Enrollment (E1 Records) - reflects enrollment as of the fall term census date (end of registration). Will not reflect enrollments in courses that have a starting date later than the census date - particularly those in adult education.

Illinois Community College Board
Table I-11
SUMMARY OF OPENING FALL TERM STUDENT FTE ENROLLMENT
FALL 1988 THROUGH FALL 1997

Dist No	District/College	1988 FTE	1989 FTE	1990 FTE	1991 FTE	1992 FTE	1993 FTE	1994 FTE	1995 FTE	1996 FTE	1997 FTE
522	Belleville	5,780	5,992	6,548	6,997	7,375	7,130	6,947	6,818	6,641	6,596
503	Black Hawk	(3,566)	(3,525)	(3,812)	4,067 *	4,320	4,134	4,209	3,906	4,013	3,983
	East	560	543	554	---	---	---	---	---	---	---
	Quad	3,006	2,982	3,258	---	---	---	---	---	---	---
508	Chicago	(41,926)	(43,520)	(45,366)	(46,469)	(44,535)	(41,819)	(39,058)	(37,655)	(38,955)	(42,632)
	City-Wide	4,894	4,929	3,993	2,727	2,036	---	---	---	---	---
	Daley	3,573	3,752	4,191	4,553	4,332	4,086	4,383	4,221	4,431	6,105
	Kennedy-King	6,008	5,628	6,506	7,024	6,342	5,413	3,785	4,354	4,071	4,693
	Malcolm-X	7,661	7,133	7,328	8,033	8,796	7,962	6,441	6,167	6,138	7,078
	Olive-Harvey	5,402	5,496	5,825	5,225	5,280	4,381	4,076	4,080	4,542	4,903
	Truman	7,209	8,615	9,433	9,551	8,460	9,288	9,053	8,389	8,882	9,058
	Washington	3,721	3,763	3,820	4,067	3,919	5,243	5,451	4,385	4,003	4,006
	Wilbur-Wright	3,458	4,204	4,270	5,289	5,370	5,446	5,869	6,059	6,887	6,788
507	Danville	1,832	1,966	2,044	2,164	2,096	2,022	1,836	1,762	1,724	1,686
502	DuPage	13,584	14,499	15,035	15,758	16,251	16,091	15,829	15,573	15,480	15,244
509	Elgin	2,730	3,042	3,321	3,438	4,246	4,320	4,349	4,182	4,455	4,534
512	Harper	7,576	7,768	7,634	8,034	8,213	7,997	7,780	7,523	7,582	7,970
540	Heartland	---	---	---	---	1,149	1,181	1,403	1,614	1,749	1,887
519	Highland	1,454	1,538	1,568	1,580	1,665	1,508	1,433	1,355	1,351	1,369
514	Illinois Central	5,923	6,135	6,379	6,775 **	6,669	6,487	6,208	6,141	6,145	6,373
529	Illinois Eastern	(2,991)	(3,445)	(3,689)	(3,854)	(3,643)	(3,419)	(3,473)	(3,278)	(3,277)	(3,594)
	Frontier	599	615	675	694	619	555	577	491	612	509
	Lincoln Trail	548	639	664	736	796	766	751	725	835	849
	Olney Central	949	1,122	1,127	1,229	1,174	1,172	1,164	1,090	874	1,127
	Wabash Valley	895	1,069	1,223	1,195	1,054	926	981	972	956	1,109
513	Illinois Valley	2,298	2,422	2,420	2,499	2,514	2,439	2,268	2,221	2,248	2,197
525	Joliet	4,884	4,969	5,079	5,153	5,442	5,379	5,468	5,453	5,535	5,607
520	Kankakee	1,716	1,784	1,871	2,007	2,025	1,957	1,971	1,985	1,932	1,898
501	Kaskaskia	1,752	1,981	2,097	2,288	2,216	2,237	2,143	1,952	1,953	1,901
523	Kishwaukee	1,628	1,635	1,705	1,902	1,857	1,851	1,839	1,903	1,826	1,903
532	Lake County	4,897	5,407	5,649	5,781	5,924	5,847	5,796	5,837	5,868	5,987
517	Lake Land	2,451	2,666	2,740	3,055	2,979	3,030	2,930	2,970	3,052	3,314
536	Lewis & Clark	2,498	2,727	2,907	2,995	3,033	2,782	2,792	2,726	2,836	2,879
526	Lincoln Land	3,633	3,615	3,661	3,926	4,099	3,939	3,991	4,046	3,981	4,001
530	Logan	3,016	3,121	3,096	3,537	3,642	3,585	3,596	3,566	3,654	3,635
528	Mc Henry	1,426	1,586	1,623	1,916	2,091	2,145	2,234	2,326	2,321	2,485
541	Metropolitan***	759	642	809	712	858	821	664	564	453	715
524	Moraine Valley	6,775	6,979	7,244	7,544	7,576	7,371	7,186	7,078	7,195	7,470
527	Morton	1,503	1,691	1,842	1,994	1,802	1,810	1,709	1,576	1,752	1,836
535	Oakton	4,470	5,017	5,269	5,524	5,585	5,544	5,293	5,636	5,327	5,122
505	Parkland	4,328	4,738	4,837	5,568 **	5,473	5,287	5,105	5,001	4,987	5,002
515	Prairie State	2,320	2,325	2,442	2,698	2,765	2,601	2,559	2,525	2,664	2,706
521	Rend Lake	1,762	1,903	1,908	1,965	1,864	1,961	2,013	2,010	2,195	2,007
537	Richland	1,762	1,869	1,889	2,007	2,138	2,059	1,881	1,695	1,770	1,766
511	Rock Valley	3,565	3,736	4,051	4,171	4,291	4,320	4,157	3,955	3,857	3,997
518	Carl Sandburg	1,494	1,435	1,433	1,527	1,547	1,530	1,460	1,591	1,542	1,512
506	Sauk Valley	1,523	1,540	1,726	1,794	1,702	1,611	1,496	1,500	1,466	1,444
531	Shawnee	858	899	1,051	1,275	1,262	1,375	1,346	1,334	1,251	1,247
510	South Suburban	3,447	3,606	3,784	4,409	4,234	4,270	4,217	3,631	3,615	4,090
533	Southeastern	1,623	1,763	1,843	1,852	1,785	1,842	1,751	1,688	1,744	1,756
534	Spoon River	973	990	1,108	1,232	1,328	1,268	1,143	1,177	1,145	1,087
504	Triton	8,219	8,185	8,222	8,231	8,292	7,421	7,324	7,717	7,949	8,013
516	Waubonsee	2,194	2,466	2,558	2,686	2,860	2,957	2,948	2,855	2,923	3,032
539	John Wood	1,155	1,310	1,264	1,194	1,194	1,161	1,029	1,115	1,142	1,239
	TOTALS	166,291	174,437	181,524	190,578	192,540	186,508	180,834	177,440	179,552	185,715

*Effective in fiscal year 1992, Black Hawk College was restructured as a single college district with two campuses.
**Includes enrollments from Heartland Community College.
***Formerly State Community College

NOTE: Fall 1989 increases at Illinois Eastern are attributable in part to a change in the start-up date of the coal mining technology program at Wabash Valley.

SOURCE OF DATA: Fall Enrollment (E1 Records) - reflects enrollment as of the fall term census date (end of registration). Will not reflect enrollments in courses that have a starting date later than the census date - particularly those in adult education.

Section II

FACULTY AND STAFF DATA

The tables in this section present data regarding faculty and staff employed by the public community colleges of Illinois. The salary and staff data were collected in fall 1997 and reflect averages for fiscal year 1998. Employee groups exclude those persons who are employed predominantly to provide services at a correctional facility.

Descriptions of the employee groups used in this section are provided below. These categories correspond with *Fiscal Management Manual* salaries expenditures codes.

- Faculty are individuals who spend more than one-half of their workload in the activity of teaching and providing instruction to students.

- Administrative Staff are line officers of the college who manage, conduct, and administer programs, staff, and operations of the board of trustees.

- Classified Staff include clerical and custodial/maintenance staff. Clerical personnel engage in the process of keeping records and processing information upon the request and direction of college professional staff. Custodial/maintenance staff engage in housekeeping and the maintenance or repair of college facilities and equipment.

- Other (nonteaching) Professional Staff include professional/technical, academic support, and supervisory staff. Professional/technical staff have specialized skills but do not directly support the process of teaching. Academic support staff exercise professional judgement and discretion and directly support the teaching and learning process. Supervisory staff have the duty, responsibility, or authority to recommend the employment, transfer, suspension, dismissal, promotion, assignment, reward, or discipline of other staff individuals both full-and part-time.

Figure 2 shows the headcount distribution of community college employees statewide by employee group: faculty (53.27 percent), other nonteaching professionals (10.34 percent), classified (31.81 percent), and administrators (4.58 percent).

Table II-1 lists the number of instructional teaching faculty by sex and employment status employed during fall 1997. Of the 16,348 teaching faculty employed in fall 1997, 4,440 were full-time faculty.

Table II-2 shows the total number of administrative staff by sex and employment status.

Table II-3 lists the number of full-time and part-time nonteaching professional staff by sex and employment status employed in each community college. Table II-4 provides the same information for classified or civil service type staff.

The average contractual base salaries paid to full-time teaching faculty, full-time administrative staff, and full-time nonteaching professionals are shown in Table II-5.

Table II-6 identifies the average class size for on-campus lecture/discussion classes and laboratory classes. Table II-7 shows a percent distribution of on-campus classes by size for each community college.

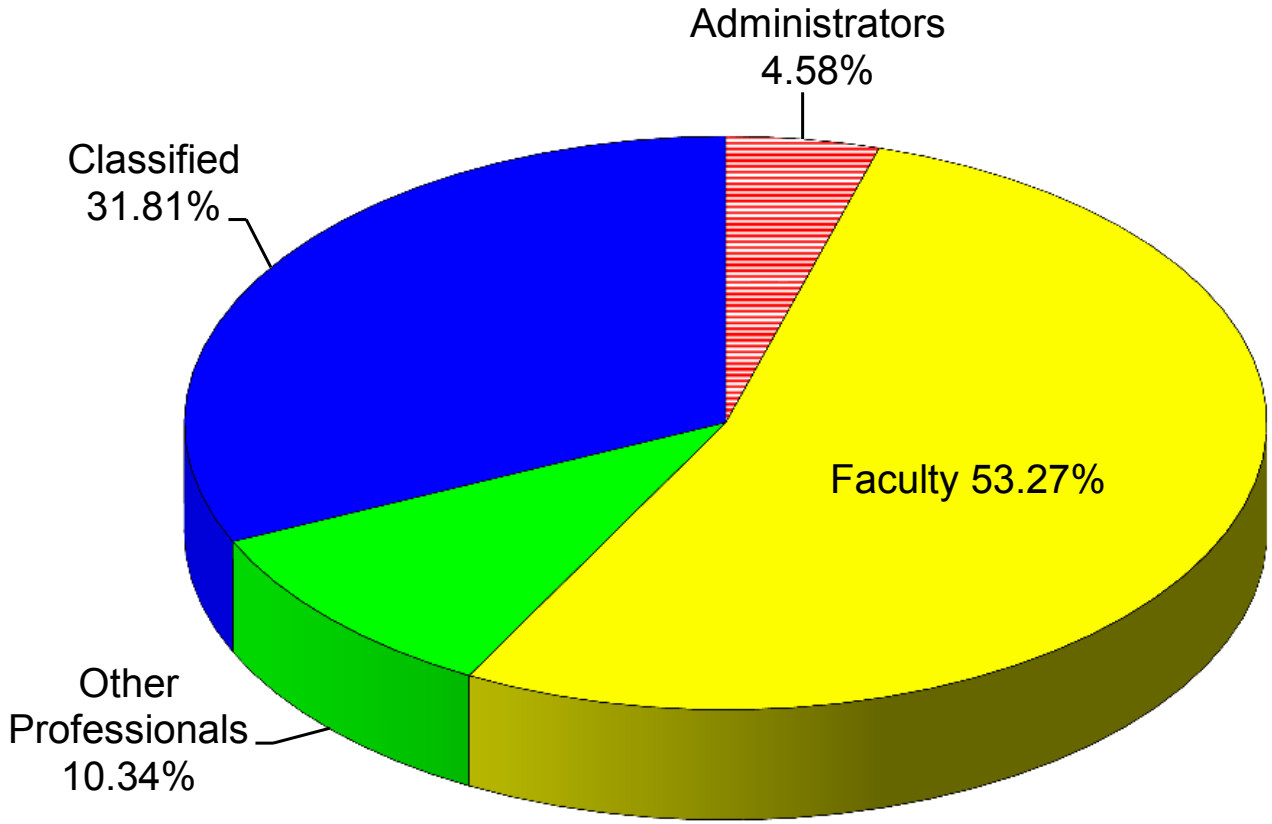

Figure 2. Fall 1997 State Headcount Distribution of Employees by Employee Group

Illinois Community College Board
Table II-1
SUMMARY OF INSTRUCTIONAL TEACHING FACULTY (9 AND 12 MOS.) EMPLOYED IN
ILLINOIS PUBLIC COMMUNITY COLLEGES BY SEX AND EMPLOYMENT STATUS DURING FALL 1997

Dist. No.	District/College	Full-Time Male	Full-Time Female	Total Full-Time FTE	Part-Time Male	Part-Time Female	Total Part-Time FTE	Grand Total Headcount	Grand Total FTE
522	Belleville	70	46	116	409	321	250	846	366
503	Black Hawk	76	68	144	90	158	99	392	243
508	Chicago	(411)	(365)	(776)	(783)	(869)	(643)	(2,428)	(1,419)
	Daley	53	37	90	134	122	95	346	185
	Kennedy-King	52	67	119	64	114	73	297	192
	Malcolm X	44	50	94	119	118	82	331	176
	Olive-Harvey	50	37	87	85	87	77	259	164
	Truman	61	68	129	130	161	134	420	263
	Washington	77	53	130	105	99	71	334	201
	Wright	74	53	127	146	168	113	441	240
507	Danville	21	28	49	33	51	28	133	77
502	DuPage	144	125	269	416	456	414	1,141	683
509	Elgin	57	53	110	124	143	200	377	310
512	Harper	87	92	179	340	380	282	899	461
540	Heartland	21	24	45	91	86	108	222	153
519	Highland	32	17	49	43	62	40	154	89
514	Illinois Central	99	64	163	211	196	48	570	211
529	Illinois Eastern	(68)	(39)	(107)	(141)	(176)	(51)	(424)	(158)
	Frontier	2	2	4	62	94	22	160	26
	Lincoln Trail	15	10	25	29	27	10	81	35
	Olney Central	19	19	38	26	26	10	90	48
	Wabash	32	8	40	24	29	9	93	49
513	Illinois Valley	37	28	65	71	57	38	193	103
525	Joliet	95	54	149	194	159	29	502	178
520	Kankakee	28	26	54	41	41	27	136	81
501	Kaskaskia	34	16	50	52	53	35	155	85
523	Kishwaukee	34	31	65	51	80	86	196	151
532	Lake County	94	60	154	301	279	145	734	299
517	Lake Land	56	41	97	67	79	42	243	139
536	Lewis & Clark	35	38	73	118	128	113	319	186
526	Lincoln Land	66	53	119	110	97	65	326	184
530	Logan	50	50	100	56	63	58	219	158
528	McHenry	40	34	74	85	94	54	253	128
541	Metropolitan	3	2	5	37	29	53	71	58
524	Moraine Valley	79	73	152	189	205	120	546	272
527	Morton	20	27	47	101	134	78	282	125
535	Oakton	59	76	135	229	172	149	536	284
505	Parkland	76	73	149	154	157	120	460	269
515	Prairie State	32	44	76	133	102	93	311	169
521	Rend Lake	30	30	60	40	59	61	159	121
537	Richland	33	24	57	83	96	57	236	114
511	Rock Valley	75	49	124	80	47	35	251	159
518	Sandburg	28	27	55	80	88	51	223	106
506	Sauk Valley	32	18	50	54	34	33	138	83
531	Shawnee	16	23	39	43	67	41	149	80
510	South Suburban	55	66	121	146	129	55	396	176
533	Southeastern	33	23	56	48	31	26	135	82
534	Spoon River	22	15	37	56	69	60	162	97
504	Triton	95	62	157	271	184	159	612	316
516	Waubonsee	33	39	72	250	363	169	685	241
539	Wood	17	24	41	54	39	26	134	67
	TOTALS	2,393	2,047	4,440	5,875	6,033	4,240	16,348	8,680

SOURCE OF DATA: Fiscal Year 1998 Salary Submission (C1 & C2)

Illinois Community College Board
Table II-2
SUMMARY OF ADMINISTRATIVE STAFF EMPLOYED IN
ILLINOIS PUBLIC COMMUNITY COLLEGES BY SEX AND EMPLOYMENT STATUS DURING FALL 1997

Dist. No.	District/College	Full-Time Male	Full-Time Female	Total Full-Time FTE	Part-Time Male	Part-Time Female	Total Part-Time FTE	Grand Total Headcount	Grand Total FTE
522	Belleville	24	8	32	46	70	52	148	84
503	Black Hawk	8	3	11	0	0	0	11	11
508	Chicago*	(85)	(63)	(148)	(1)	(0)	(1)	(149)	(149)
	Daley	11	3	14	0	0	0	14	14
	Kennedy-King	6	7	13	0	0	0	13	13
	Malcolm X	9	6	15	0	0	0	15	15
	Olive-Harvey	6	8	14	0	0	0	14	14
	Truman	8	7	15	0	0	0	15	15
	Washington	8	7	15	0	0	0	15	15
	Wright	8	8	16	0	0	0	16	16
507	Danville	11	13	24	0	0	0	24	24
502	DuPage	28	19	47	0	0	0	47	47
509	Elgin	14	14	28	0	0	0	28	28
512	Harper	18	21	39	0	0	0	39	39
540	Heartland	8	4	12	0	0	0	12	12
519	Highland	16	11	27	1	1	2	29	29
514	Illinois Central	21	14	35	0	0	0	35	35
529	Illinois Eastern*	(14)	(17)	(31)	(0)	(0)	(0)	(31)	(31)
	Frontier	4	2	6	0	0	0	6	6
	Lincoln Trail	1	4	5	0	0	0	5	5
	Olney	3	3	6	0	0	0	6	6
	Wabash	2	4	6	0	0	0	6	6
513	Illinois Valley	11	8	19	0	0	0	19	19
525	Joliet	37	37	74	1	5	3	80	77
520	Kankakee	26	25	51	0	0	0	51	51
501	Kaskaskia	9	20	29	0	0	0	29	29
523	Kishwaukee	6	10	16	0	0	0	16	16
532	Lake County	26	24	50	0	1	0	51	50
517	Lake Land	12	9	21	0	0	0	21	21
536	Lewis & Clark	22	13	35	0	0	0	35	35
526	Lincoln Land	26	18	44	0	0	0	44	44
530	Logan	23	10	33	0	0	0	33	33
528	McHenry	20	19	39	0	1	1	40	40
541	Metropolitan	3	9	12	0	0	0	12	12
524	Moraine Valley	12	12	24	0	0	0	24	24
527	Morton	10	5	15	0	0	0	15	15
535	Oakton	14	13	27	0	0	0	27	27
505	Parkland	22	13	35	0	0	0	35	35
515	Prairie State	14	12	26	0	0	0	26	26
521	Rend Lake	19	6	25	0	0	0	25	25
537	Richland	9	9	18	0	0	0	18	18
511	Rock Valley	28	18	46	0	0	0	46	46
518	Sandburg	8	11	19	0	0	0	19	19
506	Sauk Valley	14	4	18	1	2	2	21	20
531	Shawnee	9	5	14	0	0	0	14	14
510	South Suburban	18	10	28	0	0	0	28	28
533	Southeastern	16	11	27	0	0	0	27	27
534	Spoon River	6	9	15	0	0	0	15	15
504	Triton	10	19	29	0	0	0	29	29
516	Waubonsee	12	12	24	0	0	0	24	24
539	Wood	14	14	28	0	0	0	28	28
	TOTALS	703	572	1,275	50	80	59	1,405	1,334

*District Totals include central administration staff.
SOURCE OF DATA: Fiscal Year 1998 Salary Submission (C1 & C2)

Illinois Community College Board
Table II-3
SUMMARY OF OTHER NONTEACHING PROFESSIONAL* STAFF (9 AND 12 MONTH) EMPLOYED IN
ILLINOIS PUBLIC COMMUNITY COLLEGES BY SEX AND EMPLOYMENT STATUS DURING FALL 1997

Dist. No.	District/College	Full-Time Male	Full-Time Female	Total Full-Time FTE	Part-Time Male	Part-Time Female	Total Part-Time FTE	Grand Total Headcount	Grand Total FTE
522	Belleville	20	46	66	14	19	9	99	75
503	Black Hawk	51	82	133	7	21	13	161	146
508	Chicago**	(118)	(200)	(318)	(40)	(39)	(54)	(397)	(372)
	Daley	11	24	35	6	11	11	52	46
	Kennedy-King	20	35	55	9	6	12	70	67
	Malcolm X	13	22	35	9	7	10	51	45
	Olive-Harvey	10	23	33	5	2	2	40	35
	Truman	16	25	41	8	7	11	56	52
	Washington	9	22	31	0	0	0	31	31
	Wright	6	7	13	2	6	7	21	20
507	Danville	15	29	44	0	0	0	44	44
502	DuPage	72	101	173	0	0	0	173	173
509	Elgin	34	39	73	15	26	21	114	94
512	Harper	60	82	142	7	21	23	170	165
540	Heartland	7	14	21	4	6	6	31	27
519	Highland	11	13	24	0	4	2	28	26
514	Illinois Central	40	64	104	36	22	11	162	115
529	Illinois Eastern**	(23)	(27)	(50)	0	(0)	(0)	(50)	(50)
	Frontier	4	4	8	0	0	0	8	8
	Lincoln Trail	3	4	7	0	0	0	7	7
	Olney	3	7	10	0	0	0	10	10
	Wabash	4	5	9	0	0	0	9	9
513	Illinois Valley	13	13	26	0	0	0	26	26
525	Joliet	20	16	36	28	55	15	119	51
520	Kankakee	11	30	41	2	6	4	49	45
501	Kaskaskia	2	3	5	3	3	1	11	6
523	Kishwaukee	16	42	58	2	4	3	64	61
532	Lake County	40	58	98	2	1	3	101	101
517	Lake Land	22	38	60	0	0	0	60	60
536	Lewis & Clark	19	35	54	0	0	0	54	54
526	Lincoln Land	17	48	65	1	16	8	82	73
530	Logan	29	50	79	2	4	3	85	82
528	McHenry	20	31	51	2	12	9	65	60
541	Metropolitan	9	13	22	1	1	2	24	24
524	Moraine Valley	33	85	118	0	0	0	118	118
527	Morton	18	17	35	0	0	0	35	35
535	Oakton	32	84	116	0	4	1	120	117
505	Parkland	35	59	94	31	56	28	181	122
515	Prairie State	11	24	35	0	0	0	35	35
521	Rend Lake	11	31	42	0	0	0	42	42
537	Richland	9	21	30	5	5	6	40	36
511	Rock Valley	18	15	33	0	5	4	38	37
518	Sandburg	18	29	47	0	2	1	49	48
506	Sauk Valley	8	14	22	5	8	7	35	29
531	Shawnee	7	17	24	0	0	0	24	24
510	South Suburban	21	28	49	0	0	0	49	49
533	Southeastern	6	15	21	0	0	0	21	21
534	Spoon River	6	16	22	2	11	8	35	30
504	Triton	37	43	80	0	0	0	80	80
516	Waubonsee	15	31	46	3	14	8	63	54
539	Wood	13	14	27	0	11	7	38	34
	TOTALS	967	1,617	2,584	212	376	254	3,172	2,838

*Other nonteaching professional staff include professional/technical, academic support, and supervisory staff.
**District Totals include central administration staff.
SOURCE OF DATA: Fiscal Year 1998 Salary Submission (C1 & C2)

Illinois Community College Board
Table II-4
SUMMARY OF CIVIL SERVICE OR CLASSIFIED STAFF EMPLOYED IN
ILLINOIS PUBLIC COMMUNITY COLLEGES BY SEX AND EMPLOYMENT STATUS DURING FALL 1997

Dist. No.	District/College	Full-Time Male	Full-Time Female	Total Full-Time FTE	Part-Time Male	Part-Time Female	Total Part-Time FTE	Grand Total Headcount	Grand Total FTE
522	Belleville	39	95	134	91	137	131	362	265
503	Black Hawk	28	80	108	78	191	128	377	236
508	Chicago*	(89)	(483)	(572)	(984)	(1,012)	(1,296)	(2,568)	(1,868)
	Daley	6	61	67	114	98	159	279	226
	Kennedy-King	5	65	70	168	152	222	390	292
	Malcolm X	12	45	57	116	128	174	301	231
	Olive-Harvey	6	52	58	156	197	194	411	252
	Truman	14	64	78	127	71	130	276	208
	Washington	13	67	80	93	171	137	344	217
	Wright	20	73	93	166	148	221	407	314
507	Danville	20	48	68	2	14	0	84	68
502	DuPage	77	114	191	156	473	275	820	466
509	Elgin	24	90	114	43	72	58	229	172
512	Harper	91	145	236	16	85	72	337	308
540	Heartland	2	15	17	0	8	4	25	21
519	Highland	21	32	53	1	13	6	67	59
514	Illinois Central	42	111	153	90	298	104	541	257
529	Illinois Eastern*	(22)	(86)	(108)	(28)	(57)	(43)	(193)	(151)
	Frontier	4	10	14	5	7	5	26	19
	Lincoln Trail	7	9	16	4	13	8	33	24
	Olney	7	20	27	9	17	13	53	40
	Wabash	3	14	17	7	14	12	38	29
513	Illinois Valley	16	47	63	3	11	12	77	75
525	Joliet	35	59	94	34	109	64	237	158
520	Kankakee	13	51	64	2	12	7	78	71
501	Kaskaskia	8	24	32	19	34	35	85	67
523	Kishwaukee	14	39	53	1	11	6	65	59
532	Lake County	66	111	177	5	56	31	238	208
517	Lake Land	15	45	60	30	133	80	223	140
536	Lewis & Clark	13	44	57	22	35	16	114	73
526	Lincoln Land	40	87	127	0	13	7	140	134
530	Logan	22	73	95	7	12	10	114	105
528	McHenry	20	37	57	12	68	50	137	107
541	Metropolitan	6	15	21	21	17	29	59	50
524	Moraine Valley	34	107	141	10	51	35	202	176
527	Morton	16	25	41	42	51	50	134	91
535	Oakton	53	49	102	44	77	57	223	159
505	Parkland	29	59	88	1	15	7	104	95
515	Prairie State	19	61	80	0	12	6	92	86
521	Rend Lake	18	30	48	27	27	24	102	72
537	Richland	9	50	59	4	18	12	81	71
511	Rock Valley	42	95	137	1	15	12	153	149
518	Sandburg	16	35	51	0	5	3	56	54
506	Sauk Valley	15	27	42	4	10	10	56	52
531	Shawnee	10	27	37	5	12	5	54	42
510	South Suburban	22	81	103	2	4	5	109	108
533	Southeastern	12	25	37	0	0	0	37	37
534	Spoon River	7	23	30	6	27	20	63	50
504	Triton	93	150	243	134	248	235	625	478
516	Waubonsee	12	58	70	178	259	134	507	204
539	Wood	4	30	34	3	20	12	57	46
	TOTALS	1,134	2,863	3,997	2,106	3,722	3,090	9,825	7,087

*District Totals include central administration staff.
SOURCE OF DATA: Fiscal Year 1998 Salary Submission (C1 & C2)

Illinois Community College Board
Table II-5
FISCAL YEAR 1998 AVERAGE CONTRACTUAL BASE SALARIES FOR FULL-TIME TEACHING FACULTY (9 MOS), ADMINISTRATIVE STAFF (12 MOS) AND NONTEACHING PROFESSIONAL STAFF (12 MOS) IN ILLINOIS PUBLIC COMMUNITY COLLEGES

Dist. No.	District	Average Salary 9-Month Faculty	12-Month Administrative	12-Month Other Professional*
522	Belleville	$ 51,416	$ 63,733	$ 37,365
503	Black Hawk	47,745	77,748	36,419
508	Chicago	58,632	68,171	38,991
507	Danville	37,004	51,430	28,165
502	DuPage	59,756	82,819	42,236
509	Elgin	62,293	61,945	41,453
512	Harper	58,844	75,274	44,408
540	Heartland	38,624	66,350	32,287
519	Highland	46,527	48,217	26,307
514	Illinois Central	43,240	60,184	33,003
529	Illinois Eastern	37,710	51,690	32,765
513	Illinois Valley	41,866	54,021	30,877
525	Joliet	53,878	48,889	31,818
520	Kankakee	46,654	46,755	26,951
501	Kaskaskia	43,018	41,161	33,171
523	Kishwaukee	39,765	63,486	29,935
532	Lake County	68,830	66,356	40,090
517	Lake Land	38,166	58,223	28,210
536	Lewis & Clark	46,150	49,668	27,435
526	Lincoln Land	52,012	56,524	32,754
530	Logan	44,737	56,692	30,264
528	McHenry	48,863	57,096	30,155
541	Metropolitan	37,041	52,731	30,441
524	Moraine Valley	50,646	69,470	33,037
527	Morton	53,026	69,428	31,164
535	Oakton	64,361	81,387	39,029
505	Parkland	50,121	64,175	32,210
515	Prairie State	47,797	54,062	34,683
521	Rend Lake	42,110	52,875	28,726
537	Richland	41,087	62,177	31,322
511	Rock Valley	47,971	53,201	41,918
518	Sandburg	42,301	51,790	26,502
506	Sauk Valley	38,970	58,010	34,279
531	Shawnee	39,538	50,077	28,341
510	South Suburban	51,657	66,665	30,092
533	Southeastern	39,398	43,224	29,003
534	Spoon River	38,388	49,654	29,060
504	Triton	58,201	63,885	44,040
516	Waubonsee	47,191	64,335	34,798
539	Wood	30,012	45,635	29,188
	AVERAGES	$ 51,812	$ 59,569	$ 35,414

*Nonteaching professional staff includes professional/technical, academic support, and supervisory staff who are not administrators.

SOURCE OF DATA: Fiscal Year 1998 Salary Submission (C1)

Illinois Community College Board
Table II-6
AVERAGE ON-CAMPUS CLASS BY TYPE*
FALL 1997

Dist. No.	District/College	Lecture/ Discussion	Laboratory	Average Class Size**
522	Belleville	DNA	DNA	DNA
503	Black Hawk	DNA	DNA	DNA
508	Chicago			
	Daley	DNA	DNA	DNA
	Kennedy-King	DNA	DNA	DNA
	Malcolm X	DNA	DNA	DNA
	Olive-Harvey	DNA	DNA	DNA
	Truman	DNA	DNA	DNA
	Washington	DNA	DNA	DNA
	Wright	DNA	DNA	DNA
507	Danville	16.1	5.9	15.7
502	DuPage	19.1	17.5	18.9
509	Elgin	19.1	13.8	17.1
512	Harper	21.0	17.1	20.8
540	Heartland	DNA	DNA	DNA
519	Highland	15.4	13.8	15.2
514	Illinois Central	22.0	13.9	18.6
529	Illinois Eastern			
	Frontier	13.5	10.1	13.0
	Lincoln Trail	14.6	10.6	13.2
	Olney Central	16.6	12.1	15.0
	Wabash Valley	16.7	15.4	16.3
513	Illinois Valley	19.4	25.8	19.5
525	Joliet	17.5	DNA	17.5
520	Kankakee	19.2	16.0	17.9
501	Kaskaskia	17.9	11.2	16.6
523	Kishwaukee	18.2	11.8	15.3
532	Lake County	19.8	15.8	19.1
517	Lake Land	22.1	17.4	20.6
536	Lewis & Clark	19.0	13.6	16.9
526	Lincoln Land	19.9	17.4	18.9
530	Logan	19.2	13.9	17.6
528	McHenry	22.0	15.6	20.1
541	Metropolitan	12.5	DNA	12.5
524	Moraine Valley	23.1	17.8	20.8
527	Morton	20.1	15.3	18.7
535	Oakton	16.8	13.2	15.9
505	Parkland	17.0	16.8	17.0
515	Prairie State	18.5	15.8	17.3
521	Rend Lake	18.6	DNA	18.6
537	Richland	13.6	3.0	13.6
511	Rock Valley	23.1	17.1	20.6
518	Sandburg	DNA	DNA	DNA
506	Sauk Valley	18.8	11.6	15.7
531	Shawnee	14.6	11.6	13.8
510	South Suburban	19.3	18.6	19.1
533	Southeastern	13.5	13.5	13.5
534	Spoon River	DNA	DNA	DNA
504	Triton	19.7	13.9	18.6
516	Waubonsee	18.4	12.4	16.2
539	Wood	DNA	DNA	DNA
	TOTALS	18.9	14.9	18.0

*Adult Basic Education, Adult Secondary Education, and English as a Second Language classes are excluded.
**Averages computed on enrollment in all instructional types, excluding Adult Basic Education, Adult Secondary Education, English as a Second Language, independent study and classes with only one student.
DNA = Data Not Available

SOURCE OF DATA: S3 and S6 Record Submissions

Illinois Community College Board
Table II-7
PERCENTAGE OF ON-CAMPUS CLASSES* BY CLASS SIZE CATEGORIES
FALL 1997

Dist. No.	District/College	Class Size Categories 2-5	6-10	11-20	21-35	36-50	51-100	Over 100	Total Classes
522	Belleville	DNA	DNA	DNA	DNA	DNA	DNA	DNA	DNA
503	Black Hawk	DNA	DNA	DNA	DNA	DNA	DNA	DNA	DNA
508	Chicago								
	Daley	DNA	DNA	DNA	DNA	DNA	DNA	DNA	DNA
	Kennedy-King	DNA	DNA	DNA	DNA	DNA	DNA	DNA	DNA
	Malcolm X	DNA	DNA	DNA	DNA	DNA	DNA	DNA	DNA
	Olive-Harvey	DNA	DNA	DNA	DNA	DNA	DNA	DNA	DNA
	Truman	DNA	DNA	DNA	DNA	DNA	DNA	DNA	DNA
	Washington	DNA	DNA	DNA	DNA	DNA	DNA	DNA	DNA
	Wright	DNA	DNA	DNA	DNA	DNA	DNA	DNA	DNA
507	Danville	12	16	45	26	1	0	0	463
502	DuPage	12	10	37	38	3	1	0	2,621
509	Elgin	9	16	45	29	0	1	0	1,237
512	Harper	2	6	46	43	2	1	0	1,620
540	Heartland	DNA	DNA	DNA	DNA	DNA	DNA	DNA	DNA
519	Highland	15	23	38	20	4	0	0	501
514	Illinois Central	9	14	37	33	7	0	0	1,318
529	Illinois Eastern								
	Frontier	5	40	47	5	1	1	0	91
	Lincoln Trail	23	21	41	13	2	1	0	287
	Olney Central	15	20	36	25	3	0	0	281
	Wabash Valley	7	21	43	27	1	0	0	240
513	Illinois Valley	12	17	31	32	4	3	1	494
525	Joliet	6	20	43	31	0	0	0	1,249
520	Kankakee	2	23	43	25	6	0	0	655
501	Kaskaskia	17	20	29	29	4	0	0	526
523	Kishwaukee	8	25	43	23	2	0	0	648
532	Lake County	2	14	43	41	0	0	0	1,255
517	Lake Land	3	7	37	50	2	0	0	587
536	Lewis & Clark	7	19	43	29	1	1	0	805
526	Lincoln Land	6	13	35	43	2	0	0	866
530	Logan	7	17	45	30	1	0	0	1,015
528	McHenry	8	12	33	42	5	0	0	521
541	Metropolitan	19	34	27	19	1	0	0	196
524	Moraine Valley	4	10	30	55	1	0	0	1,599
527	Morton	8	20	29	39	3	0	0	496
535	Oakton	7	17	53	22	0	0	0	1,670
505	Parkland	6	19	48	26	1	0	0	1,493
515	Prairie State	7	19	40	32	2	0	0	813
521	Rend Lake	6	16	44	28	6	0	0	1,368
537	Richland	14	27	41	17	0	0	0	515
511	Rock Valley	4	10	37	40	8	0	0	979
518	Sandburg	DNA	DNA	DNA	DNA	DNA	DNA	DNA	DNA
506	Sauk Valley	16	22	35	22	4	1	0	502
531	Shawnee	19	34	32	10	4	1	0	384
510	South Suburban	9	13	27	43	7	0	0	1,065
533	Southeastern	17	27	39	15	2	0	0	271
534	Spoon River	DNA	DNA	DNA	DNA	DNA	DNA	DNA	DNA
504	Triton	8	17	41	29	3	2	0	2,175
516	Waubonsee	11	22	38	27	2	0	0	799
539	Wood	DNA	DNA	DNA	DNA	DNA	DNA	DNA	DNA
	AVERAGES/TOTAL	8	16	40	33	3	0	0	31,605

* All instructional type classes are reported, excluding ABE, ASE, ESL, independent study, and classes with only one student.
DNA = Data Not Available

SOURCE OF DATA: S3 and S6 Record Submissions

Section III

ANNUAL ENROLLMENT AND COMPLETION DATA

Section III includes data on annual enrollment and completions in fiscal year 1997 among Illinois public community colleges.

Table III-1 shows the annual unduplicated headcount enrollment by sex in Illinois public community colleges for fiscal year 1997.

Table III-2 shows the annual unduplicated headcount enrollment by program classification in Illinois public community colleges for fiscal year 1997.

Table III-3 contains more detailed data on fiscal year 1997 annual unduplicated enrollment through the use of the national program classification structure/classification of instructional program (PCS/CIP) coding system.

Table III-4 shows the fiscal year 1997 annual unduplicated enrollment by age category.

Table III-5 summarizes the fiscal year 1997 annual unduplicated enrollment by ethnic origin.

Table III-6 summarizes the highest degree previously earned for fiscal year 1997 Illinois public community college students.

Figure 3 shows the fiscal year 1997 annual duplicated completers in the following categories; transfer degrees (39.19 percent), occupational certificates (30.83 percent), occupational degrees (27.51 percent), general associate degrees (2.20 percent), and vocational skills and general studies certificates comprise the Aother@ category (0.26 percent).

Table III-7 lists the number of associate degrees awarded in transfer and general studies curricula and the number of general studies certificates awarded by each community college in fiscal year 1997.

Table III-8 shows the number of associate degrees and certificates awarded in occupational curricula and the number of vocational skills certificates awarded by each community college in fiscal year 1997.

Table III-9 contains more detailed data on collegiate-level fiscal year 1997 annual completers through the use of the national program classification structure/classification of instructional program (PCS/CIP) coding system.

Table III-10 shows the number of high school completions awarded by each community college in fiscal year 1997.

Table III-11 provides a summary of adult basic education and English as a Second Language

Illinois Community College Board
Table III-1
SUMMARY OF ANNUAL UNDUPLICATED HEADCOUNT ENROLLMENT BY SEX
FOR FISCAL YEAR 1997

Dist No.	District/College	Male	Female	Total
522	Belleville	9,672	12,112	21,784
503	Black Hawk	6,129	8,292	14,421
508	Chicago	(66,828)	(84,428)	(151,256)
	Daley	7,197	10,138	17,335
	Kennedy-King	4,931	10,543	15,474
	Malcolm X	13,027	12,178	25,205
	Olive-Harvey	5,798	9,164	14,962
	Truman	17,276	18,448	35,724
	Washington	8,850	10,073	18,923
	Wilbur Wright	9,749	13,884	23,633
507	Danville	1,692	2,720	4,412
502	DuPage	22,788	30,400	53,188
509	Elgin	7,139	8,905	16,044
512	Harper	11,481	15,063	26,544
540	Heartland	2,317	3,433	5,750
519	Highland	2,810	4,669	7,479
514	Illinois Central	8,423	10,788	19,211
529	Illinois Eastern	(17,512)	(9,215)	(26,727)
	Frontier	2,958	4,402	7,360
	Lincoln Trail	1,060	955	2,015
	Olney Central	738	1,293	2,031
	Wabash	12,756	2,565	15,321
513	Illinois Valley	2,822	3,847	6,669
525	Joliet	7,282	9,541	16,823
520	Kankakee	3,840	5,812	9,652
501	Kaskaskia	2,259	3,125	5,384
523	Kishwaukee	2,444	2,804	5,248
532	Lake County	10,425	13,378	23,803
517	Lake Land	4,802	4,545	9,347
536	Lewis & Clark	3,600	5,831	9,431
526	Lincoln Land	9,003	11,538	20,541
530	Logan	4,370	5,446	9,816
528	McHenry	4,213	5,630	9,843
541	Metropolitan	544	820	1,364
524	Moraine Valley	9,281	13,067	22,348
527	Morton	2,937	3,883	6,820
535	Oakton	10,610	14,988	25,598
505	Parkland	6,146	7,938	14,084
515	Prairie State	4,709	6,582	11,291
521	Rend Lake	5,983	3,352	9,335
537	Richland	2,238	3,549	5,787
511	Rock Valley	6,035	7,881	13,916
518	Sandburg	2,554	3,428	5,982
506	Sauk Valley	1,946	2,771	4,717
531	Shawnee	1,425	2,426	3,851
510	South Suburban	5,985	9,296	15,281
533	Southeastern	3,748	2,516	6,264
534	Spoon River	1,665	2,404	4,069
504	Triton	16,879	20,232	37,111
516	Waubonsee	5,440	6,769	12,209
539	Wood	1,453	2,461	3,914
	TOTALS	301,429	375,885	677,314

SOURCE OF DATA: A1 Record Submission

Illinois Community College Board
Table III-2
SUMMARY OF ANNUAL UNDUPLICATED HEADCOUNT ENROLLMENT
BY PROGRAM CLASSIFICATION
FOR FISCAL YEAR 1997

Dist. No.	District/College	Bacc/ Transfer	Vocational	Occupational	ABE	ASE	ESL	General Studies	General Associates	Total
522	Belleville	10,578	119	8,817	1,942	328	0	0	0	21,784
503	Black Hawk	5,417	1,849	3,734	2,060	1,036	0	294	31	14,421
508	Chicago	(26,088)	(3,401)	(14,732)	(27,406)	(5,994)	(47,660)	(11,983)	(13,992)	(151,256)
	Daley	5,273	139	2,142	1,246	195	7,284	953	103	17,335
	Kennedy-King	1,868	85	3,873	4,693	1,189	2,128	1,520	118	15,474
	Malcolm X	3,484	103	1,361	11,123	1,769	5,857	1,321	187	25,205
	Olive-Harvey	3,070	506	1,068	3,887	1,366	2,229	1,582	1,254	14,962
	Truman	2,303	274	1,651	2,814	314	22,668	1,567	4,133	35,724
	Washington	8,581	352	3,983	173	114	133	3,924	1,663	18,923
	Wilbur Wright	1,509	1,942	654	3,470	1,047	7,361	1,116	6,534	23,633
507	Danville	1,969	283	1,734	270	156	0	0	0	4,412
502	DuPage	17,184	6,292	10,470	1,060	927	3,845	13,141	269	53,188
509	Elgin	6,310	1,969	4,862	2,487	220	0	0	196	16,044
512	Harper	14,903	107	7,237	3,814	3	0	480	0	26,544
540	Heartland	3,997	686	921	64	82	0	0	0	5,750
519	Highland	1,776	3,284	979	343	288	71	683	55	7,479
514	Illinois Central	7,727	29	7,884	388	3	0	423	2,757	19,211
529	Illinois Eastern	(4,871)	(5,223)	(15,748)	(334)	(204)	(0)	(11)	(336)	(26,727)
	Frontier	1,567	4,619	828	176	104	0	2	64	7,360
	Lincoln Trail	1,118	65	614	85	42	0	0	91	2,015
	Olney Central	1,003	73	785	67	29	0	1	73	2,031
	Wabash	1,183	466	13,521	6	29	0	8	108	15,321
513	Illinois Valley	2,259	0	2,897	497	270	0	190	556	6,669
525	Joliet	8,886	132	5,786	1,329	315	0	271	104	16,823
520	Kankakee	1,984	1,601	3,268	896	461	260	870	312	9,652
501	Kaskaskia	1,422	75	1,892	35	278	2	458	1,222	5,384
523	Kishwaukee	2,727	9	1,408	246	323	319	216	0	5,248
532	Lake County	10,462	382	11,582	33	243	683	418	0	23,803
517	Lake Land	3,587	2,406	2,670	410	233	0	0	41	9,347
536	Lewis & Clark	3,872	585	3,922	278	332	16	186	240	9,431
526	Lincoln Land	17,379	299	2,453	0	2	0	408	0	20,541
530	Logan	4,585	720	3,901	220	390	0	0	0	9,816
528	McHenry	4,791	61	3,195	269	282	1,147	0	98	9,843
541	Metropolitan	555	242	303	214	3	0	47	0	1,364
524	Moraine Valley	10,014	1,202	8,128	416	1,172	1,416	0	0	22,348
527	Morton	2,726	228	1,082	621	58	2,005	61	39	6,820
535	Oakton	12,887	3,894	5,033	3,423	337	4	20	0	25,598
505	Parkland	7,100	439	5,157	366	381	47	0	594	14,084
515	Prairie State	4,896	571	3,742	1,057	650	0	296	79	11,291
521	Rend Lake	2,463	4,408	2,051	15	398	0	0	0	9,335
537	Richland	3,318	0	1,841	457	130	0	23	18	5,787
511	Rock Valley	5,732	3,879	4,129	101	0	0	74	1	13,916
518	Sandburg	1,996	1,870	1,572	108	395	21	10	10	5,982
506	Sauk Valley	2,357	909	1,215	51	167	0	9	9	4,717
531	Shawnee	1,266	607	1,104	64	347	0	243	220	3,851
510	South Suburban	5,077	3,334	4,661	643	703	855	8	0	15,281
533	Southeastern	1,456	974	1,727	263	468	0	1,264	112	6,264
534	Spoon River	1,861	305	829	418	322	1	0	333	4,069
504	Triton	7,586	14,925	8,967	2,262	1,439	47	0	1,885	37,111
516	Waubonsee	4,253	263	3,772	2,254	630	0	746	291	12,209
539	Wood	2,229	17	1,210	93	345	17	0	3	3,914
	TOTALS	240,546	67,579	176,615	57,207	20,315	58,416	32,833	23,803	677,314

SOURCE OF DATA: A1 Submission

Illinois Community College Board
Table III-3
ANNUAL UNDUPLICATED ENROLLMENT BY ACADEMIC PROGRAM BY COLLEGE
FOR FISCAL YEAR 1997

Dist. No.	District/College	Associate in General Studies	Pre-Baccalaureate/Transfer Course Enrollees	Associate in Arts	Associate in Science	Associate in Arts & Science	Associate in Engineering Science	Agricultural Business & Mgmt., General 12 010101	Agricultural Mechanics, General 12 010201	Agricultural Production, General 12 010301	Animal Production 12 010302
522	Belleville	0	4,855	2,872	2,851	0	0	3	0	0	0
503	Black Hawk	31	272	4,345	800	0	0	38	0	54	19
508	Chicago	(13,992)	(4,322)	(15,881)	(5,805)	(0)	(80)	(0)	(0)	(0)	(0)
	Daley	103	455	2,750	2,068	0	0	0	0	0	0
	Kennedy-King	118	82	1,078	705	0	3	0	0	0	0
	Malcolm X	187	170	1,920	1,394	0	0	0	0	0	0
	Olive-Harvey	1,254	1,008	1,614	377	0	71	0	0	0	0
	Truman	4,133	513	1,191	596	0	3	0	0	0	0
	Washington	1,663	1,511	6,530	537	0	3	0	0	0	0
	Wilbur Wright	6,534	583	798	128	0	0	0	0	0	0
507	Danville	0	240	662	1,067	0	0	13	1	0	0
502	DuPage	269	1,390	12,491	3,282	0	21	0	0	0	0
509	Elgin	196	517	2,885	2,908	0	0	0	0	0	0
512	Harper	0	7,880	5,940	1,083	0	0	0	0	0	0
540	Heartland	0	0	3,443	554	0	0	0	0	0	0
519	Highland	55	350	497	929	0	0	6	0	6	0
514	Illinois Central	2,757	2,469	0	0	5,117	141	29	51	0	0
529	Illinois Eastern	(336)	(3,089)	(85)	(1,697)	(0)	(0)	(47)	(0)	(20)	(0)
	Frontier	64	1,286	9	272	0	0	0	0	0	0
	Lincoln Trail	91	536	34	548	0	0	0	0	0	0
	Olney Central	73	471	13	519	0	0	0	0	0	0
	Wabash	108	796	29	358	0	0	47	0	20	0
513	Illinois Valley	556	721	1,087	438	0	13	0	0	0	0
525	Joliet	104	63	7,873	950	0	0	18	0	99	0
520	Kankakee	312	747	1,049	157	0	31	0	0	0	0
501	Kaskaskia	1,222	294	940	188	0	0	41	0	0	0
523	Kishwaukee	0	716	923	1,088	0	0	5	20	15	6
532	Lake County	0	3,236	4,380	2,641	0	205	0	0	0	0
517	Lake Land	41	1,451	857	1,225	0	54	35	62	35	3
536	Lewis & Clark	240	1,625	123	2,115	0	9	12	0	0	0
526	Lincoln Land	0	12,698	3,171	1,508	0	2	0	0	48	0
530	Logan	0	0	3,542	1,043	0	0	0	0	0	0
528	McHenry	98	2,535	383	1,873	0	0	0	0	0	0
541	Metropolitan	0	59	316	180	0	0	0	0	0	0
524	Moraine Valley	0	4,413	4,364	1,237	0	0	0	0	0	0
527	Morton	39	2,527	163	36	0	0	0	0	0	0
535	Oakton	0	0	11,857	650	0	380	0	0	0	0
505	Parkland	594	3,066	2,237	1,797	0	0	51	0	0	29
515	Prairie State	79	0	4,382	514	0	0	0	0	0	0
521	Rend Lake	0	862	1,150	451	0	0	34	35	26	0
537	Richland	18	1,459	789	1,049	0	21	0	0	0	0
511	Rock Valley	1	378	4,189	1,165	0	0	0	0	0	0
518	Sandburg	10	139	1,044	813	0	0	0	0	22	0
506	Sauk Valley	9	562	355	1,440	0	0	0	0	0	0
531	Shawnee	220	299	556	409	0	2	6	0	5	0
510	South Suburban	0	1,819	1,859	1,399	0	0	0	0	0	0
533	Southeastern	112	574	532	350	0	0	0	14	0	0
534	Spoon River	333	707	843	311	0	0	0	30	20	0
504	Triton	1,885	2,196	2,915	2,475	0	0	0	0	0	0
516	Waubonsee	291	2,028	610	1,615	0	0	0	0	0	0
539	Wood	3	368	465	1,396	0	0	42	0	4	22
	TOTALS	23,803	70,926	112,055	51,489	5,117	959	380	213	354	79

SOURCE OF DATA: A1 Submission

Illinois Community College Board
Table III-3
ANNUAL UNDUPLICATED ENROLLMENT BY ACADEMIC PROGRAM BY COLLEGE
FOR FISCAL YEAR 1997

Dist. No.	District/College	Crop Production Operations, & Mgmt. 12 010304	Agricultural Food Prod. Process Oper/Mgmt. 12 010401	Agricultural Services & Supplies, General 12 010501	Horsehandling & Care 12 010507	Horticulture, General 12 010601	Arboriculture 12 010602	Ornamental Horticulture 12 010603	Greenhouse Operation & Management 12 010604	Landscaping 12 010605	Nursery Operation & Management 12 010606
522	Belleville	0	0	0	0	111	0	0	0	0	0
503	Black Hawk	0	0	0	72	45	0	0	0	0	0
508	Chicago	(0)	(0)	(0)	(0)	(0)	(0)	(16)	(0)	(0)	(0)
	Daley	0	0	0	0	0	0	16	0	0	0
	Kennedy-King	0	0	0	0	0	0	0	0	0	0
	Malcolm X	0	0	0	0	0	0	0	0	0	0
	Olive-Harvey	0	0	0	0	0	0	0	0	0	0
	Truman	0	0	0	0	0	0	0	0	0	0
	Washington	0	0	0	0	0	0	0	0	0	0
	Wilbur Wright	0	0	0	0	0	0	0	0	0	0
507	Danville	0	0	0	0	0	0	21	0	49	0
502	DuPage	0	0	0	0	179	0	24	16	56	11
509	Elgin	0	0	0	0	0	0	0	0	0	0
512	Harper	0	0	0	0	31	0	5	0	5	0
540	Heartland	0	0	0	0	0	0	0	0	0	0
519	Highland	0	0	0	0	0	0	0	0	0	0
514	Illinois Central	0	0	0	0	117	0	0	0	8	0
529	Illinois Eastern	(0)	(0)	(0)	(0)	(33)	(0)	(0)	(0)	(0)	(0)
	Frontier	0	0	0	0	0	0	0	0	0	0
	Lincoln Trail	0	0	0	0	33	0	0	0	0	0
	Olney Central	0	0	0	0	0	0	0	0	0	0
	Wabash	0	0	0	0	0	0	0	0	0	0
513	Illinois Valley	0	0	3	0	0	0	0	0	0	0
525	Joliet	0	0	0	0	203	0	5	2	5	4
520	Kankakee	0	0	0	0	0	0	0	0	0	0
501	Kaskaskia	0	0	0	0	17	0	0	0	0	0
523	Kishwaukee	0	0	0	0	17	0	21	8	38	2
532	Lake County	0	0	0	0	0	9	51	0	96	0
517	Lake Land	4	0	0	0	12	0	0	0	0	0
536	Lewis & Clark	0	0	0	0	0	0	0	0	0	0
526	Lincoln Land	0	0	0	0	0	0	0	0	0	0
530	Logan	0	0	0	0	0	0	0	0	0	0
528	McHenry	0	0	0	0	58	0	21	0	21	0
541	Metropolitan	0	0	0	0	0	0	0	0	0	0
524	Moraine Valley	0	0	0	0	0	0	0	0	0	0
527	Morton	0	0	0	0	0	0	0	0	0	0
535	Oakton	0	0	0	0	0	0	0	0	0	0
505	Parkland	0	0	0	0	0	0	0	0	0	0
515	Prairie State	0	0	0	0	0	0	0	0	0	0
521	Rend Lake	0	0	0	0	34	0	0	0	0	0
537	Richland	0	1	7	0	32	0	0	0	0	0
511	Rock Valley	0	0	0	0	0	0	0	0	0	0
518	Sandburg	0	0	0	0	0	0	0	0	0	0
506	Sauk Valley	0	0	0	0	0	0	0	0	0	0
531	Shawnee	0	0	0	0	1	0	0	0	0	0
510	South Suburban	0	0	0	0	0	0	0	0	0	0
533	Southeastern	0	0	0	0	3	4	0	8	4	0
534	Spoon River	0	0	0	0	0	0	0	0	0	0
504	Triton	0	0	0	0	0	0	0	33	51	0
516	Waubonsee	0	0	0	0	0	0	0	0	0	0
539	Wood	0	0	0	0	0	0	0	0	0	0
	TOTALS	4	1	10	72	893	13	164	67	333	17

SOURCE OF DATA: A1 Submission

Illinois Community College Board
Table III-3
ANNUAL UNDUPLICATED ENROLLMENT BY ACADEMIC PROGRAM BY COLLEGE
FOR FISCAL YEAR 1997

Dist. No.	District/College	Turf Management 12 010607	Parks & Grounds Management 12 010610	Agribusiness & Agricultural Production, Other 12 019999	Forestry Production & Processing, General 12 030401	Wildlife Management 12 030601	Interior Architecture 12 040501	Fashion Merchandising 12 080102	Entrepreneurship 12 080301	Financial Services Marketing, General 12 080401	Food Products Retailing & Wholesaling Oper. 12 080601
522	Belleville	0	0	15	0	0	0	0	0	0	0
503	Black Hawk	0	0	53	0	0	0	8	0	0	0
508	Chicago	(0)	(0)	(0)	(0)	(0)	(0)	(0)	(0)	(0)	(0)
	Daley	0	0	0	0	0	0	0	0	0	0
	Kennedy-King	0	0	0	0	0	0	0	0	0	0
	Malcolm X	0	0	0	0	0	0	0	0	0	0
	Olive-Harvey	0	0	0	0	0	0	0	0	0	0
	Truman	0	0	0	0	0	0	0	0	0	0
	Washington	0	0	0	0	0	0	0	0	0	0
	Wilbur Wright	0	0	0	0	0	0	0	0	0	0
507	Danville	0	0	1	0	0	0	0	0	0	0
502	DuPage	10	0	0	0	0	0	60	0	0	2
509	Elgin	0	0	0	0	0	0	0	0	0	0
512	Harper	1	15	57	0	0	0	43	0	0	1
540	Heartland	0	0	0	0	0	0	0	0	0	0
519	Highland	0	0	0	0	0	0	0	0	0	0
514	Illinois Central	3	0	65	0	0	0	0	0	4	0
529	Illinois Eastern	(0)	(0)	(0)	(0)	(0)	(0)	(0)	(0)	(0)	(0)
	Frontier	0	0	0	0	0	0	0	0	0	0
	Lincoln Trail	0	0	0	0	0	0	0	0	0	0
	Olney Central	0	0	0	0	0	0	0	0	0	0
	Wabash	0	0	0	0	0	0	0	0	0	0
513	Illinois Valley	0	0	1	0	0	0	0	0	0	0
525	Joliet	1	0	1	0	0	0	31	0	0	0
520	Kankakee	0	0	0	0	0	0	0	0	0	0
501	Kaskaskia	0	0	2	0	0	0	1	0	0	0
523	Kishwaukee	36	0	36	0	0	0	0	0	0	0
532	Lake County	17	0	42	0	0	0	0	0	0	0
517	Lake Land	0	0	0	0	0	0	0	0	0	0
536	Lewis & Clark	12	0	30	0	0	0	0	0	0	0
526	Lincoln Land	0	0	0	0	0	0	0	0	0	0
530	Logan	0	0	0	0	0	0	21	0	0	0
528	McHenry	0	0	47	0	0	0	0	0	0	0
541	Metropolitan	0	0	0	0	0	0	0	0	0	0
524	Moraine Valley	0	0	0	0	0	0	6	0	0	0
527	Morton	0	0	0	0	0	0	0	0	0	0
535	Oakton	0	0	0	0	0	2	0	0	1	0
505	Parkland	0	0	14	0	0	0	0	0	0	0
515	Prairie State	0	0	0	0	0	0	0	0	0	0
521	Rend Lake	0	0	14	0	0	0	0	0	0	0
537	Richland	0	0	3	0	0	0	0	0	0	0
511	Rock Valley	0	0	0	0	0	0	0	0	0	0
518	Sandburg	0	0	0	0	0	0	0	0	0	0
506	Sauk Valley	0	0	0	0	0	0	0	0	0	0
531	Shawnee	0	0	0	0	8	0	0	0	0	0
510	South Suburban	0	0	0	0	0	0	20	1	0	0
533	Southeastern	0	0	0	35	41	0	0	0	0	0
534	Spoon River	0	0	31	0	0	0	0	0	0	0
504	Triton	0	0	12	0	0	0	18	0	20	0
516	Waubonsee	0	0	0	0	0	0	4	0	0	0
539	Wood	0	0	19	0	0	0	0	0	0	0
	TOTALS	80	15	443	35	49	2	212	1	25	3

SOURCE OF DATA: A1 Submission

Illinois Community College Board
Table III-3
ANNUAL UNDUPLICATED ENROLLMENT BY ACADEMIC PROGRAM BY COLLEGE
FOR FISCAL YEAR 1997

Dist. No.	District/College	Industrial Marketing 12 080702	Retailing 12 080705	General Marketing/Sales 12 080706	General Marketing Operations 12 080708	Distribution Operations, General 12 080709	Marketing-Recreational Services 12 080903	Insurance Marketing 12 081001	Travel Services Marketing 12 081105	Marketing & Distribution, Other 12 089999
522	Belleville	0	5	63	0	0	0	0	0	11
503	Black Hawk	0	28	0	0	0	0	0	0	0
508	Chicago	(0)	(0)	(67)	(0)	(0)	(0)	(0)	(21)	(0)
	Daley	0	0	12	0	0	0	0	0	0
	Kennedy-King	0	0	6	0	0	0	0	0	0
	Malcolm X	0	0	0	0	0	0	0	0	0
	Olive-Harvey	0	0	3	0	0	0	0	0	0
	Truman	0	0	8	0	0	0	0	0	0
	Washington	0	0	25	0	0	0	0	21	0
	Wilbur Wright	0	0	13	0	0	0	0	0	0
507	Danville	0	0	103	0	0	0	0	0	9
502	DuPage	0	0	184	0	71	0	0	506	0
509	Elgin	0	6	17	0	0	0	0	159	0
512	Harper	3	1	104	0	123	0	14	0	19
540	Heartland	0	0	0	0	0	0	0	0	0
519	Highland	0	0	5	0	0	0	0	0	0
514	Illinois Central	0	0	105	0	3	0	0	0	184
529	Illinois Eastern	(0)	(53)	(0)	(0)	(0)	(0)	(0)	(0)	(2)
	Frontier	0	1	0	0	0	0	0	0	0
	Lincoln Trail	0	0	0	0	0	0	0	0	0
	Olney Central	0	0	0	0	0	0	0	0	0
	Wabash	0	52	0	0	0	0	0	0	2
513	Illinois Valley	0	0	30	0	0	0	0	0	3
525	Joliet	0	4	86	0	0	0	0	0	1
520	Kankakee	0	0	3	0	0	0	0	0	0
501	Kaskaskia	0	2	0	0	0	0	0	0	0
523	Kishwaukee	0	2	0	0	0	0	0	0	1
532	Lake County	0	13	45	0	0	0	0	0	10
517	Lake Land	0	97	12	0	0	0	0	0	0
536	Lewis & Clark	0	0	0	0	0	0	0	0	4
526	Lincoln Land	0	0	17	0	0	0	0	0	0
530	Logan	0	5	60	0	0	0	0	106	0
528	McHenry	0	2	28	0	0	0	0	0	108
541	Metropolitan	0	0	0	0	0	0	0	0	0
524	Moraine Valley	0	40	0	0	3	19	0	166	0
527	Morton	0	0	0	0	0	0	0	0	0
535	Oakton	0	3	7	10	45	0	0	0	0
505	Parkland	0	10	43	0	0	0	0	29	21
515	Prairie State	0	0	0	0	0	0	0	0	0
521	Rend Lake	0	0	5	0	0	0	0	0	56
537	Richland	0	0	0	0	0	0	0	0	2
511	Rock Valley	0	0	55	0	0	0	0	0	0
518	Sandburg	0	0	34	0	0	0	0	0	0
506	Sauk Valley	0	0	19	0	0	0	0	0	0
531	Shawnee	0	0	0	0	0	0	0	0	0
510	South Suburban	0	0	64	0	0	0	0	0	0
533	Southeastern	0	0	0	0	0	0	0	0	0
534	Spoon River	0	0	0	0	0	0	0	0	10
504	Triton	0	8	68	0	32	0	0	0	6
516	Waubonsee	0	38	0	13	0	0	0	60	0
539	Wood	0	0	4	0	0	0	0	0	0
	TOTALS	3	317	1228	23	277	19	14	1047	447

SOURCE OF DATA: A1 Submission

Illinois Community College Board
Table III-3
ANNUAL UNDUPLICATED ENROLLMENT BY ACADEMIC PROGRAM BY COLLEGE
FOR FISCAL YEAR 1997

Dist. No.	District/College	Advertising 12 090201	Print Journalism 12 090401	Public Relations 12 090501	Radio/Television, General 12 090701	Educational Media Technology 12 100101	Radio & Television Production 12 100104	Vocational Media Course Enrollees 12 109999	Funeral Services 12 120301	Cosmetology 12 120403	Massage 12 120405
522	Belleville	0	0	0	0	0	0	0	0	83	0
503	Black Hawk	0	0	0	0	0	15	0	0	0	0
508	Chicago	(0)	(0)	(0)	(127)	(0)	(0)	(0)	(75)	(372)	(0)
	Daley	0	0	0	0	0	0	0	0	0	0
	Kennedy-King	0	0	0	127	0	0	0	0	0	0
	Malcolm X	0	0	0	0	0	0	0	75	0	0
	Olive-Harvey	0	0	0	0	0	0	0	0	0	0
	Truman	0	0	0	0	0	0	0	0	372	0
	Washington	0	0	0	0	0	0	0	0	0	0
	Wilbur Wright	0	0	0	0	0	0	0	0	0	0
507	Danville	0	0	0	0	0	0	0	0	0	0
502	DuPage	0	0	0	0	213	0	0	0	0	0
509	Elgin	0	0	0	0	0	0	0	0	0	0
512	Harper	0	56	0	0	0	0	0	0	0	0
540	Heartland	0	0	0	0	0	0	0	0	0	0
519	Highland	0	0	0	0	0	0	0	0	41	0
514	Illinois Central	0	0	0	0	0	0	0	0	0	0
529	Illinois Eastern	(0)	(0)	(0)	(26)	(0)	(0)	(0)	(0)	(62)	(0)
	Frontier	0	0	0	0	0	0	0	0	0	0
	Lincoln Trail	0	0	0	0	0	0	0	0	0	0
	Olney Central	0	0	0	0	0	0	0	0	40	0
	Wabash	0	0	0	26	0	0	0	0	22	0
513	Illinois Valley	0	0	0	0	0	0	0	0	0	0
525	Joliet	0	0	0	0	0	0	0	0	0	0
520	Kankakee	0	0	0	0	0	0	0	0	0	0
501	Kaskaskia	0	0	0	0	0	0	0	0	66	0
523	Kishwaukee	0	0	0	0	0	0	0	0	0	20
532	Lake County	0	0	0	0	0	0	0	0	0	0
517	Lake Land	0	0	0	45	0	0	0	0	104	0
536	Lewis & Clark	0	0	0	53	0	0	0	0	0	0
526	Lincoln Land	0	0	0	0	0	0	0	0	0	0
530	Logan	0	0	0	0	0	0	0	0	98	0
528	McHenry	0	0	0	0	0	0	0	0	0	0
541	Metropolitan	0	0	0	0	0	0	0	0	0	0
524	Moraine Valley	0	0	0	0	0	0	0	0	0	0
527	Morton	0	0	0	0	0	0	0	0	0	0
535	Oakton	0	0	0	0	0	0	0	0	0	0
505	Parkland	17	8	2	31	0	8	8	0	0	0
515	Prairie State	0	0	0	0	0	0	0	0	0	0
521	Rend Lake	0	0	0	0	0	0	0	0	0	0
537	Richland	0	0	0	0	0	0	0	0	0	0
511	Rock Valley	0	0	0	0	0	0	0	0	0	0
518	Sandburg	0	0	0	0	0	0	0	47	50	0
506	Sauk Valley	0	0	0	0	0	0	0	0	0	0
531	Shawnee	0	0	0	0	0	0	0	0	41	0
510	South Suburban	0	0	0	0	0	0	1	0	33	0
533	Southeastern	0	0	0	0	0	0	0	0	39	0
534	Spoon River	0	0	0	0	0	0	0	0	0	0
504	Triton	0	0	0	0	0	4	1	0	0	0
516	Waubonsee	0	0	0	0	0	0	0	0	0	0
539	Wood	0	0	0	0	0	1	0	0	11	0
	TOTALS	17	64	2	282	213	28	10	122	1000	20

SOURCE OF DATA: A1 Submission

Illinois Community College Board
Table III-3
ANNUAL UNDUPLICATED ENROLLMENT BY ACADEMIC PROGRAM BY COLLEGE
FOR FISCAL YEAR 1997

Dist. No.	District/College	Make-Up Artist 12 120406	Baker/Pastry Chef 12 120501	Culinary Arts/Chef Training 12 120503	Food & Beverage/Restaurant Operations Manager 12 120504	Teacher Assistant/Aide 12 131501	Civil Technology 12 150201	Computer Technology 12 150301	Electronic Technology 12 150303	Laser/Optical Technology 12 150304	Telecommunication Electronics Technology 12 150310
522	Belleville	0	0	25	76	0	0	0	9	0	0
503	Black Hawk	0	5	53	17	0	13	0	0	0	0
508	Chicago	(65)	(3)	(295)	(34)	(55)	(0)	(0)	(19)	(0)	(5)
	Daley	0	0	0	0	0	0	0	0	0	5
	Kennedy-King	0	3	295	34	20	0	0	0	0	0
	Malcolm X	0	0	0	0	12	0	0	0	0	0
	Olive-Harvey	0	0	0	0	0	0	0	0	0	0
	Truman	65	0	0	0	0	0	0	19	0	0
	Washington	0	0	0	0	23	0	0	0	0	0
	Wilbur Wright	0	0	0	0	0	0	0	0	0	0
507	Danville	0	0	0	0	18	0	0	0	0	0
502	DuPage	0	21	99	113	0	0	0	203	0	0
509	Elgin	0	0	227	20	2	0	0	126	0	0
512	Harper	0	2	17	80	0	0	0	127	0	0
540	Heartland	0	0	0	0	0	0	0	36	0	0
519	Highland	0	0	0	1	0	0	0	25	0	0
514	Illinois Central	0	0	58	0	0	0	0	217	0	0
529	Illinois Eastern	(0)	(0)	(50)	(0)	(49)	(0)	(0)	(44)	(0)	(82)
	Frontier	0	0	0	0	24	0	0	1	0	0
	Lincoln Trail	0	0	50	0	24	0	0	1	0	80
	Olney Central	0	0	0	0	1	0	0	0	0	2
	Wabash	0	0	0	0	0	0	0	42	0	0
513	Illinois Valley	0	0	34	0	0	0	0	52	0	0
525	Joliet	0	0	258	48	69	0	0	202	0	0
520	Kankakee	0	0	0	0	0	0	0	100	0	0
501	Kaskaskia	0	0	12	0	21	0	0	66	0	0
523	Kishwaukee	0	0	0	0	0	0	0	24	0	0
532	Lake County	0	0	2	89	0	34	0	134	0	0
517	Lake Land	0	0	0	0	0	93	0	71	0	43
536	Lewis & Clark	0	0	0	26	44	0	0	0	0	0
526	Lincoln Land	0	0	7	1	34	14	0	76	0	0
530	Logan	0	0	0	0	19	0	0	79	0	0
528	McHenry	0	0	0	0	0	0	0	125	0	0
541	Metropolitan	0	0	0	0	0	0	0	0	0	0
524	Moraine Valley	0	6	0	243	155	0	8	36	0	1
527	Morton	0	0	0	0	0	0	0	0	0	2
535	Oakton	0	0	0	42	0	0	0	187	0	0
505	Parkland	0	0	0	37	0	0	0	55	0	0
515	Prairie State	0	0	0	0	34	0	0	52	0	0
521	Rend Lake	0	0	110	0	0	0	113	27	0	0
537	Richland	0	0	0	0	0	0	0	0	0	0
511	Rock Valley	0	0	0	0	0	0	0	176	0	0
518	Sandburg	0	0	0	0	0	0	0	46	0	0
506	Sauk Valley	0	0	0	0	0	0	0	74	0	0
531	Shawnee	0	0	9	14	32	0	0	26	0	0
510	South Suburban	0	0	0	0	40	0	0	88	0	0
533	Southeastern	0	0	86	4	0	0	0	0	0	0
534	Spoon River	0	0	0	0	0	0	0	36	0	0
504	Triton	0	0	107	30	0	0	0	126	1	0
516	Waubonsee	0	0	0	0	0	0	0	60	0	0
539	Wood	0	0	0	0	0	0	0	75	0	0
	TOTALS	65	37	1449	875	572	154	121	2799	1	133

SOURCE OF DATA: A1 Submission

Illinois Community College Board
Table III-3
ANNUAL UNDUPLICATED ENROLLMENT BY ACADEMIC PROGRAM BY COLLEGE
FOR FISCAL YEAR 1997

Dist No.	District/College	Biomedical Equipment Technology 12 150401	Computer Servicing Technology 12 150402	Electromechanical Technology 12 150403	Instrumentation Technology 12 150404	Robotics Technology 12 150405	Fluid Power Technology 12 150410	Automated Manufacturing Technology 12 150411	Energy Conservation/Use Technology 12 150503	Water/Wastewater Technology 12 150506	Environmental & Pollution Tech/ Technician 12 150507
522	Belleville	0	0	0	0	0	0	0	0	0	0
503	Black Hawk	0	35	52	37	22	0	21	0	0	23
508	Chicago	(0)	(79)	(0)	(0)	(0)	(0)	(50)	(0)	(0)	(47)
	Daley	0	0	0	0	0	0	0	0	0	0
	Kennedy-King	0	0	0	0	0	0	0	0	0	0
	Malcolm X	0	0	0	0	0	0	0	0	0	0
	Olive-Harvey	0	79	0	0	0	0	0	0	0	0
	Truman	0	0	0	0	0	0	0	0	0	0
	Washington	0	0	0	0	0	0	0	0	0	0
	Wilbur Wright	0	0	0	0	0	0	50	0	0	47
507	Danville	0	0	0	0	0	0	0	0	0	0
502	DuPage	0	58	0	0	34	0	22	0	0	0
509	Elgin	0	0	0	0	0	0	29	0	0	0
512	Harper	0	9	13	0	0	0	22	0	0	0
540	Heartland	0	0	0	0	0	0	20	0	0	0
519	Highland	0	0	0	0	0	0	0	0	0	0
514	Illinois Central	0	0	0	0	13	0	4	0	8	0
529	Illinois Eastern	(0)	(0)	(0)	(0)	(0)	(0)	(0)	(0)	(0)	(0)
	Frontier	0	0	0	0	0	0	0	0	0	0
	Lincoln Trail	0	0	0	0	0	0	0	0	0	0
	Olney Central	0	0	0	0	0	0	0	0	0	0
	Wabash	0	0	0	0	0	0	0	0	0	0
513	Illinois Valley	0	0	0	0	19	0	14	0	0	0
525	Joliet	0	0	0	0	0	0	0	0	4	0
520	Kankakee	0	0	0	0	0	0	0	0	0	0
501	Kaskaskia	0	0	0	0	0	0	0	0	0	0
523	Kishwaukee	0	0	0	0	0	0	16	0	1	0
532	Lake County	0	0	5	0	0	0	15	0	21	0
517	Lake Land	0	0	28	0	0	0	0	0	17	0
536	Lewis & Clark	0	0	0	0	0	0	0	0	0	0
526	Lincoln Land	0	0	0	0	0	0	0	0	0	0
530	Logan	0	0	0	0	0	0	31	0	0	0
528	McHenry	0	0	0	0	0	0	0	0	0	0
541	Metropolitan	0	0	0	0	0	0	0	0	0	0
524	Moraine Valley	0	0	0	94	0	0	9	1	0	0
527	Morton	0	0	0	0	0	0	0	0	0	0
535	Oakton	23	16	0	0	0	0	59	0	0	0
505	Parkland	0	41	0	0	0	0	0	0	0	0
515	Prairie State	0	0	0	0	0	0	0	0	0	0
521	Rend Lake	0	0	0	0	0	0	0	0	0	0
537	Richland	8	0	0	0	0	0	27	0	0	0
511	Rock Valley	0	0	0	0	0	9	0	0	0	0
518	Sandburg	0	0	0	0	0	0	0	0	0	0
506	Sauk Valley	0	0	0	0	0	0	0	0	0	0
531	Shawnee	0	0	0	0	0	0	0	0	0	0
510	South Suburban	17	0	0	0	0	0	15	0	0	0
533	Southeastern	0	0	0	0	0	0	0	0	0	0
534	Spoon River	0	0	0	0	0	0	0	0	0	0
504	Triton	0	94	0	0	21	0	117	0	0	0
516	Waubonsee	0	0	0	0	18	0	2	0	3	14
539	Wood	0	0	0	0	0	0	0	0	0	0
	TOTALS	48	332	98	131	127	9	473	1	54	84

SOURCE OF DATA: A1 Submission

Illinois Community College Board
Table III-3
ANNUAL UNDUPLICATED ENROLLMENT BY ACADEMIC PROGRAM BY COLLEGE
FOR FISCAL YEAR 1997

Dist. No.	District/College	Industrial Technology 12 150603	Plastic Technology 12 150607	Metallurgical Technology/ Technician 12 150611	Occupational Safety & Health Technology 12 150701	Quality Control Technology 12 150702	Mechanical Design Technology 12 150805	Computer-Aided Design 12 150810	Coal Mining Technology 12 150901	Construction/Building Technology/ Technician 12 151001	Surveying 12 151102
522	Belleville	36	0	0	0	0	0	0	0	0	0
503	Black Hawk	145	0	0	0	0	28	22	0	0	1
508	Chicago	(0)	(0)	(0)	(0)	(0)	(0)	(111)	(0)	(0)	(0)
	Daley	0	0	0	0	0	0	105	0	0	0
	Kennedy-King	0	0	0	0	0	0	0	0	0	0
	Malcolm X	0	0	0	0	0	0	0	0	0	0
	Olive-Harvey	0	0	0	0	0	0	0	0	0	0
	Truman	0	0	0	0	0	0	0	0	0	0
	Washington	0	0	0	0	0	0	0	0	0	0
	Wilbur Wright	0	0	0	0	0	0	6	0	0	0
507	Danville	55	0	0	0	0	0	36	0	0	0
502	DuPage	179	61	0	8	0	0	67	0	0	0
509	Elgin	0	67	69	0	0	0	253	0	0	0
512	Harper	0	0	0	0	10	43	15	0	0	0
540	Heartland	0	0	0	0	0	0	60	0	0	0
519	Highland	16	0	0	0	0	0	40	0	0	0
514	Illinois Central	69	0	0	0	0	83	21	0	0	0
529	Illinois Eastern	(8)	(0)	(10)	(0)	(73)	(7)	(0)	(115)	(0)	(0)
	Frontier	0	0	0	0	43	0	0	0	0	0
	Lincoln Trail	0	0	0	0	29	7	0	0	0	0
	Olney Central	0	0	9	0	0	0	0	0	0	0
	Wabash	8	0	1	0	1	0	0	115	0	0
513	Illinois Valley	0	5	0	0	1	60	26	0	0	0
525	Joliet	406	0	0	0	0	98	0	0	0	0
520	Kankakee	10	0	0	0	0	0	63	0	0	0
501	Kaskaskia	0	0	0	0	0	0	3	0	0	1
523	Kishwaukee	0	0	0	0	5	1	56	0	0	0
532	Lake County	0	0	0	0	11	42	129	0	67	0
517	Lake Land	0	0	0	0	0	17	37	0	0	0
536	Lewis & Clark	11	0	0	0	0	0	84	0	0	0
526	Lincoln Land	0	0	0	0	0	0	0	0	0	11
530	Logan	0	0	0	0	0	0	69	0	0	0
528	McHenry	2	0	0	0	0	24	40	0	0	0
541	Metropolitan	0	0	0	0	0	0	0	0	0	0
524	Moraine Valley	0	0	5	0	107	236	21	0	0	0
527	Morton	0	0	0	0	0	0	4	0	0	0
535	Oakton	0	0	0	0	0	96	87	0	0	0
505	Parkland	16	0	0	0	0	0	26	0	0	0
515	Prairie State	27	0	0	0	0	40	21	0	0	0
521	Rend Lake	46	0	0	0	0	0	14	11	0	0
537	Richland	24	0	0	0	1	0	0	0	0	0
511	Rock Valley	136	0	0	0	77	0	199	0	0	0
518	Sandburg	9	0	0	0	0	22	13	0	0	0
506	Sauk Valley	42	0	0	0	7	39	12	0	0	0
531	Shawnee	0	0	0	0	0	0	0	0	0	0
510	South Suburban	0	0	0	0	0	0	52	0	0	0
533	Southeastern	0	0	0	0	0	0	0	2	0	5
534	Spoon River	0	0	0	0	0	0	0	0	0	0
504	Triton	0	4	27	1	0	40	122	0	0	0
516	Waubonsee	0	0	0	0	19	0	77	0	0	0
539	Wood	0	0	0	0	0	0	53	0	0	0
	TOTALS	1237	137	111	9	311	876	1833	128	67	18

SOURCE OF DATA: A1 Submission

Illinois Community College Board
Table III-3
ANNUAL UNDUPLICATED ENROLLMENT BY ACADEMIC PROGRAM BY COLLEGE
FOR FISCAL YEAR 1997

Dist. No.	District/College	Engineering-Related Technologies Course Enrollees 12 159999	Child Care & Development 12 200202	Fashion Design & Coordination 12 200306	Food Production Management, General 12 200401	Dietetic Aide/Assisting 12 200404	Home Furnishings/Eqpmt. Installers & Consultants, Other 12 200501	Elder Care Provider/Companion 12 200602	Custodial Services 12 200604	Home/Institutional Services Course Enrollees 12 209999	Legal Assisting 12 220103
522	Belleville	174	227	0	15	0	0	0	0	224	177
503	Black Hawk	0	227	0	0	0	30	0	0	0	86
508	Chicago	(124)	(1466)	(0)	(1445)	(71)	(0)	(0)	(0)	(0)	(0)
	Daley	2	210	0	0	10	0	0	0	0	0
	Kennedy-King	61	247	0	32	0	0	0	0	0	0
	Malcolm X	14	224	0	79	61	0	0	0	0	0
	Olive-Harvey	4	289	0	0	0	0	0	0	0	0
	Truman	2	179	0	0	0	0	0	0	0	0
	Washington	31	317	0	1334	0	0	0	0	0	0
	Wilbur Wright	10	0	0	0	0	0	0	0	0	0
507	Danville	76	82	0	0	0	0	0	0	0	0
502	DuPage	460	331	107	0	0	229	7	0	0	0
509	Elgin	0	19	0	0	0	0	5	0	0	230
512	Harper	328	195	82	0	66	165	0	0	230	273
540	Heartland	0	106	0	0	0	0	0	0	0	0
519	Highland	0	72	0	0	0	0	0	0	0	0
514	Illinois Central	84	296	0	0	8	44	0	0	26	176
529	Illinois Eastern	(12985)	(54)	(0)	(0)	(0)	(0)	(0)	(0)	(81)	(0)
	Frontier	5	0	0	0	0	0	0	0	0	0
	Lincoln Trail	60	1	0	0	0	0	0	0	47	0
	Olney Central	31	0	0	0	0	0	0	0	0	0
	Wabash	12889	53	0	0	0	0	0	0	34	0
513	Illinois Valley	129	116	0	0	0	0	0	38	246	0
525	Joliet	21	82	0	0	0	56	0	0	0	0
520	Kankakee	138	155	0	0	0	0	0	0	0	0
501	Kaskaskia	35	84	0	0	0	0	0	0	1	0
523	Kishwaukee	62	29	0	0	0	0	0	0	6	0
532	Lake County	597	266	0	0	0	0	0	0	0	0
517	Lake Land	0	102	0	0	0	0	0	0	0	0
536	Lewis & Clark	196	147	0	0	0	0	0	0	95	0
526	Lincoln Land	0	112	0	0	0	0	0	0	0	0
530	Logan	145	127	0	0	0	0	0	0	0	0
528	McHenry	185	115	0	0	0	0	0	0	40	0
541	Metropolitan	1	88	0	0	0	0	0	23	0	0
524	Moraine Valley	737	394	0	0	0	0	0	0	0	0
527	Morton	670	0	0	0	0	0	0	0	0	0
535	Oakton	0	571	0	0	0	0	0	0	0	0
505	Parkland	198	177	0	0	0	0	0	0	58	0
515	Prairie State	0	227	0	0	0	87	0	0	0	0
521	Rend Lake	10	97	0	0	0	0	0	0	33	0
537	Richland	140	119	0	0	0	0	0	0	0	0
511	Rock Valley	0	175	0	0	0	0	0	0	0	0
518	Sandburg	1	91	0	0	0	0	0	31	0	0
506	Sauk Valley	0	63	0	0	0	0	0	0	0	0
531	Shawnee	0	59	0	0	0	0	0	0	0	0
510	South Suburban	38	143	0	0	0	0	0	0	0	259
533	Southeastern	0	55	0	0	0	0	0	0	0	0
534	Spoon River	106	0	0	0	0	0	0	0	0	0
504	Triton	248	336	0	0	0	35	0	0	60	0
516	Waubonsee	259	119	0	0	0	0	0	0	0	0
539	Wood	14	100	0	0	10	0	0	0	6	0
	TOTALS	18161	7224	189	1460	155	646	12	92	1106	1201

SOURCE OF DATA: A1 Submission

Illinois Community College Board
Table III-3
ANNUAL UNDUPLICATED ENROLLMENT BY ACADEMIC PROGRAM BY COLLEGE
FOR FISCAL YEAR 1997

Dist. No.	District/College	Technical & Business Writing 12 231101	Library Assisting 12 250301	Library Course Enrollees 12 259999	Parks, Recreation, & Leisure Facilities Mgmt. 12 310301	Exercise Sciences/Physiology & Movement Studies 12 310505	Biological Technology 12 410101	Nuclear/Nuclear Power Tech/ Technician 12 410205	Chemical Technology 12 410301	Corrections 12 430102	Law Enforcement/Police Science 12 430107
522	Belleville	0	0	0	0	0	0	0	2	0	537
503	Black Hawk	9	16	0	0	0	0	0	0	0	120
508	Chicago	(0)	(6)	(0)	(3)	(0)	(29)	(0)	(15)	(77)	(436)
	Daley	0	0	0	0	0	0	0	0	0	240
	Kennedy-King	0	0	0	3	0	0	0	0	0	0
	Malcolm X	0	0	0	0	0	0	0	0	0	0
	Olive-Harvey	0	0	0	0	0	0	0	0	0	3
	Truman	0	0	0	0	0	29	0	15	0	33
	Washington	0	0	0	0	0	0	0	0	77	101
	Wilbur Wright	0	6	0	0	0	0	0	0	0	59
507	Danville	0	0	0	0	0	0	0	0	0	101
502	DuPage	0	133	0	19	0	0	0	0	0	280
509	Elgin	0	0	0	0	0	0	0	0	0	63
512	Harper	0	0	0	0	68	0	0	0	0	309
540	Heartland	0	0	0	0	0	0	0	0	0	0
519	Highland	0	0	0	0	0	0	0	0	0	0
514	Illinois Central	0	14	8	0	0	0	0	0	0	367
529	Illinois Eastern	(0)	(0)	(0)	(0)	(0)	(0)	(0)	(0)	(0)	(74)
	Frontier	0	0	0	0	0	0	0	0	0	4
	Lincoln Trail	0	0	0	0	0	0	0	0	0	2
	Olney Central	0	0	0	0	0	0	0	0	0	68
	Wabash	0	0	0	0	0	0	0	0	0	0
513	Illinois Valley	0	0	0	0	0	0	0	0	0	68
525	Joliet	0	2	0	0	0	0	51	0	71	123
520	Kankakee	0	0	0	0	0	0	0	0	0	202
501	Kaskaskia	0	0	0	0	0	0	0	0	0	135
523	Kishwaukee	0	0	0	0	0	0	0	0	0	42
532	Lake County	74	38	0	0	0	0	0	31	0	206
517	Lake Land	0	0	0	0	0	0	0	0	1	67
536	Lewis & Clark	0	14	0	0	0	0	0	0	0	145
526	Lincoln Land	0	0	0	0	0	0	0	0	40	495
530	Logan	0	0	0	0	0	0	0	0	0	338
528	McHenry	0	0	0	0	0	0	0	0	0	68
541	Metropolitan	0	0	0	0	0	0	0	0	0	23
524	Moraine Valley	0	0	0	86	0	0	0	0	0	910
527	Morton	0	0	0	0	0	0	0	0	0	27
535	Oakton	0	0	0	0	0	0	0	0	0	265
505	Parkland	0	0	0	0	0	0	0	0	0	169
515	Prairie State	0	0	0	0	0	0	0	0	0	186
521	Rend Lake	0	0	0	0	0	0	0	0	0	110
537	Richland	0	0	0	0	0	0	0	0	0	94
511	Rock Valley	7	9	0	0	0	0	0	0	0	114
518	Sandburg	0	0	0	0	0	0	0	0	0	56
506	Sauk Valley	0	0	0	0	0	0	0	0	20	93
531	Shawnee	0	0	0	0	0	0	0	0	0	45
510	South Suburban	0	0	0	0	0	0	0	0	0	213
533	Southeastern	0	0	0	0	0	0	0	0	13	72
534	Spoon River	0	0	0	0	0	0	0	0	2	20
504	Triton	0	0	0	2	0	0	0	0	1	827
516	Waubonsee	0	0	0	0	0	0	0	0	0	135
539	Wood	0	0	0	0	0	0	0	0	0	7
	TOTALS	90	232	8	110	68	29	51	48	225	7542

SOURCE OF DATA: A1 Submission

Illinois Community College Board
Table III-3
ANNUAL UNDUPLICATED ENROLLMENT BY ACADEMIC PROGRAM BY COLLEGE
FOR FISCAL YEAR 1997

Dist. No.	District/College	Security Services (Private) 12 430109	Fire Control/Safety Technology 12 430201	Fire Officer 12 430202	Firefighting 12 430203	Protective Services Course Enrollees 12 439999	Public Administration 12 440401	Social Work/Social Service 12 440701	Public/Social Services Course Enrollees 12 449999	Mason and Tilesetter 12 460101	Carpentry 12 460201
522	Belleville	6	143	0	140	0	0	0	22	36	245
503	Black Hawk	2	0	31	0	0	0	0	0	0	18
508	Chicago	(11)	(195)	(0)	(0)	(0)	(0)	(123)	(0)	(8)	(79)
	Daley	8	0	0	0	0	0	0	0	0	0
	Kennedy-King	0	0	0	0	0	0	85	0	8	79
	Malcolm X	0	0	0	0	0	0	0	0	0	0
	Olive-Harvey	0	0	0	0	0	0	0	0	0	0
	Truman	0	0	0	0	0	0	0	0	0	0
	Washington	3	195	0	0	0	0	38	0	0	0
	Wilbur Wright	0	0	0	0	0	0	0	0	0	0
507	Danville	0	0	0	0	0	0	47	38	0	0
502	DuPage	0	173	8	36	0	0	208	0	0	0
509	Elgin	0	186	0	0	0	0	357	0	0	0
512	Harper	2	95	0	0	0	0	0	210	0	0
540	Heartland	0	0	0	0	0	0	0	0	0	0
519	Highland	0	0	0	0	0	0	0	0	0	0
514	Illinois Central	4	158	0	0	121	0	0	22	0	0
529	Illinois Eastern	(0)	(0)	(0)	(124)	(0)	(0)	(44)	(3)	(0)	(0)
	Frontier	0	0	0	124	0	0	4	0	0	0
	Lincoln Trail	0	0	0	0	0	0	0	0	0	0
	Olney Central	0	0	0	0	0	0	1	0	0	0
	Wabash	0	0	0	0	0	0	39	3	0	0
513	Illinois Valley	0	5	0	0	14	0	0	0	0	0
525	Joliet	0	177	2	5	0	1	0	1	0	0
520	Kankakee	0	5	0	0	0	0	0	12	0	0
501	Kaskaskia	0	0	0	0	0	0	0	3	0	0
523	Kishwaukee	0	10	0	0	19	0	0	0	0	0
532	Lake County	0	94	0	0	0	0	44	4895	0	0
517	Lake Land	0	0	0	0	0	0	126	0	0	0
536	Lewis & Clark	0	46	0	0	0	0	0	647	0	0
526	Lincoln Land	5	47	0	7	0	0	0	0	0	0
530	Logan	0	0	0	0	0	0	0	254	0	0
528	McHenry	0	0	0	69	0	0	0	50	0	0
541	Metropolitan	0	0	0	0	0	0	0	0	0	0
524	Moraine Valley	146	95	11	62	0	0	0	118	0	0
527	Morton	0	0	0	0	0	0	0	0	0	0
535	Oakton	0	133	0	0	0	0	100	0	0	0
505	Parkland	0	33	0	0	15	0	0	0	0	0
515	Prairie State	0	33	0	0	0	0	0	0	0	0
521	Rend Lake	0	0	0	0	0	0	0	56	0	0
537	Richland	0	46	0	0	0	0	0	10	0	0
511	Rock Valley	0	4	34	0	0	0	184	0	6	0
518	Sandburg	0	0	0	0	0	0	7	0	0	0
506	Sauk Valley	0	0	0	0	0	0	34	0	0	0
531	Shawnee	8	5	0	0	0	0	47	182	0	0
510	South Suburban	0	29	0	0	1	0	158	125	0	0
533	Southeastern	0	0	0	64	0	0	0	0	0	0
534	Spoon River	0	0	0	0	0	0	0	0	0	0
504	Triton	1	96	0	0	36	0	0	0	0	0
516	Waubonsee	2	43	0	20	0	0	42	11	0	0
539	Wood	0	32	0	0	0	0	0	62	0	0
	TOTALS	187	1883	86	527	206	1	1521	6721	50	342

SOURCE OF DATA: A1 Submission

Illinois Community College Board
Table III-3
ANNUAL UNDUPLICATED ENROLLMENT BY ACADEMIC PROGRAM BY COLLEGE
FOR FISCAL YEAR 1997

Dist. No.	District/College	Electrician 12 460302	Building/Property Maintenance 12 460401	Construction/Cement Mason 12 460402	Construction Inspection 12 460403	Glazing 12 460406	Painter & Wallcoverer 12 460408	Plumber & Pipefitter 12 460501	Construction Trades 12 461000	Construction Trades Course Enrollees 12 469999	Electrical/Electronics Equipment Repair, General 12 470101
522	Belleville	230	0	16	0	0	16	48	81	0	0
503	Black Hawk	5	0	0	0	0	0	0	22	0	0
508	Chicago	(0)	(59)	(0)	(0)	(0)	(0)	(0)	(0)	(0)	(81)
	Daley	0	59	0	0	0	0	0	0	0	0
	Kennedy-King	0	0	0	0	0	0	0	0	0	80
	Malcolm X	0	0	0	0	0	0	0	0	0	0
	Olive-Harvey	0	0	0	0	0	0	0	0	0	0
	Truman	0	0	0	0	0	0	0	0	0	0
	Washington	0	0	0	0	0	0	0	0	0	0
	Wilbur Wright	0	0	0	0	0	0	0	0	0	1
507	Danville	0	0	0	0	0	0	0	0	0	0
502	DuPage	0	56	0	0	0	0	0	0	0	0
509	Elgin	0	0	0	0	0	0	0	0	0	0
512	Harper	0	0	0	24	0	0	0	0	0	0
540	Heartland	0	0	0	0	0	0	0	0	0	0
519	Highland	0	0	0	0	0	0	0	0	0	0
514	Illinois Central	0	0	0	0	0	0	0	157	0	0
529	Illinois Eastern	(0)	(0)	(0)	(0)	(0)	(0)	(0)	(0)	(0)	(0)
	Frontier	0	0	0	0	0	0	0	0	0	0
	Lincoln Trail	0	0	0	0	0	0	0	0	0	0
	Olney Central	0	0	0	0	0	0	0	0	0	0
	Wabash	0	0	0	0	0	0	0	0	0	0
513	Illinois Valley	60	0	0	0	0	0	0	0	0	0
525	Joliet	9	0	0	0	0	0	0	54	0	0
520	Kankakee	0	0	0	0	0	0	0	0	0	0
501	Kaskaskia	0	0	0	0	0	0	0	18	0	0
523	Kishwaukee	6	8	0	0	0	0	0	0	0	0
532	Lake County	0	0	0	0	0	0	0	0	0	0
517	Lake Land	0	54	0	0	0	0	0	103	0	0
536	Lewis & Clark	31	0	0	0	0	0	0	0	0	0
526	Lincoln Land	0	1	0	0	0	0	0	0	0	0
530	Logan	0	0	0	0	0	0	0	0	0	1
528	McHenry	0	0	0	0	0	0	0	0	0	0
541	Metropolitan	0	0	0	0	0	0	0	0	0	0
524	Moraine Valley	0	0	0	0	0	0	0	0	0	0
527	Morton	0	0	0	0	0	0	0	0	0	0
535	Oakton	0	54	0	0	0	0	0	14	0	0
505	Parkland	0	18	0	0	0	0	0	92	51	0
515	Prairie State	205	0	0	0	0	0	0	0	0	0
521	Rend Lake	0	8	0	0	0	0	0	34	10	0
537	Richland	0	0	0	0	0	0	0	0	0	0
511	Rock Valley	93	0	0	0	4	1	0	72	0	0
518	Sandburg	0	0	0	0	0	0	0	0	0	0
506	Sauk Valley	0	1	0	0	0	0	0	0	0	0
531	Shawnee	0	0	0	0	0	0	0	0	0	0
510	South Suburban	0	0	0	17	0	0	0	99	44	0
533	Southeastern	0	38	0	0	0	0	0	71	0	0
534	Spoon River	0	0	0	0	0	0	0	0	0	0
504	Triton	23	0	0	0	0	0	0	124	13	0
516	Waubonsee	54	0	0	0	0	0	0	0	0	0
539	Wood	0	0	0	0	0	0	0	0	0	0
	TOTALS	716	297	16	41	4	17	48	941	118	82

SOURCE OF DATA: A1 Submission

Illinois Community College Board
Table III-3
ANNUAL UNDUPLICATED ENROLLMENT BY ACADEMIC PROGRAM BY COLLEGE
FOR FISCAL YEAR 1997

Dist. No.	District/College	Communications Electronics 12 470103	Computer Electronics Maintenance/Repair 12 470104	Industrial Electronics 12 470105	Major Appliance Repair 12 470106	Heating, Air Conditioning, & Refrigeration Mechanic 12 470201	Heavy Equipment Maintenance/ Repair 12 470302	Industrial Equipment Maintenance/ Repair 12 470303	Stationary Energy Sources Installer/Operator 12 470501	Automotive Body Repair 12 470603	Automotive Mechanics 12 470604
522	Belleville	46	51	100	13	260	0	0	13	0	0
503	Black Hawk	0	0	0	0	20	0	1	0	9	72
508	Chicago	(0)	(65)	(13)	(83)	(75)	(0)	(80)	(0)	(6)	(272)
	Daley	0	58	13	0	0	0	80	0	0	0
	Kennedy-King	0	0	0	0	75	0	0	0	1	132
	Malcolm X	0	0	0	0	0	0	0	0	0	0
	Olive-Harvey	0	7	0	0	0	0	0	0	0	0
	Truman	0	0	0	83	0	0	0	0	5	140
	Washington	0	0	0	0	0	0	0	0	0	0
	Wilbur Wright	0	0	0	0	0	0	0	0	0	0
507	Danville	0	0	53	0	0	0	49	0	0	27
502	DuPage	0	0	87	0	214	0	0	0	0	268
509	Elgin	0	0	0	0	176	0	1	0	0	105
512	Harper	0	1	25	0	96	0	0	0	0	0
540	Heartland	0	0	0	0	0	0	22	0	0	0
519	Highland	0	5	0	0	0	0	0	0	15	29
514	Illinois Central	15	8	9	0	69	0	19	0	0	138
529	Illinois Eastern	(2)	(0)	(0)	(0)	(36)	(0)	(44)	(0)	(19)	(33)
	Frontier	0	0	0	0	0	0	0	0	0	0
	Lincoln Trail	2	0	0	0	36	0	0	0	0	0
	Olney Central	0	0	0	0	0	0	44	0	19	33
	Wabash	0	0	0	0	0	0	0	0	0	0
513	Illinois Valley	0	0	0	0	0	0	7	0	0	99
525	Joliet	0	0	222	0	43	30	0	0	0	83
520	Kankakee	0	0	58	0	51	0	28	0	0	43
501	Kaskaskia	0	0	0	0	1	0	80	0	27	27
523	Kishwaukee	0	0	0	0	0	0	0	0	14	25
532	Lake County	0	0	12	0	115	0	47	0	18	84
517	Lake Land	14	0	0	0	18	0	0	0	33	108
536	Lewis & Clark	0	53	38	0	0	0	3	0	0	86
526	Lincoln Land	0	0	61	0	114	0	0	0	50	87
530	Logan	0	0	0	0	60	0	50	0	36	46
528	McHenry	0	0	0	0	0	0	0	0	0	65
541	Metropolitan	0	0	0	0	0	0	0	0	0	7
524	Moraine Valley	0	0	0	0	200	0	29	0	0	174
527	Morton	0	0	0	0	11	0	0	0	0	6
535	Oakton	14	0	0	0	56	0	0	0	0	121
505	Parkland	0	0	19	0	0	0	0	0	0	75
515	Prairie State	0	6	38	0	109	0	43	0	0	114
521	Rend Lake	0	0	0	0	78	0	71	0	19	123
537	Richland	0	0	127	0	0	0	3	0	0	23
511	Rock Valley	0	35	0	0	0	0	0	0	0	58
518	Sandburg	0	0	0	0	0	0	0	0	17	30
506	Sauk Valley	0	0	44	0	35	0	0	0	0	0
531	Shawnee	0	0	6	0	0	0	0	0	0	26
510	South Suburban	0	0	0	0	0	0	0	0	0	0
533	Southeastern	0	1	20	0	7	0	106	0	34	61
534	Spoon River	0	0	0	0	0	0	0	0	0	31
504	Triton	0	30	0	0	246	0	9	62	0	434
516	Waubonsee	0	2	0	0	126	0	31	0	42	63
539	Wood	0	0	16	0	0	0	0	0	0	0
	TOTALS	91	257	948	96	2216	30	723	75	339	3043

SOURCE OF DATA: A1 Submission

Illinois Community College Board
Table III-3
ANNUAL UNDUPLICATED ENROLLMENT BY ACADEMIC PROGRAM BY COLLEGE
FOR FISCAL YEAR 1997

Dist. No.	District/College	Diesel Engine/Truck Mechanics 12 470605	Small Engine Repair 12 470606	Aviation Systems/Avionics Maintenance Technologist/ Technician 12 470609	Mechanics/Repairers Course Enrollees 12 479999	Architectural Drafting 12 480102	Electrical/Electronics Drafting 12 480104	Mechanical Drafting 12 480105	Graphic/Printing Equipment Operators, General 12 480201	Typesetting, Make-up, & Composition 12 480205	Lithography, Photography, & Platemaking 12 480206
522	Belleville	0	0	83	0	0	0	127	0	0	0
503	Black Hawk	22	0	0	0	0	0	21	0	0	0
508	Chicago	(0)	(0)	(46)	(0)	(51)	(0)	(76)	(0)	(1)	(62)
	Daley	0	0	46	0	11	0	5	0	0	0
	Kennedy-King	0	0	0	0	0	0	57	0	1	62
	Malcolm X	0	0	0	0	0	0	0	0	0	0
	Olive-Harvey	0	0	0	0	17	0	0	0	0	0
	Truman	0	0	0	0	0	0	14	0	0	0
	Washington	0	0	0	0	19	0	0	0	0	0
	Wilbur Wright	0	0	0	0	4	0	0	0	0	0
507	Danville	0	0	0	0	0	0	3	0	0	0
502	DuPage	0	0	0	0	264	0	0	0	2	124
509	Elgin	0	0	0	0	0	0	0	0	0	0
512	Harper	0	0	0	0	110	0	4	0	0	0
540	Heartland	0	0	0	0	0	0	0	0	0	0
519	Highland	0	0	0	0	0	0	0	0	0	0
514	Illinois Central	6	0	0	1	12	0	0	0	0	55
529	Illinois Eastern	(21)	(0)	(0)	(0)	(33)	(0)	(0)	(0)	(0)	(0)
	Frontier	0	0	0	0	1	0	0	0	0	0
	Lincoln Trail	0	0	0	0	31	0	0	0	0	0
	Olney Central	0	0	0	0	1	0	0	0	0	0
	Wabash	21	0	0	0	0	0	0	0	0	0
513	Illinois Valley	0	34	0	5	0	0	0	0	0	0
525	Joliet	0	0	0	0	0	0	0	0	0	0
520	Kankakee	0	0	0	0	0	0	0	0	0	0
501	Kaskaskia	0	3	0	0	56	0	0	0	0	0
523	Kishwaukee	1	0	0	15	0	0	0	0	0	0
532	Lake County	0	0	0	0	42	5	6	0	0	0
517	Lake Land	0	39	0	0	43	0	3	4	0	0
536	Lewis & Clark	0	0	0	0	0	0	0	0	0	0
526	Lincoln Land	0	0	11	0	59	0	0	0	0	0
530	Logan	0	0	0	0	0	0	0	0	0	0
528	McHenry	0	0	0	0	0	0	0	0	0	0
541	Metropolitan	0	0	0	0	0	0	0	0	0	0
524	Moraine Valley	0	0	0	0	0	0	24	0	0	0
527	Morton	0	0	0	0	0	0	2	0	0	0
535	Oakton	0	0	0	0	112	0	0	0	0	0
505	Parkland	0	0	0	106	0	0	9	0	0	0
515	Prairie State	0	0	0	0	0	0	28	0	0	0
521	Rend Lake	0	0	0	5	42	0	0	0	0	0
537	Richland	0	0	0	0	0	0	51	0	0	0
511	Rock Valley	0	0	47	0	0	0	0	0	0	0
518	Sandburg	13	0	0	0	0	0	0	0	0	0
506	Sauk Valley	0	0	0	0	0	0	0	0	0	0
531	Shawnee	1	0	0	0	2	0	0	0	0	0
510	South Suburban	0	0	0	0	15	0	19	0	0	47
533	Southeastern	37	2	0	0	1	0	1	0	0	13
534	Spoon River	0	0	0	0	0	0	0	0	0	0
504	Triton	8	0	0	207	48	0	12	0	4	253
516	Waubonsee	0	0	0	0	5	0	0	0	0	0
539	Wood	0	0	0	0	0	0	1	0	0	0
	TOTALS	109	78	187	339	895	5	387	4	7	554

SOURCE OF DATA: A1 Submission

Illinois Community College Board
Table III-3
ANNUAL UNDUPLICATED ENROLLMENT BY ACADEMIC PROGRAM BY COLLEGE
FOR FISCAL YEAR 1997

Dist. No.	District/College	Printing Press Operations 12 480208	Desktop Publishing Equipment Operator 12 480212	Machinist/Machine Technologist 12 480501	Industrial Blacksmithing 12 480502	Machine Tool Operation/ Machine Shop 12 480503	Pattemmaker 12 480505	Sheet Metal 12 480506	Tool & Die Making 12 480507	Welding, Brazing, & Soldering 12 480508	Numerical Control 12 480520
522	Belleville	0	66	31	2	196	0	37	0	339	0
503	Black Hawk	0	0	0	0	30	1	91	6	51	4
508	Chicago	(0)	(0)	(0)	(0)	(166)	(0)	(0)	(2)	(32)	(0)
	Daley	0	0	0	0	154	0	0	0	0	0
	Kennedy-King	0	0	0	0	3	0	0	2	32	0
	Malcolm X	0	0	0	0	0	0	0	0	0	0
	Olive-Harvey	0	0	0	0	0	0	0	0	0	0
	Truman	0	0	0	0	0	0	0	0	0	0
	Washington	0	0	0	0	0	0	0	0	0	0
	Wilbur Wright	0	0	0	0	9	0	0	0	0	0
507	Danville	0	0	0	0	8	0	0	0	65	0
502	DuPage	26	267	0	0	0	0	0	21	19	0
509	Elgin	0	3	0	0	85	0	0	7	17	0
512	Harper	0	0	0	0	7	0	0	0	0	0
540	Heartland	0	0	0	0	0	0	0	0	5	0
519	Highland	0	3	0	0	0	0	0	0	15	0
514	Illinois Central	0	1	0	0	35	0	0	0	104	7
529	Illinois Eastern	(0)	(0)	(0)	(0)	(46)	(0)	(15)	(0)	(1)	(0)
	Frontier	0	0	0	0	0	0	0	0	0	0
	Lincoln Trail	0	0	0	0	0	0	15	0	0	0
	Olney Central	0	0	0	0	0	0	0	0	1	0
	Wabash	0	0	0	0	46	0	0	0	0	0
513	Illinois Valley	0	11	0	0	1	0	0	12	0	0
525	Joliet	0	0	0	0	0	0	0	0	73	0
520	Kankakee	0	0	0	0	17	0	0	35	47	0
501	Kaskaskia	0	0	0	0	0	0	0	0	26	0
523	Kishwaukee	0	0	0	0	3	0	0	13	10	0
532	Lake County	0	0	0	0	50	0	0	0	36	0
517	Lake Land	0	20	0	0	0	0	0	0	54	0
536	Lewis & Clark	0	7	0	0	110	0	0	0	0	0
526	Lincoln Land	0	0	0	0	0	0	0	0	65	0
530	Logan	0	0	0	0	10	0	0	0	25	0
528	McHenry	0	0	0	0	44	0	0	0	0	0
541	Metropolitan	0	0	0	0	0	0	0	0	0	0
524	Moraine Valley	0	12	0	0	153	0	0	0	74	0
527	Morton	0	0	0	0	0	0	0	0	2	0
535	Oakton	0	110	0	0	231	0	0	0	0	0
505	Parkland	0	69	0	0	0	0	0	0	0	0
515	Prairie State	0	31	0	0	80	0	0	43	177	0
521	Rend Lake	0	0	0	0	0	0	0	0	55	0
537	Richland	0	0	0	0	19	0	0	0	69	0
511	Rock Valley	0	0	39	0	0	0	49	63	89	0
518	Sandburg	0	30	0	0	4	0	0	0	75	1
506	Sauk Valley	0	0	0	0	14	0	0	0	0	0
531	Shawnee	0	0	0	0	1	0	0	0	11	0
510	South Suburban	0	1	0	0	43	0	0	0	0	0
533	Southeastern	0	0	0	0	2	0	32	0	71	0
534	Spoon River	0	0	0	0	0	0	0	0	7	0
504	Triton	0	35	0	0	50	0	0	34	19	0
516	Waubonsee	0	10	0	0	50	0	0	0	12	0
539	Wood	0	0	1	0	0	0	0	0	0	0
	TOTALS	26	676	71	2	1455	1	224	236	1645	12

SOURCE OF DATA: A1 Submission

Illinois Community College Board
Table III-3
ANNUAL UNDUPLICATED ENROLLMENT BY ACADEMIC PROGRAM BY COLLEGE
FOR FISCAL YEAR 1997

Dist. No.	District/College	Precision Metal Workers 12 480599	Millwork & Cabinetmaking 12 480703	Precision Production Course Enrollees 12 489999	Airplane Piloting 12 490102	Aviation Management 12 490104	Truck & Bus Driving 12 490205	Marine Science/Merchant Marine Officer 12 490309	Railroad Technology 12 490410	Design & Visual Communications 12 500401	Commercial Photography 12 500406
522	Belleville	0	0	0	57	0	0	0	0	13	0
503	Black Hawk	0	0	0	0	0	39	0	0	44	0
508	Chicago	(0)	(0)	(0)	(0)	(0)	(0)	(0)	(0)	(26)	(1)
	Daley	0	0	0	0	0	0	0	0	16	1
	Kennedy-King	0	0	0	0	0	0	0	0	0	0
	Malcolm X	0	0	0	0	0	0	0	0	0	0
	Olive-Harvey	0	0	0	0	0	0	0	0	0	0
	Truman	0	0	0	0	0	0	0	0	0	0
	Washington	0	0	0	0	0	0	0	0	10	0
	Wilbur Wright	0	0	0	0	0	0	0	0	0	0
507	Danville	0	0	0	0	0	0	0	0	0	0
502	DuPage	0	0	0	0	0	0	0	0	463	259
509	Elgin	0	0	0	0	0	90	0	0	288	0
512	Harper	0	0	0	0	0	0	0	0	0	0
540	Heartland	0	0	0	0	0	0	0	0	0	0
519	Highland	0	0	0	0	0	0	0	0	0	0
514	Illinois Central	0	0	220	0	0	0	0	0	182	0
529	Illinois Eastern	(0)	(14)	(0)	(0)	(0)	(21)	(0)	(0)	(0)	(0)
	Frontier	0	0	0	0	0	0	0	0	0	0
	Lincoln Trail	0	0	0	0	0	0	0	0	0	0
	Olney Central	0	14	0	0	0	0	0	0	0	0
	Wabash	0	0	0	0	0	21	0	0	0	0
513	Illinois Valley	0	0	143	0	0	0	0	0	0	0
525	Joliet	0	0	0	0	0	0	0	0	0	0
520	Kankakee	0	0	0	0	0	0	0	0	0	0
501	Kaskaskia	0	0	0	0	0	0	0	0	0	0
523	Kishwaukee	0	0	176	0	0	0	0	0	0	0
532	Lake County	0	0	0	0	0	0	0	0	0	0
517	Lake Land	0	0	0	0	0	0	0	0	0	0
536	Lewis & Clark	0	0	0	0	0	0	0	0	0	0
526	Lincoln Land	0	0	0	0	10	0	0	0	0	0
530	Logan	0	0	0	0	0	0	0	0	0	0
528	McHenry	0	0	0	0	0	0	0	0	0	0
541	Metropolitan	0	0	0	0	0	0	0	0	0	0
524	Moraine Valley	0	0	0	0	0	0	0	0	0	0
527	Morton	0	0	0	0	0	0	0	0	0	0
535	Oakton	0	0	0	0	0	0	0	0	0	0
505	Parkland	0	0	55	0	0	59	0	0	45	0
515	Prairie State	0	0	0	2	0	0	0	0	85	90
521	Rend Lake	0	0	1	0	0	0	0	0	0	0
537	Richland	0	0	0	0	0	0	0	0	0	0
511	Rock Valley	0	0	0	0	0	0	0	0	0	0
518	Sandburg	0	0	0	0	0	0	0	17	0	0
506	Sauk Valley	0	0	0	0	0	0	0	0	0	0
531	Shawnee	0	0	0	0	0	56	24	0	0	0
510	South Suburban	0	0	1	4	0	0	0	0	6	0
533	Southeastern	0	0	0	0	0	0	0	0	0	0
534	Spoon River	0	0	0	0	0	0	0	0	0	0
504	Triton	0	0	342	0	0	53	0	0	115	0
516	Waubonsee	1	0	0	0	0	0	0	0	0	0
539	Wood	0	0	0	0	0	41	0	0	0	0
	TOTALS	1	14	938	63	10	359	24	17	1267	350

SOURCE OF DATA: A1 Submission

Illinois Community College Board
Table III-3
ANNUAL UNDUPLICATED ENROLLMENT BY ACADEMIC PROGRAM BY COLLEGE
FOR FISCAL YEAR 1997

Dist. No.	District/College	Technical Theatre/Theatre Design & Stagecraft 12 500502	Sign Language Interpreter 12 510205	Dental Assistant 12 510601	Dental Hygienist 12 510602	Dental Laboratory Assistant 12 510603	Hospital/Health Facilities Administration 12 510702	Health Unit Coordinator/Ward Clerk 12 510703	Medical Records Technology/ Technician 12 510707	Medical Transcription 12 510708	Medical Assistant 12 510801
522	Belleville	0	0	0	0	0	0	19	67	0	131
503	Black Hawk	0	14	3	0	0	0	0	0	0	0
508	Chicago	(4)	(0)	(0)	(32)	(0)	(0)	(0)	(67)	(119)	(0)
	Daley	0	0	0	0	0	0	0	0	0	0
	Kennedy-King	4	0	0	32	0	0	0	0	119	0
	Malcolm X	0	0	0	0	0	0	0	0	0	0
	Olive-Harvey	0	0	0	0	0	0	0	0	0	0
	Truman	0	0	0	0	0	0	0	67	0	0
	Washington	0	0	0	0	0	0	0	0	0	0
	Wilbur Wright	0	0	0	0	0	0	0	0	0	0
507	Danville	0	0	0	0	0	0	0	0	0	0
502	DuPage	0	0	0	0	0	3	0	116	125	1
509	Elgin	0	0	63	0	0	0	0	0	26	0
512	Harper	0	142	0	160	0	0	0	0	17	54
540	Heartland	0	0	0	0	0	0	0	0	0	0
519	Highland	0	0	0	0	0	0	0	0	16	0
514	Illinois Central	0	54	36	146	0	18	0	8	37	0
529	Illinois Eastern	(0)	(0)	(0)	(0)	(0)	(0)	(0)	(0)	(5)	(0)
	Frontier	0	0	0	0	0	0	0	0	0	0
	Lincoln Trail	0	0	0	0	0	0	0	0	0	0
	Olney Central	0	0	0	0	0	0	0	0	5	0
	Wabash	0	0	0	0	0	0	0	0	0	0
513	Illinois Valley	0	0	16	0	0	0	0	0	0	0
525	Joliet	0	0	0	0	0	0	0	0	65	0
520	Kankakee	0	0	0	0	0	0	0	0	0	0
501	Kaskaskia	0	0	29	0	0	0	0	0	0	0
523	Kishwaukee	0	0	0	0	0	0	0	0	19	0
532	Lake County	0	0	0	0	0	0	0	40	18	0
517	Lake Land	0	0	0	95	0	0	0	0	0	0
536	Lewis & Clark	0	0	31	38	0	0	23	0	0	0
526	Lincoln Land	0	0	0	0	0	0	0	0	18	0
530	Logan	0	54	45	0	0	0	0	8	55	0
528	McHenry	0	0	0	0	0	0	0	0	18	0
541	Metropolitan	0	0	0	0	0	0	5	0	0	0
524	Moraine Valley	0	0	0	0	0	0	0	38	0	0
527	Morton	0	0	15	0	0	0	0	0	0	0
535	Oakton	0	0	0	0	0	0	0	61	47	0
505	Parkland	0	0	22	71	0	0	0	0	17	0
515	Prairie State	0	0	0	110	0	0	0	0	0	0
521	Rend Lake	0	0	0	0	0	0	0	11	0	0
537	Richland	0	0	0	0	0	0	0	0	0	0
511	Rock Valley	0	0	0	0	0	0	0	0	3	0
518	Sandburg	0	0	0	0	0	0	0	0	0	0
506	Sauk Valley	0	0	0	0	0	0	0	0	0	0
531	Shawnee	0	0	0	0	0	0	0	14	10	0
510	South Suburban	0	0	0	0	0	0	0	0	74	31
533	Southeastern	0	0	0	0	0	0	0	3	0	0
534	Spoon River	0	0	0	0	0	0	0	0	0	0
504	Triton	0	0	1	0	81	1	0	0	0	0
516	Waubonsee	0	167	0	0	0	0	0	0	5	0
539	Wood	0	0	0	0	0	0	0	0	11	0
	TOTALS	4	431	261	652	81	22	47	433	705	217

SOURCE OF DATA: A1 Submission

Illinois Community College Board
Table III-3
ANNUAL UNDUPLICATED ENROLLMENT BY ACADEMIC PROGRAM BY COLLEGE
FOR FISCAL YEAR 1997

Dist. No.	District/College	Occupational Therapy Assistant 12 510803	Pharmacy Technician/Assistant 12 510805	Physical Therapy Assistant 12 510806	Physician Assistant 12 510807	Veterinarian Assistant/Animal Health Technician 12 510808	Electronencephalograph Technology 12 510903	Emergency Medical Technology/ Technician 12 510904	Nuclear Medical Technology/ Technician 12 510905	Medical Radiologic Technology/ Technician 12 510907	Respiratory Therapy Technician 12 510908
522	Belleville	0	0	230	0	0	0	167	0	162	68
503	Black Hawk	0	5	188	0	0	5	47	0	60	40
508	Chicago	(32)	(76)	(0)	(79)	(0)	(0)	(106)	(0)	(164)	(46)
	Daley	0	0	0	0	0	0	0	0	0	0
	Kennedy-King	0	0	0	0	0	0	0	0	0	0
	Malcolm X	0	76	0	79	0	0	104	0	87	24
	Olive-Harvey	0	0	0	0	0	0	0	0	0	22
	Truman	0	0	0	0	0	0	0	0	0	0
	Washington	0	0	0	0	0	0	2	0	0	0
	Wilbur Wright	32	0	0	0	0	0	0	0	77	0
507	Danville	0	0	0	0	0	0	0	0	36	0
502	DuPage	229	0	68	0	0	0	73	28	227	111
509	Elgin	0	0	63	0	0	0	22	0	0	0
512	Harper	0	60	0	0	0	0	0	0	0	0
540	Heartland	0	0	0	0	0	0	0	0	0	0
519	Highland	0	0	0	0	0	0	0	0	0	0
514	Illinois Central	121	0	235	0	0	0	50	0	136	111
529	Illinois Eastern	(0)	(0)	(0)	(0)	(0)	(0)	(290)	(0)	(28)	(0)
	Frontier	0	0	0	0	0	0	286	0	0	0
	Lincoln Trail	0	0	0	0	0	0	0	0	1	0
	Olney Central	0	0	0	0	0	0	2	0	27	0
	Wabash	0	0	0	0	0	0	2	0	0	0
513	Illinois Valley	0	0	0	0	0	0	0	0	0	0
525	Joliet	0	0	0	0	0	0	0	0	0	0
520	Kankakee	0	0	102	0	0	0	162	0	82	36
501	Kaskaskia	0	0	92	0	0	0	0	0	101	37
523	Kishwaukee	0	0	0	0	0	0	0	0	48	0
532	Lake County	0	0	0	0	0	0	0	0	67	0
517	Lake Land	0	0	124	0	0	0	1	0	0	0
536	Lewis & Clark	0	0	0	0	0	0	0	0	0	0
526	Lincoln Land	0	0	32	0	0	0	0	0	24	10
530	Logan	24	0	0	0	0	0	56	0	0	0
528	McHenry	0	0	0	0	0	0	109	0	0	0
541	Metropolitan	0	0	0	0	0	0	2	0	0	0
524	Moraine Valley	0	0	0	0	0	0	446	0	75	41
527	Morton	0	0	74	0	0	0	0	0	0	0
535	Oakton	0	0	106	0	0	0	0	0	0	0
505	Parkland	37	0	0	0	63	0	10	0	25	29
515	Prairie State	0	0	0	0	0	0	179	0	0	0
521	Rend Lake	11	0	0	0	0	0	42	0	0	0
537	Richland	0	0	0	0	0	0	0	0	0	0
511	Rock Valley	0	30	0	0	0	0	0	0	0	72
518	Sandburg	0	0	0	0	0	0	54	0	73	0
506	Sauk Valley	0	0	0	0	0	0	0	0	97	0
531	Shawnee	9	0	0	0	0	0	0	0	0	0
510	South Suburban	111	80	0	0	0	0	243	0	59	0
533	Southeastern	12	0	0	0	0	0	93	0	0	0
534	Spoon River	0	0	0	0	0	0	0	0	0	0
504	Triton	0	0	29	0	0	0	0	58	124	59
516	Waubonsee	0	0	0	0	0	0	0	0	0	34
539	Wood	0	0	0	0	0	0	0	0	23	0
	TOTALS	586	251	1343	79	63	5	2152	86	1611	694

SOURCE OF DATA: A1 Submission

Illinois Community College Board
Table III-3
ANNUAL UNDUPLICATED ENROLLMENT BY ACADEMIC PROGRAM BY COLLEGE
FOR FISCAL YEAR 1997

Dist. No.	District/College	Surgical/Operating Room Technician 12 510909	Diagnostic Medical Sonography 12 510910	Renal Dialysis Technology/ Technician 12 510911	Computerized Tomograpahy 12 510913	Magnetic Resonance Imaging 12 510914	Medical Laboratory Technician 12 511004	Alcohol/Drug Abuse Counseling 12 511501	Psychiatric/Mental Health Services Technician 12 511502	Developmental Disabilities/ Habilitation Aide 12 511504	Nursing (R.N. Training) 12 511601
522	Belleville	0	0	0	0	0	53	0	0	0	359
503	Black Hawk	0	0	0	0	0	0	0	0	0	450
508	Chicago	(0)	(0)	(44)	(0)	(0)	(103)	(241)	(26)	(0)	(955)
	Daley	0	0	0	0	0	0	0	0	0	143
	Kennedy-King	0	0	0	0	0	0	0	17	0	265
	Malcolm X	0	0	44	0	0	103	0	0	0	191
	Olive-Harvey	0	0	0	0	0	0	0	0	0	180
	Truman	0	0	0	0	0	0	0	0	0	176
	Washington	0	0	0	0	0	0	241	9	0	0
	Wilbur Wright	0	0	0	0	0	0	0	0	0	0
507	Danville	0	0	0	0	0	0	27	0	0	0
502	DuPage	28	0	0	0	0	0	234	0	0	645
509	Elgin	53	0	0	0	0	36	12	3	0	738
512	Harper	0	0	0	0	0	0	0	0	0	596
540	Heartland	0	0	0	0	0	0	0	0	0	216
519	Highland	0	0	0	0	0	0	0	0	0	166
514	Illinois Central	121	0	0	0	0	85	0	0	0	680
529	Illinois Eastern	(0)	(0)	(0)	(0)	(0)	(0)	(0)	(0)	(0)	(211)
	Frontier	0	0	0	0	0	0	0	0	0	1
	Lincoln Trail	0	0	0	0	0	0	0	0	0	0
	Olney Central	0	0	0	0	0	0	0	0	0	209
	Wabash	0	0	0	0	0	0	0	0	0	1
513	Illinois Valley	0	0	0	0	0	0	0	0	0	142
525	Joliet	0	0	0	0	0	0	0	0	0	414
520	Kankakee	0	0	0	0	0	39	0	0	0	318
501	Kaskaskia	1	0	0	0	0	0	0	0	1	329
523	Kishwaukee	0	0	0	0	0	0	0	0	0	105
532	Lake County	0	0	0	0	0	90	124	0	0	332
517	Lake Land	0	0	0	0	0	0	0	0	0	239
536	Lewis & Clark	0	0	0	0	0	34	0	0	0	228
526	Lincoln Land	0	0	0	0	0	0	0	0	0	165
530	Logan	0	0	0	0	0	15	0	0	0	82
528	McHenry	0	0	0	0	0	0	0	0	4	0
541	Metropolitan	0	0	0	0	0	0	31	0	0	2
524	Moraine Valley	0	0	0	0	0	41	204	0	0	205
527	Morton	0	0	0	0	0	0	0	0	0	123
535	Oakton	0	0	0	0	0	33	37	0	0	176
505	Parkland	16	0	0	0	0	0	0	0	0	360
515	Prairie State	47	0	0	0	0	0	81	52	0	516
521	Rend Lake	0	0	0	0	0	14	0	0	0	58
537	Richland	18	0	0	0	0	0	0	0	0	168
511	Rock Valley	0	0	0	0	0	0	0	0	0	400
518	Sandburg	0	0	0	0	0	0	0	0	0	238
506	Sauk Valley	0	0	0	0	0	33	0	0	0	152
531	Shawnee	0	0	0	0	0	5	0	0	0	56
510	South Suburban	0	22	0	0	0	0	0	2	0	269
533	Southeastern	0	0	0	0	0	8	0	37	0	97
534	Spoon River	0	0	0	0	0	0	0	0	0	61
504	Triton	74	62	0	36	57	0	130	0	0	478
516	Waubonsee	0	0	0	0	0	0	25	0	0	375
539	Wood	0	0	0	0	0	10	0	0	0	62
	TOTALS	358	84	44	36	57	599	1,146	120	5	11,166

SOURCE OF DATA: A1 Submission

Illinois Community College Board
Table III-3
ANNUAL UNDUPLICATED ENROLLMENT BY ACADEMIC PROGRAM BY COLLEGE
FOR FISCAL YEAR 1997

Dist. No.	District/College	Practical Nurse (L.P.N. Training) 12 511613	Nurse Assistant/Aide 12 511614	Home Health Aide 12 511615	Opticianry/Dispensing Optician 12 511801	Ophthalmic Medical Technologist 12 511803	Medical Laboratory Aide/ Phlebotomy 12 512602	Therapeutic Recreational Assisting 12 512604	Allied Health Course Enrollees 12 519999	Business Administration & Management, General 12 520201	Purchasing, Procurement, & Contracts Mgmt. 12 520202
522	Belleville	0	61	0	0	0	0	0	237	338	0
503	Black Hawk	118	41	0	0	0	0	0	0	178	0
508	Chicago	(820)	(317)	(0)	(0)	(0)	(0)	(0)	(0)	(192)	(0)
	Daley	0	32	0	0	0	0	0	0	58	0
	Kennedy-King	777	285	0	0	0	0	0	0	15	0
	Malcolm X	0	0	0	0	0	0	0	0	4	0
	Olive-Harvey	0	0	0	0	0	0	0	0	60	0
	Truman	0	0	0	0	0	0	0	0	18	0
	Washington	0	0	0	0	0	0	0	0	13	0
	Wilbur Wright	43	0	0	0	0	0	0	0	24	0
507	Danville	54	37	0	0	0	0	0	55	0	0
502	DuPage	9	254	0	0	0	0	0	0	343	0
509	Elgin	1	0	0	0	0	0	0	0	159	0
512	Harper	3	0	0	0	0	0	0	398	29	0
540	Heartland	52	0	0	0	0	0	0	0	0	0
519	Highland	106	38	0	0	0	0	0	0	78	0
514	Illinois Central	136	62	0	0	0	0	0	121	471	0
529	Illinois Eastern	(71)	(134)	(0)	(0)	(0)	(0)	(0)	(0)	(37)	(0)
	Frontier	0	70	0	0	0	0	0	0	0	0
	Lincoln Trail	0	26	0	0	0	0	0	0	37	0
	Olney Central	70	16	0	0	0	0	0	0	0	0
	Wabash	1	22	0	0	0	0	0	0	0	0
513	Illinois Valley	49	71	0	0	0	0	0	49	60	0
525	Joliet	0	112	0	0	0	0	0	584	0	0
520	Kankakee	169	38	0	0	0	0	0	332	195	0
501	Kaskaskia	90	37	0	0	0	0	0	1	136	0
523	Kishwaukee	0	45	0	0	0	0	0	48	33	0
532	Lake County	0	1	0	0	0	0	0	663	398	0
517	Lake Land	116	73	0	0	0	0	0	0	19	0
536	Lewis & Clark	37	136	0	0	0	0	0	134	125	0
526	Lincoln Land	0	90	0	0	0	0	0	0	203	0
530	Logan	145	61	0	0	0	0	0	1,182	0	0
528	McHenry	0	98	8	9	0	0	0	86	96	0
541	Metropolitan	0	30	0	0	0	0	0	0	0	0
524	Moraine Valley	0	0	0	0	0	137	65	38	782	0
527	Morton	0	49	0	0	0	0	0	0	19	0
535	Oakton	0	10	0	0	0	0	0	1	0	0
505	Parkland	55	36	0	0	0	0	0	669	200	0
515	Prairie State	0	59	0	0	0	0	0	0	0	0
521	Rend Lake	143	120	0	0	0	0	0	24	87	0
537	Richland	0	0	0	0	0	0	0	23	259	0
511	Rock Valley	0	206	0	0	0	0	0	0	472	0
518	Sandburg	88	101	0	0	0	0	0	0	5	23
506	Sauk Valley	54	23	0	0	0	0	0	0	79	0
531	Shawnee	107	26	0	0	0	0	0	3	20	0
510	South Suburban	97	95	0	0	0	0	0	1,052	0	0
533	Southeastern	199	0	0	0	0	0	0	0	87	0
534	Spoon River	67	121	0	0	0	0	0	2	0	0
504	Triton	291	185	0	0	56	0	25	88	344	0
516	Waubonsee	0	102	0	0	0	0	0	66	67	0
539	Wood	80	51	0	0	0	0	0	118	115	0
	TOTALS	3,157	2,920	8	9	56	137	90	5,974	5,626	23

SOURCE OF DATA: A1 Submission

Illinois Community College Board
Table III-3
ANNUAL UNDUPLICATED ENROLLMENT BY ACADEMIC PROGRAM BY COLLEGE
FOR FISCAL YEAR 1997

Dist. No.	District/College	Logistics & Materials Management 12 520203	Office Supervision & Management 12 520204	Operations Management & Supervision 12 520205	Accounting 12 520301	Accounting Technician 12 520302	Administrative Asst./Secretarial Science, General 12 520401	Executive Assistant/Secretary 12 520402	Legal Administrative Assistant/ Secretary 12 520403	Medical Administrative Assistant/ Secretary 12 520404	Court Reporter 12 520405
522	Belleville	0	0	0	0	123	191	0	34	17	0
503	Black Hawk	0	5	0	0	163	91	0	27	44	0
508	Chicago	(10)	(0)	(0)	(0)	(745)	(77)	(0)	(1)	(70)	(0)
	Daley	10	0	0	0	181	5	0	0	70	0
	Kennedy-King	0	0	0	0	51	17	0	1	0	0
	Malcolm X	0	0	0	0	37	9	0	0	0	0
	Olive-Harvey	0	0	0	0	86	46	0	0	0	0
	Truman	0	0	0	0	121	0	0	0	0	0
	Washington	0	0	0	0	202	0	0	0	0	0
	Wilbur Wright	0	0	0	0	67	0	0	0	0	0
507	Danville	0	10	0	0	104	19	55	0	77	0
502	DuPage	0	25	0	0	477	294	0	42	0	0
509	Elgin	0	10	1	0	129	66	97	14	16	0
512	Harper	0	0	0	0	254	27	88	25	4	0
540	Heartland	9	0	0	0	0	101	0	0	0	0
519	Highland	0	1	0	0	52	79	0	0	0	0
514	Illinois Central	5	10	0	0	282	137	1	0	100	37
529	Illinois Eastern	(0)	(0)	(0)	(0)	(41)	(83)	(16)	(0)	(16)	(13)
	Frontier	0	0	0	0	6	32	1	0	1	1
	Lincoln Trail	0	0	0	0	0	13	15	0	1	0
	Olney Central	0	0	0	0	34	29	0	0	14	0
	Wabash	0	0	0	0	1	9	0	0	0	12
513	Illinois Valley	0	0	0	0	69	0	0	0	0	0
525	Joliet	0	0	36	0	138	177	0	17	0	0
520	Kankakee	0	0	0	0	149	125	0	47	37	0
501	Kaskaskia	0	4	0	0	84	4	87	0	0	0
523	Kishwaukee	3	0	8	0	17	54	0	0	0	0
532	Lake County	0	0	0	2	293	188	0	0	0	0
517	Lake Land	0	4	0	0	117	55	0	15	34	0
536	Lewis & Clark	0	0	0	0	93	78	0	39	74	1
526	Lincoln Land	0	11	0	0	80	51	22	0	24	0
530	Logan	0	17	0	0	119	0	21	23	35	0
528	McHenry	0	0	82	0	136	99	0	4	0	0
541	Metropolitan	0	0	0	0	0	35	0	0	0	0
524	Moraine Valley	0	0	3	0	9	585	4	6	0	0
527	Morton	0	0	0	0	10	22	0	7	3	0
535	Oakton	23	7	91	0	361	257	58	0	0	0
505	Parkland	10	0	0	0	208	14	49	46	36	0
515	Prairie State	14	0	105	0	33	132	0	20	0	0
521	Rend Lake	0	0	0	0	16	53	0	20	32	0
537	Richland	1	0	0	0	2	220	0	0	1	0
511	Rock Valley	59	0	0	0	242	146	0	28	42	0
518	Sandburg	0	0	0	0	93	80	0	12	21	0
506	Sauk Valley	0	0	0	0	77	36	0	22	19	0
531	Shawnee	0	0	0	0	55	8	11	15	50	0
510	South Suburban	5	84	0	0	149	22	95	0	2	181
533	Southeastern	0	0	0	0	0	41	0	1	0	0
534	Spoon River	0	0	0	0	1	120	0	0	0	0
504	Triton	0	0	16	0	164	88	138	7	0	218
516	Waubonsee	63	0	17	0	200	85	42	18	26	0
539	Wood	0	0	0	0	41	52	18	8	16	0
	TOTALS	202	188	359	2	5,326	3,992	802	498	796	450

SOURCE OF DATA: A1 Submission

Illinois Community College Board
Table III-3
ANNUAL UNDUPLICATED ENROLLMENT BY ACADEMIC PROGRAM BY COLLEGE
FOR FISCAL YEAR 1997

Dist. No.	District/College	Information Processing/Data Entry Technician 12 520407	General Office/Clerical & Typing Services 12 520408	Enterprise Mgmt. & Operation, General 12 520701	Banking & Financial Support Services 12 520803	Investments & Securities 12 520807	Hospitality/Administration Management 12 520901	Hotel/Motel & Restaurant Management 12 520902	Human Resources Management 12 521001	Labor/Personnel Relations & Studies 12 521002
522	Belleville	640	24	59	39	0	0	0	0	0
503	Black Hawk	152	0	2	93	0	0	21	0	1
508	Chicago	(340)	(113)	(0)	(21)	(0)	(0)	(20)	(0)	(0)
	Daley	268	0	0	0	0	0	0	0	0
	Kennedy-King	71	76	0	0	0	0	0	0	0
	Malcolm X	0	0	0	0	0	0	0	0	0
	Olive-Harvey	0	0	0	0	0	0	0	0	0
	Truman	1	0	0	0	0	0	0	0	0
	Washington	0	0	0	21	0	0	20	0	0
	Wilbur Wright	0	37	0	0	0	0	0	0	0
507	Danville	35	3	0	0	0	0	0	0	0
502	DuPage	0	0	0	0	0	0	106	0	0
509	Elgin	6	1	0	0	0	0	0	0	0
512	Harper	1	15	15	52	0	0	4	0	0
540	Heartland	50	0	25	0	0	0	0	0	0
519	Highland	0	11	0	0	0	0	0	25	0
514	Illinois Central	205	38	0	60	0	0	0	0	0
529	Illinois Eastern	(233)	(0)	(0)	(5)	(0)	(0)	(0)	(0)	(0)
	Frontier	70	0	0	0	0	0	0	0	0
	Lincoln Trail	78	0	0	5	0	0	0	0	0
	Olney Central	57	0	0	0	0	0	0	0	0
	Wabash	28	0	0	0	0	0	0	0	0
513	Illinois Valley	80	20	0	0	0	0	0	0	0
525	Joliet	379	3	0	0	0	0	0	18	0
520	Kankakee	58	5	0	0	0	0	0	0	0
501	Kaskaskia	0	8	0	1	0	0	0	0	0
523	Kishwaukee	7	18	0	0	0	0	0	0	0
532	Lake County	94	0	0	0	0	0	0	0	0
517	Lake Land	93	33	0	0	0	0	0	0	0
536	Lewis & Clark	0	26	1	10	0	0	13	0	0
526	Lincoln Land	70	11	0	0	0	0	23	0	0
530	Logan	0	14	0	22	0	0	0	0	0
528	McHenry	60	0	11	0	0	0	0	0	0
541	Metropolitan	14	0	19	0	0	0	1	0	0
524	Moraine Valley	0	6	9	23	0	0	0	8	0
527	Morton	16	0	0	2	0	0	0	0	0
535	Oakton	0	0	0	39	19	0	142	5	0
505	Parkland	33	0	16	28	0	0	30	0	0
515	Prairie State	147	0	36	16	0	0	2	0	0
521	Rend Lake	27	0	15	0	0	0	0	0	0
537	Richland	152	0	0	0	0	0	0	0	0
511	Rock Valley	41	0	55	51	0	0	4	0	0
518	Sandburg	32	19	0	0	0	0	0	26	0
506	Sauk Valley	30	6	0	8	0	0	0	0	0
531	Shawnee	5	2	0	0	0	0	2	0	0
510	South Suburban	7	6	63	43	0	0	0	0	0
533	Southeastern	46	18	0	0	0	0	0	0	0
534	Spoon River	0	17	0	2	0	0	0	0	0
504	Triton	6	3	9	0	0	0	74	0	0
516	Waubonsee	124	26	60	58	0	2	0	0	0
539	Wood	10	31	0	0	0	0	0	0	0
	TOTALS	3,193	477	395	573	19	2	442	82	1

SOURCE OF DATA: A1 Submission

Illinois Community College Board
Table III-3
ANNUAL UNDUPLICATED ENROLLMENT BY ACADEMIC PROGRAM BY COLLEGE
FOR FISCAL YEAR 1997

Dist. No.	District/College	International Business 12 521101	MIS/Business Data Processing 12 521201	Business Computer Programming/ Programmer 12 521202	Business Systems Networking & Telecommunications 12 521204	Business Computer Facilities Operator 12 521205	Business Marketing/Marketing Management 12 521401	International Business Marketing 12 521403	Real Estate 12 521501	Business Mgmt. & Administrative Services Course Enrollees 12 529999
522	Belleville	0	0	134	0	2	0	0	17	1435
503	Black Hawk	0	0	201	0	2	0	0	0	0
508	Chicago	(0)	(0)	(1,127)	(0)	(0)	(0)	(0)	(1)	(2,058)
	Daley	0	0	245	0	0	0	0	0	79
	Kennedy-King	0	0	235	0	0	0	0	1	462
	Malcolm X	0	0	63	0	0	0	0	0	75
	Olive-Harvey	0	0	161	0	0	0	0	0	111
	Truman	0	0	229	0	0	0	0	0	75
	Washington	0	0	154	0	0	0	0	0	1,127
	Wilbur Wright	0	0	40	0	0	0	0	0	129
507	Danville	0	0	189	0	60	0	0	23	95
502	DuPage	0	0	646	0	22	0	0	106	0
509	Elgin	0	0	535	14	9	0	0	181	0
512	Harper	28	0	558	0	10	0	0	32	1,559
540	Heartland	0	178	41	0	0	0	0	0	0
519	Highland	0	0	24	0	0	0	0	0	104
514	Illinois Central	0	0	383	0	3	0	0	40	547
529	Illinois Eastern	(0)	(0)	(16)	(0)	(0)	(0)	(0)	(0)	(218)
	Frontier	0	0	0	0	0	0	0	0	153
	Lincoln Trail	0	0	16	0	0	0	0	0	4
	Olney Central	0	0	0	0	0	0	0	0	58
	Wabash	0	0	0	0	0	0	0	0	3
513	Illinois Valley	0	0	31	5	1	0	0	0	1,068
525	Joliet	0	0	147	0	0	0	0	38	1,007
520	Kankakee	0	0	141	0	0	0	0	0	266
501	Kaskaskia	0	0	70	0	0	0	0	0	52
523	Kishwaukee	0	0	4	0	0	0	0	8	222
532	Lake County	0	0	357	41	0	0	0	50	1,332
517	Lake Land	0	0	116	0	32	0	0	0	0
536	Lewis & Clark	0	0	119	0	0	0	0	0	788
526	Lincoln Land	0	0	212	14	0	0	0	21	0
530	Logan	0	0	167	0	0	0	0	105	71
528	McHenry	3	0	273	0	0	0	0	59	928
541	Metropolitan	0	0	9	0	13	0	0	0	0
524	Moraine Valley	0	0	557	24	0	0	0	0	441
527	Morton	0	0	17	0	0	0	0	1	0
535	Oakton	0	0	762	91	0	116	8	153	71
505	Parkland	6	17	237	138	0	0	0	13	972
515	Prairie State	0	0	277	0	106	0	0	52	0
521	Rend Lake	0	0	0	0	0	0	0	0	101
537	Richland	0	0	70	0	0	0	0	20	101
511	Rock Valley	16	0	525	0	0	0	0	2	0
518	Sandburg	0	0	81	0	0	0	0	10	0
506	Sauk Valley	0	0	69	0	11	0	0	2	0
531	Shawnee	0	0	91	0	0	0	0	0	0
510	South Suburban	0	0	230	0	0	0	0	10	36
533	Southeastern	0	0	63	0	0	0	0	76	0
534	Spoon River	0	0	45	0	0	0	0	0	100
504	Triton	0	0	255	0	29	0	0	49	1,026
516	Waubonsee	0	0	107	1	0	0	0	54	713
539	Wood	0	0	0	0	0	0	0	0	43
	TOTALS	53	195	8,886	328	300	116	8	1,123	15,354

SOURCE OF DATA: A1 Submission

Illinois Community College Board
Table III-3
ANNUAL UNDUPLICATED ENROLLMENT BY ACADEMIC PROGRAM BY COLLEGE
FOR FISCAL YEAR 1997

Dist. No.	District/College	General Studies	Vocational Skills	Adult Basic Education	Adult Secondary Education	English as a Second Language	Total
522	Belleville	0	119	1,942	328	0	21,784
503	Black Hawk	294	1,849	2,060	1,036	0	14,421
508	Chicago	(11,983)	(3,401)	(27,406)	(5,994)	(47,660)	(151,256)
	Daley	953	139	1,246	195	7,284	17,335
	Kennedy-King	1,520	85	4,693	1,189	2,128	15,474
	Malcolm X	1,321	103	11,123	1,769	5,857	25,205
	Olive-Harvey	1,582	506	3,887	1,366	2,229	14,962
	Truman	1,567	274	2,814	314	22,668	35,724
	Washington	3,924	352	173	114	133	18,923
	Wilbur Wright	1,116	1,942	3,470	1,047	7,361	23,633
507	Danville	0	283	270	156	0	4,412
502	DuPage	13,141	6,292	1,060	927	3,845	53,188
509	Elgin	0	1,969	2,487	220	0	16,044
512	Harper	480	107	3,814	3	0	26,544
540	Heartland	0	686	64	82	0	5,750
519	Highland	683	3,284	343	288	71	7,479
514	Illinois Central	423	29	388	3	0	19,211
529	Illinois Eastern	(11)	(5,223)	(334)	(204)	(0)	(26,727)
	Frontier	2	4,619	176	104	0	7,360
	Lincoln Trail	0	65	85	42	0	2,015
	Olney Central	1	73	67	29	0	2,031
	Wabash	8	466	6	29	0	15,321
513	Illinois Valley	190	0	497	270	0	6,669
525	Joliet	271	132	1,329	315	0	16,823
520	Kankakee	870	1,601	896	461	260	9,652
501	Kaskaskia	458	75	35	278	2	5,384
523	Kishwaukee	216	9	246	323	319	5,248
532	Lake County	418	382	33	243	683	23,803
517	Lake Land	0	2,406	410	233	0	9,347
536	Lewis & Clark	186	585	278	332	16	9,431
526	Lincoln Land	408	299	0	2	0	20,541
530	Logan	0	720	220	390	0	9,816
528	McHenry	0	61	269	282	1,147	9,843
541	Metropolitan	47	242	214	3	0	1,364
524	Moraine Valley	0	1,202	416	1,172	1,416	22,348
527	Morton	61	228	621	58	2,005	6,820
535	Oakton	20	3,894	3,423	337	4	25,598
505	Parkland	0	439	366	381	47	14,084
515	Prairie State	296	571	1,057	650	0	11,291
521	Rend Lake	0	4,408	15	398	0	9,335
537	Richland	23	0	457	130	0	5,787
511	Rock Valley	74	3,879	101	0	0	13,916
518	Sandburg	10	1,870	108	395	21	5,982
506	Sauk Valley	9	909	51	167	0	4,717
531	Shawnee	243	607	64	347	0	3,851
510	South Suburban	8	3,334	643	703	855	15,281
533	Southeastern	1,264	974	263	468	0	6,264
534	Spoon River	0	305	418	322	1	4,069
504	Triton	0	14,925	2,262	1,439	47	37,111
516	Waubonsee	746	263	2,254	630	0	12,209
539	Wood	0	17	93	345	17	3,914
	TOTALS	32,833	67,579	57,207	20,315	58,416	677,314

SOURCE OF DATA: A1 Submission

Illinois Community College Board
Table III-4
SUMMARY OF ANNUAL UNDUPLICATED HEADCOUNT ENROLLMENT BY AGE
FOR FISCAL YEAR 1997

Dist. No.	District/College	Mean Age	Median Age	16 & Under	17-20	21-24	25-30	31-39	40-55	Over 55	Unknown
522	Belleville	31	27	47	4,951	4,293	3,437	4,153	4,056	779	68
503	Black Hawk	31	27	64	3,681	2,667	2,334	2,395	2,266	839	175
508	Chicago	(31.13)	(27.57)	(326)	(26,302)	(31,042)	(32,351)	(30,178)	(23,492)	(7,465)	(100)
	Daley	29.81	26.58	18	3,426	3,982	3,743	3,305	2,424	428	9
	Kennedy-King	30.75	27.00	70	3,328	3,049	3,077	3,005	2,215	721	9
	Malcolm X	30.79	28.00	53	4,403	5,044	5,426	5,675	3,781	807	16
	Olive-Harvey	29.70	25.42	71	3,924	3,198	2,621	2,367	2,182	581	18
	Truman	33.91	29.50	66	4,442	6,778	8,188	7,175	5,544	3,520	11
	Washington	33.22	30.42	11	1,862	3,252	4,662	4,394	3,932	792	18
	Wilbur Wright	29.71	26.08	37	4,917	5,739	4,634	4,257	3,414	616	19
507	Danville	30.30	25.75	5	1,207	790	576	674	800	136	224
502	DuPage	32.68	27.63	93	11,099	10,815	8,655	8,733	9,677	3,828	288
509	Elgin	29.82	26.33	216	3,869	3,179	2,722	2,942	2,556	441	119
512	Harper	29.48	25.67	25	6,185	6,255	5,011	4,455	3,910	645	58
540	Heartland	28.40	24.00	12	1,388	1,687	928	878	736	114	7
519	Highland	36.33	35.08	19	1,311	833	886	1,516	2,140	694	80
514	Illinois Central	29.91	25.58	57	4,991	4,146	3,017	3,087	3,244	585	84
529	Illinois Eastern	(35.07)	(32.21)	(998)	(3,248)	(1,859)	(2,598)	(5,145)	(9,782)	(2,978)	(119)
	Frontier	34.38	32.17	917	1,325	481	750	1,248	1,765	783	91
	Lincoln Trail	33.32	28.58	25	505	278	282	360	377	185	3
	Olney Central	30.17	25.25	14	623	363	274	333	337	86	1
	Wabash	42.40	42.83	42	795	737	1,292	3,204	7,303	1,924	24
513	Illinois Valley	30.80	26.25	25	1,955	1,102	841	1,090	1,280	268	108
525	Joliet	30.11	25.83	53	4,759	3,188	2,325	2,923	3,134	438	3
520	Kankakee	30.92	26.75	253	2,452	1,470	1,335	1,567	1,842	446	287
501	Kaskaskia	29.61	25.67	17	1,579	927	772	976	920	121	72
523	Kishwaukee	28.36	24.08	19	1,313	1,500	861	779	650	119	7
532	Lake County	30.67	27.33	29	5,128	4,816	4,303	4,762	4,060	705	0
517	Lake Land	30.25	26.50	31	2,471	1,756	1,397	1,741	1,709	242	0
536	Lewis & Clark	29.18	24.42	123	2,902	1,621	1,277	1,433	1,353	312	410
526	Lincoln Land	32.23	29.25	7	2,873	2,545	2,408	2,976	3,172	557	6003
530	Logan	31.37	26.08	50	2,068	2,401	1,519	1,408	1,817	536	17
528	McHenry	30.39	26.58	45	2,474	1,908	1,501	1,777	1,830	273	35
524	Moraine Valley	28.75	25.33	7	323	318	294	208	182	25	7
527	Morton	27.92	23.58	30	6,659	5,473	3,319	3,250	2,790	316	511
535	Oakton	30.26	26.75	13	1,396	1,540	1,315	1,309	995	227	25
505	Parkland	33.66	29.25	25	4,567	5,070	4,005	4,207	5,745	1,976	3
515	Prairie State	28.79	24.17	49	3,610	3,778	2,255	2,101	1,904	355	32
521	Rend Lake	31.92	27.67	39	2,603	2,064	1,593	2,042	2,129	611	210
537	Richland	36.90	36.50	32	1,378	903	1,187	1,939	3,040	792	64
511	Rock Valley	30.27	26.33	15	1,560	1,060	876	1,001	1,066	154	55
518	Sandburg	31.85	28.50	33	2,926	2,488	2,305	2,729	2,914	521	0
506	Sauk Valley	32.95	29.08	30	1,350	960	807	1,059	1,240	410	126
531	Shawnee	31.94	27.33	18	1,230	809	612	805	966	264	13
510	South Suburban	31.73	27.17	41	1,058	614	475	654	796	213	0
533	Southeastern	31.78	28.25	58	3,208	2,695	2,238	2,692	3,171	620	599
534	Spoon River	31.22	28.25	84	1,346	1,006	1,124	1,281	1,121	238	64
601	State Community	29.48	24.00	12	1,118	1,017	543	592	552	174	61
504	Triton	31.75	28.58	144	5,065	4,717	4,857	5,164	5,247	1,043	10874
516	Waubonsee	29.70	25.58	118	3,093	2,616	2,017	2,072	1,945	346	2
539	Wood	30.55	26.00	3	1,102	734	564	683	665	163	0
	TOTALS/AVERAGE	31	28	3,265	141,798	128,662	111,440	119,376	120,894	30,969	20,910

SOURCE OF DATA: A1 Submission

Illinois Community College Board
Table III-5
SUMMARY OF ANNUAL UNDUPLICATED HEADCOUNT ENROLLMENT BY ETHNIC ORIGIN
FOR FISCAL YEAR 1997

Dist. No.	District/College	Asian or Pacific Islander	American Indian or Alaskan	Black Non-Hispanic	Hispanic	White Non-Hispanic	Non-Resident Alien	All Other or No Indication	Total
522	Belleville	458	184	2,242	405	18,407	88	0	21,784
503	Black Hawk	179	57	1,311	1,490	11,384	0	0	14,421
508	Chicago	(10,654)	(850)	(57,169)	(51,117)	(29,702)	(0)	(1,764)	(151,256)
	Daley	281	50	3,056	10,146	3,577	0	225	17,335
	Kennedy-King	421	92	12,463	1,962	491	0	45	15,474
	Malcolm X	1,246	158	15,227	6,755	1,619	0	200	25,205
	Olive-Harvey	95	94	11,413	3,008	306	0	46	14,962
	Truman	4,477	179	4,332	16,753	9,442	0	541	35,724
	Washington	2,585	171	8,358	2,806	4,486	0	517	18,923
	Wilbur Wright	1,549	106	2,320	9,687	9,781	0	190	23,633
507	Danville	36	6	397	72	3,901	0	0	4,412
502	DuPage	5,390	78	1,611	4,341	40,090	8	1,670	53,188
509	Elgin	645	32	582	3,351	11,403	31	0	16,044
512	Harper	2,182	54	795	4,024	18,718	771	0	26,544
540	Heartland	129	35	511	100	4,965	9	1	5,750
519	Highland	71	14	437	103	6,846	8	0	7,479
514	Illinois Central	310	54	1,634	316	16,888	9	0	19,211
529	Illinois Eastern	(96)	(34)	(403)	(193)	(25,884)	(21)	(96)	(26,727)
	Frontier	13	6	0	9	7,327	1	4	7,360
	Lincoln Trail	6	2	241	48	1,703	3	12	2,015
	Olney Central	12	3	14	4	1,983	14	1	2,031
	Wabash	65	23	148	132	14,871	3	79	15,321
513	Illinois Valley	76	16	189	457	5,931	0	0	6,669
525	Joliet	270	47	1,440	1,321	13,733	12	0	16,823
520	Kankakee	59	22	1,218	364	7,980	9	0	9,652
501	Kaskaskia	35	21	453	98	4,771	6	0	5,384
523	Kishwaukee	173	26	457	628	3,948	16	0	5,248
532	Lake County	1,000	102	2,017	3,156	16,172	1,356	0	23,803
517	Lake Land	69	35	640	146	8,440	17	0	9,347
536	Lewis & Clark	52	28	571	62	8,692	26	0	9,431
526	Lincoln Land	166	48	1,201	157	18,938	31	0	20,541
530	Logan	216	40	748	128	8,671	13	0	9,816
528	McHenry	110	9	21	1,310	8,360	33	0	9,843
524	Moraine Valley	5	3	1,327	3	26	0	0	1,364
527	Morton	327	144	1,015	1,150	18,460	1,252	0	22,348
535	Oakton	132	6	58	3,642	2,871	111	0	6,820
505	Parkland	3,559	77	928	1,570	19,464	0	0	25,598
515	Prairie State	584	51	1,755	358	10,715	621	0	14,084
521	Rend Lake	106	23	2,540	780	4,758	18	3,066	11,291
537	Richland	55	18	289	151	8,814	8	0	9,335
511	Rock Valley	69	17	750	87	4,862	2	0	5,787
518	Sandburg	329	56	937	858	11,700	36	0	13,916
506	Sauk Valley	21	15	414	168	5,341	23	0	5,982
531	Shawnee	38	20	54	280	4,325	0	0	4,717
510	South Suburban	34	10	487	39	3,281	0	0	3,851
533	Southeastern	147	52	5,243	1,391	8,349	99	0	15,281
534	Spoon River	20	19	1,524	244	4,418	2	37	6,264
601	State Community	79	15	219	42	3,684	30	0	4,069
504	Triton	1,209	97	5,355	4,471	25,930	49	0	37,111
516	Waubonsee	126	90	669	3,250	8,073	1	0	12,209
539	Wood	35	6	117	28	3,708	20	0	3,914
	TOTALS	29,251	2,511	99,728	91,851	442,603	4,736	6,634	677,314

SOURCE OF DATA: Annual Enrollment & Completion Data (A1)

Illinois Community College Board
Table III-6
HIGHEST DEGREE PREVIOUSLY EARNED FOR FISCAL YEAR 1997
ILLINOIS PUBLIC COMMUNITY COLLEGE STUDENTS

Dist. No.	District	GED	High School Diploma	Some College	Certificate	Assoc Degree	Bach Degree	Masters Degree	1st Prof* Degree	Doctoral Degree	Unknown/ Other	Total
522	Belleville	1,024	10,835	3,077	872	1,411	1,090	364	27	39	3,045	21,784
503	Black Hawk	1,234	6,426	1,162	380	443	667	194	10	21	3,884	14,421
508	Chicago	(5,918)	(54,916)	(0)	(0)	(81)	(430)	(139)	(1)	(7)	(89,764)	(151,256)
	Daley	804	6,481	0	0	7	98	75	1	3	9,866	17,335
	Kennedy-King	987	4,657	0	0	2	30	9	0	0	9,789	15,474
	Malcolm X	691	4,280	0	0	19	68	5	0	1	20,141	25,205
	Olive-Harvey	633	4,907	0	0	5	7	2	0	0	9,408	14,962
	Truman	874	11,304	0	0	3	17	5	0	0	23,521	35,724
	Washington	1,004	11,106	0	0	39	170	37	0	3	6,564	18,923
	Wright	925	12,181	0	0	6	40	6	0	0	10,475	23,633
507	Danville	372	2,493	0	88	159	123	31	5	4	1,137	4,412
502	DuPage	767	25,516	8,111	146	1,784	7,087	2,249	129	304	7,095	53,188
509	Elgin	290	5,386	3,199	229	913	195	31	3	4	5,794	16,044
512	Harper	0	14,825	0	59	318	1,457	165	0	32	9,688	26,544
540	Heartland	317	3,797	0	47	522	355	73	0	9	630	5,750
519	Highland	275	4,351	456	132	381	599	165	8	21	1,091	7,479
514	Illinois Central	1,000	9,708	3,288	530	1,990	1,028	289	3	34	1,341	19,211
529	Illinois Eastern	(1,233)	(12,651)	(0)	(530)	(915)	(393)	(80)	(10)	(5)	(10,910)	(26,727)
	Frontier	137	1,210	0	52	125	17	4	0	1	5,814	7,360
	Lincoln Trail	58	788	0	7	18	5	1	0	0	1,138	2,015
	Olney Central	116	920	0	13	43	5	2	0	1	931	2,031
	Wabash Valley	922	9,733	0	458	729	366	73	10	3	3,027	15,321
513	Illinois Valley	1	2	0	229	219	258	89	14	11	5,846	6,669
525	Joliet	350	10,437	0	0	48	78	6	0	1	5,903	16,823
520	Kankakee	452	4,035	2	388	379	320	114	3	18	3,941	9,652
501	Kaskaskia	0	0	0	0	0	0	0	0	0	5,384	5,384
523	Kishwaukee	91	586	2,845	138	288	166	23	3	6	1,102	5,248
532	Lake County	830	15,331	0	824	496	1,645	484	129	80	3,984	23,803
517	Lake Land	897	4,879	0	681	1,303	577	117	10	9	874	9,347
536	Lewis & Clark	290	2,753	2,621	234	366	225	68	3	10	2,861	9,431
526	Lincoln Land	751	10,071	8,324	45	690	220	44	1	11	384	20,541
530	Logan	1	5,334	2,529	121	385	7	0	0	0	1,439	9,816
528	McHenry	201	3,608	1,402	497	1,069	529	127	6	18	2,386	9,843
541	Metropolitan	0	418	0	0	0	0	0	0	0	946	1,364
524	Moraine Valley	549	11,057	3,878	276	460	664	137	19	55	5,253	22,348
527	Morton	200	1,794	323	66	118	133	43	5	3	4,135	6,820
535	Oakton	286	8,017	6,059	384	495	2,329	729	0	103	7,196	25,598
505	Parkland	762	8,721	0	216	546	922	264	17	52	2,584	14,084
515	Prairie State	280	3,065	1,459	217	162	333	123	5	13	5,634	11,291
521	Rend Lake	750	4,955	180	250	534	760	260	24	54	1,568	9,335
537	Richland	608	3,688	0	12	53	16	5	0	0	1,405	5,787
511	Rock Valley	526	6,117	2,011	302	637	472	96	2	10	3,743	13,916
518	Sandburg	35	2,645	3	274	412	25	4	1	0	2,583	5,982
506	Sauk Valley	193	2,922	250	281	517	114	49	8	12	371	4,717
531	Shawnee	326	2,393	91	61	95	130	76	3	10	666	3,851
510	South Suburban	25	5,341	1,724	400	899	202	29	0	1	6,660	15,281
533	Southeastern	1,126	2,150	359	164	183	172	63	6	6	2,035	6,264
534	Spoon River	285	2,365	148	71	71	76	25	8	4	1,016	4,069
504	Triton	689	11,034	0	880	1,702	0	0	0	0	22,806	37,111
516	Waubonsee	490	6,492	0	296	561	686	198	18	19	3,449	12,209
539	Wood	172	1,592	1,034	187	134	208	56	4	7	520	3,914
	TOTALS	23,596	292,706	54,535	10,507	21,739	24,691	7,009	485	993	241,053	677,314

*Dental, Law, Medical, Pharmacy, Theology, Veterinary, etc.

SOURCE OF DATA: A1 Submission

Illinois Community College Board
Table III-7
SUMMARY OF TRANSFER AND GENERAL STUDIES DEGREES AND CERTIFICATES
AWARDED IN FISCAL YEAR 1997

Dist. No.	District/College	Associate in Arts	Associate in Science	Associate in Arts and Science	Associate in Engineering Science	Associate in Fine Arts	Associate in Liberal Studies & General Ed	Gen Studies Certificates	Grand Total Graduates in Transfer and General Studies Areas
522	Belleville	416	307	0	0	0	0	0	723
503	Black Hawk	261	81	0	0	0	25	0	367
508	Chicago	(832)	(499)	(0)	(0)	(0)	(198)	(4)	(1,533)
	Daley	166	64	0	0	0	1	0	231
	Kennedy-King	78	29	0	0	0	11	4	122
	Malcolm X	59	67	0	0	0	9	0	135
	Olive-Harvey	139	39	0	0	0	14	0	192
	Truman	56	216	0	0	0	39	0	311
	Washington	136	24	0	0	0	79	0	239
	Wilbur Wright	198	60	0	0	0	45	0	303
507	Danville	41	50	0	0	0	0	0	91
502	DuPage	807	186	0	9	0	70	0	1,072
509	Elgin	231	234	0	0	0	2	0	467
512	Harper	601	176	0	0	0	0	0	777
540	Heartland	208	46	0	0	0	0	0	254
519	Highland	54	115	0	0	0	5	0	174
514	Illinois Central	0	0	466	8	0	74	0	548
529	Illinois Eastern	(37)	(332)	(0)	(0)	(0)	(33)	(0)	(402)
	Frontier	3	45	0	0	0	2	0	50
	Lincoln Trail	18	78	0	0	0	7	0	103
	Olney Central	9	133	0	0	0	6	0	148
	Wabash	7	76	0	0	0	18	0	101
513	Illinois Valley	147	90	0	3	0	49	0	289
525	Joliet	293	97	0	0	0	17	0	407
520	Kankakee	45	45	0	0	0	31	0	121
501	Kaskaskia	171	25	0	0	0	16	0	212
523	Kishwaukee	73	170	0	0	0	0	0	243
532	Lake County	364	134	0	0	0	0	0	498
517	Lake Land	99	185	0	0	0	10	0	294
536	Lewis & Clark	14	208	0	0	0	2	0	224
526	Lincoln Land	386	102	0	0	1	0	0	489
530	Logan	179	117	0	0	0	0	0	296
528	McHenry	21	225	0	0	0	21	0	267
541	Metropolitan	24	12	0	0	0	0	1	37
524	Moraine Valley	396	272	0	0	0	0	0	668
527	Morton	92	25	0	0	0	50	0	167
535	Oakton	177	7	0	10	0	0	0	194
505	Parkland	198	144	0	0	0	11	0	353
515	Prairie State	151	37	0	0	0	14	0	202
521	Rend Lake	145	68	0	0	0	0	0	213
537	Richland	83	76	0	1	0	4	0	164
511	Rock Valley	386	86	0	0	0	4	0	476
518	Sandburg	65	62	0	0	0	20	0	147
506	Sauk Valley	68	75	0	0	0	10	0	153
531	Shawnee	104	38	0	0	0	9	0	151
510	South Suburban	96	95	0	0	0	0	0	191
533	Southeastern	76	54	0	0	0	0	0	130
534	Spoon River	97	49	0	0	0	20	0	166
504	Triton	135	107	0	0	0	23	0	265
516	Waubonsee	69	240	0	0	0	14	1	324
539	Wood	34	43	0	0	0	2	0	79
	TOTALS	7,676	4,914	466	31	1	734	6	13,828

SOURCE OF DATA: A1 Submission

Illinois Community College Board
Table III-8
SUMMARY OF OCCUPATIONAL DEGREES AND CERTIFICATES AWARDED
IN FISCAL YEAR 1997

Dist. No.	District/College	Associate in Applied Science	Certificates of One Year or More	Certificates of Less Than One Year	Vocational Skills Certificates	Total
522	Belleville	473	224	327	0	1,024
503	Black Hawk	280	147	63	0	490
508	Chicago	(978)	(736)	(1,684)	(56)	(3,454)
	Daley	134	122	75	1	332
	Kennedy-King	149	191	153	0	493
	Malcolm X	202	72	172	0	446
	Olive-Harvey	100	35	76	0	211
	Truman	141	205	128	53	527
	Washington	104	69	995	0	1,168
	Wilbur Wright	148	42	85	2	277
507	Danville	112	5	23	0	140
502	DuPage	525	248	397	0	1,170
509	Elgin	224	156	174	0	554
512	Harper	321	67	325	0	713
540	Heartland	37	17	0	0	54
519	Highland	62	25	13	1	101
514	Illinois Central	363	143	91	0	597
529	Illinois Eastern	(371)	(179)	(156)	(0)	(706)
	Frontier	20	14	73	0	107
	Lincoln Trail	67	67	31	0	165
	Olney Central	165	82	29	0	276
	Wabash	119	16	23	0	158
513	Illinois Valley	127	72	187	0	386
525	Joliet	349	34	45	0	428
520	Kankakee	201	47	1	0	249
501	Kaskaskia	196	165	10	0	371
523	Kishwaukee	121	29	100	0	250
532	Lake County	288	68	103	0	459
517	Lake Land	295	172	152	0	619
536	Lewis & Clark	199	84	134	0	417
526	Lincoln Land	290	88	203	0	581
530	Logan	207	148	5	0	360
528	McHenry	56	57	170	0	283
541	Metropolitan	21	10	12	9	52
524	Moraine Valley	279	71	116	0	466
527	Morton	101	50	32	1	184
535	Oakton	187	42	135	0	364
505	Parkland	446	88	56	0	590
515	Prairie State	164	62	31	0	257
521	Rend Lake	165	130	155	0	450
537	Richland	122	24	8	0	154
511	Rock Valley	187	41	285	2	515
518	Sandburg	123	124	47	0	294
506	Sauk Valley	102	31	60	0	193
531	Shawnee	80	79	0	0	159
510	South Suburban	275	79	74	0	428
533	Southeastern	125	149	101	0	375
534	Spoon River	67	36	4	0	107
504	Triton	445	262	130	2	839
516	Waubonsee	130	48	305	0	483
539	Wood	94	57	87	11	249
	TOTALS	9,188	4,294	6,001	82	19,565

SOURCE OF DATA: A1 Submission

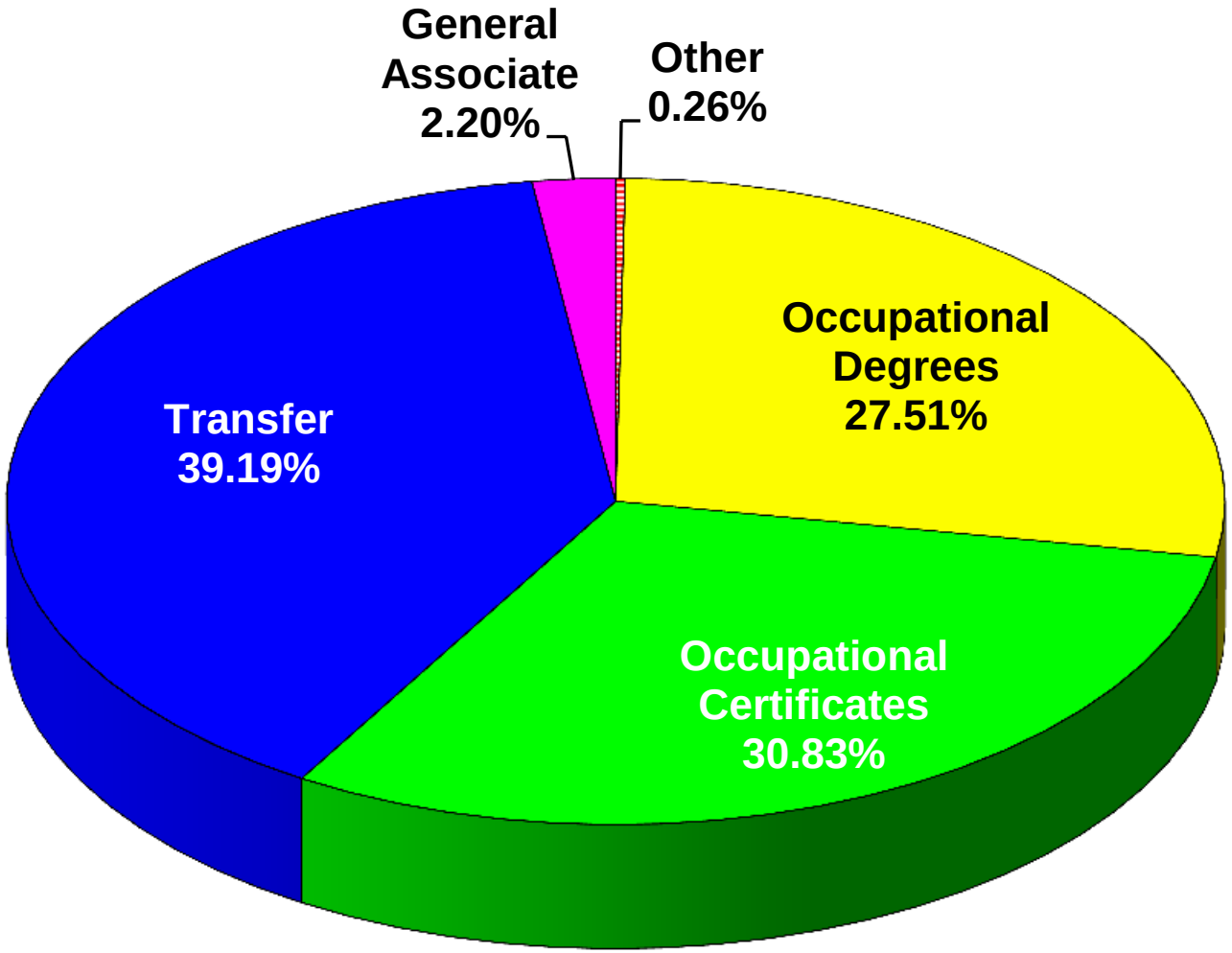

Figure 3. FY 1997 Annual Duplicated Completers in Broad Program Categories

Illinois Community College Board
Table III-9
ANNUAL DUPLICATED COMPLETERS BY ACADEMIC PROGRAM BY COLLEGE
FOR FISCAL YEAR 1997

Dist. No.	District/College	Associate in General Studies	Associate in Arts	Associate in Science	Associate in Arts & Science	Associate in Engineering Science	Agricultural Business & Mgmt., General 12 010101	Agricultural Mechanics, General 12 010201	Agricultural Production, General 12 010301	Animal Production 12 010302	Agricultural Supplies 12 010501
522	Belleville	0	416	307	0	0	0	0	0	0	0
503	Black Hawk	25	261	81	0	0	0	14	0	16	38
508	Chicago	(198)	(832)	(499)	(0)	(0)	(0)	(0)	(0)	(0)	(0)
	Daley	1	166	64	0	0	0	0	0	0	0
	Kennedy-King	11	78	29	0	0	0	0	0	0	0
	Malcolm X	9	59	67	0	0	0	0	0	0	0
	Olive-Harvey	14	139	39	0	0	0	0	0	0	0
	Truman	39	56	216	0	0	0	0	0	0	0
	Washington	79	136	24	0	0	0	0	0	0	0
	Wilbur Wright	45	198	60	0	0	0	0	0	0	0
507	Danville	0	41	50	0	0	0	1	0	0	0
502	DuPage	70	807	186	0	9	0	0	0	0	0
509	Elgin	2	231	234	0	0	0	0	0	0	0
512	Harper	0	601	176	0	0	0	0	0	0	0
540	Heartland	0	208	46	0	0	0	0	0	0	0
519	Highland	5	54	115	0	0	0	2	0	2	0
514	Illinois Central	74	0	0	466	8	0	5	8	0	0
529	Illinois Eastern	(33)	(37)	(332)	(0)	(0)	(0)	(18)	(0)	(10)	(0)
	Frontier	2	3	45	0	0	0	0	0	0	0
	Lincoln Trail	7	18	78	0	0	0	0	0	0	0
	Olney Central	6	9	133	0	0	0	0	0	0	0
	Wabash	18	7	76	0	0	0	18	0	10	0
513	Illinois Valley	49	147	90	0	3	0	0	1	0	0
525	Joliet	17	293	97	0	0	0	15	0	24	0
520	Kankakee	31	45	45	0	0	0	1	0	0	0
501	Kaskaskia	16	171	25	0	0	0	11	0	0	0
523	Kishwaukee	0	73	170	0	0	0	0	6	2	0
532	Lake County	0	364	134	0	0	0	0	0	0	0
517	Lake Land	10	99	185	0	0	0	10	26	14	0
536	Lewis & Clark	2	14	208	0	0	0	1	0	0	0
526	Lincoln Land	0	386	102	0	0	1	0	0	8	0
530	Logan	0	179	117	0	0	0	0	0	0	0
528	McHenry	21	21	225	0	0	0	0	0	0	0
541	Metropolitan	0	24	12	0	0	0	0	0	0	0
524	Moraine Valley	0	396	272	0	0	0	0	0	0	0
527	Morton	50	92	25	0	0	0	0	0	0	0
535	Oakton	0	177	7	0	10	0	0	0	0	0
505	Parkland	11	198	144	0	0	0	14	0	0	6
515	Prairie State	14	151	37	0	0	0	0	0	0	0
521	Rend Lake	0	145	68	0	0	0	9	8	9	0
537	Richland	4	83	76	0	1	0	0	0	0	0
511	Rock Valley	4	386	86	0	0	0	0	0	0	0
518	Sandburg	20	65	62	0	0	0	0	0	2	0
506	Sauk Valley	10	68	75	0	0	0	0	0	0	0
531	Shawnee	9	104	38	0	0	0	1	0	1	0
510	South Suburban	0	96	95	0	0	0	0	0	0	0
533	Southeastern	0	76	54	0	0	0	0	1	0	0
534	Spoon River	20	97	49	0	0	0	0	12	3	0
504	Triton	23	135	107	0	0	0	0	0	0	0
516	Waubonsee	14	69	240	0	0	0	0	0	0	0
539	Wood	2	34	43	0	0	0	8	0	0	10
	TOTALS	734	7,676	4,914	466	31	1	110	62	91	54

SOURCE OF DATA: A1 Submission

Illinois Community College Board
Table III-9
ANNUAL DUPLICATED COMPLETERS BY ACADEMIC PROGRAM BY COLLEGE
FOR FISCAL YEAR 1997

Dist. No.	District/College	Horsehandling & Care 12 010507	Horticulture, General 12 010601	Arboriculture 12 010602	Ornamental Horticulture 12 010603	Greenhouse Operation/Mgmt. 12 010604	Landscaping 12 010605	Nursery Operations/Mgmt. 12 010606	Turf Management 12 010607	Parks & Grounds Management 12 010610	Forestry Production/Processing, General 12 030401
522	Belleville	0	10	0	0	0	0	0	0	0	0
503	Black Hawk	11	12	0	0	0	0	0	0	0	0
508	Chicago	(0)	(0)	(0)	(6)	(0)	(0)	(0)	(0)	(0)	(0)
	Daley	0	0	0	6	0	0	0	0	0	0
	Kennedy-King	0	0	0	0	0	0	0	0	0	0
	Malcolm X	0	0	0	0	0	0	0	0	0	0
	Olive-Harvey	0	0	0	0	0	0	0	0	0	0
	Truman	0	0	0	0	0	0	0	0	0	0
	Washington	0	0	0	0	0	0	0	0	0	0
	Wilbur Wright	0	0	0	0	0	0	0	0	0	0
507	Danville	0	0	0	3	0	4	0	0	0	0
502	DuPage	0	27	0	3	0	4	1	4	0	0
509	Elgin	0	0	0	0	0	0	0	0	0	0
512	Harper	0	6	0	9	0	4	1	2	2	0
540	Heartland	0	0	0	0	0	0	0	0	0	0
519	Highland	0	0	0	0	0	0	0	0	0	0
514	Illinois Central	0	27	0	0	0	0	0	0	0	0
529	Illinois Eastern	(0)	(9)	(0)	(0)	(0)	(0)	(0)	(0)	(0)	(0)
	Frontier	0	0	0	0	0	0	0	0	0	0
	Lincoln Trail	0	9	0	0	0	0	0	0	0	0
	Olney Central	0	0	0	0	0	0	0	0	0	0
	Wabash	0	0	0	0	0	0	0	0	0	0
513	Illinois Valley	0	0	0	0	0	0	0	0	0	0
525	Joliet	0	15	0	1	0	2	1	1	0	0
520	Kankakee	0	0	0	0	0	0	0	0	0	0
501	Kaskaskia	0	19	0	0	0	0	0	0	0	0
523	Kishwaukee	0	5	0	7	4	13	1	11	0	0
532	Lake County	0	0	1	4	0	9	0	1	0	0
517	Lake Land	0	0	0	0	0	0	0	0	0	0
536	Lewis & Clark	0	0	0	0	0	0	0	3	0	0
526	Lincoln Land	0	0	0	0	0	1	0	0	0	0
530	Logan	0	0	0	0	0	0	0	0	0	0
528	McHenry	0	8	0	2	0	0	0	0	0	0
541	Metropolitan	0	0	0	0	0	0	0	0	0	0
524	Moraine Valley	0	0	0	0	0	0	0	0	0	0
527	Morton	0	0	0	0	0	0	0	0	0	0
535	Oakton	0	0	0	0	0	0	0	0	0	0
505	Parkland	0	0	0	0	0	0	0	0	0	0
515	Prairie State	0	0	0	0	0	0	0	0	0	0
521	Rend Lake	0	8	0	0	0	0	0	0	0	0
537	Richland	0	4	0	0	0	0	0	0	0	0
511	Rock Valley	0	0	0	0	0	0	0	0	0	0
518	Sandburg	0	0	0	0	0	0	0	0	0	0
506	Sauk Valley	0	0	0	0	0	0	0	0	0	0
531	Shawnee	0	0	0	0	0	0	0	0	0	0
510	South Suburban	0	0	0	0	0	0	0	0	0	0
533	Southeastern	0	0	2	0	6	6	0	0	0	6
534	Spoon River	0	0	0	0	0	0	0	0	0	0
504	Triton	0	0	0	0	4	3	0	0	0	0
516	Waubonsee	0	0	0	0	0	0	0	0	0	0
539	Wood	0	0	0	0	0	0	0	0	0	0
	TOTALS	11	150	3	35	14	46	4	22	2	6

SOURCE OF DATA: A1 Submission

Illinois Community College Board
Table III-9
ANNUAL DUPLICATED COMPLETERS BY ACADEMIC PROGRAM BY COLLEGE
FOR FISCAL YEAR 1997

Dist. No.	District/College	Wildlife Management 12 030601	Fashion Merchandising 12 080102	Entrepreneurship 12 080301	Industrial Marketing 12 080702	Retailing 12 080705	General Marketing/Sales 12 080706	General Marketing Operations 12 080708	General Distribution Operations 12 080709	Recreation Products/Services Marketing Operations 12 080903	Insurance Marketing Operations 12 081001
522	Belleville	0	0	0	0	1	7	0	0	0	0
503	Black Hawk	0	3	0	0	0	0	0	0	0	0
508	Chicago	(0)	(0)	(0)	(0)	(0)	(17)	(0)	(0)	(0)	(0)
	Daley	0	0	0	0	0	0	0	0	0	0
	Kennedy-King	0	0	0	0	0	0	0	0	0	0
	Malcolm X	0	0	0	0	0	0	0	0	0	0
	Olive-Harvey	0	0	0	0	0	4	0	0	0	0
	Truman	0	0	0	0	0	3	0	0	0	0
	Washington	0	0	0	0	0	3	0	0	0	0
	Wilbur Wright	0	0	0	0	0	7	0	0	0	0
507	Danville	0	0	0	0	0	15	0	0	0	0
502	DuPage	0	4	1	0	0	13	0	22	0	0
509	Elgin	0	0	0	0	0	3	0	0	0	0
512	Harper	0	6	0	3	3	11	0	33	0	1
540	Heartland	0	0	0	0	0	0	0	0	0	0
519	Highland	0	0	0	0	0	0	0	0	0	0
514	Illinois Central	0	0	0	0	0	7	0	4	0	0
529	Illinois Eastern	(0)	(0)	(0)	(0)	(10)	(5)	(0)	(0)	(0)	(0)
	Frontier	0	0	0	0	0	0	0	0	0	0
	Lincoln Trail	0	0	0	0	0	0	0	0	0	0
	Olney Central	0	0	0	0	0	0	0	0	0	0
	Wabash	0	0	0	0	10	5	0	0	0	0
513	Illinois Valley	0	0	0	0	0	3	0	0	0	0
525	Joliet	0	1	0	0	2	14	0	0	0	0
520	Kankakee	0	0	0	0	0	0	0	0	0	0
501	Kaskaskia	0	0	0	0	2	0	0	0	0	0
523	Kishwaukee	0	0	0	0	1	0	0	0	0	0
532	Lake County	0	0	0	0	2	7	0	0	0	0
517	Lake Land	0	0	1	0	14	3	0	0	0	0
536	Lewis & Clark	0	0	0	0	0	0	0	0	0	0
526	Lincoln Land	0	0	0	0	0	1	0	0	0	0
530	Logan	0	7	0	0	0	14	0	0	0	0
528	McHenry	0	0	0	0	0	2	0	0	0	0
541	Metropolitan	0	0	0	0	0	0	0	0	0	0
524	Moraine Valley	0	2	0	0	7	0	0	1	2	0
527	Morton	0	0	0	0	0	0	0	0	0	0
535	Oakton	0	0	0	0	0	4	2	4	0	0
505	Parkland	0	0	0	0	0	4	0	0	0	0
515	Prairie State	0	0	0	0	0	1	0	0	0	0
521	Rend Lake	0	0	0	0	0	0	0	0	0	0
537	Richland	0	0	0	0	0	0	0	0	0	0
511	Rock Valley	0	0	0	0	0	3	0	0	0	0
518	Sandburg	0	0	0	0	0	3	0	0	0	0
506	Sauk Valley	0	0	0	0	0	7	0	0	0	0
531	Shawnee	2	0	0	0	0	0	0	0	0	0
510	South Suburban	0	0	1	0	0	7	0	0	0	0
533	Southeastern	13	0	0	0	0	0	0	0	0	0
534	Spoon River	0	0	0	0	0	0	0	0	0	0
504	Triton	0	1	0	0	0	10	0	2	0	0
516	Waubonsee	0	0	0	0	0	0	1	0	0	0
539	Wood	0	0	0	0	0	1	0	0	0	0
	TOTALS	15	24	3	3	42	162	3	66	2	1

SOURCE OF DATA: A1 Submission

Illinois Community College Board
Table III-9
ANNUAL DUPLICATED COMPLETERS BY ACADEMIC PROGRAM BY COLLEGE
FOR FISCAL YEAR 1997

Dist. No.	District/College	Travel Services Marketing 12 081105	Advertising 12 090201	Print Journalism 12 090401	Public Relations 12 090501	Radio/Television, General 12 090701	Educational Media Technology 12 100101	Radio/Television Production 12 100104	Funeral Services 12 120301	Cosmetology 12 120403	Make-up Artist 12 120406
522	Belleville	0	0	0	0	0	0	0	0	12	0
503	Black Hawk	0	0	0	0	0	0	1	0	0	0
508	Chicago	(7)	(0)	(0)	(0)	(8)	(0)	(0)	(20)	(120)	(15)
	Daley	0	0	0	0	0	0	0	0	0	0
	Kennedy-King	0	0	0	0	8	0	0	0	0	0
	Malcolm X	0	0	0	0	0	0	0	20	0	0
	Olive-Harvey	0	0	0	0	0	0	0	0	0	0
	Truman	0	0	0	0	0	0	0	0	120	15
	Washington	7	0	0	0	0	0	0	0	0	0
	Wilbur Wright	0	0	0	0	0	0	0	0	0	0
507	Danville	0	0	0	0	0	0	0	0	0	0
502	DuPage	175	0	0	0	0	10	0	0	0	0
509	Elgin	8	0	0	0	0	0	0	0	0	0
512	Harper	0	0	3	0	0	0	0	0	0	0
540	Heartland	0	0	0	0	0	0	0	0	0	0
519	Highland	0	0	0	0	0	0	0	0	8	0
514	Illinois Central	0	0	0	0	0	0	0	0	0	0
529	Illinois Eastern	(0)	(0)	(0)	(0)	(7)	(0)	(0)	(0)	(8)	(0)
	Frontier	0	0	0	0	0	0	0	0	0	0
	Lincoln Trail	0	0	0	0	0	0	0	0	0	0
	Olney Central	0	0	0	0	0	0	0	0	7	0
	Wabash	0	0	0	0	7	0	0	0	1	0
513	Illinois Valley	0	0	0	0	0	0	0	0	0	0
525	Joliet	0	0	0	0	0	0	0	0	0	0
520	Kankakee	0	0	0	0	0	0	0	0	0	0
501	Kaskaskia	0	0	0	0	0	0	0	0	12	0
523	Kishwaukee	0	0	0	0	0	0	0	0	0	0
532	Lake County	0	0	0	0	0	0	0	0	0	0
517	Lake Land	0	0	0	0	10	0	0	0	28	0
536	Lewis & Clark	0	0	0	0	8	0	0	0	0	0
526	Lincoln Land	0	0	0	0	0	0	0	0	0	0
530	Logan	5	0	0	0	0	0	0	0	33	0
528	McHenry	0	0	0	0	0	0	0	0	0	0
541	Metropolitan	0	0	0	0	0	0	0	0	0	0
524	Moraine Valley	33	0	0	0	0	0	0	0	0	0
527	Morton	0	0	0	0	0	0	0	0	0	0
535	Oakton	0	0	0	0	0	0	0	0	0	0
505	Parkland	7	1	0	2	4	0	0	0	0	0
515	Prairie State	0	0	0	0	0	0	0	0	0	0
521	Rend Lake	0	0	0	0	0	0	0	0	0	0
537	Richland	0	0	0	0	0	0	0	0	0	0
511	Rock Valley	0	0	0	0	0	0	0	0	0	0
518	Sandburg	0	0	0	0	0	0	0	12	24	0
506	Sauk Valley	0	0	0	0	0	0	0	0	0	0
531	Shawnee	0	0	0	0	0	0	0	0	9	0
510	South Suburban	0	0	0	0	0	0	0	0	0	0
533	Southeastern	0	0	0	0	0	0	0	0	4	0
534	Spoon River	0	0	0	0	0	0	0	0	0	0
504	Triton	0	0	0	0	0	0	0	0	0	0
516	Waubonsee	2	0	0	0	0	0	0	0	0	0
539	Wood	0	0	0	0	0	0	2	0	3	0
	TOTALS	237	1	3	2	37	10	3	32	261	15

SOURCE OF DATA: A1 Submission

Illinois Community College Board
Table III-9
ANNUAL DUPLICATED COMPLETERS BY ACADEMIC PROGRAM BY COLLEGE
FOR FISCAL YEAR 1997

Dist. No.	District/College	Baker/Pastry Chef 12 120501	Culinary Arts/Chef Training 12 120503	Food & Beverage/Restaurant Operations Manager 12 120504	Teacher Assistant/Aide 12 131501	Civil Technology 12 150201	Computer Technology 12 150301	Electronic Technology 12 150303	Telecommunication Electronics Technology 12 150310	Biomedical Equipment Technology 12 150401	Computer Servicing Technology 12 150402
522	Belleville	0	6	3	0	0	0	0	0	0	0
503	Black Hawk	0	9	4	0	3	0	0	0	0	2
508	Chicago	(0)	(17)	(7)	(2)	(0)	(0)	(2)	(0)	(0)	(9)
	Daley	0	0	0	0	0	0	0	0	0	0
	Kennedy-King	0	17	7	0	0	0	0	0	0	0
	Malcolm X	0	0	0	0	0	0	0	0	0	0
	Olive-Harvey	0	0	0	0	0	0	0	0	0	9
	Truman	0	0	0	0	0	0	2	0	0	0
	Washington	0	0	0	2	0	0	0	0	0	0
	Wilbur Wright	0	0	0	0	0	0	0	0	0	0
507	Danville	0	0	0	3	0	0	0	0	0	0
502	DuPage	4	6	3	0	0	0	12	0	0	24
509	Elgin	15	21	3	0	0	0	9	0	0	0
512	Harper	4	0	9	0	0	0	5	0	0	1
540	Heartland	0	0	0	0	0	0	2	0	0	0
519	Highland	0	0	1	0	0	0	2	0	0	0
514	Illinois Central	0	11	0	0	0	0	20	0	0	0
529	Illinois Eastern	(0)	(23)	(0)	(7)	(0)	(0)	(13)	(27)	(0)	(0)
	Frontier	0	0	0	5	0	0	0	0	0	0
	Lincoln Trail	0	23	0	2	0	0	0	27	0	0
	Olney Central	0	0	0	0	0	0	0	0	0	0
	Wabash	0	0	0	0	0	0	13	0	0	0
513	Illinois Valley	0	6	0	0	0	0	7	0	0	0
525	Joliet	0	31	6	2	0	0	14	0	0	0
520	Kankakee	0	0	0	0	0	0	10	0	0	0
501	Kaskaskia	0	13	0	0	0	0	25	0	0	0
523	Kishwaukee	0	0	0	0	0	0	3	0	0	0
532	Lake County	0	2	2	0	6	0	15	0	0	0
517	Lake Land	0	0	0	0	22	0	15	10	0	0
536	Lewis & Clark	0	0	3	10	0	0	0	0	0	0
526	Lincoln Land	0	19	1	1	0	0	29	0	0	0
530	Logan	0	0	0	1	0	0	6	0	0	0
528	McHenry	0	0	0	1	0	0	26	0	0	0
541	Metropolitan	0	0	0	0	0	0	0	0	0	0
524	Moraine Valley	1	0	9	8	0	1	2	0	0	0
527	Morton	0	0	0	0	0	0	1	3	0	0
535	Oakton	0	0	2	0	0	0	7	0	2	1
505	Parkland	0	0	2	0	0	0	7	0	0	6
515	Prairie State	0	0	0	2	0	0	8	0	0	0
521	Rend Lake	0	15	0	0	0	12	7	0	0	0
537	Richland	0	0	0	0	0	0	0	0	2	0
511	Rock Valley	0	0	0	0	0	0	14	0	0	0
518	Sandburg	0	0	0	0	0	0	16	0	0	0
506	Sauk Valley	0	0	0	0	0	0	9	0	0	0
531	Shawnee	0	1	1	2	0	0	5	0	0	0
510	South Suburban	0	0	0	2	0	0	7	0	3	0
533	Southeastern	0	9	0	0	0	0	0	0	0	0
534	Spoon River	0	0	0	0	0	0	9	0	0	0
504	Triton	0	18	3	0	0	0	7	0	0	11
516	Waubonsee	0	0	0	0	0	0	34	0	0	0
539	Wood	0	0	0	0	0	0	18	0	0	0
	TOTALS	24	207	59	41	31	13	366	40	7	54

SOURCE OF DATA: A1 Submission

Illinois Community College Board
Table III-9
ANNUAL DUPLICATED COMPLETERS BY ACADEMIC PROGRAM BY COLLEGE
FOR FISCAL YEAR 1997

Dist. No.	District/College	Electromechanical Technology 12 150403	Instrumentation Technology 12 150404	Robotics Technology 12 150405	Automated Manufacturing Technology 12 150411	Energy Conservation/Use Technology 12 150503	Water/Wastewater Technology 12 150506	Environmental & Pollution Tech/Technician 12 150507	Industrial Technology 12 150603	Plastic Technology 12 150607	Metallurgical Technology/ Technician 12150611
522	Belleville	0	0	0	0	0	0	0	0	0	0
503	Black Hawk	10	4	1	6	0	0	4	5	0	0
508	Chicago	(0)	(0)	(0)	(11)	(0)	(0)	(9)	(0)	(0)	(0)
	Daley	0	0	0	0	0	0	0	0	0	0
	Kennedy-King	0	0	0	0	0	0	0	0	0	0
	Malcolm X	0	0	0	0	0	0	0	0	0	0
	Olive-Harvey	0	0	0	0	0	0	0	0	0	0
	Truman	0	0	0	0	0	0	0	0	0	0
	Washington	0	0	0	0	0	0	0	0	0	0
	Wilbur Wright	0	0	0	11	0	0	9	0	0	0
507	Danville	0	0	0	0	0	0	0	3	0	0
502	DuPage	0	0	1	1	0	0	0	1	12	0
509	Elgin	0	0	0	4	0	0	0	0	3	1
512	Harper	0	0	0	3	0	0	0	1	0	0
540	Heartland	0	0	0	0	0	0	0	0	0	0
519	Highland	0	0	0	0	0	0	0	1	0	0
514	Illinois Central	0	0	1	0	0	1	0	6	0	0
529	Illinois Eastern	(0)	(0)	(0)	(0)	(0)	(0)	(0)	(0)	(0)	(4)
	Frontier	0	0	0	0	0	0	0	0	0	0
	Lincoln Trail	0	0	0	0	0	0	0	0	0	0
	Olney Central	0	0	0	0	0	0	0	0	0	4
	Wabash	0	0	0	0	0	0	0	0	0	0
513	Illinois Valley	0	0	3	1	0	0	0	0	0	0
525	Joliet	0	0	0	0	0	0	0	3	0	0
520	Kankakee	0	0	0	0	0	0	0	0	0	0
501	Kaskaskia	0	0	0	0	0	0	0	0	0	0
523	Kishwaukee	0	0	0	2	0	0	0	0	0	0
532	Lake County	0	0	0	3	0	3	0	0	0	0
517	Lake Land	5	0	0	0	0	1	0	0	0	0
536	Lewis & Clark	0	0	0	0	0	0	0	0	0	0
526	Lincoln Land	0	0	0	0	0	0	0	0	0	0
530	Logan	0	0	0	3	0	0	0	0	0	0
528	McHenry	0	0	0	0	0	0	0	0	0	0
541	Metropolitan	0	0	0	0	0	0	0	0	0	0
524	Moraine Valley	0	11	0	0	1	0	0	0	0	0
527	Morton	0	0	0	0	0	0	0	0	0	0
535	Oakton	0	0	0	2	0	0	0	0	0	0
505	Parkland	0	0	0	0	0	0	0	2	0	0
515	Prairie State	0	0	0	0	0	0	0	0	0	0
521	Rend Lake	0	0	0	0	0	0	0	0	0	0
537	Richland	0	0	0	1	0	0	0	1	0	0
511	Rock Valley	0	0	0	2	0	0	0	16	0	0
518	Sandburg	0	0	0	0	0	0	0	0	0	0
506	Sauk Valley	0	0	0	0	0	0	0	0	0	0
531	Shawnee	0	0	0	0	0	0	0	0	0	0
510	South Suburban	0	0	0	0	0	0	0	0	0	0
533	Southeastern	0	0	0	0	0	0	0	0	0	0
534	Spoon River	0	0	0	0	0	0	0	0	0	0
504	Triton	0	0	2	6	0	0	0	0	0	0
516	Waubonsee	0	0	2	0	0	1	0	0	0	0
539	Wood	0	0	0	0	0	0	0	0	0	0
	TOTALS	15	15	10	45	1	6	13	39	15	5

SOURCE OF DATA: A1 Submission

Illinois Community College Board
Table III-9
ANNUAL DUPLICATED COMPLETERS BY ACADEMIC PROGRAM BY COLLEGE
FOR FISCAL YEAR 1997

Dist. No.	District/College	Quality Control Technology 12 150702	Mechanical Design Technology 12 150805	Computer-Aided Design 12 150810	Mining Technology/Technician 12 150901	Construction/Building Technology/ Technician 12 151001	Child Care/Development 12 200202	Fashion Design/Coordination 12 200306	Food Production/Management 12 200401	Dietetic Aide/Assisting 12 200404	Home Furnishings/Eqpmt. Installers & Consultants, General 12 200501
522	Belleville	0	0	0	0	0	14	0	3	0	0
503	Black Hawk	0	2	13	0	0	23	0	0	0	6
508	Chicago	(0)	(0)	(56)	(0)	(0)	(275)	(0)	(978)	(31)	(0)
	Daley	0	0	19	0	0	15	0	0	7	0
	Kennedy-King	0	0	0	0	0	25	0	11	0	0
	Malcolm X	0	0	0	0	0	46	0	10	24	0
	Olive-Harvey	0	0	0	0	0	88	0	0	0	0
	Truman	0	0	0	0	0	81	0	0	0	0
	Washington	0	0	0	0	0	20	0	957	0	0
	Wilbur Wright	0	0	37	0	0	0	0	0	0	0
507	Danville	0	0	2	0	0	7	0	0	0	0
502	DuPage	0	0	6	0	0	37	6	0	0	14
509	Elgin	0	0	19	0	0	2	0	0	0	0
512	Harper	1	1	4	0	0	30	6	0	11	18
540	Heartland	0	0	1	0	0	4	0	0	0	0
519	Highland	0	0	2	0	0	5	0	0	0	0
514	Illinois Central	0	3	3	0	0	12	0	0	2	2
529	Illinois Eastern	(4)	(2)	(9)	(2)	(0)	(15)	(0)	(0)	(0)	(0)
	Frontier	2	0	0	0	0	0	0	0	0	0
	Lincoln Trail	2	2	9	0	0	0	0	0	0	0
	Olney Central	0	0	0	0	0	0	0	0	0	0
	Wabash	0	0	0	2	0	15	0	0	0	0
513	Illinois Valley	0	9	2	0	0	19	0	0	0	0
525	Joliet	0	6	0	0	0	4	0	0	0	2
520	Kankakee	0	0	5	0	0	15	0	0	0	0
501	Kaskaskia	0	0	2	0	0	7	0	0	0	0
523	Kishwaukee	0	0	15	0	0	3	0	0	0	0
532	Lake County	0	4	11	0	5	6	0	0	0	0
517	Lake Land	0	5	23	0	0	13	0	0	0	0
536	Lewis & Clark	0	0	14	0	0	16	0	0	0	0
526	Lincoln Land	0	0	0	0	0	12	0	0	0	0
530	Logan	0	0	10	0	0	8	0	0	0	0
528	McHenry	0	5	3	0	0	19	0	0	0	0
541	Metropolitan	0	0	0	0	0	9	0	0	0	0
524	Moraine Valley	19	5	2	0	0	14	0	0	0	0
527	Morton	0	0	3	0	0	0	0	0	0	0
535	Oakton	0	3	18	0	0	31	0	0	0	0
505	Parkland	0	0	4	0	0	22	0	0	0	0
515	Prairie State	0	1	3	0	0	13	0	0	0	7
521	Rend Lake	0	0	10	0	0	5	0	0	0	0
537	Richland	0	0	0	0	0	16	0	0	0	0
511	Rock Valley	1	0	16	0	0	6	0	0	0	0
518	Sandburg	0	2	0	0	0	6	0	0	0	0
506	Sauk Valley	1	3	0	0	0	9	0	0	0	0
531	Shawnee	0	0	0	0	0	4	0	0	0	0
510	South Suburban	0	0	4	0	0	6	0	0	0	0
533	Southeastern	0	0	0	0	0	7	0	0	0	0
534	Spoon River	0	0	0	0	0	0	0	0	0	0
504	Triton	0	6	14	0	0	31	0	0	0	2
516	Waubonsee	2	0	3	0	0	22	0	0	0	0
539	Wood	0	0	1	0	0	12	0	0	0	0
	TOTALS	28	57	278	2	5	759	12	981	44	51

SOURCE OF DATA: A1 Submission

Illinois Community College Board
Table III-9
ANNUAL DUPLICATED COMPLETERS BY ACADEMIC PROGRAM BY COLLEGE
FOR FISCAL YEAR 1997

Dist. No.	District/College	Elder Care Provider/Companion 12 200602	Custodial Services 12 200604	Legal Assisting 12 220103	Technical/Business Writing 12 231101	Library Assisting 12 250301	Parks, Recreation, & Leisure Facilities Mgmt. 12 310301	Exercise Sciences/Physiology & Movement Studies 12 310505	Biological Technology/ Technician 12 410101	Chemical Technology 12 410301	Corrections 12 430102
522	Belleville	0	0	10	0	0	0	0	0	1	0
503	Black Hawk	0	0	10	1	0	0	0	0	0	0
508	Chicago	(0)	(0)	(0)	(0)	(4)	(0)	(0)	(11)	(1)	(0)
	Daley	0	0	0	0	0	0	0	0	0	0
	Kennedy-King	0	0	0	0	0	0	0	0	0	0
	Malcolm X	0	0	0	0	0	0	0	0	0	0
	Olive-Harvey	0	0	0	0	0	0	0	0	0	0
	Truman	0	0	0	0	0	0	0	11	1	0
	Washington	0	0	0	0	0	0	0	0	0	0
	Wilbur Wright	0	0	0	0	4	0	0	0	0	0
507	Danville	0	0	0	0	0	0	0	0	0	0
502	DuPage	0	0	0	0	45	0	0	0	0	0
509	Elgin	1	0	27	0	0	0	0	0	0	0
512	Harper	0	0	54	0	0	0	8	0	0	0
540	Heartland	0	0	0	0	0	0	0	0	0	0
519	Highland	0	0	0	0	0	0	0	0	0	0
514	Illinois Central	0	0	13	0	1	0	0	0	0	0
529	Illinois Eastern	(0)	(0)	(0)	(0)	(0)	(0)	(0)	(0)	(0)	(0)
	Frontier	0	0	0	0	0	0	0	0	0	0
	Lincoln Trail	0	0	0	0	0	0	0	0	0	0
	Olney Central	0	0	0	0	0	0	0	0	0	0
	Wabash	0	0	0	0	0	0	0	0	0	0
513	Illinois Valley	0	29	0	0	0	0	0	0	0	0
525	Joliet	0	0	0	0	0	0	0	0	0	4
520	Kankakee	0	0	0	0	0	0	0	0	0	0
501	Kaskaskia	0	0	0	0	0	0	0	0	0	0
523	Kishwaukee	0	0	0	0	0	0	0	0	0	0
532	Lake County	0	0	0	2	10	0	0	0	5	1
517	Lake Land	0	0	0	0	0	0	0	0	0	0
536	Lewis & Clark	0	0	0	0	0	0	0	0	0	0
526	Lincoln Land	0	0	0	0	0	0	0	0	0	3
530	Logan	0	0	0	0	0	0	0	0	0	0
528	McHenry	0	0	0	0	0	0	0	0	0	0
541	Metropolitan	0	8	0	0	0	0	0	0	0	0
524	Moraine Valley	0	0	0	0	0	1	0	0	0	0
527	Morton	0	0	0	0	0	0	0	0	0	0
535	Oakton	0	0	0	0	0	0	0	0	0	0
505	Parkland	0	0	0	0	0	0	0	0	0	0
515	Prairie State	0	0	0	0	0	0	0	0	0	0
521	Rend Lake	0	0	0	0	0	0	0	0	0	0
537	Richland	0	0	0	0	0	0	0	0	0	0
511	Rock Valley	0	0	0	1	1	0	0	0	0	0
518	Sandburg	0	38	0	0	0	0	0	0	0	0
506	Sauk Valley	0	0	0	0	0	0	0	0	0	6
531	Shawnee	0	0	0	0	0	0	0	0	0	0
510	South Suburban	0	0	31	0	0	0	0	0	0	0
533	Southeastern	0	0	0	0	0	0	0	0	0	3
534	Spoon River	0	0	0	0	0	0	0	0	0	2
504	Triton	0	0	0	0	0	0	0	0	0	3
516	Waubonsee	0	0	0	0	0	0	0	0	0	0
539	Wood	0	0	0	0	0	0	0	0	0	0
	TOTALS	1	75	145	4	61	1	8	11	7	22

SOURCE OF DATA: A1 Submission

Illinois Community College Board
Table III-9
ANNUAL DUPLICATED COMPLETERS BY ACADEMIC PROGRAM BY COLLEGE
FOR FISCAL YEAR 1997

Dist. No.	District/College	Law Enforcement/Police Science 12 430107	Security Services (Private) 12 430109	Fire Control/Safety Technology 12 430201	Fire Officer 12 430202	Firefighting 12 430203	Social Work/Social Service 12 440701	Mason and Tilesetter 12 460101	Carpentry 12 460201	Electrician 12 460302	Lineworker 12 460303
522	Belleville	143	0	4	0	2	0	3	50	40	0
503	Black Hawk	11	0	0	0	0	0	0	0	1	0
508	Chicago	(56)	(4)	(9)	(0)	(0)	(26)	(0)	(0)	(0)	(0)
	Daley	14	1	0	0	0	0	0	0	0	0
	Kennedy-King	0	0	0	0	0	13	0	0	0	0
	Malcolm X	0	0	0	0	0	0	0	0	0	0
	Olive-Harvey	1	0	0	0	0	0	0	0	0	0
	Truman	5	0	0	0	0	0	0	0	0	0
	Washington	8	3	9	0	0	13	0	0	0	0
	Wilbur Wright	28	0	0	0	0	0	0	0	0	0
507	Danville	7	0	0	0	0	6	0	0	0	0
502	DuPage	27	0	16	0	0	12	0	0	0	0
509	Elgin	7	0	1	0	0	14	0	0	0	0
512	Harper	18	0	12	0	0	0	0	0	0	0
540	Heartland	0	0	0	0	0	0	0	0	0	0
519	Highland	0	0	0	0	0	0	0	0	0	0
514	Illinois Central	37	1	14	0	0	0	0	0	0	0
529	Illinois Eastern	(8)	(0)	(0)	(0)	(9)	(6)	(0)	(0)	(0)	(20)
	Frontier	0	0	0	0	9	0	0	0	0	0
	Lincoln Trail	0	0	0	0	0	0	0	0	0	20
	Olney Central	8	0	0	0	0	0	0	0	0	0
	Wabash	0	0	0	0	0	6	0	0	0	0
513	Illinois Valley	11	0	1	0	0	0	0	0	13	0
525	Joliet	19	0	13	0	0	0	0	0	0	0
520	Kankakee	15	0	0	0	0	0	0	0	0	0
501	Kaskaskia	23	0	0	0	0	0	0	0	0	0
523	Kishwaukee	3	0	0	0	0	0	0	0	7	0
532	Lake County	38	0	8	0	0	7	0	0	0	0
517	Lake Land	9	0	0	0	0	32	0	0	0	0
536	Lewis & Clark	20	0	4	0	0	0	0	0	0	0
526	Lincoln Land	22	0	4	0	1	0	0	0	0	0
530	Logan	42	0	0	0	0	0	0	0	0	0
528	McHenry	4	0	0	0	8	0	0	0	0	0
541	Metropolitan	3	0	0	0	0	0	0	0	0	0
524	Moraine Valley	32	0	3	1	1	0	0	0	0	0
527	Morton	12	0	0	0	0	0	0	0	0	0
535	Oakton	8	0	10	0	0	2	0	0	0	0
505	Parkland	25	0	3	0	0	0	0	0	0	0
515	Prairie State	8	0	1	0	0	0	0	0	8	0
521	Rend Lake	12	0	0	0	0	0	0	0	0	0
537	Richland	10	0	3	0	0	0	0	0	0	0
511	Rock Valley	3	0	5	0	0	12	0	0	14	0
518	Sandburg	1	0	2	0	0	2	0	0	0	0
506	Sauk Valley	8	0	0	0	0	5	0	0	0	0
531	Shawnee	9	2	0	0	0	8	0	0	0	0
510	South Suburban	10	0	2	0	0	12	0	0	0	0
533	Southeastern	20	0	0	0	24	0	0	0	0	0
534	Spoon River	3	0	0	0	0	0	0	0	0	0
504	Triton	17	0	10	0	0	0	0	0	6	0
516	Waubonsee	14	2	2	0	2	4	0	0	0	0
539	Wood	0	0	1	0	0	0	0	0	0	0
	TOTALS	715	9	128	1	47	148	3	50	89	20

SOURCE OF DATA: A1 Submission

Illinois Community College Board
Table III-9
ANNUAL DUPLICATED COMPLETERS BY ACADEMIC PROGRAM BY COLLEGE
FOR FISCAL YEAR 1997

Dist. No.	District/College	Building/Property Maintenance 12 460401	Construction Inspection 12 460403	Glazing 12 460406	Painter & Wallcoverer 12 460408	Plumber & Pipefitter 12 460501	Construction Trades 12 461000	Electrical/Electronics Eqpmt. Installer/Repairer, General 12 470101	Communications Electronics 12 470103	Computer Electronics Maintenance/ Repair 12 470104	Industrial Electronics 12 470105
522	Belleville	0	0	0	1	1	11	0	7	10	9
503	Black Hawk	0	0	0	0	0	17	0	0	0	0
508	Chicago	(1)	(0)	(0)	(0)	(0)	(0)	(0)	(0)	(11)	(1)
	Daley	1	0	0	0	0	0	0	0	7	1
	Kennedy-King	0	0	0	0	0	0	0	0	0	0
	Malcolm X	0	0	0	0	0	0	0	0	0	0
	Olive-Harvey	0	0	0	0	0	0	0	0	4	0
	Truman	0	0	0	0	0	0	0	0	0	0
	Washington	0	0	0	0	0	0	0	0	0	0
	Wilbur Wright	0	0	0	0	0	0	0	0	0	0
507	Danville	0	0	0	0	0	0	0	0	0	3
502	DuPage	4	0	0	0	0	0	0	0	0	14
509	Elgin	0	0	0	0	0	0	0	0	3	0
512	Harper	0	1	0	0	0	0	9	0	8	19
540	Heartland	0	0	0	0	0	0	0	0	0	0
519	Highland	0	0	0	0	0	0	0	0	0	0
514	Illinois Central	0	0	0	0	0	32	0	0	0	0
529	Illinois Eastern	(0)	(0)	(0)	(0)	(0)	(1)	(0)	(0)	(0)	(0)
	Frontier	0	0	0	0	0	0	0	0	0	0
	Lincoln Trail	0	0	0	0	0	1	0	0	0	0
	Olney Central	0	0	0	0	0	0	0	0	0	0
	Wabash	0	0	0	0	0	0	0	0	0	0
513	Illinois Valley	0	0	0	0	0	0	0	0	0	0
525	Joliet	0	0	0	0	0	4	0	0	0	38
520	Kankakee	0	0	0	0	0	0	0	0	0	8
501	Kaskaskia	0	0	0	0	0	20	0	0	0	0
523	Kishwaukee	1	0	0	0	0	0	0	0	0	0
532	Lake County	0	0	0	0	0	0	0	0	0	1
517	Lake Land	18	0	0	0	0	17	0	4	0	0
536	Lewis & Clark	0	0	0	0	0	0	0	0	7	2
526	Lincoln Land	27	0	0	0	0	22	0	0	0	18
530	Logan	0	0	0	0	0	0	0	0	0	0
528	McHenry	0	0	0	0	0	0	0	0	0	0
541	Metropolitan	0	0	0	0	0	0	0	0	0	0
524	Moraine Valley	0	0	0	0	0	0	0	0	1	0
527	Morton	0	0	0	0	0	0	0	0	0	0
535	Oakton	1	0	0	0	0	0	0	0	0	0
505	Parkland	2	0	0	0	0	6	0	0	0	5
515	Prairie State	0	0	0	0	0	0	0	0	0	3
521	Rend Lake	3	0	0	0	0	15	0	0	0	0
537	Richland	0	0	0	0	0	0	0	0	0	9
511	Rock Valley	0	0	2	0	0	4	0	0	3	0
518	Sandburg	0	0	0	0	0	0	0	0	0	0
506	Sauk Valley	1	0	0	0	0	0	0	6	4	7
531	Shawnee	0	0	0	0	0	0	0	0	0	2
510	South Suburban	0	0	0	0	0	15	0	0	0	0
533	Southeastern	0	0	0	0	0	12	0	0	0	4
534	Spoon River	0	0	0	0	0	0	0	0	0	0
504	Triton	0	0	0	0	0	7	0	0	11	0
516	Waubonsee	0	0	0	0	0	0	0	0	3	0
539	Wood	0	0	0	0	0	0	0	0	0	2
	TOTALS	58	1	2	1	1	183	9	17	61	145

SOURCE OF DATA: A1 Submission

Illinois Community College Board
Table III-9
ANNUAL DUPLICATED COMPLETERS BY ACADEMIC PROGRAM BY COLLEGE
FOR FISCAL YEAR 1997

Dist. No.	District/College	Major Appliance Repair 12 470106	Heating, Air Conditioning, & Refrigeration Mechanics 12 470201	Heavy Equipment Maintenance/ Repairer 12 470302	Industrial Machinery Maintenance/ Repairer 12 470303	Stationary Energy Sources Installer/Operator 12 470501	Automotive Body Repair 12 470603	Automotive Mechanics 12 470604	Diesel Engine/Truck Mechanics 12 470605	Small Engine Repair 12 470606	Aircraft Mechanic/Technician, Powerplant 12 470608
522	Belleville	6	29	0	0	3	0	0	0	0	0
503	Black Hawk	0	2	0	0	0	2	20	9	0	0
508	Chicago	(5)	(7)	(0)	(20)	(0)	(3)	(69)	(0)	(0)	(1)
	Daley	0	0	0	20	0	0	0	0	0	1
	Kennedy-King	0	7	0	0	0	0	7	0	0	0
	Malcolm X	0	0	0	0	0	0	0	0	0	0
	Olive-Harvey	0	0	0	0	0	0	0	0	0	0
	Truman	5	0	0	0	0	3	62	0	0	0
	Washington	0	0	0	0	0	0	0	0	0	0
	Wilbur Wright	0	0	0	0	0	0	0	0	0	0
507	Danville	0	0	0	5	0	0	0	0	0	0
502	DuPage	0	28	0	0	0	0	18	0	0	0
509	Elgin	0	11	0	0	0	0	6	0	0	0
512	Harper	0	38	0	0	0	0	0	0	0	0
540	Heartland	0	0	0	0	0	0	0	0	0	0
519	Highland	0	0	0	0	0	2	8	0	0	0
514	Illinois Central	0	12	0	2	0	0	10	0	0	0
529	Illinois Eastern	(0)	(2)	(0)	(4)	(0)	(3)	(11)	(7)	(0)	(0)
	Frontier	0	0	0	0	0	0	0	0	0	0
	Lincoln Trail	0	2	0	0	0	0	0	0	0	0
	Olney Central	0	0	0	4	0	3	11	0	0	0
	Wabash	0	0	0	0	0	0	0	7	0	0
513	Illinois Valley	0	0	0	5	0	0	18	2	25	0
525	Joliet	0	4	2	0	0	0	7	0	0	0
520	Kankakee	0	8	0	1	0	0	1	0	0	0
501	Kaskaskia	0	0	0	10	0	0	4	0	0	0
523	Kishwaukee	0	0	0	0	0	1	5	0	0	0
532	Lake County	0	18	0	9	0	1	4	0	0	0
517	Lake Land	0	10	0	0	0	2	36	0	1	0
536	Lewis & Clark	0	0	0	0	0	0	11	0	0	0
526	Lincoln Land	0	38	0	0	0	9	16	0	4	0
530	Logan	0	5	0	7	0	2	5	0	0	0
528	McHenry	0	0	0	0	0	0	2	0	0	0
541	Metropolitan	0	0	0	0	0	0	0	0	0	0
524	Moraine Valley	0	19	0	0	0	0	1	0	0	0
527	Morton	0	9	0	0	0	0	3	0	0	0
535	Oakton	0	4	0	0	0	0	4	0	0	0
505	Parkland	0	0	0	0	0	0	18	0	0	0
515	Prairie State	0	14	0	0	0	0	4	0	0	0
521	Rend Lake	0	10	0	14	0	5	22	0	0	0
537	Richland	0	0	0	0	0	0	0	0	0	0
511	Rock Valley	0	0	0	0	0	0	11	0	0	0
518	Sandburg	0	0	0	0	0	0	1	15	0	0
506	Sauk Valley	0	5	0	0	0	0	0	0	0	0
531	Shawnee	0	0	0	0	0	0	0	0	0	0
510	South Suburban	0	0	0	0	0	0	0	0	0	0
533	Southeastern	0	6	0	22	0	2	16	12	0	0
534	Spoon River	0	0	0	0	0	0	6	0	0	0
504	Triton	0	38	0	1	20	0	20	1	0	0
516	Waubonsee	0	9	0	1	0	26	31	0	1	0
539	Wood	0	1	0	0	0	0	0	0	0	0
	TOTALS	11	327	2	101	23	58	388	46	31	1

SOURCE OF DATA: A1 Submission

Illinois Community College Board
Table III-9
ANNUAL DUPLICATED COMPLETERS BY ACADEMIC PROGRAM BY COLLEGE
FOR FISCAL YEAR 1997

Dist. No.	District/College	Aviation Systems/Avionics Maintenance Technologist/Technician 12 470609	Architectural Drafting 12 480102	Mechanical Drafting 12 480105	Typesetting, Make-up, & Composition 12 480205	Lithography, Photography, & Platemaking 12 480206	Printing Press Operator 12 480208	Desktop Publishing Equipment Operator 12 480212	Machinist/Machine Technologist 12 480501	Machine Tool Operation/Machine Shop 12 480503	Sheet Metal 12 480506
522	Belleville	21	0	14	0	0	0	10	12	9	11
503	Black Hawk	0	0	5	0	0	0	0	0	2	0
508	Chicago	(24)	(9)	(10)	(3)	(4)	(0)	(0)	(0)	(23)	(0)
	Daley	24	0	0	0	0	0	0	0	23	0
	Kennedy-King	0	0	8	3	4	0	0	0	0	0
	Malcolm X	0	0	0	0	0	0	0	0	0	0
	Olive-Harvey	0	4	0	0	0	0	0	0	0	0
	Truman	0	0	2	0	0	0	0	0	0	0
	Washington	0	3	0	0	0	0	0	0	0	0
	Wilbur Wright	0	2	0	0	0	0	0	0	0	0
507	Danville	0	0	0	0	0	0	0	0	1	0
502	DuPage	0	7	0	0	5	4	52	0	0	0
509	Elgin	0	0	0	0	0	0	2	0	1	0
512	Harper	0	4	0	0	0	0	0	0	2	0
540	Heartland	0	0	0	0	0	0	0	0	0	0
519	Highland	0	0	0	0	0	0	1	0	0	0
514	Illinois Central	0	1	0	0	5	0	0	0	0	0
529	Illinois Eastern	(0)	(10)	(0)	(0)	(0)	(0)	(0)	(0)	(16)	(1)
	Frontier	0	0	0	0	0	0	0	0	0	0
	Lincoln Trail	0	10	0	0	0	0	0	0	0	1
	Olney Central	0	0	0	0	0	0	0	0	0	0
	Wabash	0	0	0	0	0	0	0	0	16	0
513	Illinois Valley	0	0	0	0	0	0	0	0	1	0
525	Joliet	0	0	0	0	0	0	2	0	0	0
520	Kankakee	0	0	0	0	0	0	0	0	1	0
501	Kaskaskia	0	3	1	0	0	0	0	0	0	0
523	Kishwaukee	0	0	0	0	0	0	0	0	0	0
532	Lake County	0	1	6	0	0	0	0	0	2	0
517	Lake Land	0	2	0	0	0	0	3	0	0	0
536	Lewis & Clark	0	0	0	0	0	0	0	0	7	0
526	Lincoln Land	0	4	0	0	0	0	0	0	0	0
530	Logan	0	0	0	0	0	0	0	0	0	0
528	McHenry	0	0	0	0	0	0	0	0	7	0
541	Metropolitan	0	0	0	0	0	0	0	0	0	0
524	Moraine Valley	0	0	8	0	0	0	4	0	5	0
527	Morton	0	0	2	0	0	0	0	0	0	0
535	Oakton	0	4	0	0	0	0	11	0	4	0
505	Parkland	0	0	2	0	0	0	10	0	0	0
515	Prairie State	0	0	0	0	0	0	5	0	0	0
521	Rend Lake	0	11	0	0	0	0	0	0	0	0
537	Richland	0	0	4	0	0	0	1	0	5	0
511	Rock Valley	15	0	4	0	0	0	0	11	0	6
518	Sandburg	0	0	0	0	0	0	6	0	0	0
506	Sauk Valley	0	0	1	0	0	0	0	0	0	0
531	Shawnee	0	0	0	0	0	0	0	0	1	0
510	South Suburban	0	0	1	0	4	0	8	0	4	0
533	Southeastern	0	1	0	0	2	0	0	0	0	2
534	Spoon River	0	0	0	0	0	0	0	0	0	0
504	Triton	0	3	1	3	36	0	10	0	4	0
516	Waubonsee	0	0	0	0	0	0	1	0	15	0
539	Wood	0	0	0	0	0	0	0	0	0	0
	TOTALS	60	60	59	6	56	4	126	23	110	20

SOURCE OF DATA: A1 Submission

Illinois Community College Board
Table III-9
ANNUAL DUPLICATED COMPLETERS BY ACADEMIC PROGRAM BY COLLEGE
FOR FISCAL YEAR 1997

Dist. No.	District/College	Tool & Die Making 12 480507	Welding, Brazing, & Soldering 12 480508	Numerical Control 12 480520	Millwork & Cabinet Making 12 480703	Airplane Piloting 12 490102	Aviation Management 12 490104	Truck/Bus/Other Commercial Vehicle Operator 12 490205	Design & Visual Communications 12 500401	Commercial Photography 12 500406	Sign Language Interpreter 12 510205
522	Belleville	0	103	0	0	3	0	0	3	0	0
503	Black Hawk	0	1	0	0	0	0	0	2	0	0
508	Chicago	(0)	(0)	(0)	(0)	(0)	(0)	(0)	(1)	(0)	(0)
	Daley	0	0	0	0	0	0	0	0	0	0
	Kennedy-King	0	0	0	0	0	0	0	0	0	0
	Malcolm X	0	0	0	0	0	0	0	0	0	0
	Olive-Harvey	0	0	0	0	0	0	0	0	0	0
	Truman	0	0	0	0	0	0	0	0	0	0
	Washington	0	0	0	0	0	0	0	1	0	0
	Wilbur Wright	0	0	0	0	0	0	0	0	0	0
507	Danville	0	5	0	0	0	0	0	0	0	0
502	DuPage	13	1	0	0	0	0	0	35	18	0
509	Elgin	3	6	0	0	0	0	64	17	0	0
512	Harper	0	1	0	0	0	0	0	0	0	8
540	Heartland	0	0	0	0	0	0	0	0	0	0
519	Highland	0	1	0	0	0	0	0	0	0	0
514	Illinois Central	0	15	0	0	0	0	0	16	0	2
529	Illinois Eastern	(0)	(0)	(0)	(4)	(0)	(0)	(16)	(0)	(0)	(0)
	Frontier	0	0	0	0	0	0	0	0	0	0
	Lincoln Trail	0	0	0	0	0	0	0	0	0	0
	Olney Central	0	0	0	4	0	0	0	0	0	0
	Wabash	0	0	0	0	0	0	16	0	0	0
513	Illinois Valley	0	0	0	0	0	0	0	0	0	0
525	Joliet	0	0	0	0	0	0	0	0	0	0
520	Kankakee	1	2	0	0	0	0	0	0	0	0
501	Kaskaskia	0	2	0	0	0	0	0	0	0	0
523	Kishwaukee	1	0	0	0	0	0	0	0	0	0
532	Lake County	1	0	0	0	0	0	0	0	0	0
517	Lake Land	0	7	0	0	0	0	0	0	0	0
536	Lewis & Clark	0	0	0	0	0	0	0	0	0	0
526	Lincoln Land	0	12	0	0	0	3	0	0	0	0
530	Logan	0	4	0	0	0	0	0	0	0	7
528	McHenry	0	0	0	0	0	0	0	0	0	0
541	Metropolitan	0	0	0	0	0	0	0	0	0	0
524	Moraine Valley	0	5	0	0	0	0	0	0	0	0
527	Morton	0	1	0	0	0	0	0	0	0	0
535	Oakton	0	0	0	0	0	0	0	0	0	0
505	Parkland	0	0	0	0	0	0	47	11	0	0
515	Prairie State	1	5	0	0	0	0	0	2	2	0
521	Rend Lake	0	6	0	0	0	0	0	0	0	0
537	Richland	0	0	0	0	0	0	0	0	0	0
511	Rock Valley	17	2	4	0	0	0	0	0	0	0
518	Sandburg	0	1	1	0	0	0	0	0	0	0
506	Sauk Valley	0	0	0	0	0	0	0	0	0	0
531	Shawnee	0	0	0	0	0	0	0	0	0	0
510	South Suburban	0	0	0	0	0	0	0	2	0	0
533	Southeastern	0	6	0	0	0	0	0	0	0	0
534	Spoon River	0	0	0	0	0	0	0	0	0	0
504	Triton	0	16	0	0	0	0	1	5	0	0
516	Waubonsee	0	0	0	0	0	0	0	0	0	54
539	Wood	0	0	0	0	0	0	26	0	0	0
	TOTALS	37	202	5	4	3	3	154	94	20	71

SOURCE OF DATA: A1 Submission

Illinois Community College Board
Table III-9
ANNUAL DUPLICATED COMPLETERS BY ACADEMIC PROGRAM BY COLLEGE
FOR FISCAL YEAR 1997

Dist. No.	District/College	Dental Assistant 12 510601	Dental Hygienist 12 510602	Dental Laboratory Assistant 12 510603	Hospital/Health Facilities Administration 12 510702	Health Unit Coordinator/Ward Clerk 12 510703	Medical Records Technology/ Technician 12 510707	Medical Transcription 12 510708	Medical Assistant 12 510801	Occupational Therapy Assistant 12 510803	Pharmacy Technician/ Assistant 12 510805
522	Belleville	0	0	0	0	19	16	0	29	0	0
503	Black Hawk	1	0	0	0	0	0	0	0	0	0
508	Chicago	(0)	(0)	(0)	(0)	(0)	(9)	(14)	(0)	(22)	(16)
	Daley	0	0	0	0	0	0	0	0	0	0
	Kennedy-King	0	0	0	0	0	0	14	0	0	0
	Malcolm X	0	0	0	0	0	0	0	0	0	16
	Olive-Harvey	0	0	0	0	0	0	0	0	0	0
	Truman	0	0	0	0	0	9	0	0	0	0
	Washington	0	0	0	0	0	0	0	0	0	0
	Wilbur Wright	0	0	0	0	0	0	0	0	22	0
507	Danville	0	0	0	0	0	0	0	0	0	0
502	DuPage	0	0	0	0	0	15	29	0	20	0
509	Elgin	10	0	0	0	0	0	4	0	0	0
512	Harper	0	25	0	0	0	0	4	9	0	13
540	Heartland	0	0	0	0	0	0	0	0	0	0
519	Highland	0	0	0	0	0	0	1	0	0	0
514	Illinois Central	3	23	0	6	0	1	6	0	14	0
529	Illinois Eastern	(0)	(0)	(0)	(0)	(0)	(0)	(1)	(0)	(0)	(0)
	Frontier	0	0	0	0	0	0	0	0	0	0
	Lincoln Trail	0	0	0	0	0	0	0	0	0	0
	Olney Central	0	0	0	0	0	0	1	0	0	0
	Wabash	0	0	0	0	0	0	0	0	0	0
513	Illinois Valley	7	0	0	0	0	0	0	0	0	0
525	Joliet	0	0	0	0	0	0	2	0	0	0
520	Kankakee	0	0	0	0	0	0	0	0	0	0
501	Kaskaskia	13	0	0	0	0	0	0	0	0	0
523	Kishwaukee	0	0	0	0	0	0	13	0	0	0
532	Lake County	0	0	0	0	0	8	10	0	0	0
517	Lake Land	0	20	0	0	0	0	0	0	0	0
536	Lewis & Clark	20	12	0	0	23	0	0	0	0	0
526	Lincoln Land	0	0	0	0	0	0	0	0	0	0
530	Logan	15	0	0	0	0	1	8	0	4	0
528	McHenry	0	0	0	0	0	0	0	0	0	0
541	Metropolitan	0	0	0	0	0	0	0	0	0	0
524	Moraine Valley	0	0	0	0	0	13	0	0	0	0
527	Morton	7	0	0	0	0	0	0	0	0	0
535	Oakton	0	0	0	0	0	14	4	0	0	0
505	Parkland	8	31	0	0	0	0	1	0	19	0
515	Prairie State	0	29	0	0	0	0	0	0	0	0
521	Rend Lake	0	0	0	0	0	3	0	0	5	0
537	Richland	0	0	0	0	0	0	0	0	0	0
511	Rock Valley	0	0	0	0	0	0	0	0	0	1
518	Sandburg	0	0	0	0	0	0	0	0	0	0
506	Sauk Valley	0	0	0	0	0	0	0	0	0	0
531	Shawnee	0	0	0	0	0	0	4	0	5	0
510	South Suburban	0	0	0	0	0	0	11	0	39	13
533	Southeastern	0	0	0	0	0	3	0	0	5	0
534	Spoon River	0	0	0	0	0	0	0	0	0	0
504	Triton	0	0	19	0	0	0	0	0	0	0
516	Waubonsee	0	0	0	0	0	0	0	0	0	0
539	Wood	0	0	0	0	0	0	0	0	0	0
	TOTALS	84	140	19	6	42	83	112	38	133	43

SOURCE OF DATA: A1 Submission

Illinois Community College Board
Table III-9
ANNUAL DUPLICATED COMPLETERS BY ACADEMIC PROGRAM BY COLLEGE
FOR FISCAL YEAR 1997

Dist. No.	District/College	Physical Therapy Assistant 12 510806	Physician Assistant 12 510807	Veterinarian Assistant/Animal Health Technician 12 510808	Emergency Medical Technology/Technician 12 510904	Nuclear Medical Technology/ Technician 12 510905	Medical Radiologic Technology/ Technician 12 510907	Respiratory Therapy Technician 12 510908	Surgical/Operating Room Technician 12 510909	Diagnostic Medical Sonography 12 510910	Renal Dialysis Technology/ Technician 12 510911
522	Belleville	37	0	0	0	0	31	19	0	0	0
503	Black Hawk	21	0	0	0	0	0	4	0	0	0
508	Chicago	(0)	(20)	(0)	(134)	(0)	(50)	(11)	(0)	(0)	(12)
	Daley	0	0	0	0	0	0	0	0	0	0
	Kennedy-King	0	0	0	0	0	0	0	0	0	0
	Malcolm X	0	20	0	134	0	21	1	0	0	12
	Olive-Harvey	0	0	0	0	0	0	10	0	0	0
	Truman	0	0	0	0	0	0	0	0	0	0
	Washington	0	0	0	0	0	0	0	0	0	0
	Wilbur Wright	0	0	0	0	0	29	0	0	0	0
507	Danville	0	0	0	0	0	0	0	0	0	0
502	DuPage	0	0	0	5	6	32	22	0	0	0
509	Elgin	0	0	0	26	0	0	0	15	0	0
512	Harper	0	0	0	0	0	0	0	0	0	0
540	Heartland	0	0	0	0	0	0	0	0	0	0
519	Highland	0	0	0	0	0	0	0	0	0	0
514	Illinois Central	19	0	0	1	0	11	17	11	0	0
529	Illinois Eastern	(0)	(0)	(0)	(7)	(0)	(12)	(0)	(0)	(0)	(0)
	Frontier	0	0	0	7	0	0	0	0	0	0
	Lincoln Trail	0	0	0	0	0	0	0	0	0	0
	Olney Central	0	0	0	0	0	12	0	0	0	0
	Wabash	0	0	0	0	0	0	0	0	0	0
513	Illinois Valley	0	0	0	0	0	0	0	0	0	0
525	Joliet	0	0	0	0	0	0	0	0	0	0
520	Kankakee	13	0	0	0	0	13	3	0	0	0
501	Kaskaskia	22	0	0	0	0	21	11	0	0	0
523	Kishwaukee	0	0	0	0	0	20	0	0	0	0
532	Lake County	0	0	0	0	0	8	0	0	0	0
517	Lake Land	23	0	0	0	0	0	0	0	0	0
536	Lewis & Clark	0	0	0	0	0	0	0	0	0	0
526	Lincoln Land	27	0	0	0	0	18	7	0	0	0
530	Logan	0	0	0	0	0	0	0	0	0	0
528	McHenry	0	0	0	25	0	0	0	0	0	0
541	Metropolitan	0	0	0	0	0	0	0	0	0	0
524	Moraine Valley	0	0	0	1	0	22	15	0	0	0
527	Morton	24	0	0	0	0	0	0	0	0	0
535	Oakton	30	0	0	0	0	0	0	0	0	0
505	Parkland	0	0	26	0	0	13	6	9	0	0
515	Prairie State	0	0	0	0	0	0	0	3	0	0
521	Rend Lake	0	0	0	9	0	0	0	0	0	0
537	Richland	0	0	0	0	0	0	0	0	0	0
511	Rock Valley	0	0	0	0	0	0	16	0	0	0
518	Sandburg	0	0	0	0	0	16	0	0	0	0
506	Sauk Valley	0	0	0	0	0	13	0	0	0	0
531	Shawnee	0	0	0	0	0	0	0	0	0	0
510	South Suburban	0	0	0	0	0	26	0	0	4	0
533	Southeastern	0	0	0	32	0	0	0	0	0	0
534	Spoon River	0	0	0	0	0	0	0	0	0	0
504	Triton	0	0	0	0	16	31	6	27	16	0
516	Waubonsee	0	0	0	0	0	0	16	0	0	0
539	Wood	0	0	0	0	0	0	0	0	0	0
	TOTALS	216	20	26	240	22	337	153	65	20	12

SOURCE OF DATA: A1 Submission

Illinois Community College Board
Table III-9
ANNUAL DUPLICATED COMPLETERS BY ACADEMIC PROGRAM BY COLLEGE
FOR FISCAL YEAR 1997

Dist. No.	District/College	Computerized Tomograpy 12 510913	Magnetic Resonance Imaging 12 510914	Medical Laboratory Technician 12 511004	Alcohol/Drug Abuse Counseling 12 511501	Psychiatric/Mental Health Services Technician 12 511502	Nursing (R.N. Training) 12 511601	Practical Nurse (L.P.N. Training) 12 511613	Nurse Assistant/Aide 12 511614	Home Health Aide 12 511615
522	Belleville	0	0	8	0	0	42	0	70	0
503	Black Hawk	0	0	0	0	0	46	44	1	0
508	Chicago	(0)	(0)	(52)	(84)	(0)	(257)	(150)	(94)	(0)
	Daley	0	0	0	0	0	42	0	17	0
	Kennedy-King	0	0	0	0	0	70	144	77	0
	Malcolm X	0	0	52	0	0	63	0	0	0
	Olive-Harvey	0	0	0	0	0	24	0	0	0
	Truman	0	0	0	0	0	58	0	0	0
	Washington	0	0	0	84	0	0	0	0	0
	Wilbur Wright	0	0	0	0	0	0	6	0	0
507	Danville	0	0	0	1	0	0	0	0	0
502	DuPage	0	0	0	25	0	50	0	0	0
509	Elgin	0	0	11	13	2	80	86	5	0
512	Harper	0	0	0	0	0	105	41	0	0
540	Heartland	0	0	0	0	0	25	4	0	0
519	Highland	0	0	0	0	0	31	11	0	0
514	Illinois Central	0	0	15	0	0	27	11	3	0
529	Illinois Eastern	(0)	(0)	(0)	(0)	(0)	(100)	(71)	(111)	(0)
	Frontier	0	0	0	0	0	0	0	56	0
	Lincoln Trail	0	0	0	0	0	0	0	19	0
	Olney Central	0	0	0	0	0	99	71	29	0
	Wabash	0	0	0	0	0	1	0	7	0
513	Illinois Valley	0	0	0	0	0	60	28	92	0
525	Joliet	0	0	0	0	0	99	0	0	0
520	Kankakee	0	0	5	0	0	49	20	0	0
501	Kaskaskia	0	0	0	0	0	71	24	0	0
523	Kishwaukee	0	0	0	0	0	38	1	42	0
532	Lake County	0	0	42	7	0	60	0	0	0
517	Lake Land	0	0	0	0	0	34	23	75	0
536	Lewis & Clark	0	0	1	0	0	73	16	104	0
526	Lincoln Land	0	0	0	0	0	92	0	0	0
530	Logan	0	0	7	0	0	48	66	0	0
528	McHenry	0	0	0	0	0	0	0	104	5
541	Metropolitan	0	0	0	2	0	0	0	4	0
524	Moraine Valley	0	0	8	2	0	53	0	0	0
527	Morton	0	0	0	0	0	35	30	1	0
535	Oakton	0	0	7	4	0	70	1	25	0
505	Parkland	0	0	0	0	0	104	30	0	0
515	Prairie State	0	0	0	11	11	61	0	0	0
521	Rend Lake	0	0	7	0	0	38	55	105	0
537	Richland	0	0	0	0	0	35	0	0	0
511	Rock Valley	0	0	0	0	0	35	0	190	0
518	Sandburg	0	0	0	0	0	38	26	0	0
506	Sauk Valley	0	0	7	0	0	14	17	27	0
531	Shawnee	0	0	1	0	0	21	49	0	0
510	South Suburban	0	0	0	0	1	71	32	0	0
533	Southeastern	0	0	0	0	6	44	76	0	0
534	Spoon River	0	0	0	0	0	20	25	0	0
504	Triton	17	14	0	22	0	108	96	0	0
516	Waubonsee	0	0	0	6	0	57	0	126	0
539	Wood	0	0	2	0	0	30	40	57	0
	TOTALS	17	14	173	177	20	2221	1073	1236	5

SOURCE OF DATA: A1 Submission

Illinois Community College Board
Table III-9
ANNUAL DUPLICATED COMPLETERS BY ACADEMIC PROGRAM BY COLLEGE
FOR FISCAL YEAR 1997

Dist. No.	District/College	Ophthalmic Medical Technologist 12 511803	Medical Laboratory Aide/ Phlebotomy 12 512602	Therapeutic Recreational Assisting 12 512604	Business Administration & Management, General 12 520201	Logistics & Materials Management 12 520202	Purchasing, Procurement, & Contracts Management 12 520203	Office Supervision & Management 12 520204	Operations Management & Supervision 12 520205	Accounting 12 520301
522	Belleville	0	0	0	32	0	0	0	0	0
503	Black Hawk	0	0	0	15	0	0	0	0	0
508	Chicago	(0)	(0)	(0)	(48)	(0)	(5)	(0)	(0)	(0)
	Daley	0	0	0	4	0	5	0	0	0
	Kennedy-King	0	0	0	2	0	0	0	0	0
	Malcolm X	0	0	0	0	0	0	0	0	0
	Olive-Harvey	0	0	0	11	0	0	0	0	0
	Truman	0	0	0	4	0	0	0	0	0
	Washington	0	0	0	4	0	0	0	0	0
	Wilbur Wright	0	0	0	23	0	0	0	0	0
507	Danville	0	0	0	0	0	0	4	0	0
502	DuPage	0	0	0	87	0	0	7	0	0
509	Elgin	0	0	0	6	0	0	12	0	0
512	Harper	0	0	0	22	0	0	0	0	0
540	Heartland	0	0	0	0	0	0	0	0	0
519	Highland	0	0	0	6	0	0	0	0	0
514	Illinois Central	0	0	0	37	0	1	0	0	0
529	Illinois Eastern	(0)	(0)	(0)	(9)	(0)	(0)	(0)	(0)	(0)
	Frontier	0	0	0	0	0	0	0	0	0
	Lincoln Trail	0	0	0	9	0	0	0	0	0
	Olney Central	0	0	0	0	0	0	0	0	0
	Wabash	0	0	0	0	0	0	0	0	0
513	Illinois Valley	0	0	0	7	0	0	0	0	0
525	Joliet	0	0	0	0	0	0	0	5	0
520	Kankakee	0	0	0	20	0	0	0	0	0
501	Kaskaskia	0	0	0	16	0	0	12	0	0
523	Kishwaukee	0	0	0	6	0	3	0	2	0
532	Lake County	0	0	0	27	0	0	0	2	5
517	Lake Land	0	0	0	24	0	0	1	0	0
536	Lewis & Clark	0	0	0	6	0	0	0	0	0
526	Lincoln Land	0	0	0	31	0	0	23	0	0
530	Logan	0	0	0	0	0	0	0	0	0
528	McHenry	0	0	0	0	0	0	0	8	0
541	Metropolitan	0	0	0	0	0	0	0	0	0
524	Moraine Valley	0	40	5	29	0	0	0	0	0
527	Morton	0	0	0	9	0	0	0	0	0
535	Oakton	0	0	0	0	0	1	0	1	0
505	Parkland	0	0	0	19	0	1	0	0	0
515	Prairie State	0	0	0	0	0	0	0	8	0
521	Rend Lake	0	0	0	21	0	0	0	0	0
537	Richland	0	0	0	26	0	2	0	0	0
511	Rock Valley	0	0	0	29	0	12	5	0	0
518	Sandburg	0	0	0	7	3	0	0	0	0
506	Sauk Valley	0	0	0	7	0	0	0	0	0
531	Shawnee	0	0	0	0	0	0	0	0	0
510	South Suburban	0	0	0	0	0	0	17	0	0
533	Southeastern	0	0	0	8	0	0	0	0	0
534	Spoon River	0	0	0	0	0	0	0	0	0
504	Triton	20	0	4	16	0	0	0	1	0
516	Waubonsee	0	0	0	1	0	0	0	1	0
539	Wood	0	0	0	14	0	0	0	0	0
	TOTALS	20	40	9	585	3	25	81	28	5

SOURCE OF DATA: A1 Submission

Illinois Community College Board
Table III-9
ANNUAL DUPLICATED COMPLETERS BY ACADEMIC PROGRAM BY COLLEGE
FOR FISCAL YEAR 1997

Dist. No.	District/College	Accounting Technician 12 520807	Administrative Asst./Secretarial Science, General 12 520401	Executive Assistant/Secretary 12 520402	Legal Administrative Assistant/ Secretary 12 520403	Medical Administrative Assistant/ Secretary 12 520404	Court Reporter 12 520405	Information Processing/Data Entry Technician 12 520407	General Office Clerk/Clerical & Typing Services 12 520408	Enterprise Management & Operation, General 12 520701
522	Belleville	14	27	0	5	1	0	82	3	0
503	Black Hawk	16	25	0	3	5	0	11	0	0
508	Chicago	(178)	(41)	(0)	(0)	(31)	(0)	(73)	(16)	(0)
	Daley	22	1	0	0	30	0	64	0	0
	Kennedy-King	3	12	0	0	0	0	9	4	0
	Malcolm X	19	0	0	0	0	0	0	0	0
	Olive-Harvey	13	17	0	0	0	0	0	0	0
	Truman	40	5	0	0	0	0	0	0	0
	Washington	15	4	0	0	1	0	0	0	0
	Wilbur Wright	66	2	0	0	0	0	0	12	0
507	Danville	16	1	6	0	5	0	6	0	0
502	DuPage	49	59	0	5	0	0	0	0	0
509	Elgin	2	5	6	1	0	0	7	0	0
512	Harper	33	14	16	1	2	0	6	4	2
540	Heartland	0	9	0	0	0	0	4	0	0
519	Highland	4	9	0	0	0	0	0	0	0
514	Illinois Central	15	18	0	0	4	2	25	20	0
529	Illinois Eastern	(5)	(34)	(2)	(0)	(3)	(3)	(55)	(0)	(0)
	Frontier	0	11	0	0	0	0	17	0	0
	Lincoln Trail	0	7	2	0	0	0	19	0	0
	Olney Central	5	7	0	0	3	0	8	0	0
	Wabash	0	9	0	0	0	3	11	0	0
513	Illinois Valley	15	0	0	0	0	0	11	5	0
525	Joliet	9	32	0	0	0	0	18	2	0
520	Kankakee	19	14	0	9	7	0	2	0	0
501	Kaskaskia	12	0	11	0	0	0	0	0	0
523	Kishwaukee	8	12	0	1	0	0	2	7	0
532	Lake County	27	23	0	0	0	0	29	0	0
517	Lake Land	17	11	0	1	4	0	25	3	0
536	Lewis & Clark	10	5	0	6	14	0	0	4	0
526	Lincoln Land	3	8	2	0	4	0	62	0	0
530	Logan	19	0	3	3	5	0	0	1	0
528	McHenry	8	17	0	2	0	0	17	0	5
541	Metropolitan	0	6	0	0	0	0	5	0	5
524	Moraine Valley	14	29	1	1	0	0	0	5	1
527	Morton	3	6	0	2	1	0	18	4	0
535	Oakton	9	17	5	0	0	0	0	0	0
505	Parkland	26	3	8	7	2	0	6	0	2
515	Prairie State	5	7	0	0	0	0	19	0	1
521	Rend Lake	2	8	0	0	5	0	7	0	3
537	Richland	2	24	0	0	0	0	6	0	0
511	Rock Valley	15	10	0	2	4	0	0	0	9
518	Sandburg	16	16	0	3	5	0	10	8	0
506	Sauk Valley	16	8	0	1	2	0	7	1	0
531	Shawnee	8	0	4	2	9	0	0	1	0
510	South Suburban	30	5	4	0	4	8	2	5	7
533	Southeastern	0	3	0	0	0	0	4	1	0
534	Spoon River	0	17	0	0	0	0	0	4	0
504	Triton	13	21	9	7	0	6	6	1	1
516	Waubonsee	14	4	4	4	1	0	10	2	0
539	Wood	2	4	1	0	0	0	1	2	0
	TOTALS	654	552	82	66	118	19	536	99	36

SOURCE OF DATA: A1 Submission

Illinois Community College Board
Table III-9
ANNUAL DUPLICATED COMPLETERS BY ACADEMIC PROGRAM BY COLLEGE
FOR FISCAL YEAR 1997

Dist. No.	District/College	Banking & Financial Support Services 12 520803	Investments & Securities 12 520807	Hotel/Motel & Restaurant Management 12 520902	Human Resources Management 12 521001	International Business 12 521101	Management Information Systems/Business Data Processing, General 12 521201	Business Computer Programming/Programmer 12 521202	Business Systems Networking & Telecommunications 12 521204	Business Computer Facilities Operator 12 521205
522	Belleville	3	0	0	0	0	0	11	0	0
503	Black Hawk	1	0	1	0	0	0	23	0	3
508	Chicago	(6)	(0)	(0)	(0)	(0)	(0)	(182)	(0)	(0)
	Daley	0	0	0	0	0	0	7	0	0
	Kennedy-King	0	0	0	0	0	0	48	0	0
	Malcolm X	0	0	0	0	0	0	8	0	0
	Olive-Harvey	0	0	0	0	0	0	26	0	0
	Truman	0	0	0	0	0	0	48	0	0
	Washington	6	0	0	0	0	0	28	0	0
	Wilbur Wright	0	0	0	0	0	0	17	0	0
507	Danville	0	0	0	0	0	0	22	0	14
502	DuPage	0	0	3	0	0	0	66	0	0
509	Elgin	0	0	0	0	0	0	5	7	0
512	Harper	8	0	0	3	1	0	43	0	1
540	Heartland	0	0	0	0	0	5	0	0	0
519	Highland	0	0	0	1	0	0	2	0	0
514	Illinois Central	7	0	0	0	0	0	24	0	0
529	Illinois Eastern	(2)	(0)	(0)	(0)	(0)	(0)	(0)	(0)	(0)
	Frontier	0	0	0	0	0	0	0	0	0
	Lincoln Trail	1	0	0	0	0	0	0	0	0
	Olney Central	0	0	0	0	0	0	0	0	0
	Wabash	1	0	0	0	0	0	0	0	0
513	Illinois Valley	0	0	0	0	0	0	1	4	0
525	Joliet	0	0	0	10	0	0	13	0	0
520	Kankakee	0	0	0	0	0	0	7	0	0
501	Kaskaskia	0	0	0	0	0	0	4	0	0
523	Kishwaukee	0	0	0	0	0	0	4	0	0
532	Lake County	0	0	0	0	0	0	16	0	0
517	Lake Land	0	0	0	0	0	0	10	0	7
536	Lewis & Clark	1	0	1	2	0	0	13	0	0
526	Lincoln Land	0	0	2	0	0	0	47	0	0
530	Logan	0	0	0	0	0	0	21	0	0
528	McHenry	0	0	0	0	1	0	3	0	0
541	Metropolitan	0	0	0	0	0	0	1	0	0
524	Moraine Valley	0	0	0	3	0	0	11	13	0
527	Morton	1	0	0	0	0	0	8	0	0
535	Oakton	6	4	4	0	0	0	25	4	0
505	Parkland	4	0	7	0	4	3	33	8	0
515	Prairie State	1	0	0	0	0	0	7	0	3
521	Rend Lake	0	0	0	0	0	0	1	0	0
537	Richland	0	0	0	0	0	0	3	0	0
511	Rock Valley	3	0	0	0	0	0	9	0	0
518	Sandburg	0	0	0	3	0	0	11	0	0
506	Sauk Valley	0	0	0	0	0	0	1	0	0
531	Shawnee	0	0	1	0	0	0	6	0	0
510	South Suburban	5	0	0	0	0	0	25	0	0
533	Southeastern	0	0	0	0	0	0	7	0	0
534	Spoon River	0	0	0	0	0	0	6	0	0
504	Triton	0	0	9	1	0	0	8	0	3
516	Waubonsee	0	0	0	0	0	0	3	0	0
539	Wood	0	0	0	0	0	0	0	0	0
	TOTALS	48	4	28	23	6	8	682	36	31

SOURCE OF DATA: A1 Submission

Illinois Community College Board
Table III-9
ANNUAL DUPLICATED COMPLETERS BY ACADEMIC PROGRAM BY COLLEGE
FOR FISCAL YEAR 1997

Dist. No.	District/College	Business Marketing/Marketing Management 12 521401	International Business Marketing 12 521403	Real Estate 12 520501	General Studies	Vocational Skills	Total*
522	Belleville	0	0	3	0	0	1,747
503	Black Hawk	0	0	0	0	0	857
508	Chicago	(0)	(0)	(0)	(4)	(56)	(4,987)
	Daley	0	0	0	0	1	563
	Kennedy-King	0	0	0	4	0	615
	Malcolm X	0	0	0	0	0	581
	Olive-Harvey	0	0	0	0	0	403
	Truman	0	0	0	0	53	838
	Washington	0	0	0	0	0	1,407
	Wilbur Wright	0	0	0	0	2	580
507	Danville	0	0	0	0	0	231
502	DuPage	0	0	0	0	0	2,242
509	Elgin	0	0	0	0	0	1,021
512	Harper	0	0	0	0	0	1,490
540	Heartland	0	0	0	0	0	308
519	Highland	0	0	0	0	1	275
514	Illinois Central	0	0	3	0	0	1,145
529	Illinois Eastern	(0)	(0)	(0)	(0)	(0)	(1,108)
	Frontier	0	0	0	0	0	157
	Lincoln Trail	0	0	0	0	0	268
	Olney Central	0	0	0	0	0	424
	Wabash	0	0	0	0	0	259
513	Illinois Valley	0	0	0	0	0	675
525	Joliet	0	0	1	0	0	835
520	Kankakee	0	0	0	0	0	370
501	Kaskaskia	0	0	0	0	0	583
523	Kishwaukee	0	0	0	0	0	493
532	Lake County	0	0	0	0	0	957
517	Lake Land	0	0	0	0	0	913
536	Lewis & Clark	0	0	0	0	0	641
526	Lincoln Land	0	0	0	0	0	1,070
530	Logan	0	0	0	0	0	656
528	McHenry	0	0	1	0	0	550
541	Metropolitan	0	0	0	1	9	89
524	Moraine Valley	0	0	1	0	0	1,134
527	Morton	0	0	0	0	1	351
535	Oakton	7	2	0	0	0	558
505	Parkland	0	0	0	0	0	943
515	Prairie State	0	0	3	0	0	459
521	Rend Lake	0	0	0	0	0	663
537	Richland	0	0	0	0	0	318
511	Rock Valley	0	0	0	0	2	991
518	Sandburg	0	0	0	0	0	441
506	Sauk Valley	0	0	0	0	0	346
531	Shawnee	0	0	0	0	0	310
510	South Suburban	0	0	0	0	0	619
533	Southeastern	0	0	0	0	0	505
534	Spoon River	0	0	0	0	0	273
504	Triton	0	0	6	0	2	1,104
516	Waubonsee	0	0	2	1	0	807
539	Wood	0	0	0	0	11	328
	TOTALS	7	2	20	6	82	33,393

*This total represents college-level graduates only. Prior to this year, adult education completions were included in this table.
SOURCE OF DATA: A1 Submission

Illinois Community College Board
Table III-10
SUMMARY OF ADULT EDUCATION COMPLETIONS
AWARDED IN FISCAL YEAR 1997 BY COMMUNITY COLLEGE DISTRICT

Dist. No.	District/College	Adult Basic Education Levels Completed	English As a Second Language Levels Completed	Total
522	Belleville	174	18	192
503	Black Hawk	110	36	146
508	Chicago	999	0	999
507	Danville	63	0	63
502	DuPage	192	374	566
509	Elgin	60	0	60
512	Harper	46	35	81
540	Heartland	15	0	15
519	Highland	20	1	21
514	Illinois Central	80	8	88
529	Illinois Eastern	42	0	42
513	Illinois Valley	66	63	129
525	Joliet	134	54	188
520	Kankakee	79	0	79
501	Kaskaskia	28	0	28
523	Kishwaukee	31	26	57
532	Lake County	83	162	245
517	Lake Land	24	0	24
536	Lewis & Clark	71	5	76
526	Lincoln Land	50	9	59
530	Logan	73	0	73
528	McHenry	21	74	95
541	Metropolitan	38	0	38
524	Moraine Valley	188	246	434
527	Morton	61	446	507
535	Oakton	115	263	378
505	Parkland	40	19	59
515	Prairie State	64	9	73
521	Rend Lake	43	0	43
537	Richland	92	5	97
511	Rock Valley	39	6	45
518	Sandburg	46	2	48
506	Sauk Valley	8	7	15
531	Shawnee	17	0	17
510	South Suburban	273	14	287
533	Southeastern	23	0	23
534	Spoon River	50	0	50
504	Triton	191	189	380
516	Waubonsee	50	54	104
539	Wood	20	0	20
	TOTALS	3,819	2,125	5,944

Education levels completed: ABE Beginning (0 - 5.9) to ABE Intermediate, ABE Intermediate (6.0-8.9) to ASE,
ESL Beginning Level (CELSA/MELT 0-V) to ESL Intermediate,
ESL Intermediate Level (CELSA/MELT VI-VII) to ESL Advanced

SOURCE OF DATA: ISBE Adult Education Data (includes students enrolled in FY96 or FY97
who completed in FY97.

Illinois Community College Board
Table III-11
SUMMARY OF HIGH SCHOOL COMPLETIONS
AWARDED IN FISCAL YEAR 1997 BY COMMUNITY COLLEGE DISTRICT

Dist. No.	District/College	Passed GED Exam**	Alternative High School Diploma Awarded	Total High School Completions
522	Belleville	318	0	318
503	Black Hawk*	319	60	379
508	Chicago	1,051	0	1,051
507	Danville	59	3	62
502	DuPage	179	0	179
509	Elgin	49	0	49
512	Harper	114	0	114
540	Heartland	30	0	30
519	Highland	93	0	93
514	Illinois Central	105	0	105
529	Illinois Eastern	36	0	36
513	Illinois Valley*	70	0	70
525	Joliet	159	0	159
520	Kankakee*	164	4	168
501	Kaskaskia	41	0	41
523	Kishwaukee*	128	0	128
532	Lake County	164	0	164
517	Lake Land	65	0	65
536	Lewis & Clark	109	0	109
526	Lincoln Land	67	0	67
530	Logan	72	0	72
528	McHenry	55	0	55
541	Metropolitan	18	0	18
524	Moraine Valley	207	0	207
527	Morton	206	0	206
535	Oakton	23	25	48
505	Parkland	69	0	69
515	Prairie State	134	0	134
521	Rend Lake	60	0	60
537	Richland*	83	2	85
511	Rock Valley	121	0	121
518	Sandburg*	84	0	84
506	Sauk Valley	32	0	32
531	Shawnee	34	7	41
510	South Suburban*	321	0	321
533	Southeastern*	54	0	54
534	Spoon River	42	0	42
504	Triton	135	4	139
516	Waubonsee	114	0	114
539	Wood*	85	0	85
	TOTALS	5,269	105	5,374

* GED completion data from ICCB Annual Enrollment and Completion (A1) Data for selected colleges. ISBE data includes students enrolled in FY96 or FY97 who completed in FY97.

** Completeness of the GED count is based on matches between student SSN identifiers in college and ETS data.

SOURCES OF DATA: ISBE Adult Education Data
ICCB Annual Enrollment and Completions (A1) Data for GED completions at selected colleges.

Section IV

FINANCIAL DATA

Presented in this section are financial data on audited revenues and expenditures, chargeback computations, local tax rates, tuition and fees, and state aid grants.

Tables IV-1 through IV-3 give historical data for annual enrollments, ICCB grants to colleges, and net instructional unit costs.

Table IV-4 shows the fiscal year 1997 reimbursable credit hours for funded instructional categories and the total reimbursable credit hours for each community college district. Reimbursable credit hours are those hours which qualify for state funding.

Tables IV-5 and IV-6 list the state grants received by each community college district during fiscal year 1997 and fiscal year 1998 for each category of grants.

Table IV-7 shows the per capita costs per credit hour, the chargeback rate, and tuition and fee rates for each community college district. Colleges are limited by law to a tuition rate that does not exceed one-third of their per capita costs.

Table IV-8 lists the total 1996 operating tax extensions and the corporate personal property replacement tax paid to each community college district in 1997.

Table IV-9 itemizes each college' s 1996 tax levy rates for the Education Fund; Operations and Maintenance Fund; Bond and Interest Fund; Liability, Protection, and Settlement Fund; Audit Fund; and Other Funds.

Table IV-10 details the fiscal year 1997 net instructional unit cost for funded instructional categories for each community college district.

Tables IV-11 through IV-13 show operating revenues by source and operating expenditures by object and function for the Education and Operation and Maintenance Funds as reported in the districts' fiscal year 1997 external audits.

Tables IV-14 through IV-15 present total current funds revenues by source of funds and expenditures by function for each public community college district as reported in the districts' fiscal year 1997 external audit.

Table IV-16 provides data on energy costs for each college for fiscal year 1997.

Illinois Community College Board
Table IV-1
ANNUAL FTE STUDENTS*
FISCAL YEAR 1987 THROUGH FISCAL YEAR 1997

Dist. No	District/College	Annual FY 1987 FTE	Annual FY 1988 FTE	Annual FY 1989 FTE	Annual FY 1990 FTE	Annual FY 1991 FTE	Annual FY 1992 FTE	Annual FY 1993 FTE	Annual FY 1994 FTE	Annual FY 1995 FTE	Annual FY 1996 FTE	Annual FY 1997 FTE
522	Belleville	5,406	5,639	6,040	6,335	6,691	7,378	7,782	7,393	7,056	6,991	6,870
503	Black Hawk	4,620	4,590	4,631	4,725	4,906	5,110	5,034	5,194	4,969	5,080	5,110
508	Chicago	58,571	54,079	51,429	51,831	56,147	58,754	55,902	52,403	47,708	45,887	45,748
507	Danville	1,929	1,893	1,924	1,992	2,085	2,182	2,249	1,937	1,736	1,665	1,629
502	DuPage	10,532	10,981	11,936	12,811	13,424	14,019	14,395	14,024	13,890	13,836	13,702
509	Elgin	2,823	2,978	3,403	3,966	4,168	4,465	4,798	4,688	4,585	4,628	4,678
512	Harper	7,123	7,301	7,723	7,923	7,847	8,218	8,183	7,970	7,641	7,413	7,540
540	Heartland									1,378	1,603	1,743
519	Highland	1,654	1,687	1,712	1,801	1,790	1,823	1,826	1,796	1,707	1,563	1,546
514	Illinois Central	6,241	6,169	6,038	6,095	6,347	6,668	6,423	6,319	6,144	6,231	6,275
529	Illinois Eastern	4,808	4,134	4,170	4,317	4,567	4,818	4,691	4,423	4,452	4,404	4,603
513	Illinois Valley	2,482	2,469	2,401	2,493	2,605	2,634	2,617	2,572	2,468	2,348	2,423
525	Joliet	4,958	5,181	5,283	5,332	5,512	5,621	5,827	5,578	5,534	5,709	5,811
520	Kankakee	2,526	2,560	2,385	2,457	2,661	2,871	3,037	2,829	2,917	3,070	2,936
501	Kaskaskia	2,045	2,129	2,139	2,254	2,398	2,541	2,602	2,520	2,476	2,354	2,251
523	Kishwaukee	1,699	1,724	1,749	1,772	1,795	1,952	1,881	1,838	1,856	1,912	1,749
532	Lake County	4,664	4,701	5,001	5,552	5,733	5,865	6,032	5,870	5,807	5,887	5,942
517	Lake Land	2,582	2,742	2,708	2,890	2,992	3,217	3,231	3,276	3,141	3,283	3,389
536	Lewis & Clark	2,589	2,496	2,527	2,800	2,985	3,109	3,069	2,852	2,719	2,797	2,864
526	Lincoln Land	3,519	3,718	3,805	3,842	4,102	4,346	4,467	4,335	4,565	4,584	4,622
530	Logan	2,187	2,412	2,771	2,983	3,271	3,383	3,460	3,379	3,580	3,622	3,555
528	McHenry	1,453	1,407	1,537	1,737	1,949	2,267	2,449	2,499	2,531	2,716	2,707
541	Metropolitan									802	613	625
524	Moraine Valley	6,513	6,379	7,035	7,402	7,776	8,123	8,084	7,406	7,140	7,040	7,058
527	Morton	1,445	1,409	1,573	1,760	1,869	1,993	1,923	1,845	1,807	1,762	1,955
535	Oakton	4,875	4,783	5,329	5,781	5,960	6,146	6,327	6,289	6,031	6,367	6,070
505	Parkland	4,155	4,116	4,505	4,831	4,905	5,675	5,477	5,139	4,955	4,881	4,752
515	Prairie State	2,231	2,378	2,447	2,542	2,851	3,042	3,029	2,840	2,718	2,746	2,809
521	Rend Lake	1,822	1,914	1,942	2,061	2,180	2,266	2,138	2,219	2,335	2,301	2,296
537	Richland	1,597	1,636	1,720	1,883	1,963	2,167	2,220	2,064	1,869	1,775	1,782
511	Rock Valley	3,573	3,548	3,664	3,849	4,117	4,316	4,321	4,369	4,170	4,141	4,072
518	Sandburg	1,687	1,645	1,659	1,605	1,684	1,800	1,794	1,636	1,729	1,825	1,852
506	Sauk Valley	1,628	1,677	1,652	1,646	1,792	1,873	1,744	1,567	1,503	1,487	1,486
531	Shawnee	1,096	965	945	964	1,099	1,364	1,396	1,400	1,353	1,357	1,282
510	South Suburban	3,399	3,416	3,884	4,012	4,204	4,759	5,106	4,984	4,574	4,437	4,168
533	Southeastern	2,126	2,224	2,180	2,296	2,348	2,320	2,245	2,300	2,277	2,147	2,025
534	Spoon River	1,099	1,089	1,066	1,086	1,283	1,382	1,457	1,274	1,187	1,204	1,206
504	Triton	8,342	8,183	8,183	8,185	8,391	8,266	8,236	7,489	7,646	8,154	8,349
516	Waubonsee	2,184	2,270	2,526	2,875	3,007	3,104	3,267	3,363	3,376	3,437	3,582
539	Wood	1,477	1,381	1,382	1,466	1,490	1,522	1,386	1,261	1,173	1,187	1,204
	TOTALS	183,660	180,003	183,004	190,152	200,894	211,359	210,105	201,140	195,505	194,444	194,266

*Calculated from annual reimbursable credit hours
SOURCE OF DATA: ICCB Credit Hour Claims

Illinois Community College Board
Table IV-2
TOTAL ICCB GRANTS PAID TO COMMUNITY COLLEGES
FISCAL YEAR 1991 THROUGH FISCAL YEAR 1998

Dist No	Dist/College	FY 1991 Total Grants	FY 1992 Total Grants	FY 1993 Total Grants	FY 1994 Total Grants	FY 1995 Total Grants	FY 1996 Total Grants	FY 1997 Total Grants	FY 1998 Total Grants
522	Belleville	$ 8,741,657	$ 8,912,403	$ 8,930,408	$ 9,996,639	$ 11,588,232	$ 11,944,222	$ 12,919,931	$ 13,197,001
503	Black Hawk	7,156,716	7,011,571	6,978,585	7,340,297	7,560,329	8,374,803	8,821,192	9,496,762
508	Chicago	57,569,071	53,763,432	56,160,170	56,489,317	55,307,152	55,004,449	54,867,655	54,437,927
507	Danville	3,147,507	3,189,140	3,146,845	3,288,457	3,491,144	3,624,427	3,813,564	3,754,788
502	DuPage	12,028,986	12,051,255	11,939,840	11,964,764	12,627,767	13,179,428	13,790,384	14,154,326
509	Elgin	3,409,520	3,714,451	3,640,406	3,836,507	4,201,372	4,307,067	4,691,917	4,903,069
512	Harper	7,446,182	7,095,854	6,595,465	6,742,589	6,865,061	7,387,696	7,560,636	7,718,768
540	Heartland*							1,682,175	1,978,600
519	Highland	2,717,504	2,769,746	2,491,418	2,458,116	2,584,034	2,783,363	3,088,573	3,085,376
514	Illinois Central	8,248,636	7,679,254	7,577,320	7,652,605	7,776,102	8,299,320	8,550,807	8,990,741
529	Illinois Eastern	7,394,141	7,443,518	7,523,449	7,893,756	8,289,703	8,645,907	9,407,968	10,115,803
513	Illinois Valley	2,570,653	2,440,673	2,492,913	2,438,812	2,473,722	2,645,841	2,923,061	3,033,110
525	Joliet	5,349,311	5,031,849	4,867,164	4,829,447	5,115,972	5,325,738	5,720,266	6,105,851
520	Kankakee	4,139,209	3,984,002	3,897,761	4,355,528	4,927,588	4,791,921	5,315,643	5,948,450
501	Kaskaskia	3,675,774	3,690,756	3,813,223	4,139,871	4,331,001	4,650,210	5,090,772	5,331,459
523	Kishwaukee	2,874,913	2,729,376	2,455,612	2,554,458	2,494,373	2,654,823	2,978,101	3,105,796
532	Lake County	5,084,443	5,225,514	5,035,053	5,027,855	5,266,182	5,571,405	5,903,991	6,081,848
517	Lake Land	3,609,424	3,829,689	3,755,129	4,209,942	4,591,794	4,923,519	5,259,389	5,791,824
536	Lewis & Clark	3,030,806	3,418,863	3,289,051	3,342,042	3,529,624	3,780,402	4,039,454	4,297,924
526	Lincoln Land	3,959,795	3,777,511	3,804,974	3,874,207	4,051,525	4,286,015	4,818,344	5,160,656
530	Logan	5,354,910	5,410,548	6,041,715	6,232,524	6,784,207	7,260,943	8,510,363	9,447,213
528	McHenry	1,559,257	1,623,317	1,766,576	1,982,642	2,147,914	2,361,952	2,596,410	2,849,976
541	Metropolitan*							2,324,857	2,144,312
524	Moraine Valley	7,191,191	7,426,585	7,093,419	7,230,433	7,327,879	7,570,684	7,536,024	7,535,553
527	Morton	1,665,352	1,819,208	1,709,953	1,811,652	1,833,487	1,908,350	2,163,780	2,242,755
535	Oakton	5,069,275	5,176,328	4,950,623	5,000,129	5,291,025	5,696,547	6,005,266	6,464,993
505	Parkland	5,076,206	5,457,576	4,911,077	5,954,200	6,138,854	6,644,624	6,661,421	6,628,947
515	Prairie State	2,657,011	2,578,497	2,625,273	2,752,858	2,763,692	2,944,497	3,135,988	3,415,543
521	Rend Lake	3,703,699	3,848,469	3,920,115	4,041,847	4,108,903	4,358,233	4,994,048	5,428,696
537	Richland	1,702,556	1,741,509	1,734,528	1,865,178	1,943,716	2,046,188	2,288,960	2,293,923
511	Rock Valley	3,796,127	3,738,825	3,753,256	3,793,454	3,847,896	4,187,882	4,464,383	4,604,212
518	Sandburg	2,134,847	2,031,043	1,917,516	2,129,184	2,233,779	2,288,356	2,671,293	3,173,508
506	Sauk Valley	2,407,280	2,230,739	2,217,439	2,295,426	2,327,003	2,389,055	2,540,632	2,549,889
531	Shawnee	1,879,912	1,783,995	1,896,714	2,468,869	2,690,240	2,913,163	3,281,289	3,533,128
510	South Suburban	4,963,177	4,878,025	4,383,016	4,984,812	6,173,345	6,290,196	7,099,445	7,341,227
533	Southeastern	4,105,638	4,074,090	3,977,343	4,024,591	4,178,918	4,591,564	5,034,661	5,355,455
534	Spoon River	1,669,153	1,599,810	1,659,284	1,633,330	1,796,487	1,786,143	2,014,395	2,060,291
504	Triton	8,888,685	8,399,833	7,920,530	7,635,909	7,768,211	7,943,413	8,234,878	8,959,950
516	Waubonsee	2,470,457	2,613,578	2,570,435	2,618,486	2,824,993	3,045,086	3,389,490	3,523,213
539	Wood	2,275,404	2,229,467	2,006,101	1,930,584	1,951,200	1,950,158	2,112,359	2,144,771
	TOTALS	$ 220,724,385	$ 216,420,299	$ 215,449,701	$ 222,821,316	$ 231,204,426	$ 240,357,589	$ 258,303,762	$ 268,387,634

*Heartland and Metropolitan were included in the system funding formula in fiscal year 1997 for the first time.

Illinois Community College Board
Table IV-3
NET INSTRUCTIONAL UNIT COST IN ILLINOIS PUBLIC COMMUNITY COLLEGES
SINCE FISCAL YEAR 1991

Dist.	District/College	FY 1991	FY 1992	FY 1993	FY 1994	FY 1995	FY 1996	FY 1997
522	Belleville	$ 103.48	$ 105.82	$ 106.73	$ 115.93	$ 125.33	$ 133.82	$ 139.94
503	Black Hawk	127.88	130.94	141.07	142.18	159.55	162.45	180.41
508	Chicago	109.06	108.75	114.61	117.08	135.91	154.72	141.25
	City-Wide	96.92	98.77	120.08	--	--	--	--
	Daley	121.05	123.14	141.60	126.79	152.58	141.92	133.84
	Kennedy-King	106.75	99.11	112.86	110.60	163.16	211.20	162.10
	Malcolm X	98.68	97.42	92.70	101.73	119.67	135.27	132.22
	Olive-Harvey	107.37	112.58	118.69	131.97	149.32	166.70	146.31
	Truman	102.02	101.52	101.94	107.78	122.03	133.25	127.81
	Washington	144.34	144.83	148.13	135.42	136.57	177.07	169.11
	Wright	131.27	127.23	122.91	127.13	136.03	156.83	142.63
507	Danville	135.58	120.96	129.93	143.97	170.47	185.04	212.85
502	DuPage	110.63	120.35	124.26	134.86	143.55	148.46	158.06
509	Elgin	129.03	133.46	138.97	144.08	161.87	158.84	180.29
512	Harper	158.78	161.06	163.08	178.72	160.70	220.69	219.30
540	Heartland					154.98	169.44	161.72
519	Highland	122.28	131.08	143.01	140.88	158.04	181.66	174.56
514	Illinois Central	124.92	124.83	133.16	152.64	149.11	143.51	168.50
529	Illinois Eastern	84.56	85.63	85.37	93.40	98.04	105.67	119.84
	Frontier	67.53	98.27	62.69	75.06	75.50	90.48	104.35
	Lincoln Trail	111.75	104.07	103.93	114.64	117.53	124.89	128.78
	Olney Central	111.64	78.24	101.98	105.90	117.30	128.29	164.24
	Wabash Valley	66.89	64.91	77.32	83.15	87.29	90.06	97.63
513	Illinois Valley	111.11	111.82	118.81	128.77	139.88	155.35	166.47
525	Joliet	142.08	143.86	145.15	158.98	178.19	194.66	200.64
520	Kankakee	95.39	93.29	92.69	102.81	104.19	104.92	116.97
501	Kaskaskia	110.66	112.59	111.56	123.75	131.50	136.10	141.28
523	Kishwaukee	134.01	123.83	131.17	144.26	150.88	153.25	179.45
532	Lake County	152.45	162.59	157.02	181.14	187.18	195.85	208.81
517	Lake Land	99.53	102.05	103.17	126.53	133.67	132.56	133.36
536	Lewis & Clark	103.96	98.82	109.91	124.33	143.38	141.78	175.99
526	Lincoln Land	123.39	116.48	117.79	132.62	142.43	154.95	164.06
530	Logan	106.18	119.28	111.12	124.19	127.47	143.69	155.85
528	McHenry	151.84	132.52	134.45	143.67	149.23	154.38	167.93
541	Metropolitan	160.09	189.53	154.71	DNA	155.79	155.79	132.49
524	Moraine Valley	137.39	159.83	136.17	160.72	164.54	174.17	175.85
527	Morton	140.20	141.87	145.58	155.63	153.54	163.19	160.21
535	Oakton	134.13	132.92	127.85	133.86	150.05	150.86	167.50
505	Parkland	137.44	125.15	146.46	154.08	169.00	176.44	185.40
515	Prairie State	122.63	125.97	133.69	143.42	156.65	160.24	181.06
521	Rend Lake	112.98	99.83	120.32	120.69	132.82	132.50	155.95
537	Richland	132.99	114.97	113.07	134.40	158.23	175.79	198.99
511	Rock Valley	133.76	138.16	147.55	151.39	162.88	172.64	177.83
518	Sandburg	122.93	124.45	130.58	130.58	163.17	163.17	207.27
506	Sauk Valley	127.63	134.54	138.56	154.96	164.82	200.45	196.54
531	Shawnee	111.53	116.51	70.54	136.07	161.85	170.32	170.53
510	South Suburban	128.96	129.71	133.81	141.00	162.52	164.81	159.48
533	Southeastern	108.78	114.70	120.55	127.15	138.40	143.79	153.76
534	Spoon River	130.04	116.30	119.20	127.38	127.63	156.13	171.04
504	Triton	146.59	149.00	154.41	160.88	158.98	154.35	152.84
516	Waubonsee	137.49	150.74	163.18	156.89	162.14	185.91	184.00
539	Wood	137.86	140.43	147.42	162.90	176.48	182.77	184.54
	STATE AVERAGES	$ 121.74	$ 123.44	$ 126.88	$ 136.09	$ 147.68	$ 158.95	$ 163.40

SOURCE OF DATA: Unit Cost Reports

Illinois Community College Board
Table IV-4
FISCAL YEAR 1997 TOTAL REIMBURSABLE CREDIT HOURS

Dist. No.	District	Baccalaureate	Business	Technical	Health	Remedial	ABE/ASE	Total
522	Belleville	115,695	21,615	34,063	10,421	16,448	7,855	206,096
503	Black Hawk	77,272	10,954	21,039	6,505	8,068	29,471	153,310
508	Chicago	347,990	57,496	76,762	66,926	98,949	724,314	1,372,437
507	Danville	28,297	4,826	7,367	1,135	3,764	3,485	48,874
502	DuPage	260,027	30,108	61,787	13,051	25,398	20,693	411,064
509	Elgin	76,083	11,134	18,787	7,336	7,528	19,477	140,344
512	Harper	147,441	18,193	17,796	7,771	21,470	13,528	226,198
540	Heartland	36,519	3,130	3,768	1,323	6,565	977	52,282
519	Highland	27,889	2,545	3,534	2,708	6,279	3,415	46,369
514	Illinois Central	123,863	16,804	24,293	8,869	7,315	7,103	188,247
529	Illinois Eastern	62,133	10,481	38,964	18,453	3,866	4,203	138,100
513	Illinois Valley	44,504	4,184	12,869	3,698	3,634	3,798	72,686
525	Joliet	100,793	10,034	28,980	6,318	17,160	11,052	174,336
520	Kankakee	31,223	6,025	6,844	8,351	6,105	29,547	88,093
501	Kaskaskia	38,988	5,535	9,334	8,912	2,756	2,006	67,530
523	Kishwaukee	31,163	3,123	5,844	3,554	3,528	5,262	52,473
532	Lake County	112,552	9,670	20,650	6,237	15,616	13,548	178,273
517	Lake Land	56,625	9,741	21,443	6,537	4,428	2,894	101,667
536	Lewis & Clark	49,716	7,460	8,190	6,633	7,457	6,477	85,932
526	Lincoln Land	84,045	11,416	20,965	9,334	10,356	2,542	138,658
530	Logan	68,304	9,793	10,364	7,374	4,958	5,857	106,650
528	McHenry	53,788	6,058	6,865	2,590	3,910	8,010	81,221
541	Metropolitan	9,290	1,213	1,168	619	2,339	4,112	18,741
524	Moraine Valley	141,875	12,245	19,142	12,489	15,261	10,719	211,730
527	Morton	27,688	2,588	3,700	3,459	2,301	18,906	58,642
535	Oakton	97,660	10,420	19,168	7,821	18,883	28,161	182,112
505	Parkland	91,938	8,794	13,352	9,978	14,523	3,990	142,575
515	Prairie State	46,618	4,822	9,607	6,383	9,218	7,624	84,271
521	Rend Lake	35,192	5,573	16,369	5,525	3,889	2,322	68,869
537	Richland	34,426	3,569	4,825	1,953	5,713	2,968	53,453
511	Rock Valley	74,534	8,851	19,917	4,492	9,438	4,942	122,173
518	Sandburg	30,269	5,556	7,026	5,459	3,573	3,692	55,574
506	Sauk Valley	27,845	3,474	5,142	2,647	4,280	1,178	44,566
531	Shawnee	23,505	3,891	2,933	3,446	1,613	3,070	38,458
510	South Suburban	56,678	10,657	10,347	10,996	13,690	22,664	125,031
533	Southeastern	27,849	4,792	14,600	7,477	2,179	3,861	60,757
534	Spoon River	23,659	2,797	3,774	2,513	1,452	1,974	36,169
504	Triton	115,080	24,294	38,670	23,363	13,315	35,735	250,457
516	Waubonsee	54,585	10,696	9,311	5,038	6,482	21,358	107,469
539	Wood	19,576	3,444	5,322	2,488	2,880	2,423	36,132
	STATE TOTALS	2,913,171	397,997	664,872	330,176	416,587	1,105,208	5,828,011

*The credit hours used for funding purposes may not be the same as presented in this table.
SOURCE OF DATA: ICCB Credit Hour Claims

Illinois Community College Board
Table IV-5
SUMMARY OF FISCAL YEAR 1997 ICCB GRANTS TO ILLINOIS PUBLIC COMMUNITY COLLEGES

						Workforce Preparation			Advanced Technology			
Dist. No.	District	Credit Hour Grants	Small College Grants	Equalization Grants	Special Population Grants	Business/ Industry Grants	Education to Careers	Student Support Services	Instructional Equipment	Technology Support	Retirees Health Ins. Grants*	Total Grants
522	Belleville	$ 6,632,101	$ 0	$ 5,320,205	$ 165,930	$ 189,822	$ 115,627	$ 82,506	$ 214,369	$ 126,815	$ 72,556	$ 12,919,931
503	Black Hawk	4,224,880	0	3,768,618	235,672	126,006	109,930	40,020	126,008	113,006	77,051	8,821,192
508	Chicago	33,176,335	0	12,286,874	6,687,504	509,797	231,285	412,694	657,411	234,125	671,629	54,867,655
507	Danville	1,651,639	120,000	1,571,347	76,600	69,761	104,183	16,468	48,131	105,352	50,083	3,813,564
502	DuPage	12,304,872	0	0	245,328	282,161	136,546	174,287	342,223	156,643	148,323	13,790,384
509	Elgin	3,910,768	0	0	210,354	118,958	110,295	52,885	116,249	117,188	55,220	4,691,917
512	Harper	6,605,786	0	0	216,499	138,396	118,524	89,688	143,164	129,149	119,429	7,560,636
540	Heartland	1,210,777	120,000	0	53,366	49,504	107,222	16,018	20,082	105,206	0	1,682,175
519	Highland	1,542,565	120,000	981,349	83,409	61,281	103,961	15,436	36,389	105,017	39,168	3,088,573
514	Illinois Central	5,492,433	0	2,256,635	97,194	143,834	115,389	67,416	150,693	121,910	105,303	8,550,807
529	Illinois Eastern	4,461,478	0	4,120,839	139,582	175,481	104,931	39,299	194,512	112,772	59,073	9,407,968
513	Illinois Valley	2,315,374	120,000	0	53,386	82,534	106,182	22,889	65,816	107,439	49,441	2,923,061
525	Joliet	4,899,081	0	0	184,902	126,217	115,966	59,767	126,300	119,424	88,609	5,720,266
520	Kankakee	2,369,604	0	2,291,799	235,967	86,518	105,312	22,209	71,333	107,218	25,684	5,315,643
501	Kaskaskia	2,412,477	120,000	2,054,606	58,748	96,006	104,996	18,716	84,469	106,083	34,673	5,090,772
523	Kishwaukee	1,642,161	120,000	775,030	76,761	66,958	103,767	18,699	44,249	106,077	24,400	2,978,101
532	Lake County	5,106,275	0	0	179,199	121,329	121,878	79,284	119,533	125,767	50,725	5,903,991
517	Lake Land	3,026,509	0	1,640,388	60,088	119,662	107,897	27,846	117,224	109,050	50,725	5,259,389
536	Lewis & Clark	2,519,130	0	955,976	118,357	84,161	109,119	31,898	68,069	110,367	42,378	4,039,454
526	Lincoln Land	4,137,191	0	0	93,461	127,099	113,788	47,380	127,522	115,399	56,504	4,818,344
530	Logan	3,112,748	0	4,852,254	97,703	93,815	106,238	31,524	81,437	110,245	24,400	8,510,363
528	McHenry	2,119,572	0	0	89,520	71,150	107,309	27,904	50,054	109,069	21,831	2,596,410
541	Metropolitan	686,574	120,000	1,186,560	54,975	47,924	103,429	5,660	17,895	101,840	0	2,324,857
524	Moraine Valley	6,646,394	0	0	171,666	154,077	114,812	76,506	164,875	124,864	82,830	7,536,024
527	Morton	1,542,314	120,000	0	102,541	62,125	105,302	22,924	37,557	107,450	63,567	2,163,780
535	Oakton	5,111,818	0	0	289,739	121,558	115,661	67,059	119,849	121,794	57,788	6,005,266
505	Parkland	4,749,466	0	1,190,432	136,028	125,685	110,539	48,781	125,564	115,854	59,073	6,661,421
515	Prairie State	2,520,870	0	52,654	110,684	79,751	108,552	30,578	61,963	109,938	60,999	3,135,988
521	Rend Lake	2,239,148	120,000	2,117,588	63,760	100,212	103,821	20,468	90,293	106,652	32,105	4,994,048
537	Richland	1,725,018	120,000	0	87,095	63,989	106,354	21,909	40,139	107,120	17,337	2,288,960
511	Rock Valley	3,779,592	0	0	112,815	112,421	113,074	51,329	107,199	116,682	71,272	4,464,383
518	Sandburg	1,597,415	120,000	504,855	66,816	75,110	105,185	14,646	55,537	104,760	26,968	2,671,293
506	Sauk Valley	1,448,700	120,000	551,296	56,114	64,378	104,585	15,252	40,678	104,957	34,673	2,540,632
531	Shawnee	1,251,443	120,000	1,523,755	46,578	65,062	102,679	12,577	41,624	104,088	13,484	3,281,289
510	South Suburban	4,139,250	0	2,086,843	285,235	114,643	112,297	51,859	110,275	116,854	82,188	7,099,445
533	Southeastern	2,205,136	120,000	2,193,398	74,650	104,255	102,485	15,263	95,892	104,961	18,621	5,034,661
534	Spoon River	1,155,928	120,000	351,383	42,262	60,812	103,243	10,721	35,740	103,484	30,820	2,014,395
504	Triton	7,028,590	0	0	315,559	199,474	114,269	89,256	227,734	129,008	130,987	8,234,878
516	Waubonsee	2,747,236	0	0	169,187	92,238	109,213	39,178	79,253	112,733	40,452	3,389,490
539	Wood	1,141,304	120,000	459,768	54,767	65,838	104,155	11,200	42,698	103,640	8,989	2,112,359
	STATE TOTALS	$ 166,589,952	$ 1,920,000	$ 55,094,452	$ 11,700,000	$ 4,650,000	$ 4,500,000	$ 2,000,000 #	$ 4,500,000	$ 4,650,000	$ 2,699,358	$ 258,303,762
	OTHER RETIREES										642	642
	ROUNDING	48		648								696
		$ 166,590,000	$ 1,920,000	$ 55,095,100	$ 11,700,000	$ 4,650,000	$ 4,500,000	$ 2,000,000 #	$ 4,500,000	$ 4,650,000	$ 2,700,000	$ 258,305,100

SOURCE OF DATA: ICCB Financial Records

Illinois Community College Board
Table IV-6
SUMMARY OF FISCAL YEAR 1998 ICCB GRANTS TO ILLINOIS PUBLIC COMMUNITY COLLEGES

						Workforce Preparation			Advanced Technology				
		Credit Hour Grants	Small College Grants	Equalization Grants	Special Population Grants	Business/ Industry	Education to Careers	Student Support Services	Instructional Equipment	Technology Support	Deferred Maint. Grants	Retirees Health Ins. Grants	Total Grants
522	Belleville	$ 6,604,172	$ 0	$ 5,515,355	$ 191,621	$ 199,822	$ 124,509	$ 72,055	$ 217,819	$ 148,670	$ 43,150	$ 79,828	$ 13,197,001
503	Black Hawk	4,358,768	0	4,174,749	260,427	143,015	113,628	44,712	135,229	142,617	43,150	80,467	9,496,762
508	Chicago	32,434,991	0	12,073,664	6,874,099	499,581	165,271	492,607	653,622	227,108	317,050	699,934	54,437,927
507	Danville	1,536,615	120,000	1,537,529	88,498	81,598	111,944	14,335	45,939	117,065	43,150	58,115	3,754,788
502	DuPage	12,604,217	0	0	257,274	298,014	132,623	167,294	360,574	131,633	48,150	154,547	14,154,326
509	Elgin	4,041,444	0	0	215,943	136,340	122,524	50,973	125,526	102,777	48,150	59,392	4,903,069
512	Harper	6,672,222	0	0	223,335	153,362	147,752	84,370	150,272	105,194	48,150	134,111	7,718,768
540	Heartland	1,432,416	120,000	0	59,075	67,482	108,339	14,889	25,416	117,833	33,150	0	1,978,600
519	Highland	1,518,646	120,000	908,846	87,727	75,100	108,119	23,701	36,492	129,639	38,150	38,956	3,085,376
514	Illinois Central	5,656,337	0	2,404,747	117,368	162,310	117,856	58,828	163,282	136,054	48,150	125,809	8,990,741
529	Illinois Eastern	4,594,306	0	4,426,825	150,976	193,734	108,486	77,091	208,967	161,510	132,600	61,308	10,115,803
513	Illinois Valley	2,331,805	120,000	0	59,383	99,040	112,302	20,155	71,297	121,586	38,150	59,392	3,033,110
525	Joliet	5,198,699	0	0	194,113	148,366	122,821	49,117	143,009	111,530	48,150	90,046	6,105,851
520	Kankakee	2,450,101	0	2,763,851	243,931	100,880	111,992	30,439	73,971	107,674	38,150	27,461	5,948,450
501	Kaskaskia	2,429,511	120,000	2,181,384	65,441	109,301	112,546	17,465	86,214	134,407	38,150	37,040	5,331,459
523	Kishwaukee	1,718,364	120,000	772,423	82,950	80,324	106,480	17,819	44,086	98,378	38,150	26,822	3,105,796
532	Lake County	5,240,601	0	0	189,993	130,687	119,487	74,406	117,306	105,019	48,150	56,199	6,081,848
517	Lake Land	3,194,490	0	1,870,678	70,906	138,510	110,698	28,457	128,680	151,224	38,150	60,031	5,791,824
536	Lewis & Clark	2,530,754	0	1,096,551	133,541	99,631	112,942	26,841	72,155	135,101	43,150	47,258	4,297,924
526	Lincoln Land	4,288,298	0	50,000	105,023	146,054	116,844	57,625	139,648	155,790	38,150	63,224	5,160,656
530	Logan	3,285,947	0	5,518,058	117,037	114,801	113,476	28,325	94,210	108,471	38,150	28,738	9,447,213
528	McHenry	2,314,816	0	0	93,790	87,833	109,944	29,962	55,003	99,403	38,150	21,075	2,849,976
541	Metropolitan	648,831	120,000	981,790	61,260	62,677	106,763	5,242	18,430	106,169	33,150	0	2,144,312
524	Moraine Valley	6,544,494	0	50,000	183,204	156,280	140,112	69,552	154,515	103,032	48,150	86,214	7,535,553
527	Morton	1,530,152	120,000	50,000	107,339	75,710	112,572	21,242	37,378	84,434	38,150	65,778	2,242,755
535	Oakton	5,462,813	0	0	294,441	140,078	133,029	82,791	130,959	103,760	48,150	68,972	6,464,993
505	Parkland	4,724,349	0	1,080,625	153,923	137,110	111,479	44,303	126,645	144,139	43,150	63,224	6,628,947
515	Prairie State	2,545,630	0	228,744	120,759	95,177	129,738	30,436	65,681	92,365	43,150	63,863	3,415,543
521	Rend Lake	2,288,598	120,000	2,414,189	77,817	112,845	111,274	28,041	91,367	115,761	38,150	30,654	5,428,696
537	Richland	1,662,725	120,000	0	96,090	76,151	113,389	20,765	38,020	117,029	33,150	16,604	2,293,923
511	Rock Valley	3,855,985	0	0	124,761	127,366	116,112	42,832	112,478	108,086	43,150	73,442	4,604,212
518	Sandburg	1,759,026	120,000	734,519	75,907	92,175	109,717	17,228	61,316	141,093	33,150	29,377	3,173,508
506	Sauk Valley	1,416,467	120,000	503,284	60,840	78,477	107,517	13,885	41,401	126,550	43,150	38,318	2,549,889
531	Shawnee	1,289,451	120,000	1,665,477	55,717	80,275	111,702	11,977	44,015	106,676	33,150	14,688	3,533,128
510	South Suburban	4,096,251	0	2,287,434	305,840	130,589	126,042	53,460	117,164	97,637	43,150	83,660	7,341,227
533	Southeastern	2,265,859	120,000	2,365,993	83,214	120,022	113,922	18,912	101,801	110,869	33,150	21,713	5,355,455
534	Spoon River	1,109,295	120,000	362,190	48,763	72,247	109,610	12,186	32,343	125,383	33,150	35,124	2,060,291
504	Triton	7,586,020	0	0	333,262	242,872	119,745	98,077	280,406	107,727	48,150	143,691	8,959,950
516	Waubonsee	2,827,545	0	0	172,857	106,466	112,034	35,084	82,092	101,197	43,150	42,788	3,523,213
539	Wood	1,116,499	120,000	407,500	61,555	77,700	129,663	12,522	40,272	134,415	33,150	11,495	2,144,771
	STATE TOTALS	$ 169,167,510	$ 1,920,000	$ 58,426,405	$ 12,300,000	$ 5,250,002	$ 4,725,003	$ 2,100,001	$ 4,725,000	$ 4,875,005	$ 1,999,350	$ 2,899,358	$ 268,387,634
	OTHER RETIREES											639	639
	ROUNDING	90		95		-2	-3	-1		-5	650	3	827
		$ 169,167,600	$ 1,920,000	$ 58,426,500	$ 12,300,000	$ 5,250,000	$ 4,725,000	$ 2,100,000	$ 4,725,000	$ 4,875,000	$ 2,000,000	$ 2,900,000	$ 268,389,100

SOURCE OF DATA: ICCB Financial Records

Illinois Community College Board
Table IV-7
PER CAPITA COSTS, CHARGEBACK RATES, AND STUDENT TUITION AND FEE RATES AT ILLINOIS PUBLIC COMMUNITY COLLEGE DISTRICTS

Dist. No.	District	FY 1997 Per Capita Costs a)	FY 1998 Chargeback Rates a)	FY 1998 Student Tuition & Fee Rates b)
522	Belleville	$ 179.06	$ 64.08	$ 42.50
503	Black Hawk	231.03	83.91	53.00
508	Chicago	DNS	DNS	46.67
507	Danville	299.94	140.23	40.00
502	DuPage	210.62	110.96	45.00
509	Elgin	253.44	168.46	42.00
512	Harper	259.31	160.18	47.50
540	Heartland	200.66	103.09	38.00
519	Highland	249.61	120.26	41.35
514	Illinois Central	242.97	103.10	44.45
529	Illinois Eastern	161.89	51.42	33.00
513	Illinois Valley	223.46	99.21	43.75
525	Joliet	217.33	106.71	46.00
520	Kankakee	182.20	60.16	38.00
501	Kaskaskia	181.43	59.18	39.75
523	Kishwaukee	268.81	149.34	42.00
532	Lake County	300.77	178.48	51.00
517	Lake Land	214.11	63.74	47.00
536	Lewis & Clark	256.21	117.51	48.00
526	Lincoln Land	178.60	76.58	39.75
530	Logan	175.94	80.62	33.00
528	McHenry	238.58	163.60	40.47
541	Metropolitan	DNS	DNS	44.00
524	Moraine Valley	237.99	134.52	49.00
527	Morton	204.97	76.65	48.00
535	Oakton	238.32	142.78	38.25
505	Parkland	232.35	133.07	47.00
515	Prairie State	230.01	96.64	56.00
521	Rend Lake	242.97	100.81	36.00
537	Richland	231.59	97.46	42.50
511	Rock Valley	242.43	112.51	43.00
518	Sandburg	222.18	96.36	54.00
506	Sauk Valley	223.58	86.04	44.00
531	Shawnee	234.06	82.06	35.00
510	South Suburban	247.91	123.91	53.00
533	Southeastern	193.25	74.14	33.00
534	Spoon River	223.70	83.48	48.00
504	Triton	197.31	85.25	44.50
516	Waubonsee	256.06	154.97	44.50
539	Wood	236.32	100.60	52.00
	AVERAGES	$ 226.87	$ 106.37	$ 43.85

DNS - Data Not Submitted
SOURCES OF DATA: a) Certificate of Chargeback Reimbursement
b) ICCB Survey

Illinois Community College Board
Table IV-8
1996 OPERATING TAX EXTENSIONS* FOR REAL ESTATE AND OTHER PROPERTY TAX AND 1997 CORPORATE PERSONAL PROPERTY REPLACEMENT TAX REVENUES

Dist. No.	District	1996 Operating Tax Extension a)	1997 Total CPPRT b)
522	Belleville	$ 4,841,012	$ 923,180
503	Black Hawk	4,665,040	908,367
508	Chicago	69,177,851	9,044,471
507	Danville	2,924,712	382,226
502	DuPage	41,269,341	1,030,172
509	Elgin	16,066,212	374,109
512	Harper	28,475,082	636,669
540	Heartland	4,894,405	532,543
519	Highland	2,488,796	266,938
514	Illinois Central	8,004,927	1,952,487
529	Illinois Eastern	2,100,240	446,015
513	Illinois Valley	3,290,508	798,351
525	Joliet	14,562,188	1,305,831
520	Kankakee	2,359,022	326,122
501	Kaskaskia	1,798,130	329,656
523	Kishwaukee	3,690,413	174,203
532	Lake County	24,109,371	785,657
517	Lake Land	3,464,515	289,432
536	Lewis & Clark	4,397,699	658,340
526	Lincoln Land	11,374,167	729,822
530	Logan	2,064,905	417,418
528	McHenry	9,000,273	215,992
541	Metropolitan	188,397	215,818
524	Moraine Valley	13,352,050	835,114
527	Morton	4,366,563	831,864
535	Oakton	22,715,529	681,452
505	Parkland	8,888,786	1,462,547
515	Prairie State	4,704,571	320,401
521	Rend Lake	1,124,499	285,152
537	Richland	4,434,213	287,044
511	Rock Valley	10,488,830	1,023,859
518	Sandburg	2,254,658	180,344
506	Sauk Valley	2,648,622	308,245
531	Shawnee	705,665	327,374
510	South Suburban	5,350,546	372,878
533	Southeastern	1,122,567	148,715
534	Spoon River	1,201,880	608,639
504	Triton	16,069,153	1,333,079
516	Waubonsee	9,628,384	613,256
539	Wood	1,768,805	333,588
	TOTALS	$ 376,032,527	$ 32,697,370

*1996 tax extensions are collectible in 1997
SOURCES OF DATA: a) ICCB 1998 Tax Survey
b) Department of Revenue

Illinois Community College Board
Table IV-9
1996 TAX LEVY RATES (PER $100 OF EAV)

Dist. No.	District	Impacted by PTELL*	Education Fund	Oper. & Maint. Fund	Supp. Equity	Liability, Protect. & Settlement Fund	Audit Fund	Building Bonds	Working Cash Bonds	Protect., Health & Safety Bonds	Teacher's Orders/Other	Prot., Health., & Safety Tax Levy	PBC Oper. & Maint. Fund	PBC Rental Fund	Total
522	Belleville		13.20	2.80		3.65	0.04		1.27			3.01			23.97
503	Black Hawk		12.00	7.00	4.58	9.24	0.42					5.00			38.24
508	Chicago	X	17.49	5.00		0.62	0.30						2.71	12.00	38.12
507	Danville		37.29	7.50		5.74	0.25	9.85							60.63
502	DuPage	X	16.97	2.92		0.62	0.02								20.53
509	Elgin	X	22.61	7.22		3.11	0.06						1.62	6.90	41.52
512	Harper	X	16.68	7.16		1.07	0.04	2.24				0.99			28.18
540	Heartland		17.50	5.00		0.70	0.14		1.10						24.44
519	Highland		17.50	7.50		4.05	0.26		3.34	2.48		4.90			40.03
514	Illinois Central		20.00	5.00		5.52	0.13				0.65	3.13		8.83	43.26
529	Illinois Eastern		17.50	7.50		4.76	0.31			10.25					40.32
513	Illinois Valley		13.00	4.00		3.74	0.13		3.92			4.61			29.40
525	Joliet	X	12.45	7.47		1.42	0.08					0.74			22.16
520	Kankakee		12.43	3.50	3.05	2.17	0.27								21.42
501	Kaskaskia		17.50	7.50		6.04	0.32		5.43			5.00			41.79
523	Kishwaukee		27.13	7.04		3.90	0.26	17.07				3.25			58.65
532	Lake County		13.00	6.00		1.30	0.01	1.30				0.30			21.91
517	Lake Land		15.50	2.50	5.58	6.91	0.18					5.00			35.67
536	Lewis & Clark		15.00	10.00		3.22	0.09		3.30	0.10	9.00				40.71
526	Lincoln Land		27.00	7.00		2.47	0.10								36.57
530	Logan		20.00	5.00		5.32	0.04	10.66							41.02
528	McHenry	X	21.88	2.99		1.46	0.10	7.08							33.51
541	Metropolitan		17.50	5.00		0.19	0.50		6.63						29.82
524	Moraine Valley	X	16.57	4.51	1.08	2.24	0.15	2.47				1.34			28.36
527	Morton	X	28.17	9.39		10.56	0.47		4.97			2.04			55.60
535	Oakton	X	16.54	3.31		0.91	0.04								20.80
505	Parkland		26.00	10.00		5.08	0.14					5.00			46.22
515	Prairie State	X	19.30	2.82		4.05	0.14				7.57	4.70			38.58
521	Rend Lake		18.65	4.70		4.66	0.47	5.50	8.50		11.10	4.67			58.25
537	Richland		21.31	4.00		2.73	0.22								28.26
511	Rock Valley		23.00	4.00		2.99	0.10	2.30				5.00			37.39
518	Sandburg		17.00	5.00	1.58	7.64	0.32		0.60	0.53	8.80	5.00			46.47
506	Sauk Valley		24.50	3.00		2.62	0.34			2.21	5.93	5.00			43.60
531	Shawnee		18.40	4.59		7.00	0.50								30.49
510	South Suburban	X	9.07	6.80	5.56	14.19	0.29		1.99		7.42	2.08			47.40
533	Southeastern		27.48	9.77		6.30	0.50								44.05
534	Spoon River		20.00	5.00		5.99	0.37			4.86					36.22
504	Triton	X	23.77	6.43		3.05	0.08					1.56			34.89
516	Waubonsee	X	25.70	3.00		2.42	0.17		1.45			1.35		11.68	45.77
539	Wood		17.50	5.00	1.08	7.90	0.34		3.20						35.02

*Property Tax Extension Limitation Law
SOURCE OF DATA: ICCB 1997 Budget Information/Tax Revenue Survey

Illinois Community College Board
Table IV-10
FISCAL YEAR 1997 NET INSTRUCTIONAL UNIT COST BY FUNDED INSTRUCTIONAL CATEGORIES
IN ILLINOIS PUBLIC COMMUNITY COLLEGES

		Baccalaureate	Business	Technical	Health	Remedial	ABE/ASE	Average
522	Belleville	$ 128.43	$ 144.56	$ 164.68	$ 199.14	$ 127.11	$ 132.81	$ 139.94
503	Black Hawk	180.78	180.05	209.90	271.38	170.24	140.64	180.41
508	Chicago	202.83	179.14	186.12	193.22	134.12	99.56	141.25
507	Danville	193.87	239.81	282.42	284.00	169.75	210.48	212.84
502	DuPage	148.49	182.02	175.15	257.67	140.03	161.18	158.06
509	Elgin	173.97	206.82	221.17	286.60	168.08	118.01	180.29
512	Harper	206.42	238.62	254.10	378.19	216.12	204.31	219.32
540	Heartland	159.36	164.17	188.56	220.01	136.15	236.30	161.73
519	Highland	171.50	217.17	249.16	193.28	122.47	171.57	174.56
514	Illinois Central	150.63	171.91	223.27	306.63	149.28	146.81	168.50
529	Illinois Eastern	113.62	130.06	126.23	131.20	136.99	67.71	119.84
513	Illinois Valley	168.24	149.75	161.77	221.72	162.01	132.79	166.47
525	Joliet	183.62	221.93	246.34	334.25	173.22	180.19	200.65
520	Kankakee	115.03	130.77	212.43	187.02	111.95	75.99	116.96
501	Kaskaskia	128.08	141.64	163.87	185.86	129.22	106.71	141.27
523	Kishwaukee	154.85	199.48	261.05	232.00	160.27	196.78	179.45
532	Lake County	208.01	229.90	240.56	353.69	186.48	140.17	208.81
517	Lake Land	120.17	137.52	156.73	205.50	115.36	89.08	133.36
536	Lewis & Clark	164.68	185.56	204.57	275.66	152.31	156.13	175.98
526	Lincoln Land	158.22	146.21	158.39	248.69	164.05	175.13	164.07
530	Logan	143.40	176.05	208.47	202.03	158.50	117.02	155.85
528	McHenry	162.32	195.52	229.65	185.97	172.36	123.32	167.92
541	Metropolitan	134.02	170.44	164.52	118.56	145.13	105.15	132.44
524	Moraine Valley	169.71	200.80	235.80	258.68	127.93	120.82	175.84
527	Morton	165.60	200.39	217.69	284.60	128.15	121.02	160.20
535	Oakton	169.16	204.66	206.05	275.54	144.37	105.66	167.50
505	Parkland	170.36	185.71	227.18	303.98	175.00	161.05	185.40
515	Prairie State	168.88	159.19	217.11	291.61	152.05	166.40	181.06
521	Rend Lake	130.15	148.79	207.93	120.07	137.87	348.03	155.95
537	Richland	182.25	219.50	286.74	274.23	182.35	207.96	198.99
511	Rock Valley	165.89	176.68	250.12	204.89	143.63	111.55	177.83
518	Sandburg	200.12	222.24	225.69	236.16	192.97	178.98	207.26
506	Sauk Valley	183.16	194.76	222.91	340.78	173.11	167.67	196.53
531	Shawnee	158.99	203.11	249.63	197.72	116.99	140.20	170.58
510	South Suburban	163.36	164.29	191.13	222.14	154.96	111.06	159.47
533	Southeastern	142.61	161.68	184.06	164.37	150.95	108.23	153.76
534	Spoon River	156.40	208.80	237.87	184.14	141.23	168.05	171.04
504	Triton	150.45	136.73	186.31	198.90	159.89	100.96	152.86
516	Waubonsee	178.16	200.76	242.96	226.92	154.24	163.67	183.99
539	Wood	164.25	196.74	228.57	270.18	159.85	173.99	184.53
	STATE AVERAGES	$ 167.37	$ 179.15	$ 199.32	$ 226.96	$ 151.40	$ 111.61	$ 163.40

SOURCE OF DATA: ICCB Unit Cost Report

Illinois Community College Board
Table IV-11
FISCAL YEAR 1997 AUDITED OPERATING REVENUES* BY SOURCE

Dist. No.	District	Local Taxes & Chgbacks	Student Tuition	Student Fees	ICCB Grants	CPPRT**	SBE Adult Ed & Other State	SBE Voc Ed	Federal	Other	Total
522	Belleville	4,768,617	9,045,758	1,009,449	11,952,306	893,601	0	491,936	26,951	477,137	28,665,755
503	Black Hawk	4,526,407	7,995,658	673,895	7,806,219	868,480	36,418	372,568	322,368	1,164,298	23,766,311
508	Chicago	74,742,005	32,315,038	6,504,266	45,463,209	8,932,739	0	1,427,392	230,407	3,022,413	172,637,469
507	Danville	2,877,263	2,634,298	485,657	3,342,986	377,474	0	96,366	7,117	427,067	10,248,228
502	DuPage	40,666,686	20,662,747	722,911	12,304,872	997,229	0	334,287	1,533	1,633,428	77,323,693
509	Elgin	16,476,456	5,472,756	0	3,910,768	369,464	1,599,805	0	0	596,767	28,426,016
512	Harper	27,645,237	11,271,178	963,001	6,605,786	741,100	276,146	220,519	0	2,111,243	49,834,210
540	Heartland	4,478,787	2,434,027	187,357	1,330,777	515,481	328,913	65,361	4,951	398,090	9,743,744
519	Highland	2,379,666	1,772,455	112,273	2,643,914	258,386	0	77,885	36,996	368,161	7,649,736
514	Illinois Central	7,919,370	8,112,935	600,497	7,560,482	1,889,928	1,901,191	0	0	2,165,114	30,149,517
529	Illinois Eastern	2,019,991	1,327,048	339,039	8,441,328	440,471	1,563,479	721,063	0	317,996	15,170,415
513	Illinois Valley	3,335,616	2,523,650	320,483	2,264,922	788,427	98,519	0	1,416	479,399	9,812,432
525	Joliet	15,691,926	7,533,698	3,030,719	4,899,081	0	331,147	201,115	7,377	849,296	32,544,359
520	Kankakee	2,325,479	2,685,835	228,163	4,661,403	322,068	663,657	217,202	51,500	545,372	11,700,679
501	Kaskaskia	1,759,152	2,331,993	320,433	4,230,004	319,094	41,781	68,389	74,348	143,879	9,289,073
523	Kishwaukee	3,693,263	2,076,177	215,494	2,524,149	163,037	0	86,190	7,738	143,723	8,909,771
532	Lake County	23,761,920	9,538,435	784,153	5,106,275	775,891	1,942,240	173,159	0	714,921	42,796,994
517	Lake Land	3,293,936	3,712,846	1,545,696	4,255,455	285,834	986,780	248,864	5,485	647,766	14,982,662
536	Lewis & Clark	4,220,058	3,134,212	201,150	3,475,106	650,156	0	139,549	0	53,679	11,873,910
526	Lincoln Land	9,928,850	4,505,751	254,465	3,700,991	706,438	61,042	139,635	12,924	608,682	19,918,778
530	Logan	1,956,340	3,971,797	378,114	7,965,002	404,044	0	221,349	0	448,296	15,344,942
528	McHenry	8,737,690	3,473,965	915,656	2,119,572	209,072	739,813	85,846	0	413,928	16,695,542
541	Metropolitan	DNS	DNS	DNS	DNS	DNS	DNS	DNS	DNS	DNS	DNS
524	Moraine Valley	12,805,000	12,858,569	695,057	6,646,394	833,109	0	334,056	0	1,082,840	35,255,025
527	Morton	4,189,094	2,175,389	136,407	1,662,314	821,588	0	24,537	0	380,308	9,389,637
535	Oakton	22,004,666	6,879,265	1,083,351	4,514,864	0	689,541	132,930	0	2,527,752	37,832,369
505	Parkland	9,114,977	9,992,018	1,188,229	5,939,897	1,444,365	1,325,356	207,782	47,554	1,210,336	30,470,514
515	Prairie State	4,571,047	4,963,213	522,112	2,573,524	316,440	0	151,888	0	455,140	13,553,364
521	Rend Lake	1,123,223	2,476,625	183,728	4,196,827	276,015	502,201	180,745	0	406,968	9,346,332
537	Richland	4,355,386	2,355,708	253,031	1,845,018	0	0	43,560	0	323,815	9,176,518
511	Rock Valley	10,109,095	5,588,110	446,653	3,779,592	1,011,131	0	163,561	0	393,995	21,492,137
518	Sandburg	2,270,290	2,362,073	191,697	2,021,208	174,565	30,578	144,745	0	569,552	7,764,708
506	Sauk Valley	2,503,098	1,871,179	127,044	2,119,996	304,413	0	67,365	48,510	104,019	7,145,624
531	Shawnee	602,404	1,016,309	349,515	2,895,198	323,005	0	107,130	12,317	391,982	5,697,860
510	South Suburban	5,136,821	5,897,116	975,677	6,226,093	361,068	684,118	278,097	16,230	505,911	20,081,131
533	Southeastern	1,201,702	1,881,698	135,543	4,518,534	146,730	0	149,451	136,302	179,218	8,349,178
534	Spoon River	1,129,327	1,748,658	192,078	1,627,311	601,074	43,106	44,773	41,321	155,605	5,583,253
504	Triton	17,001,933	12,192,695	308,705	7,028,590	1,316,610	0	783,379	1,216	1,421,727	40,054,855
516	Waubonsee	9,298,586	3,656,736	499,763	2,747,236	605,633	872,864	127,516	95,703	3,642,169	21,546,206
539	Wood	1,685,405	2,371,682	276,064	1,721,072	322,900	405,925	0	416	309,084	7,092,548
	STATE TOTALS	376,306,769	228,819,300	27,357,525	218,628,275	29,767,060	15,124,620	8,330,190	1,190,680	31,791,076	937,315,495

*Revenues received in the Education and Operations & Maintenance Funds
**Corporate Personal Property Replacement Tax Revenue
DNS = Data Not Submitted
SOURCE OF DATA: College Audits

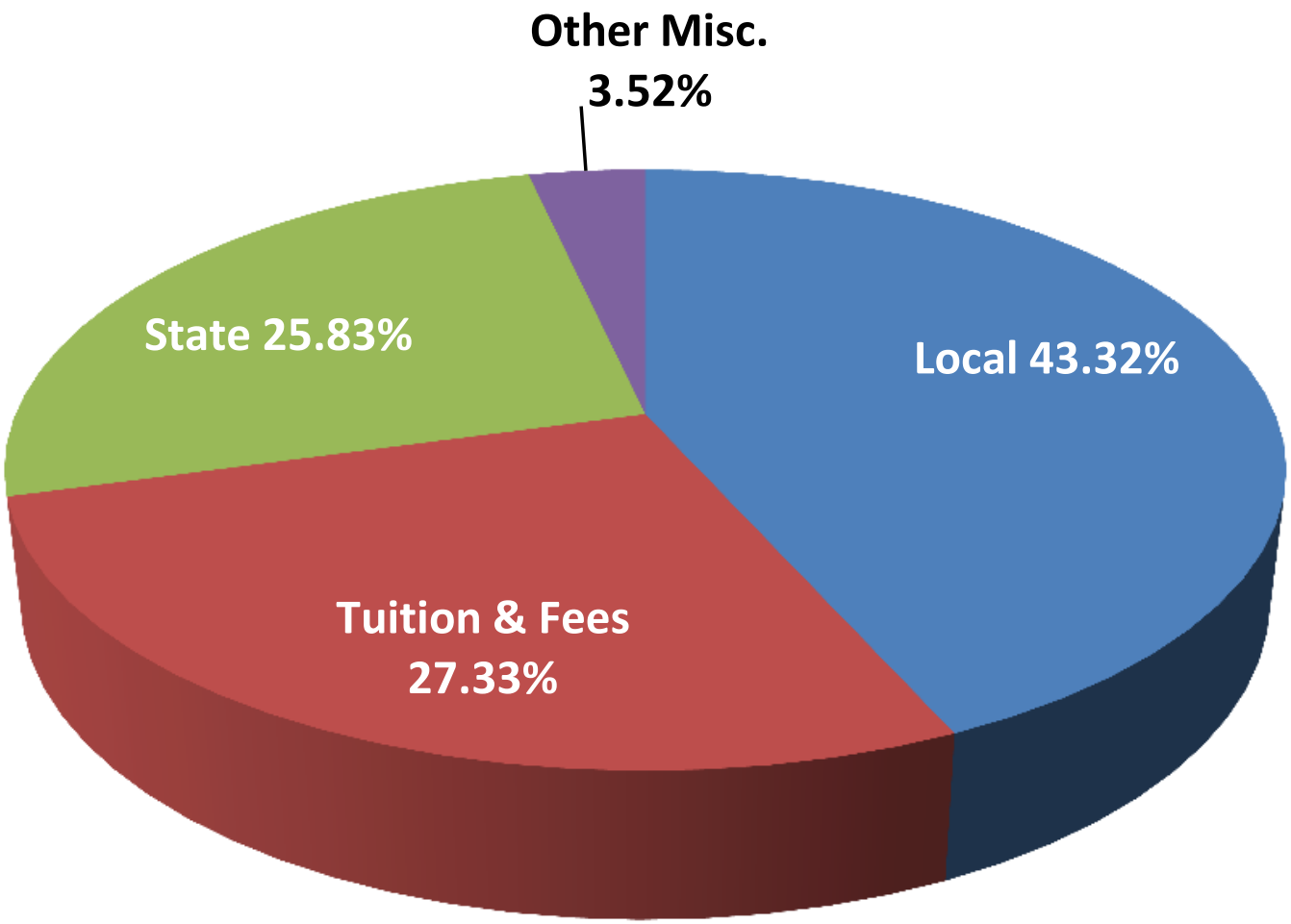

Figure 4. FY 1997Audited Sources of Revenue

Illinois Community College Board
Table IV-12
FISCAL YEAR 1997 AUDITED OPERATING EXPENDITURES* BY FUNCTION

Dist. No.	District	Instruction	Acad Support	Student Services	Public Service	Organ Research	Auxiliary Services	Oper & Maintenance	Instit. Support	Scholar.,Grants & Waivers	Total
522	Belleville	14,417,683	1,521,393	2,739,250	304,595	0	0	3,180,929	4,293,032	0	26,456,882
503	Black Hawk	9,797,234	2,449,606	1,985,365	688,324	0	0	2,503,390	4,282,113	1,509,219	23,215,251
508	Chicago	67,829,726	64,504,537	9,185	546,531	0	0	16,191,342	19,632,268	5,569,724	174,283,313
507	Danville	3,967,434	725,472	578,952	501,668	0	0	1,689,585	2,112,475	442,714	10,018,300
502	DuPage	38,971,573	5,041,652	6,390,671	146,602	0	0	9,251,833	11,288,116	1,527,617	72,618,064
509	Elgin	12,196,735	1,202,389	2,526,102	2,693	0	0	3,791,617	5,420,595	0	25,140,131
512	Harper	22,604,998	2,588,925	4,506,986	165,431	0	0	7,210,494	11,386,567	0	48,463,401
540	Heartland	4,279,667	522,790	660,686	260,849	0	0	1,147,651	1,538,973	466,962	8,877,578
519	Highland	3,173,530	693,509	539,175	219,606	0	0	1,010,845	1,533,011	37,668	7,207,344
514	Illinois Central	15,223,313	1,380,669	1,879,608	0	0	0	4,590,880	5,327,530	0	28,402,000
529	Illinois Eastern	8,209,448	412,306	683,733	0	0	0	2,285,937	3,857,016	55,278	15,503,718
513	Illinois Valley	5,060,379	519,007	801,164	0	0	0	1,497,542	1,634,025	0	9,512,117
525	Joliet	18,461,604	1,223,629	2,006,858	153,279	0	0	4,428,867	4,359,603	0	30,633,840
520	Kankakee	4,542,372	1,147,216	670,160	252,653	0	0	1,279,317	3,258,457	253,704	11,403,879
501	Kaskaskia	4,626,033	343,830	678,358	0	0	147,782	955,504	1,217,420	0	7,968,927
523	Kishwaukee	5,101,617	397,496	629,141	228,018	0	0	1,348,396	1,138,221	0	8,842,889
532	Lake County	20,360,435	3,029,593	3,100,958	1,796,146	0	0	4,136,252	7,914,292	0	40,337,676
517	Lake Land	7,568,801	479,186	1,061,204	442,214	0	0	1,796,348	2,752,978	310,762	14,411,493
536	Lewis & Clark	5,576,349	3,273,194	1,084,119	136,219	0	0	2,111,305	2,464,097	74,819	14,720,102
526	Lincoln Land	8,532,064	3,636,172	1,526,265	178,396	0	159,268	2,956,916	2,918,828	82,503	19,990,412
530	Logan	6,973,213	1,407,221	1,458,478	331,105	0	0	1,762,781	2,242,484	405,897	14,581,179
528	McHenry	7,010,123	1,182,366	1,386,423	845,359	0	0	1,477,361	3,170,298	0	15,071,930
541	Metropolitan	DNS	DNS	DNS	DNS	DNS	DNS	DNS	DNS	DNS	DNS
524	Moraine Valley	16,166,130	1,402,730	3,515,953	367,557	0	0	4,497,193	5,976,271	0	31,925,834
527	Morton	3,712,622	463,518	756,021	79,483	0	179,219	1,157,515	2,830,098	0	9,178,476
535	Oakton	18,598,909	2,455,389	3,702,218	392,203	0	0	3,413,072	3,136,278	0	31,698,069
505	Parkland	14,995,705	2,242,238	2,308,169	1,255,987	0	0	3,143,509	4,478,407	770,009	29,194,024
515	Prairie State	5,644,280	855,157	1,088,940	113,134	0	0	1,702,756	3,036,094	0	12,440,361
521	Rend Lake	4,409,024	407,214	758,402	153,318	0	0	1,185,067	1,828,479	633,558	9,375,062
537	Richland	4,965,388	487,174	774,258	408,256	0	0	987,018	1,450,356	79,902	9,152,352
511	Rock Valley	10,199,536	1,431,589	991,292	1,090,111	0	428,883	2,239,862	4,229,686	63,740	20,674,699
518	Sandburg	4,121,929	335,498	502,788	16,004	0	0	1,115,592	1,778,923	0	7,870,734
506	Sauk Valley	3,279,351	731,174	692,034	36,782	0	0	880,157	1,678,685	239,710	7,537,893
531	Shawnee	2,976,919	199,137	587,728	139,839	0	0	708,208	802,589	0	5,414,420
510	South Suburban	9,654,696	406,392	2,010,139	1,724,074	0	0	2,234,341	3,482,433	0	19,512,075
533	Southeastern	3,389,822	242,027	403,776	72,414	0	57,043	916,042	1,114,920	618,611	6,814,655
534	Spoon River	2,840,660	281,151	493,851	0	0	0	771,589	945,709	195,175	5,528,135
504	Triton	15,992,792	936,331	2,549,058	2,247,151	0	0	4,783,263	11,713,520	235,636	38,457,751
516	Waubonsee	6,193,725	832,762	1,168,022	1,391,508	0	202,625	2,680,525	6,223,132	0	18,692,299
539	Wood	3,128,648	369,472	603,271	267,426	0	210	585,415	1,449,883	233,206	6,637,531
	STATE TOTALS	424,754,467	111,761,111	59,808,761	16,954,935	0	1,175,030	109,606,216	159,897,862	13,806,414	897,764,796

*Expenditures made from the Education and Operations & Maintenance Funds
DNS = Data Not Submitted
SOURCE OF DATA: College Audits

Illinois Community College Board
Table IV-13
FISCAL YEAR 1997 AUDITED OPERATING EXPENDITURES* BY OBJECT

Dist. No.	District/College	Salaries	Employee Benefits	Contract. Services	General Materials	Travel	Fixed Charges	Utilities	Capital Outlay	Other	Total
522	Belleville	19,619,045	941,816	925,723	1,859,371	224,137	618,962	1,130,533	724,581	412,714	26,456,882
503	Black Hawk	15,398,511	2,189,822	1,148,963	1,688,616	261,975	168,708	938,656	373,189	1,046,811	23,215,251
508	Chicago	122,230,085	18,613,360	9,285,558	5,433,919	52,220	0	7,000,997	4,242,964	7,424,210	174,283,313
507	Danville	5,958,769	633,180	551,776	762,252	193,014	169,082	664,795	642,252	443,180	10,018,300
502	DuPage	50,704,360	4,820,379	3,005,880	5,375,943	482,956	1,743,542	2,798,359	2,102,932	1,583,713	72,618,064
509	Elgin	17,520,552	1,914,396	602,901	2,044,159	322,468	412,634	1,360,576	962,445	0	25,140,131
512	Harper	33,551,823	4,549,039	1,694,079	4,374,159	427,054	230,134	1,898,302	1,496,750	242,061	48,463,401
540	Heartland	5,096,579	565,453	388,933	728,096	233,307	626,416	165,265	586,060	487,469	8,877,578
519	Highland	5,111,112	608,725	321,495	574,405	86,595	80,840	442,546	85,049	-103,423	7,207,344
514	Illinois Central	19,860,163	3,417,299	788,612	2,287,609	278,465	127,257	1,140,260	314,149	188,186	28,402,000
529	Illinois Eastern	9,977,572	1,511,914	1,098,334	1,065,461	176,421	179,993	832,748	505,376	155,899	15,503,718
513	Illinois Valley	6,633,715	699,906	188,833	664,200	129,490	255,805	457,331	228,201	254,636	9,512,117
525	Joliet	20,174,740	2,327,855	1,507,052	2,233,261	345,376	382,608	995,041	1,590,559	1,077,348	30,633,840
520	Kankakee	6,809,784	1,014,762	572,656	786,247	113,823	40,387	517,555	1,271,402	277,263	11,403,879
501	Kaskaskia	5,349,223	605,832	458,106	545,792	92,019	70,411	395,840	80,772	370,932	7,968,927
523	Kishwaukee	6,542,050	466,440	402,028	549,053	60,454	85,204	529,396	124,732	83,532	8,842,889
532	Lake County	26,916,043	4,398,791	1,567,574	2,702,811	401,057	438,383	1,757,213	1,482,173	673,631	40,337,676
517	Lake Land	8,913,805	1,632,822	495,137	1,263,031	181,104	402,551	585,484	592,718	344,841	14,411,493
536	Lewis & Clark	8,063,434	377,873	2,746,333	903,904	98,988	87,795	710,985	1,646,441	84,349	14,720,102
526	Lincoln Land	14,347,598	1,065,797	531,847	1,232,790	299,262	648,600	942,837	825,208	96,474	19,990,413
530	Logan	10,205,188	1,016,227	485,494	1,114,789	259,821	96,751	527,937	285,296	589,676	14,581,179
528	McHenry	10,005,138	1,918,798	861,099	1,123,706	238,466	27,696	553,344	157,606	186,077	15,071,930
541	Metropolitan	DNS	DNS	DNS	DNS	DNS	DNS	DNS	DNS	DNS	DNS
524	Moraine Valley	20,757,054	2,781,757	1,859,161	3,047,877	292,883	227,550	1,042,399	1,462,480	454,673	31,925,834
527	Morton	6,129,789	1,352,290	288,550	687,798	64,002	30,755	458,936	78,327	88,029	9,178,476
535	Oakton	22,737,289	2,345,469	2,574,376	1,943,317	188,684	58,541	1,129,903	720,490	0	31,698,069
505	Parkland	18,942,975	2,997,625	798,779	2,229,157	333,675	411,132	1,189,192	1,014,700	1,276,789	29,194,024
515	Prairie State	8,385,810	815,404	701,836	1,059,326	131,771	12,272	609,337	17,569	707,036	12,440,361
521	Rend Lake	6,005,256	353,546	407,530	496,513	100,555	37,389	453,869	194,544	1,325,860	9,375,062
537	Richland	6,488,370	563,672	421,343	730,704	109,606	339,430	0	381,584	117,643	9,152,352
511	Rock Valley	13,481,465	2,341,710	1,218,541	1,524,924	208,861	38,867	796,788	914,558	148,985	20,674,699
518	Sandburg	4,907,734	442,898	587,636	576,550	158,373	108,226	367,002	439,944	282,371	7,870,734
506	Sauk Valley	5,134,840	416,254	134,954	635,191	120,338	58,057	312,866	480,780	244,613	7,537,893
531	Shawnee	3,938,814	103,758	336,311	513,663	83,339	35,295	287,309	98,654	17,277	5,414,420
510	South Suburban	13,111,534	1,896,329	1,006,980	1,845,414	126,919	213,913	869,089	186,916	254,981	19,512,075
533	Southeastern	4,378,322	247,394	500,179	450,481	90,703	39,508	347,432	127,951	632,685	6,814,655
534	Spoon River	3,539,856	379,137	128,412	504,325	99,909	24,260	346,115	207,571	298,550	5,528,135
504	Triton	25,553,741	4,456,714	1,776,589	2,334,373	186,257	405,836	1,371,653	1,833,250	539,338	38,457,751
516	Waubonsee	11,582,162	1,045,999	766,149	2,322,316	261,808	316,923	984,420	1,174,914	237,608	18,692,299
539	Wood	3,978,868	760,945	437,034	488,051	167,885	269,934	219,833	88,483	226,498	6,637,531
	STATE TOTALS	608,043,168	78,591,387	43,572,773	60,703,554	7,684,040	9,521,647	37,132,143	29,743,570	22,772,515	897,764,797

*Expenditures made from the Education and Operations and Maintenance Funds.
DNS = Data Not Submitted
SOURCE OF DATA: College Audits

Illinois Community College Board
Table IV-14
FISCAL YEAR 1997 TOTAL CURRENT FUNDS* REVENUE BY SOURCE

Dist. No.	District	Local Tax Revenue	Other Local Revenue	ICCB Grants	Other State Revenue	Federal Revenue	Tuition and Fees	Other Misc. Revenue	Total
522	Belleville	5,860,378	2,284,200	12,919,931	4,262,832	5,078,995	10,055,207	3,823,028	44,284,571
503	Black Hawk	6,153,691	64,795	8,609,244	5,528,609	5,054,107	8,913,206	4,876,156	39,199,808
508	Chicago	77,513,310	132,920	66,839,999	7,195,217	34,093,229	40,075,696	6,379,571	232,229,942
507	Danville	3,242,989	10,371	3,813,244	1,089,084	3,463,542	3,313,553	1,249,723	16,182,506
502	DuPage	41,750,052	213,805	13,693,693	7,186,136	2,861,256	26,357,958	6,591,221	98,654,121
509	Elgin	18,026,144	91,694	4,691,917	2,929,794	355,310	5,864,949	6,570,280	38,530,088
512	Harper	29,032,591	210,497	7,539,304	3,445,456	1,305,372	14,983,580	8,128,149	64,644,949
540	Heartland	4,749,506	0	1,682,175	1,103,738	1,012,511	2,621,384	417,773	11,587,087
519	Highland	2,764,949	0	3,088,546	992,203	1,289,249	2,351,290	1,463,644	11,949,881
514	Illinois Central	9,385,485	316,209	8,299,733	7,650,234	4,970,946	8,713,432	10,037,788	49,373,827
529	Illinois Eastern	2,404,555	45,532	9,312,369	3,738,952	3,868,563	2,070,294	2,246,627	23,686,892
513	Illinois Valley	4,069,254	14,825	2,923,061	1,846,068	2,601,277	3,085,267	7,868,062	22,407,814
525	Joliet	14,890,129	1,289,599	4,899,081	3,520,958	4,335,638	10,633,511	9,416,812	48,985,728
520	Kankakee	2,632,102	5,881	5,320,723	1,804,339	3,923,501	3,080,147	2,255,557	19,022,250
501	Kaskaskia	2,228,930	26,390	5,159,163	1,491,609	1,802,036	2,697,307	1,356,980	14,762,415
523	Kishwaukee	4,136,813	4,263	2,977,922	1,459,071	846,423	2,744,775	1,018,291	13,187,558
532	Lake County	24,389,875	1,028,052	5,901,543	5,203,236	3,308,275	10,708,399	6,766,647	57,306,027
517	Lake Land	3,755,853	87,322	5,259,272	4,381,646	2,963,959	5,258,542	1,423,789	23,130,383
536	Lewis & Clark	4,770,010	15,810	4,039,455	1,668,771	3,997,536	3,951,704	13,513,757	31,957,043
526	Lincoln Land	10,848,673	29,403	4,396,580	2,177,042	2,707,914	4,760,216	5,729,185	30,649,013
530	Logan	2,666,137	5,848	8,510,364	1,834,491	6,926,223	4,349,911	1,012,390	25,305,364
528	McHenry	9,575,442	0	2,595,767	1,439,360	892,476	4,704,193	2,282,292	21,489,530
541	Metropolitan	DNS	DNS	DNS	DNS	DNS	DNS	DNS	DNS
524	Moraine Valley	15,075,566	6,940,907	7,536,024	4,003,040	1,260,262	13,553,626	4,986,745	53,356,170
527	Morton	5,384,355	30,486	2,172,418	1,764,968	714,300	2,311,796	1,249,695	13,628,018
535	Oakton	22,977,672	169,542	6,005,266	2,871,194	1,849,204	9,261,597	9,716,522	52,850,997
505	Parkland	10,102,604	435,830	6,661,422	4,480,024	6,517,930	11,310,199	4,138,406	43,646,415
515	Prairie State	5,362,981	43,501	3,123,967	897,097	2,762,832	6,155,648	1,452,755	19,798,781
521	Rend Lake	1,363,840	5,055	4,196,827	3,931,110	2,251,667	2,660,353	1,859,887	16,268,739
537	Richland	4,832,285	26,391	2,565,021	1,360,035	922,234	2,608,739	770,657	13,085,362
511	Rock Valley	11,476,544	31,553	4,464,384	3,473,064	3,583,202	6,884,158	2,223,919	32,136,824
518	Sandburg	3,023,103	429,586	2,470,230	1,052,169	1,498,026	2,722,983	1,768,520	12,964,617
506	Sauk Valley	3,064,623	0	2,540,022	1,003,932	1,280,425	2,209,392	1,833,571	11,931,965
531	Shawnee	800,020	7,007	3,277,021	602,777	2,577,106	1,365,824	1,694,204	10,323,959
510	South Suburban	8,548,239	25,520	7,099,444	2,242,213	4,176,762	7,144,892	3,421,829	32,658,899
533	Southeastern	1,256,807	134,531	5,046,123	1,544,068	2,400,811	2,017,241	900,549	13,300,130
534	Spoon River	1,624,267	0	2,096,893	1,013,589	1,405,466	1,940,736	1,329,757	9,410,708
504	Triton	18,068,232	688,288	8,194,380	4,729,793	4,311,010	12,573,558	5,930,859	54,496,120
516	Waubonsee	10,009,866	110,949	3,389,490	2,602,841	1,455,947	4,156,499	5,716,694	27,442,286
539	Wood	2,029,082	70,634	2,112,359	993,530	1,783,246	2,762,445	967,378	10,718,674
	STATE TOTALS	$ 409,846,954	$ 15,027,196	$ 265,424,377	$ 110,514,290	$ 138,408,768	$ 272,934,207	$ 154,389,669	$ 1,366,545,461

*Revenues received in the Education, Operation and Maintenance (including PBC), Restricted Purposes, Auxiliary Services, Liability/Protection/Settlement and Audit Funds
DNS = Data Not Submitted
SOURCE OF DATA: College Audits

Illinois Community College Board
Table IV-15
FISCAL YEAR 1997 TOTAL CURRENT FUND* EXPENDITURES BY FUNCTION

Dist. No.	District	Instruction	Academic Support	Student Services	Public Service	Organized Research	Auxiliary Services	Operation & Maintenance	Institutional Support	Scholar.,Grants & Waivers	Total
522	Belleville	15,708,693	1,522,943	3,590,192	4,103,267	0	3,258,952	3,661,756	5,094,944	3,222,605	40,163,352
503	Black Hawk	10,721,531	3,819,589	2,629,929	2,992,669	0	2,810,910	2,685,099	5,973,621	7,144,203	38,777,551
508	Chicago	81,160,137	71,941,260	27,378,842	5,027,488	0	0	16,191,342	27,494,826	0	229,193,895
507	Danville	6,872,688	725,472	854,608	2,122,154	0	751,568	1,689,585	2,588,411	442,714	16,047,200
502	DuPage	42,737,529	5,249,095	7,052,329	4,480,653	0	5,822,339	9,493,850	13,998,843	4,877,046	93,711,684
509	Elgin	12,958,327	2,318,594	2,724,759	1,831,635	0	0	4,186,319	11,619,403	0	35,639,037
512	Harper	23,659,663	2,926,727	6,156,488	3,634,571	0	5,378,250	7,210,494	19,155,650	0	68,121,843
540	Heartland	4,591,894	574,863	758,539	319,377	0	0	1,335,897	1,718,782	1,349,026	10,648,378
519	Highland	4,451,544	693,509	1,178,027	407,951	0	729,304	1,084,143	2,319,236	734,577	11,598,291
514	Illinois Central	17,393,129	2,117,767	3,120,549	1,118,202	0	5,263,491	5,073,448	7,201,691	5,714,710	47,002,987
529	Illinois Eastern	10,242,606	498,787	3,555,434	585,686	0	2,046,219	2,342,118	5,316,693	55,278	24,642,821
513	Illinois Valley	6,826,478	535,343	1,709,486	1,079,795	0	2,115,586	1,680,921	3,004,479	0	16,952,088
525	Joliet	20,865,927	1,223,629	4,578,115	1,218,555	0	7,765,669	4,428,423	6,689,349	0	46,769,667
520	Kankakee	5,639,857	1,220,516	967,017	2,775,463	0	1,158,122	1,357,759	3,470,773	1,641,116	18,230,623
501	Kaskaskia	7,912,865	343,830	678,358	0	0	1,232,181	1,021,234	1,577,776	0	12,766,244
523	Kishwaukee	5,980,536	1,614,942	1,518,180	545,507	49,388	0	1,348,396	2,110,858	0	13,167,807
532	Lake County	20,360,435	3,029,593	3,691,989	1,844,444	0	3,947,362	4,136,252	11,472,346	7,788,714	56,271,135
517	Lake Land	9,513,551	570,413	1,157,213	1,345,141	0	871,867	1,949,429	3,495,554	4,124,158	23,027,326
536	Lewis & Clark	7,404,951	3,383,561	1,463,606	2,164,958	0	730,949	2,239,308	3,180,466	1,821,350	22,389,149
526	Lincoln Land	9,683,744	4,519,664	3,651,707	2,177,768	0	2,297,396	4,971,162	3,669,226	82,503	31,053,170
530	Logan	7,626,037	1,797,443	2,470,407	1,305,469	0	953,160	1,920,409	2,638,503	6,080,657	24,792,085
528	McHenry	7,135,945	1,325,434	1,984,193	1,389,592	125,993	1,901,375	1,625,758	3,665,966	0	19,154,256
541	Metropolitan	DNS	DNS	DNS	DNS	DNS	DNS	DNS	DNS	DNS	DNS
524	Moraine Valley	18,539,524	1,412,432	5,922,283	458,053	0	0	6,233,097	16,452,856	0	49,018,245
527	Morton	4,491,078	463,518	1,444,242	244,149	0	1,026,705	1,652,836	3,787,891	0	13,110,419
535	Oakton	21,338,510	2,812,096	4,982,336	500,217	0	9,645,299	4,090,419	4,190,848	0	47,559,725
505	Parkland	16,578,664	2,928,906	2,539,197	2,194,135	0	2,612,127	3,143,509	6,104,144	6,261,947	42,362,629
515	Prairie State	6,657,422	855,157	3,130,608	1,415,600	0	150,587	2,032,711	4,292,204	0	18,534,289
521	Rend Lake	5,589,709	892,495	2,263,120	469,196	0	1,025,124	1,392,818	2,431,954	2,274,628	16,339,044
537	Richland	5,815,572	487,174	2,151,918	1,261,130	0	292,139	987,018	1,905,188	81,764	12,981,903
511	Rock Valley	10,536,067	1,431,590	1,016,920	5,521,532	0	651,548	2,239,862	5,517,363	2,552,526	29,467,408
518	Sandburg	5,465,747	335,498	3,016,893	0	0	0	1,115,592	3,245,112	0	13,178,842
506	Sauk Valley	3,905,356	736,050	854,125	309,555	0	1,706,569	1,032,546	2,139,018	1,562,462	12,245,681
531	Shawnee	3,519,056	241,845	1,052,185	1,129,297	0	1,122,728	708,208	1,091,603	1,295,697	10,160,619
510	South Suburban	9,792,031	480,083	6,572,016	2,546,644	0	2,897,608	2,234,341	6,897,715	0	31,420,438
533	Southeastern	5,388,267	270,029	1,435,578	281,970	0	795,254	916,042	1,397,316	2,214,854	12,699,310
534	Spoon River	3,275,810	281,151	703,520	659,968	0	840,596	771,589	1,589,290	1,215,336	9,337,260
504	Triton	19,972,650	950,784	6,113,253	807,785	0	4,250,192	4,820,897	15,784,375	0	52,699,936
516	Waubonsee	7,090,934	1,357,680	2,562,875	1,852,392	0	2,265,938	2,905,842	7,535,635	0	25,571,296
539	Wood	3,469,438	473,112	1,291,971	710,224	0	671,984	588,253	1,902,768	1,233,633	10,341,383
	STATE TOTALS	$ 490,873,902	$ 128,362,574	$ 129,923,007	$ 62,832,192	$ 175,381	$ 78,989,098	$ 118,498,682	$ 233,722,676	$ 63,771,504	$ 1,307,149,016

*Expenditures made from the Education, Operation, and Maintenance (including PBC, Restricted Purposes, Auxiliary Services, Liability/Protection/Settlement, and Audit Funds.
DNS = Data Not Submitted
SOURCE OF DATA: College Audits

Illinois Community College Board
Table IV-16
FISCAL YEAR 1997 ENERGY COSTS

Dist No	District	Total Utility Costs*	Total Utility Costs Per GSF **
522	Belleville	$ 922,100	$ 1.79
503	Black Hawk	766,483	$ 1.72
508	Chicago	5,460,411	$ 1.27
507	Danville	465,349	$ 1.11
502	DuPage	2,120,822	$ 1.59
509	Elgin	1,207,406	$ 1.78
512	Harper	1,628,759	$ 1.95
540	Heartland	140,661	$ 1.32
519	Highland	394,184	$ 1.35
514	Illinois Central	886,885	$ 1.37
529	Illinois Eastern	675,935	$ 1.31
513	Illinois Valley	411,796	$ 1.33
525	Joliet	978,483	$ 1.61
520	Kankakee	424,882	$ 1.61
501	Kaskaskia	281,632	$ 1.23
523	Kishwaukee	465,100	$ 1.41
532	Lake County	1,495,977	$ 2.09
517	Lake Land	346,475	$ 1.36
536	Lewis & Clark	525,818	$ 1.10
526	Lincoln Land	619,322	$ 1.89
530	Logan	385,493	$ 1.17
528	McHenry	457,707	$ 1.41
541	Metropolitan	DNS	--
524	Moraine Valley	979,934	$ 1.50
527	Morton	475,761	$ 2.02
535	Oakton	1,038,245	$ 1.67
505	Parkland	1,018,650	$ 2.11
515	Prairie State	553,831	$ 1.60
521	Rend Lake	333,526	$ 1.37
537	Richland	186,268	$ 0.92
511	Rock Valley	664,461	$ 1.39
518	Sandburg	242,366	$ 1.31
506	Sauk Valley	247,484	$ 0.61
531	Shawnee	172,098	$ 1.57
510	South Suburban	651,153	$ 1.23
533	Southeastern	294,683	$ 1.24
534	Spoon River	226,119	$ 1.17
504	Triton	1,231,603	$ 1.48
516	Waubonsee	838,877	$ 1.89
539	Wood	136,370	$ 1.41
		$ 30,353,109	$ 1.47

DNS - Data Not Submitted
* Excludes telephone charges
**GSF - Gross Square Feet
SOURCE OF DATA: 1997 Tax Revenue and Budget Information Survey

Section V

FACILITIES DATA

This section on facilities presents two types of data; the first part gives data on physical facilities available on community college campuses and the second briefly describes how the facilities were financed.

Table V-1 summarizes the total acreage on each college campus by nine categories of land use.

Table V-2 summarizes the total net assignable square feet (NASF) and gross square feet (GSF) available on each community college campus as of August 1997.

Table V-3 lists the square footage of all on-campus facilities under construction or approved for construction as of August 1997.

Table V-4 presents the total NASF by room use classification. Tables V-5 through V-7 show the NASF by function of space on each campus for completed facilities. The NASF is shown for state-funded facilities, locally funded facilities, and temporary facilities.

Table V-8 shows the NASF by function of space in state-funded facilities under construction. Table V-9 shows this breakdown for locally funded permanent facilities approved or under construction.

Table V-10 presents a computed figure for space (room use category) per student (fall FTE).

Table V-11 depicts the number of protection, health, and safety projects approved and the budgeted amounts for these projects.

Table V-12 lists the project and funding for all capital projects completed since January 1990.

Tables V-13 through V-17 list projects currently under construction or approved as of May 1998. Table V-13 includes regular capital projects; Table V-14 identifies projects funded with protection, health, and safety monies; Table V-15 presents repair and renovation grants for fiscal year 1995; and V-16 and V-17 show capital renewal grants for fiscal years 1997 and 1998, respectively.

Illinois Community College Board
Table V-1
SUMMARY OF ACRES FOR USE FOR ILLINOIS PUBLIC COMMUNITY COLLEGES AS OF AUGUST 1, 1997

Dist. No.	District/College	Landscaped Grounds	P.E. & Athletic Fields	Buildings/ Structures	Experiment Plots	Other Instruc. Areas	Parking Lots	Roadways	Pond Retention & Drainage	Other	Total Assigned Area	Unassigned	Total Acres	Total Funded By State
522	Belleville	38.35	10.60	9.05	5.00	1.09	16.69	15.62	2.64	91.82	190.86	9.77	200.63	151.00
503	Black Hawk	71.85	13.86	9.59	11.00	3.00	19.10	7.50	5.28	0.00	141.18	121.82	263.00	160.35
508	Chicago													
	Daley	14.69	2.65	6.44	0.00	0.00	20.38	3.13	0.00	0.00	47.29	0.00	47.29	0.00
	Kennedy	3.14	1.28	7.76	0.00	0.00	10.05	0.59	0.00	0.70	23.52	0.00	23.52	18.20
	Malcolm	4.93	0.00	5.25	0.00	0.00	8.81	0.00	0.00	0.46	19.45	0.75	20.20	19.13
	Olive	50.47	0.10	3.55	0.00	0.00	7.68	0.50	0.00	4.87	67.17	0.00	67.17	0.00
	Truman	2.29	1.24	4.06	0.00	0.67	4.13	0.20	0.00	0.00	12.59	0.00	12.59	4.95
	Washington	0.00	0.00	0.66	0.00	0.00	0.00	0.00	0.00	0.00	0.66	0.00	0.66	0.00
	Wright	6.30	0.91	12.43	0.00	0.00	10.63	0.00	0.00	0.00	30.27	0.00	30.27	20.75
507	Danville	29.33	0.00	8.34	16.96	0.00	11.94	5.00	0.00	0.00	71.57	0.00	71.57	41.75
502	DuPage	71.89	24.43	25.55	42.00	0.27	79.52	7.38	12.25	22.22	285.51	11.98	297.49	13.80
509	Elgin	71.50	0.00	15.30	0.00	1.50	28.20	6.00	9.50	0.00	132.00	13.00	145.00	119.00
512	Harper	0.00	21.00	35.00	0.00	49.00	35.00	27.00	8.00	17.00	192.00	0.00	192.00	92.00
540	Heartland	0.00	0.00	0.00	0.00	0.00	0.00	0.00	0.00	0.00		0.00		0.00
519	Highland	22.70	30.00	7.25	0.00	0.00	20.00	10.00	10.05	0.00	100.00	0.00	100.00	47.95
514	Illinois Central	112.79	6.10	7.60	3.80	0.00	24.81	12.00	3.80	261.89	432.79	0.00	432.79	32.35
529	Illinois Eastern													
	Frontier	3.80	0.00	1.00	0.00	0.00	0.50	0.10	0.00	0.00	5.40	5.16	10.56	0.00
	Lincoln Trail	12.00	5.00	3.50	0.00	0.00	6.50	5.00	2.00	5.00	39.00	86.00	125.00	0.00
	Olney Central	81.00	17.00	8.00	0.50	0.00	5.20	1.10	1.00	0.00	113.80	14.20	128.00	0.00
	Wabash	5.00	2.00	9.00	0.00	0.00	3.75	1.00	2.00	0.00	22.75	17.25	40.00	0.00
513	Illinois Valley	36.00	26.00	7.00	0.00	0.00	18.00	2.00	3.00	0.00	92.00	323.40	415.40	56.00
525	Joliet	102.12	18.25	18.10	0.00	160.00	26.46	8.60	22.00	0.00	355.53	87.00	442.53	80.00
520	Kankakee	39.09	24.60	9.00	18.00	0.00	14.71	5.50	1.30	64.30	176.50	1.00	177.50	128.70
501	Kaskaskia	140.42	15.00	13.58	4.00	4.00	9.72	3.28	0.00	0.00	190.00	0.00	190.00	0.00
523	Kishwaukee	33.30	7.00	26.80	22.30	0.00	11.00	2.00	6.00	0.00	108.40	11.60	120.00	63.50
532	Lake County	75.75	8.28	9.05	1.50	12.00	28.80	3.64	7.00	0.00	146.02	87.61	233.63	51.52
517	Lake Land	83.07	3.52	5.77	21.00	169.80	11.69	7.02	5.80	0.00	307.67	0.00	307.67	20.76
536	Lewis & Clark	76.00	9.00	15.00	0.00	0.00	8.00	4.00	2.00	0.00	114.00	104.00	218.00	218.00
526	Lincoln Land	53.00	35.00	7.20	31.50	0.00	19.50	1.00	7.00	7.00	161.20	57.00	218.20	118.40
530	Logan	12.80	19.80	8.00	0.00	0.00	17.80	4.50	3.10	0.00	66.00	95.00	161.00	57.50
528	McHenry	9.00	12.00	7.00	1.00	16.00	16.00	4.00	4.00	0.00	69.00	40.00	109.00	31.00
541	Metropolitan	10.00	0.00	1.97	0.00	0.00	2.34	1.50	0.00	0.00	15.81	18.42	34.23	25.73
524	Moraine Valley	41.00	15.00	12.00	40.00	0.00	20.00	8.00	3.00	0.00	139.00	155.00	294.00	0.00
527	Morton	0.52	0.00	2.67	0.00	0.00	7.28	2.10	4.36	1.67	18.60	12.55	31.15	15.56
535	Oakton	31.00	29.25	7.00	1.75	62.50	29.00	7.50	25.00	0.00	193.00	0.00	193.00	147.00
505	Parkland	93.00	65.00	8.00	25.00	0.00	26.00	7.00	6.00	0.00	230.00	0.00	230.00	179.00
515	Prairie State	46.00	7.00	4.00	0.00	0.00	18.00	4.00	3.00	0.00	82.00	39.00	121.00	26.00
521	Rend Lake	52.00	6.00	8.00	217.50	0.00	5.50	4.00	2.00	0.00	295.00	0.00	295.00	0.00
537	Richland	36.20	6.00	3.75	0.00	58.65	5.90	3.00	1.50	2.00	117.00	0.00	117.00	0.00
511	Rock Valley	102.80	22.00	4.06	0.17	0.00	10.88	3.17	3.00	59.00	205.08	14.70	219.78	78.00
518	Sandburg	38.74	10.00	5.40	6.00	0.00	6.25	4.00	0.75	25.35	96.49	7.51	104.00	0.00
506	Sauk Valley	95.46	12.62	7.85	11.70	0.00	12.53	4.21	0.13	0.00	144.50	0.00	144.50	81.50
531	Shawnee	22.00	4.10	3.40	2.00	2.00	7.00	1.70	4.00	116.70	162.90	2.00	164.90	50.90
510	South Suburban	54.40	8.10	8.10	0.00	0.00	25.62	6.30	4.20	0.00	106.72	10.50	117.22	35.10
533	Southeastern	10.94	24.00	5.14	0.00	0.00	10.87	2.60	9.00	0.00	62.55	85.45	148.00	50.00
534	Spoon River	13.00	10.00	3.00	15.00	2.00	5.00	3.00	10.00	0.00	61.00	99.00	160.00	28.00
504	Triton	28.38	12.57	10.51	0.00	0.00	37.36	9.20	1.00	3.75	102.77	0.00	102.77	55.00
516	Waubonsee	66.50	8.80	7.00	0.00	16.00	18.00	4.00	6.50	0.00	126.80	109.10	235.90	26.20
539	Wood	6.30	15.18	7.14	21.00	0.00	5.90	2.04	4.20	0.25	62.01	144.31	206.32	36.90
	TOTALS	2,010.82	570.24	414.82	518.68	558.48	748.00	224.98	205.36	683.98	5,935.36	1,784.07	7,719.43	2,381.50

SOURCE OF DATA: RAMP/CC Table C1.3 (FY 1999)

Illinois Community College Board
Table V-2
SUMMARY OF TOTAL SQUARE FOOTAGE AVAILABLE ON ILLINOIS PUBLIC COMMUNITY COLLEGE CAMPUSES AS OF AUGUST 1, 1997

Dist.		State-Appropriated Permanent		Locally Funded Permanent		Total Permanent		Temporary		Totals		%
No.	District/College	NASF	GSF	NASF	GSF	NASF	GSF	NASF	GSF	NASF	GSF	All Bldgs.
522	Belleville	173,145	271,412	165,707	224,753	338,852	496,165	16,650	17,820	355,502	513,985	69.2%
503	Black Hawk	282,777	419,445	0	0	282,777	419,445	21,431	27,354	304,208	446,799	68.1%
508	Chicago											
	Daley	0	0	345,880	572,686	345,880	572,686	67,202	88,480	413,082	661,166	62.5%
	Kennedy	435,641	673,846	108,702	148,655	544,343	822,501	0	0	544,343	822,501	66.2%
	Malcolm	334,382	541,575	29,964	37,168	364,346	578,743	0	0	364,346	578,743	63.0%
	Olive-Harvey	0	0	265,205	413,160	265,205	413,160	94,507	111,880	359,712	525,040	68.5%
	Truman	290,638	437,500	77,497	116,200	368,135	553,700	0	0	368,135	553,700	66.5%
	Washington	0	0	220,379	345,300	220,379	345,300	0	0	220,379	345,300	63.8%
	Wright	159,942	241,745	362,002	587,940	521,944	829,685	0	0	521,944	829,685	62.9%
507	Danville	138,737	225,518	6,669	12,238	145,406	237,756	100,353	180,770	245,759	418,526	58.7%
502	DuPage	501,616	658,143	430,049	676,780	931,665	1,334,923	0	0	931,665	1,334,923	69.8%
509	Elgin	199,738	347,633	193,140	329,081	392,878	676,714	0	0	392,878	676,714	58.1%
512	Harper	363,403	599,837	158,304	233,298	521,707	833,135	0	0	521,707	833,135	62.6%
540	Heartland	0	0	0	0	0	0	80,031	106,476	80,031	106,476	0.0%
519	Highland	135,604	195,640	76,321	95,918	211,925	291,558	0	0	211,925	291,558	72.7%
514	Illinois Central	323,003	469,286	139,699	180,388	462,702	649,674	0	0	462,702	649,674	71.2%
529	Illinois Eastern											
	Frontier	0	0	20,015	26,787	20,015	26,787	0	0	20,015	26,787	74.7%
	Lincoln Trail	72,946	90,467	28,803	33,971	101,749	124,438	22,499	27,800	124,248	152,238	81.6%
	Olney	77,551	114,589	21,550	26,133	99,101	140,722	31,211	36,336	130,312	177,058	73.6%
	Wabash Valley	76,919	102,615	45,357	56,602	122,276	159,217	0	0	122,276	159,217	76.8%
513	Illinois Valley	182,703	264,652	34,753	45,642	217,456	310,294	0	0	217,456	310,294	70.1%
525	Joliet	299,765	462,317	74,094	93,505	373,859	555,822	46,606	51,730	420,465	607,552	69.2%
520	Kankakee	160,178	202,578	29,844	37,744	190,022	240,322	16,369	23,160	206,391	263,482	78.3%
501	Kaskaskia	35,298	51,949	108,600	158,888	143,898	210,837	15,682	17,993	159,580	228,830	69.7%
523	Kishwaukee	115,688	165,938	111,152	152,054	226,840	317,992	6,758	12,561	233,598	330,553	70.7%
532	Lake County	239,448	375,208	116,103	209,365	355,551	584,573	113,151	130,143	468,702	714,716	65.6%
517	Lake Land	182,600	228,732	2,716	3,072	185,316	231,804	21,137	22,650	206,453	254,454	81.1%
536	Lewis & Clark	185,833	289,655	115,271	188,651	301,104	478,306	0	0	301,104	478,306	63.0%
526	Lincoln Land	192,983	278,113	38,830	50,106	231,813	328,219	0	0	231,813	328,219	70.6%
530	Logan	149,398	231,308	71,840	96,999	221,238	328,307	0	0	221,238	328,307	67.4%
528	McHenry	116,007	159,828	105,257	164,284	221,264	324,112	0	0	221,264	324,112	68.3%
541	Metropolitan	96,619	127,475	0	0	96,619	127,475	0	0	96,619	127,475	75.8%
524	Moraine Valley	392,868	571,990	61,526	82,413	454,394	654,403	0	0	454,394	654,403	69.4%
527	Morton	144,616	230,842	4,676	4,876	149,292	235,718	0	0	149,292	235,718	63.3%
535	Oakton	192,010	303,107	191,767	318,641	383,777	621,748	0	0	383,777	621,748	61.7%
505	Parkland	256,730	381,053	74,030	102,304	330,760	483,357	0	0	330,760	483,357	68.4%
515	Prairie State	189,849	286,785	30,547	37,003	220,396	323,788	17,893	23,040	238,289	346,828	68.7%
521	Rend Lake	120,191	173,987	56,260	68,986	176,451	242,973	0	0	176,451	242,973	72.6%
537	Richland	143,502	202,144	865	1,000	144,367	203,144	0	0	144,367	203,144	71.1%
511	Rock Valley	216,669	307,501	136,400	170,455	353,069	477,956	0	0	353,069	477,956	73.9%
518	Sandburg	78,267	109,444	33,697	42,566	111,964	152,010	27,312	32,721	139,276	184,731	75.4%
506	Sauk Valley	178,692	353,290	41,031	51,040	219,723	404,330	0	0	219,723	404,330	54.3%
531	Shawnee	49,308	63,931	29,738	42,866	79,046	106,797	2,742	2,880	81,788	109,677	74.6%
510	South Suburban	301,437	436,259	68,573	93,670	370,010	529,929	0	0	370,010	529,929	69.8%
533	Southeastern	111,590	170,207	49,050	67,753	160,640	237,960	0	0	160,640	237,960	67.5%
534	Spoon River	106,300	146,733	27,102	47,000	133,402	193,733	0	0	133,402	193,733	68.9%
504	Triton	482,549	713,767	96,180	119,618	578,729	833,385	0	0	578,729	833,385	69.4%
516	Waubonsee	142,721	162,700	246,056	281,274	388,777	443,974	0	0	388,777	443,974	87.6%
539	Wood	54,020	76,973	4,433	7,440	58,453	84,413	9,828	12,338	68,281	96,751	70.6%
	TOTALS	8,683,881	12,917,717	4,655,634	6,856,273	13,339,515	19,773,990	711,362	926,132	14,050,877	20,700,122	

NASF = Net Assignable Square Feet
GSF = Gross Square Feet
*Building efficiency equals net assignable square feet divided by gross square feet.
SOURCE OF DATA: RAMP/CC Table C1.0 (FY 1999)

Illinois Community College Board
Table V-3
SQUARE FOOTAGE OF ON-CAMPUS FACILITIES UNDER CONSTRUCTION
OR APPROVED FOR CONSTRUCTION AS OF AUGUST 1, 1997

Dist.		State Approp.		Local Funded		Total		
No.	District/College	NASF	GSF	NASF	GSF	NASF	GSF	% Eff.
522	Belleville	0	0	0	0	0	0	
503	Black Hawk	0	0	0	0	0	0	
508	Chicago					0	0	
	Daley	0	0	0	0	0	0	
	Kennedy	0	0	0	0	0	0	
	Malcolm	0	0	0	0	0	0	
	Olive	0	0	0	0	0	0	
	Truman	0	0	0	0	0	0	
	Washington	0	0	0	0	0	0	
	Wright	0	0	0	0	0	0	
507	Danville	0	0	0	0	0	0	
502	DuPage	0	0	0	0	0	0	
509	Elgin	0	0	0	0	0	0	
512	Harper	0	0	0	0	0	0	
540	Heartland	0	0	0	0	0	0	
519	Highland	0	0	0	0	0	0	
514	Illinois Central	0	0	0	0	0	0	
529	Illinois Eastern					0	0	
	Frontier	0	0	0	0	0	0	
	Lincoln Trail	0	0	0	0	0	0	
	Olney	0	0	0	0	0	0	
	Wabash	0	0	0	0	0	0	
513	Illinois Valley	0	0	0	0	0	0	
525	Joliet	0	0	0	0	0	0	
520	Kankakee	0	0	0	0	0	0	
501	Kaskaskia	0	0	0	0	0	0	
523	Kishwaukee	0	0	0	0	0	0	
532	Lake County	0	0	0	0	0	0	
517	Lake Land	0	0	0	0	0	0	
536	Lewis & Clark	7,208	10,908	0	0	7,208	10,908	66.1%
526	Lincoln Land	0	0	0	0	0	0	
530	Logan	0	0	0	0	0	0	
528	McHenry	0	0	0	0	0	0	
540	Metropolitan	0	0	0	0	0	0	
524	Moraine Valley	0	0	0	0	0	0	
527	Morton	0	0	0	0	0	0	
535	Oakton	0	0	26,390	29,900	26,390	29,900	88.3%
505	Parkland	0	0	0	0	0	0	
515	Prairie State	0	0	0	0	0	0	
521	Rend Lake	0	0	0	0	0	0	
537	Richland	0	0	0	0	0	0	
511	Rock Valley	0	0	0	0	0	0	
518	Sandburg	0	0	0	0	0	0	
506	Sauk Valley	0	0	0	0	0	0	
531	Shawnee	0	0	0	0	0	0	
510	South Suburban	0	0	0	0	0	0	
533	Southeastern	0	0	0	0	0	0	
534	Spoon River	0	0	0	0	0	0	
504	Triton	6,100	7,015	0	0	6,100	7,015	87.0%
516	Waubonsee	0	0	0	0	0	0	
539	Wood	24,197	35,200	0	0	24,197	35,200	68.7%
	TOTALS	37,505	53,123	26,390	29,900	63,895	83,023	

NASF= Net Assignable Square Feet
GSF= Gross Square Feet
SOURCE OF DATA: RAMP/CC Table C1.1 (FY 1999)

Illinois Community College Board
Table V-4
TOTAL NET ASSIGNABLE SQUARE FOOTAGE BY ROOM USE CLASSIFICATION

Dist. No.	District/College	Classrooms	Laboratory	Office	Study	Athletic/ PE	Special Use	Theater/ Aud.	General Use	Support	Health Care	Unclass.	NASF	GSF
522	Belleville	93,977	88,099	48,080	7,880	34,202	14,892	4,622	31,457	31,843	0	450	355,502	513,985
503	Black Hawk	38,970	67,248	39,183	32,757	54,740	1,499	2,235	37,321	27,848	1,047	1,360	304,208	446,799
508	Chicago	0	0	0	0	0	0	0	0	0	0	0	0	0
	Daley	84,606	98,871	81,894	24,765	19,655	19,205	150	46,354	21,222	0	16,360	413,082	661,166
	Kennedy	85,406	195,897	93,143	18,852	38,591	47,926	7,220	39,519	17,453	336	0	544,343	822,501
	Malcolm	126,522	51,457	88,096	8,135	19,355	19,207	0	22,211	19,510	1,630	8,223	364,346	578,743
	Olive	88,324	71,430	65,905	20,566	25,195	8,200	4,200	29,213	44,779	1,900	0	359,712	525,040
	Truman	106,287	69,793	83,990	30,225	9,642	6,737	8,132	40,396	12,933	0	0	368,135	553,700
	Washington	61,247	42,686	63,654	17,367	0	4,135	0	21,111	10,179	0	0	220,379	345,300
	Wright	110,642	108,366	73,695	35,433	35,414	32,015	21,405	35,342	32,243	0	37,389	521,944	829,685
507	Danville	31,656	56,443	34,463	10,466	17,120	3,773	3,418	18,469	17,881	0	52,070	245,759	418,526
502	DuPage	132,580	195,634	135,807	79,144	65,173	49,598	15,777	136,940	51,379	1,261	68,372	931,665	1,334,923
509	Elgin	86,191	111,291	71,450	20,843	15,918	8,951	13,039	53,345	11,850	0	0	392,878	676,714
512	Harper	89,321	148,305	86,484	28,407	42,351	17,099	4,860	68,591	35,995	294	0	521,707	833,135
540	Heartland	43,172	19,132	13,925	865	0	0	0	2,937	0	0	0	80,031	106,476
519	Highland	20,759	42,068	32,600	12,393	17,586	3,673	4,969	30,451	1,652	0	45,774	211,925	291,558
514	Illinois Central	51,378	131,318	67,920	30,731	15,290	19,489	7,143	94,730	42,087	1,388	1,228	462,702	649,674
529	Illinois Eastern	0	0	0	0	0	0	0	0	0	0	0	0	0
	Frontier	4,419	4,598	6,045	1,248	0	198	0	421	2,616	0	470	20,015	26,787
	Lincoln Trail	14,307	29,187	10,095	6,430	20,654	6,403	6,702	12,667	15,280	0	2,523	124,248	152,238
	Olney	15,627	44,968	17,165	12,540	10,678	4,838	5,016	14,371	5,109	0	0	130,312	177,058
	Wabash	15,670	33,032	10,898	6,070	22,472	5,765	7,898	12,577	7,894	0	0	122,276	159,217
513	Illinois Valley	29,586	58,309	25,013	17,845	19,156	4,574	9,006	26,269	27,698	0	0	217,456	310,294
525	Joliet	72,562	147,716	50,386	37,967	21,118	16,586	4,748	37,909	24,464	480	6,529	420,465	607,552
520	Kankakee	40,775	46,725	32,459	14,427	19,320	7,678	0	24,341	15,420	0	5,246	206,391	263,482
501	Kaskaskia	23,436	49,620	21,980	13,432	16,716	4,036	9,213	14,488	5,999	0	660	159,580	228,830
523	Kishwaukee	30,430	74,635	32,851	13,058	9,007	19,039	0	31,825	22,642	111	0	233,598	330,553
532	Lake County	101,875	111,382	64,563	35,806	27,129	23,115	27,647	41,132	34,642	708	703	468,702	714,716
517	Lake Land	29,849	64,297	29,079	29,265	19,644	4,817	4,500	9,538	15,364	100	0	206,453	254,454
536	Lewis & Clark	46,025	70,967	64,412	12,516	24,170	4,359	17,102	19,875	34,697	220	6,761	301,104	478,306
526	Lincoln Land	30,051	45,799	31,811	29,334	15,401	15,912	0	49,147	14,358	0	0	231,813	328,219
530	Logan	30,652	60,522	41,754	14,987	11,515	11,349	6,780	27,673	16,006	0	0	221,238	328,307
528	McHenry	31,459	59,723	38,564	29,949	14,231	8,845	4,554	23,530	10,409	0	0	221,264	324,112
541	Metropolitan	16,597	45,283	16,597	7,465	0	2,433	0	6,993	1,126	125	0	96,619	127,475
524	Moraine Valley	71,894	143,482	80,767	32,754	29,764	8,521	19,051	46,895	21,266	0	0	454,394	654,403
527	Morton	22,600	43,158	22,761	13,258	14,640	2,901	6,533	14,888	8,553	0	0	149,292	235,718
535	Oakton	64,175	88,724	73,593	19,387	12,935	9,760	4,689	54,484	27,448	566	28,016	383,777	621,748
505	Parkland	38,171	90,276	51,751	35,796	26,583	3,142	13,183	57,072	11,134	432	3,220	330,760	483,357
515	Prairie State	33,560	70,762	29,971	23,478	9,012	13,436	2,346	37,996	17,728	0	0	238,289	346,828
521	Rend Lake	20,521	64,959	22,159	11,400	10,440	6,858	3,652	21,407	15,055	0	0	176,451	242,973
537	Richland	24,625	39,581	21,005	11,967	1,728	3,759	7,815	22,897	10,990	0	0	144,367	203,144
511	Rock Valley	42,201	86,595	51,259	40,414	32,529	18,132	10,444	49,381	22,114	0	0	353,069	477,956
518	Sandburg	25,770	43,727	21,656	11,749	10,195	5,445	2,868	10,744	828	294	6,000	139,276	184,731
506	Sauk Valley	21,095	68,040	26,690	13,100	14,225	6,090	0	22,367	7,085	0	41,031	219,723	404,330
531	Shawnee	19,346	17,130	10,906	9,487	7,200	6,295	0	9,641	1,783	0	0	81,788	109,677
510	South Suburban	78,222	72,112	57,968	34,019	24,603	26,866	6,754	0	25,814	0	43,652	370,010	529,929
533	Southeastern	19,135	36,900	24,357	10,610	20,070	10,683	19,364	17,626	1,895	0	0	160,640	237,960
534	Spoon River	20,551	54,737	13,869	13,488	0	3,551	17,623	0	9,583	0	0	133,402	193,733
504	Triton	99,803	214,028	80,027	26,914	29,068	14,013	10,661	58,994	27,006	1,513	16,702	578,729	833,385
516	Waubonsee	62,065	82,525	41,822	21,858	22,412	8,403	6,659	25,603	31,705	0	85,725	388,777	443,974
539	Wood	10,904	12,461	15,407	3,129	5,027	13,478	0	5,386	851	0	1,638	68,281	96,751
	TOTALS	2,458,996	3,673,998	2,219,929	993,976	931,874	557,679	331,978	1,516,524	873,416	12,405	480,102	14,050,877	20,700,122

SOURCE OF DATA: RAMP/CC Table C1.0 (FY 1999)

Illinois Community College Board
Table V-5
NET ASSIGNABLE SQUARE FOOTAGE IN COMPLETED PERMANENT STATE FUNDED FACILITIES
BY HIGHER EDUCATION FACILITY INVENTORY ROOM USE CLASSIFICATION AS OF AUGUST 1, 1997

Dist. No.	District/College	Classrooms	Laboratory	Office	Study	Athletic/ PE	Special Use	Theater/ Aud.	General Use	Support	Health Care	Unclass.	NASF	GSF*	% Bldg. Eff.**
522	Belleville	28,256	46,414	27,707	1,403	34,202	4,198	4,622	15,557	10,786	0	0	173,145	271,412	63.8%
503	Black Hawk	33,685	59,031	36,577	32,757	54,740	1,499	1,905	34,046	26,479	1,047	1,011	282,777	419,445	67.4%
508	Chicago												0		
	Daley	0	0	0	0	0	0	0	0	0	0	0	0	0	
	Kennedy	62,006	147,853	74,896	13,227	38,591	44,576	7,220	34,644	12,628	0	0	435,641	673,846	64.7%
	Malcolm	121,647	45,436	85,039	7,211	19,355	18,276	0	19,759	17,229	430	0	334,382	541,575	61.7%
	Olive-Harvey	0	0	0	0	0	0	0	0	0	0	0	0	0	
	Truman	69,068	56,705	78,350	30,225	0	5,575	5,700	33,655	11,360	0	0	290,638	437,500	66.4%
	Washington	0	0	0	0	0	0	0	0	0	0	0	0	0	
	Wright	56,228	13,326	14,327	6,000	14,351	14,486	12,908	6,244	19,543	0	2,529	159,942	241,745	66.2%
507	Danville	22,793	42,592	15,508	10,352	17,120	3,683	0	13,729	5,544	0	7,416	138,737	225,518	61.5%
502	DuPage	99,435	136,944	99,139	53,304	0	5,456	0	82,164	17,469	1,261	6,444	501,616	658,143	76.2%
509	Elgin	45,167	53,263	45,236	20,340	0	3,709	2,583	23,204	6,236	0	0	199,738	347,633	57.5%
512	Harper	71,260	108,553	70,062	28,407	0	11,099	4,860	54,097	14,771	294	0	363,403	599,837	60.6%
540	Heartland	0	0	0	0	0	0	0	0	0	0	0	0	0	
519	Highland	20,715	41,175	31,566	12,393	0	2,500	4,969	18,589	1,483	0	2,214	135,604	195,640	69.3%
514	Illinois Central	44,850	58,407	60,845	30,166	15,290	16,469	0	81,912	12,448	1,388	1,228	323,003	469,286	68.8%
529	Illinois Eastern														
04	Frontier	0	0	0	0	0	0	0	0	0	0	0	0	0	
01	Lincoln Trail	11,235	14,617	7,497	6,430	12,304	4,562	6,702	9,449	150	0	0	72,946	90,467	80.6%
02	Olney	13,177	21,457	15,202	12,540	0	1,566	0	12,861	748	0	0	77,551	114,589	67.7%
03	Wabash	9,827	15,434	7,286	6,070	15,316	4,882	7,898	7,192	3,014	0	0	76,919	102,615	75.0%
513	Illinois Valley	26,700	38,809	23,977	17,845	19,156	3,907	0	25,987	26,322	0	0	182,703	264,652	69.0%
525	Joliet	51,041	116,740	38,117	31,506	12,370	12,705	0	32,616	4,190	480	0	299,765	462,317	64.8%
520	Kankakee	30,310	42,498	24,464	14,427	19,320	4,237	0	19,716	5,206	0	0	160,178	202,578	79.1%
501	Kaskaskia	5,435	10,667	4,662	3,190	4,179	0	2,303	3,702	1,160	0	0	35,298	51,949	68.0%
523	Kishwaukee	17,121	32,934	17,689	11,843	9,007	5,881	0	17,040	4,173	0	0	115,688	165,938	69.7%
532	Lake County	46,189	69,990	38,225	27,267	27,129	5,731	0	10,228	14,689	0	0	239,448	375,208	63.8%
517	Lake Land	28,112	60,275	26,859	29,265	19,644	3,243	4,500	7,876	2,726	100	0	182,600	228,732	79.8%
536	Lewis & Clark	24,273	52,143	24,470	12,516	24,170	3,163	14,686	15,295	15,049	0	68	185,833	289,655	64.2%
526	Lincoln Land	26,646	43,727	25,533	29,334	15,401	9,021	0	34,088	9,233	0	0	192,983	278,113	
530	Logan	20,670	30,273	30,576	14,987	11,515	11,349	1,351	22,105	6,572	0	0	149,398	231,308	64.6%
528	McHenry	15,659	41,238	22,172	27,864	0	2,564	0	1,744	4,766	0	0	116,007	159,828	72.6%
541	Metropolitan	16,597	45,283	16,597	7,465	0	2,433	0	6,993	1,126	125	0	96,619	127,475	75.8%
524	Moraine Valley	71,894	143,482	60,225	32,754	29,764	6,060	18,919	22,141	7,629	0	0	392,868	571,990	68.7%
527	Morton	22,600	43,158	22,761	13,258	14,640	2,901	6,533	14,888	3,877	0	0	144,616	230,842	62.7%
535	Oakton	27,345	56,966	46,356	13,219	11,087	7,848	4,689	17,878	6,516	106	0	192,010	303,107	63.4%
505	Parkland	33,086	78,007	44,621	35,796	0	3,142	2,086	52,896	3,980	432	2,684	256,730	381,053	67.4%
515	Prairie State	27,559	57,433	24,162	20,183	9,012	7,410	2,346	34,024	7,720	0	0	189,849	286,785	66.2%
521	Rend Lake	14,191	34,031	18,712	11,400	10,440	6,152	3,652	20,393	1,220	0	0	120,191	173,987	69.1%
537	Richland	24,625	39,581	21,005	11,967	1,728	2,894	7,815	22,897	10,990	0	0	143,502	202,144	71.0%
511	Rock Valley	25,598	40,221	24,314	40,414	32,529	17,491	3,321	32,130	651	0	0	216,669	307,501	70.5%
518	Sandburg	11,820	29,380	16,814	10,313	0	728	0	8,384	828	0	0	78,267	109,444	71.5%
506	Sauk Valley	21,095	68,040	26,690	13,100	14,225	6,090	0	22,367	7,085	0	0	178,692	353,290	50.6%
531	Shawnee	5,905	14,111	9,024	9,487	0	0	0	9,641	1,140	0	0	49,308	63,931	77.1%
510	South Suburban	66,126	72,112	56,348	33,137	4,999	24,869	6,754	0	16,540	0	20,552	301,437	436,259	69.1%
533	Southeastern	14,895	19,055	19,357	10,610	0	10,683	19,364	17,626	0	0	0	111,590	170,207	65.6%
534	Spoon River	13,094	45,373	12,596	12,982	0	0	14,007	0	8,248	0	0	106,300	146,733	72.4%
504	Triton	87,061	162,702	72,977	26,914	24,625	12,668	10,661	45,731	21,240	1,268	16,702	482,549	713,767	67.6%
516	Waubonsee	18,002	56,991	15,104	21,576	18,412	8,157	4,479	0	0	0	0	142,721	162,700	87.7%
539	Wood	2,719	12,461	15,263	3,129	5,027	7,717	0	5,215	851	0	1,638	54,020	76,973	70.2%
	TOTALS	1,505,717	2,418,888	1,468,907	818,573	559,648	331,580	186,833	970,703	353,615	6,931	62,486	8,683,881	12,917,717	

* Gross Square Feet
**Building efficiency equals net assignable square footage divided by gross square feet
SOURCE OF DATA: RAMP/CC Table C1.0 (FY 1999)

Illinois Community College Board
Table V-6
NET ASSIGNABLE SQUARE FOOTAGE IN COMPLETED PERMANENT LOCALLY FUNDED FACILITIES
BY HIGHER EDUCATION FACILITY INVENTORY ROOM USE CLASSIFICATION AS OF AUG 1, 1997

Dist. No.	District/College	Classrooms	Laboratory	Office	Study	Athletic/ PE	Special Use	Theater/ Aud.	General Use	Support	Health Care	Unclass.	NASF	GSF*	% Bldg. Eff.**
522	Belleville	51,321	41,685	18,573	6,477	0	10,694	0	15,900	21,057	0	0	165,707	224,753	73.7%
503	Black Hawk	0	0	0	0	0	0	0	0	0	0	0	0	0	
508	Chicago												0		
	Daley	58,330	80,563	69,078	22,710	19,655	19,205	150	43,248	16,581	0	16,360	345,880	572,686	60.4%
	Kennedy	23,400	48,044	18,247	5,625	0	3,350	0	4,875	4,825	336	0	108,702	148,655	73.1%
	Malcolm	4,875	6,021	3,057	924	0	931	0	2,452	2,281	1,200	8,223	29,964	37,168	80.6%
	Olive	53,436	58,060	57,611	20,566	25,195	8,200	4,200	27,467	8,570	1,900	0	265,205	413,160	64.2%
	Truman	37,219	13,088	5,640	0	9,642	1,162	2,432	6,741	1,573	0	0	77,497	116,200	66.7%
	Washington	61,247	42,686	63,654	17,367	0	4,135	0	21,111	10,179	0	0	220,379	345,300	63.8%
	Wright	54,414	95,040	59,368	29,433	21,063	17,529	8,497	29,098	12,700	0	34,860	362,002	587,940	61.6%
507	Danville	0	0	2,354	0	0	0	3,418	443	454	0	0	6,669	12,238	54.5%
502	DuPage	33,145	58,690	36,668	25,840	65,173	44,142	15,777	54,776	33,910	0	61,928	430,049	676,780	63.5%
509	Elgin	41,024	58,028	26,214	503	15,918	5,242	10,456	30,141	5,614	0	0	193,140	329,081	58.7%
512	Harper	18,061	39,752	16,422	0	42,351	6,000	0	14,494	21,224	0	0	158,304	233,298	67.9%
541	Heartland	0	0	0	0	0	0	0	0	0	0	0	0	0	
519	Highland	44	893	1,034	0	17,586	1,173	0	11,862	169	0	43,560	76,321	95,918	79.6%
514	Illinois Central	6,528	72,911	7,075	565	0	3,020	7,143	12,818	29,639	0	0	139,699	180,388	77.4%
529	Illinois Eastern														
	Frontier	4,419	4,598	6,045	1,248	0	198	0	421	2,616	0	470	20,015	26,787	74.7%
	Lincoln Trail	1,363	5,635	1,607	0	8,350	1,841	0	315	7,169	0	2,523	28,803	33,971	84.8%
	Olney	0	0	312	0	10,678	3,272	5,016	1,510	762	0	0	21,550	26,133	82.5%
	Wabash	5,843	17,598	3,612	0	7,156	883	0	5,385	4,880	0	0	45,357	56,602	80.1%
513	Illinois Valley	2,886	19,500	1,036	0	0	667	9,006	282	1,376	0	0	34,753	45,642	76.1%
525	Joliet	18,455	30,463	5,667	6,461	0	0	4,748	5,293	3,007	0	0	74,094	93,505	79.2%
520	Kankakee	8,057	3,177	1,288	0	0	3,441	0	4,625	9,256	0	0	29,844	37,744	79.1%
501	Kaskaskia	15,984	31,278	15,210	10,242	12,537	1,450	6,910	10,150	4,839	0	0	108,600	158,888	68.4%
523	Kishwaukee	13,309	41,701	14,634	1,215	0	13,158	0	14,785	12,239	111	0	111,152	152,054	73.1%
532	Lake County	30,574	14,342	12,720	1,120	0	11,306	21,570	11,012	12,751	708	0	116,103	209,365	55.5%
517	Lake Land	685	0	403	0	0	1,574	0	54	0	0	0	2,716	3,072	88.4%
536	Lewis & Clark	21,752	18,824	39,942	0	0	1,196	2,416	4,580	19,648	220	6,693	115,271	188,651	61.1%
526	Lincoln Land	3,405	2,072	6,278	0	0	6,891	0	15,059	5,125	0	0	38,830	50,106	
530	Logan	9,982	30,249	11,178	0	0	0	5,429	5,568	9,434	0	0	71,840	96,999	74.1%
528	McHenry	15,800	18,485	16,392	2,085	14,231	6,281	4,554	21,786	5,643	0	0	105,257	164,284	64.1%
541	Metropolitan	0	0	0	0	0	0	0	0	0	0	0	0	0	
524	Moraine Valley	0	0	20,542	0	0	2,461	132	24,754	13,637	0	0	61,526	82,413	74.7%
527	Morton	0	0	0	0	0	0	0	0	4,676	0	0	4,676	4,876	95.9%
535	Oakton	36,830	31,758	27,237	6,168	1,848	1,912	0	36,606	20,932	460	28,016	191,767	318,641	60.2%
505	Parkland	5,085	12,269	7,130	0	26,583	0	11,097	4,176	7,154	0	536	74,030	102,304	72.4%
515	Prairie State	760	10,973	2,019	3,185	0	0	0	3,602	10,008	0	0	30,547	37,003	82.6%
521	Rend Lake	6,330	30,928	3,447	0	0	706	0	1,014	13,835	0	0	56,260	68,986	81.6%
537	Richland	0	0	0	0	0	865	0	0	0	0	0	865	1,000	86.5%
511	Rock Valley	16,603	46,374	26,945	0	0	641	7,123	17,251	21,463	0	0	136,400	170,455	80.0%
518	Sandburg	2,346	10,892	1,948	1,436	10,195	2,574	2,868	1,438	0	0	0	33,697	42,566	79.2%
506	Sauk Valley	0	0	0	0	0	0	0	0	0	0	41,031	41,031	51,040	80.4%
531	Shawnee	10,813	3,019	1,882	0	7,200	6,295	0	0	529	0	0	29,738	42,866	69.4%
510	South Suburban	12,096	0	1,620	882	19,604	1,997	0	0	9,274	0	23,100	68,573	93,670	73.2%
533	Southeastern	4,240	17,845	5,000	0	20,070	0	0	0	1,895	0	0	49,050	67,753	72.4%
534	Spoon River	7,457	9,364	1,273	506	0	3,551	3,616	0	1,335	0	0	27,102	47,000	57.7%
504	Triton	12,742	51,326	7,050	0	4,443	1,345	0	13,263	5,766	245	0	96,180	119,618	80.4%
516	Waubonsee	44,063	25,534	26,718	282	4,000	246	2,180	25,603	31,705	0	85,725	246,056	281,274	87.5%
539	Wood	517	0	0	0	0	3,745	0	171	0	0	0	4,433	7,440	59.6%
	TOTAL	755,440	1,103,665	654,130	164,840	363,478	203,279	138,738	504,129	409,730	5,180	353,025	4,655,634	6,856,273	

* Gross Square Feet
**Building efficiency equals net assignable square footage divided by gross square feet
SOURCE OF DATA: RAMP/CC Table C1.0 (FY 1999)

Illinois Community College Board
Table V-7
NET ASSIGNABLE SQUARE FOOTAGE IN TEMPORARY FACILITIES
BY HIGHER EDUCATION FACILITY INVENTORY ROOM USE CLASSIFICATION AS OF AUGUST 1, 1997

Dist. No.	District/College	Classrooms	Laboratory	Office	Study	Athletic/ PE	Special Use	Theater/ Aud.	General Use	Support	Health Care	Unclass.	NASF	GSF*	% Bldg Eff**
522	Belleville	14,400	0	1,800	0	0	0	0	0	0	0	450	16,650	17,820	93.4%
503	Black Hawk	5,285	8,217	2,606	0	0	0	330	3,275	1,369	0	349	21,431	27,354	78.3%
508	Chicago												0		
	Daley	26,276	18,308	12,816	2,055	0	0	0	3,106	4,641	0	0	67,202	88,480	76.0%
	Kennedy	0	0	0	0	0	0	0	0	0	0	0	0	0	
	Malcolm	0	0	0	0	0	0	0	0	0	0	0	0	0	
	Olive	34,888	13,370	8,294	0	0	0	0	1,746	36,209	0	0	94,507	111,880	
	Truman	0	0	0	0	0	0	0	0	0	0	0	0	0	
	Washington	0	0	0	0	0	0	0	0	0	0	0	0	0	
	Wright	0	0	0	0	0	0	0	0	0	0	0	0	0	
507	Danville	8,863	13,851	16,601	114	0	90	0	4,297	11,883	0	44,654	100,353	180,770	55.5%
502	DuPage	0	0	0	0	0	0	0	0	0	0	0	0	0	
509	Elgin	0	0	0	0	0	0	0	0	0	0	0	0	0	
512	Harper	0	0	0	0	0	0	0	0	0	0	0	0	0	
540	Heartland	43,172	19,132	13,925	865	0	0	0	2,937	0	0	0	80,031	106,476	75.2%
519	Highland	0	0	0	0	0	0	0	0	0	0	0	0	0	
514	Illinois Central	0	0	0	0	0	0	0	0	0	0	0	0	0	
529	Illinois Eastern												0		
	Frontier	0	0	0	0	0	0	0	0	0	0	0	0	0	
	Lincoln Trail	1,709	8,935	991	0	0	0	0	2,903	7,961	0	0	22,499	27,800	80.9%
	Olney	2,450	23,511	1,651	0	0	0	0	0	3,599	0	0	31,211	36,336	85.9%
	Wabash	0	0	0	0	0	0	0	0	0	0	0	0	0	
513	Illinois Valley	0	0	0	0	0	0	0	0	0	0	0	0	0	
525	Joliet	3,066	513	6,602	0	8,748	3,881	0	0	17,267	0	6,529	46,606	51,730	90.1%
520	Kankakee	2,408	1,050	6,707	0	0	0	0	0	958	0	5,246	16,369	23,160	70.7%
501	Kaskaskia	2,017	7,675	2,108	0	0	2,586	0	636	0	0	660	15,682	17,993	87.2%
523	Kishwaukee	0	0	528	0	0	0	0	0	6,230	0	0	6,758	12,561	53.8%
532	Lake County	25,112	27,050	13,618	7,419	0	6,078	6,077	19,892	7,202	0	703	113,151	130,143	86.9%
517	Lake Land	1,052	4,022	1,817	0	0	0	0	1,608	12,638	0	0	21,137	22,650	93.3%
536	Lewis & Clark	0	0	0	0	0	0	0	0	0	0	0	0	0	
526	Lincoln Land	0	0	0	0	0	0	0	0	0	0	0	0	0	
530	Logan	0	0	0	0	0	0	0	0	0	0	0	0	0	
528	McHenry	0	0	0	0	0	0	0	0	0	0	0	0	0	
541	Metropolitan	0	0	0	0	0	0	0	0	0	0	0	0	0	
524	Moraine Valley	0	0	0	0	0	0	0	0	0	0	0	0	0	
527	Morton	0	0	0	0	0	0	0	0	0	0	0	0	0	
535	Oakton	0	0	0	0	0	0	0	0	0	0	0	0	0	
505	Parkland	0	0	0	0	0	0	0	0	0	0	0	0	0	
515	Prairie State	5,241	2,356	3,790	110	0	6,026	0	370	0	0	0	17,893	23,040	77.7%
521	Rend Lake	0	0	0	0	0	0	0	0	0	0	0	0	0	
537	Richland	0	0	0	0	0	0	0	0	0	0	0	0	0	
511	Rock Valley	0	0	0	0	0	0	0	0	0	0	0	0	0	
518	Sandburg	11,604	3,455	2,894	0	0	2,143	0	922	0	294	6,000	27,312	32,721	83.5%
506	Sauk Valley	0	0	0	0	0	0	0	0	0	0	0	0	0	
531	Shawnee	2,628	0	0	0	0	0	0	0	114	0	0	2,742	2,880	95.2%
510	South Suburban	0	0	0	0	0	0	0	0	0	0	0	0	0	
533	Southeastern	0	0	0	0	0	0	0	0	0	0	0	0	0	
534	Spoon River	0	0	0	0	0	0	0	0	0	0	0	0	0	
504	Triton	0	0	0	0	0	0	0	0	0	0	0	0	0	
516	Waubonsee	0	0	0	0	0	0	0	0	0	0	0	0	0	
539	Wood	7,668	0	144	0	0	2,016	0	0	0	0	0	9,828	12,338	79.7%
	TOTALS	197,839	151,445	96,892	10,563	8,748	22,820	6,407	41,692	110,071	294	64,591	711,362	926,132	76.8%

* Gross Square Feet
**Building efficiency equals net assignable square footage divided by gross square feet
SOURCE OF DATA: RAMP/CC Table C1.0 (FY 1999)

Illinois Community College Board
Table V-8
NET ASSIGNABLE SQUARE FOOTAGE IN STATE-FUNDED FACILITIES UNDER CONSTRUCTION OR APPROVED FOR CONSTRUCTION BY HIGHER EDUCATION FACILITY INVENTORY ROOM USE CLASSIFICATION AS OF AUGUST 1, 1997

Dist. No.	District/College	Classrooms	Laboratory	Office	Study	PE	Special Use	Theater	General Use	Support	Unclass.	Total NASF	Total GSF
536	Lewis & Clark	607	5,357	451	138					655		7,208	10,908
504	Triton			1,500			4,600					6,100	7,015
539	John Wood	4,643	6,255	595			274		5,863	373	6,194	24,197	35,200
	TOTALS	5,250	11,612	2,546	138		4,874		5,863	1,028	6,194	37,505	53,123

* Gross Square Feet
**Building efficiency equals net assignable square footage divided by gross square feet
SOURCE OF DATA: RAMP/CC Table C1.0 (FY 1999)

Illinois Community College Board
Table V-9
NET ASSIGNABLE SQUARE FOOTAGE IN LOCALLY FUNDED PERMANENT FACILITIES
UNDER CONSTRUCTION OR APPROVED FOR CONSTRUCTION AS OF AUGUST 1, 1997

Dist. No.	District/College	Classrooms	Laboratory	Office	Study	PE	Special Use	Theater	General Use	Support	Unclass.	Total NASF	Total GSF
535	Oakton	1,560	1,420	2,360	21,050							26,390	29,900

* Gross Square Feet
**Building efficiency equals net assignable square footage divided by gross square feet
SOURCE OF DATA: RAMP/CC Table C1.0 (FY 1999)

Illinois Community College Board
Table V-10
TOTAL NET ASSIGNABLE SQUARE FEET OF PERMANENT FACILITIES BY ROOM USE CLASSIFICATION
PER FALL FTE STUDENT AS OF AUGUST 1, 1997 (COMPLETED, UNDER CONSTRUCTION, APPROVED,
OR APPROPRIATED)

Dist. No.	District/College	Fall FTE	Class	Labs	Office	Study	PE	Special	Theater	General	Support	Health	Unclass	Total NASF
522	Belleville	6,596	14.25	13.36	7.29	1.19	5.19	2.26	0.70	4.77	4.83	0.00	0.07	53.90
503	Black Hawk	3,983	9.78	16.88	9.84	8.22	13.74	0.38	0.56	9.37	6.99	0.26	0.34	76.38
508	Chicago													
	Daley	6,105	13.86	16.20	13.41	4.06	3.22	3.15	0.02	7.59	3.48	0.00	2.68	67.66
	Kennedy	4,693	18.20	41.74	19.85	4.02	8.22	10.21	1.54	8.42	3.72	0.07	0.00	115.99
	Malcolm	7,078	17.88	7.27	12.45	1.15	2.73	2.71	0.00	3.14	2.76	0.23	1.16	51.48
	Olive	4,903	18.01	14.57	13.44	4.19	5.14	1.67	0.86	5.96	9.13	0.39	0.00	73.37
	Truman	9,058	11.73	7.71	9.27	3.34	1.06	0.74	0.90	4.46	1.43	0.00	0.00	40.64
	Washington	4,006	15.29	10.66	15.89	4.34	0.00	1.03	0.00	5.27	2.54	0.00	0.00	55.01
	Wright	6,788	16.30	15.96	10.86	5.22	5.22	4.72	3.15	5.21	4.75	0.00	5.51	76.89
507	Danville	1,686	18.78	33.48	20.44	6.21	10.15	2.24	2.03	10.95	10.61	0.00	30.88	145.76
502	DuPage	15,244	8.70	12.83	8.91	5.19	4.28	3.25	1.03	8.98	3.37	0.08	4.49	61.12
509	Elgin	4,534	19.01	24.55	15.76	4.60	3.51	1.97	2.88	11.77	2.61	0.00	0.00	86.65
512	Harper	7,970	11.21	18.61	10.85	3.56	5.31	2.15	0.61	8.61	4.52	0.04	0.00	65.46
540	Heartland	1,887	22.88	10.14	7.38	0.46	0.00	0.00	0.00	1.56	0.00	0.00	0.00	42.41
519	Highland	1,369	15.16	30.73	23.81	9.05	12.85	2.68	3.63	22.24	1.21	0.00	33.44	154.80
514	Illinois Central	6,373	8.06	20.61	10.66	4.82	2.40	3.06	1.12	14.86	6.60	0.22	0.19	72.60
529	Illinois Eastern													
	Frontier	509	8.68	9.03	11.88	2.45	0.00	0.39	0.00	0.83	5.14	0.00	0.92	39.32
	Lincoln Trail	849	16.85	34.38	11.89	7.57	24.33	7.54	7.89	14.92	18.00	0.00	2.97	146.35
	Olney	1,127	13.87	39.90	15.23	11.13	9.47	4.29	4.45	12.75	4.53	0.00	0.00	115.63
	Wabash	1,109	14.13	29.79	9.83	5.47	20.26	5.20	7.12	11.34	7.12	0.00	0.00	110.26
513	Illinois Valley	2,197	13.47	26.54	11.39	8.12	8.72	2.08	4.10	11.96	12.61	0.00	0.00	98.98
525	Joliet	5,607	12.94	26.34	8.99	6.77	3.77	2.96	0.85	6.76	4.36	0.09	1.16	74.99
520	Kankakee	1,898	21.48	24.62	17.10	7.60	10.18	4.05	0.00	12.82	8.12	0.00	2.76	108.74
501	Kaskaskia	1,901	12.33	26.10	11.56	7.07	8.79	2.12	4.85	7.62	3.16	0.00	0.35	83.95
523	Kishwaukee	1,903	15.99	39.22	17.26	6.86	4.73	10.00	0.00	16.72	11.90	0.06	0.00	122.75
532	Lake County	5,987	17.02	18.60	10.78	5.98	4.53	3.86	4.62	6.87	5.79	0.12	0.12	78.29
517	Lake Land	3,314	9.01	19.40	8.77	8.83	5.93	1.45	1.36	2.88	4.64	0.03	0.00	62.30
536	Lewis & Clark	2,879	16.20	26.51	22.53	4.40	8.40	3.11	5.94	6.90	12.28	0.08	2.35	108.69
526	Lincoln Land	4,001	7.51	11.45	7.95	7.33	3.85	3.98	0.00	12.28	3.59	0.00	0.00	57.94
530	Logan	3,635	8.43	16.65	11.49	4.12	3.17	3.12	1.87	7.61	4.40	0.00	0.00	60.86
528	McHenry	2,485	12.66	24.03	15.52	12.05	5.73	3.56	1.83	9.47	4.19	0.00	0.00	89.04
541	Metropolitan	715	23.21	63.33	23.21	10.44	0.00	3.40	0.00	9.78	1.57	0.17	0.00	135.13
524	Moraine Valley	7,470	9.62	19.21	10.81	4.38	3.98	1.14	2.55	6.28	2.85	0.00	0.00	60.83
527	Morton	1,836	12.31	23.51	12.40	7.22	7.97	1.58	3.56	8.11	4.66	0.00	0.00	81.31
535	Oakton	5,122	12.53	17.32	14.37	3.79	2.53	1.91	0.92	10.64	5.36	0.11	5.47	74.93
505	Parkland	5,002	7.63	18.05	10.35	7.16	5.31	0.63	2.64	11.41	2.23	0.09	0.64	66.13
515	Prairie State	2,706	12.40	26.15	11.08	8.68	3.33	4.97	0.87	14.04	6.55	0.00	0.00	88.06
521	Rend Lake	2,007	10.22	32.37	11.04	5.68	5.20	3.42	1.82	10.67	7.50	0.00	0.00	87.92
537	Richland	1,766	13.94	22.41	11.89	6.78	0.98	2.13	4.43	12.97	6.22	0.00	0.00	81.75
511	Rock Valley	3,997	10.56	21.66	12.82	10.11	8.14	4.54	2.61	12.35	5.53	0.00	0.00	88.33
518	Sandburg	1,512	17.04	28.92	14.32	7.77	6.74	3.60	1.90	7.11	0.55	0.19	3.97	92.11
506	Sauk Valley	1,444	14.61	47.12	18.48	9.07	9.85	4.22	0.00	15.49	4.91	0.00	28.41	152.16
531	Shawnee	1,247	15.51	13.74	8.75	7.61	5.77	5.05	0.00	7.73	1.43	0.00	0.00	65.59
510	South Suburban	4,090	19.13	17.63	14.17	8.32	6.02	6.57	1.65	0.00	6.31	0.00	10.67	90.47
533	Southeastern	1,756	10.90	21.01	13.87	6.04	11.43	6.08	11.03	10.04	1.08	0.00	0.00	91.48
534	Spoon River	1,087	18.91	50.36	12.76	12.41	0.00	3.27	16.21	0.00	8.82	0.00	0.00	122.72
504	Triton	8,013	12.46	26.71	10.17	3.36	3.63	2.32	1.33	7.36	3.37	0.19	2.08	72.99
516	Waubonsee	3,032	20.47	27.22	13.79	7.21	7.39	2.77	2.20	8.44	10.46	0.00	28.27	128.22
539	Wood	1,239	12.55	15.11	12.92	2.53	4.06	11.10	0.00	9.08	0.99	0.00	6.32	74.64
	TOTALS	185,715	13.27	19.85	11.97	5.35	5.02	3.05	1.79	8.20	4.71	0.07	2.62	75.88

SOURCES OF DATA: RAMP/CC Tables C1.0 and C1.1
Fall Enrollment - E1 Records

Illinois Community College Board
Table V-11
TOTAL PROTECTION, HEALTH, SAFETY PROJECTS APPROVED

Dist. No.	District/College	# of Projects Approved Bond Issues	Tax Levy	Total	Total Budgeted Amounts
522	Belleville	5	44	49	$ 9,512,657
503	Black Hawk	0	69	69	9,518,395
508	Chicago	0	1	1	4,500,000
507	Danville	13	4	17	5,293,362
502	DuPage	0	0	0	0
509	Elgin	10	0	10	1,117,822
512	Harper	11	52	63	23,995,170
540	Heartland	0	3	3	151,000
519	Highland	1	34	35	5,396,890
514	Illinois Central	0	55	55	13,327,772
529	Illinois Eastern	52	0	52	9,236,890
513	Illinois Valley	0	42	42	6,017,760
525	Joliet	9	30	39	8,807,526
520	Kankakee	0	0	0	0
501	Kaskaskia	0	16	16	2,681,356
523	Kishwaukee	0	13	13	1,992,470
532	Lake County	11	41	52	8,116,771
517	Lake Land	2	34	36	6,062,594
536	Lewis & Clark	7	0	7	3,499,610
526	Lincoln Land	6	1	7	2,807,775
530	Logan	6	3	9	2,007,710
528	McHenry	0	2	2	1,904,456
541	Metropolitan	1	0	1	475,000
524	Moraine Valley	0	22	22	2,849,160
527	Morton	5	2	7	5,517,269
535	Oakton	0	9	9	1,701,479
505	Parkland	0	22	22	5,933,909
515	Prairie State	10	12	22	11,342,256
521	Rend Lake	25	17	42	6,187,366
537	Richland	0	2	2	226,524
511	Rock Valley	0	73	73	12,632,119
518	Sandburg	1	19	20	3,743,905
506	Sauk Valley	2	27	29	5,331,170
531	Shawnee	10	2	12	2,111,364
510	South Suburban	22	37	59	12,520,018
533	Southeastern	4	0	4	2,600,000
534	Spoon River	7	6	13	3,278,907
504	Triton	0	78	78	15,715,148
516	Waubonsee	0	31	31	4,969,705
539	Wood	8	17	25	941,400
	TOTALS	228	820	1048	$ 224,024,685

SOURCE OF DATA: ICCB Records

Illinois Community College Board
Table V-12
BUDGETED REVENUE FOR COMMUNITY COLLEGE CONSTRUCTION
SINCE JANUARY 1990*

Dist. No.	District/College	Project	Federal	Local	State	Total
522	Belleville	Mechanical System Renovation	$0	$429,650	$0	$429,650
		Student Services Renovation	0	242,179	94,926	337,105
		Fire Protection Renovation	0	47,600	0	47,600
		Roofing System Repairs	0	283,440	0	283,440
		Campus Storage Renovation	0	164,869	93,866	258,735
		Energy Conservation	0	95,750	0	95,750
		Cafeteria Expansion	0	181,000	0	181000
		Modular Classroom Units	0	584,170	0	584,170
		Accessibility Renovations	0	789,000	0	789,000
		Accessibility Modifications	0	102,200	0	102,200
		Mechanical System Renovation	0	589,120	0	589,120
		Roofing & Moisture Problems	0	47,040	0	47,040
		Aviation Maintenance Training Facility	0	265,750	0	265,750
		Remodel Vo-Tech Center	0	752,100	2,256,400	3,008,500
		Moisture Protection-Roof Replace	0	30,000	0	30,000
		Hazardous Materials Storage	0	130,000	0	130,000
		Water Piping-Code Corrections	0	153,400	0	153,400
		Energy Conservation	0	25,200	0	25,200
		Fire Protection Renovation	0	82,040	0	82,040
		Exterior Lighting Code Corrections	0	80,000	0	80000
		Energy Conservation Measures	0	668,600	0	668,600
		Moisture Protection-Window Repl.	0	28,000	0	28,000
		Energy Conservation/Electric Retrofit	0	36,960	0	36,960
		Energy Conservation/Granite City	0	330,950	0	330,950
		Energy Conservation/PSOP	0	25,750	0	25,750
		HVAC Retrofit-Phase II	0	353,360	0	353,360
		ADA Accessibility	0	117,600	0	117,600
		Energy Conservation-Belleville	0	61,150	0	61,150
		Electrical Code Compliance	0	34,150	0	34,150
		Mechanical Renovations-Granite City	0	145,600	0	145,600
		ADA Accessibility-Granite City	0	67,200	0	67,200
		Fire Protection Renovations	0	56,000	0	56,000
						$9,445,020
503	Black Hawk	Remodel Corporate Center	$0	$274,042	$0	$274,042
		Site Acquisition	0	370,000	0	370,000
		Life Safety Renovations	0	30,955	0	30,955
		Weatherize Entrances	0	91,269	0	91,269
		Fire Code Corrections	0	111,391	0	111,391
		New Restroom Facility	0	30,700	0	30,700
		Construction Defects	0	0	210,000	210,000
		Aggregate Repairs	0	114,719	0	114,719
		Roof Replacement	0	118,507	0	118,507
		WIU Office Relocation	0	7,000	0	7,000
		Local Child Care Center	0	45,000	0	45,000
		Storm Drainage Repairs-Phase V	0	145,000	0	145,000
		Install Variable Air Volume System	0	465,000	0	465,000
		Storm Drain System-Phase IV	0	119,900	0	119,900
		Retube Boiler	0	107,000	0	107,000
		Fire & Security System Update	0	256,094	0	256,094
		Pool Repairs	0	140,000	0	140,000
		Energy Management System	0	29,955	0	29,955
		Storm Drainage Repair-Phase IV	0	96,800	0	96,800

Illinois Community College Board
Table V-12
BUDGETED REVENUE FOR COMMUNITY COLLEGE CONSTRUCTION
SINCE JANUARY 1990*

Dist. No.	District/College	Project	Federal	Local	State	Total
		Asbestos Removal	0	359,800	0	359,800
		Rehabilitate Building 4	0	201,429	0	201,429
		HVAC Repairs	0	96,500	0	96,500
		HVAC Replacement	0	34,876	0	34,876
		Hazardous Boiler Replacement	0	61,175	0	61,175
		Elevator Code Modifications	0	101,765	0	101,765
		Reroof Three Buildings	0	161,809	0	161,809
		ADA Modifications	0	455,620	0	455,620
		Direct Service Addition	0	1,210,000	0	1,210,000
		Moisture Protection/Plumbing	0	136,200	0	136,200
		Sewer & Erosion Repairs	0	94,100	0	94,100
		Chemical Storage Alterations	0	52,290	0	52,290
		Roof Improvements	0	257,500	0	257,500
		Fire Alarm Update	0	132,401	0	132,401
		Structural Repairs	0	100,300	0	100,300
		Energy Conservation Measures	0	318,850	0	318,850
		Cooling Tower Replacement	0	164,880	0	164,880
		Stairway Replacement	0	75,054	0	75,054
		Chemical Storage Alterations	0	67,051	0	67,051
		Moisture Protection	0	189,170	0	189,170
		ADA Alterations	0	330,300	0	330,300
		Roof Improvement/Bldgs. 2 & 3	0	272,821	0	272,821
		Drainage Repairs	0	25,000	0	25,000
		ADA Door Openers	0	98,700	0	98,700
						$7,760,923
508	Chicago					
	City-Wide	Construction/West Side Tech	$0	$31,500,000	$8,500,000	$40,000,000
	Daley	Renovate Stairway/Bridge	0	0	620,899	620,899
		Asbestos Abatement	0	0	50,000	50,000
		Additional Renovations-Stairway/Bridge	0	0	62,535	62,535
		Exterior Improvements	0	0	200,000	200,000
		Window Covering	0	0	139,030	139,030
		Window Coverings	0	0	125,000	125,000
	Kennedy-King	Exterior Painting/Caulking	0	0	287,303	287,303
	Malcolm X	Renovate Locker Rooms	0	0	400,000	400,000
	Olive-Harvey	Exterior Paint, Sidewalks	0	0	241,626	241,626
		Renovate Building 5	0	0	530,000	530,000
	Truman	Replace Carpet & Flooring	0	0	50,000	50,000
		Remodeling	0	1,675,000	0	1,675,000
	Washington	Remodel Floors-Basement through 11	0	1,385,481	0	1,385,481
		Dawson Skills Rehab	0	0	3,500,000	3,500,000
	Wilbur Wright	Remodel Old Wright	0	1,050,000	0	1,050,000
		Land/New Campus	0	76,600,000	0	76,600,000
		Humboldt Park Vocational Center	0	5,000,000	2,000,000	7,000,000
						$133,916,874
507	Danville	Repave Parking Lots	$0	$10,312	$83,586	$93,898
		Classroom/Labs-Miller Gym	0	673,700	1,853,600	2,527,300
		Repair Gazebo	0	0	12,475	12,475
		Technology Center Addition	0	889,800	672,200	1,562,000
		Install Automatic Door	0	0	6,500	6,500
		Seal Coating-Parking Areas	0	0	10,058	10,058

Illinois Community College Board
Table V-12
BUDGETED REVENUE FOR COMMUNITY COLLEGE CONSTRUCTION
SINCE JANUARY 1990*

Dist. No.	District/College	Project	Federal	Local	State	Total
		Auto Door Openers	0	0	6,850	6,850
		Repair Porches-Building 17	0	0	53,270	53,270
		Repair Roof-Building 17	0	0	77,086	77,086
		Roof Repairs	0	595,847	0	595,847
		Energy Conservation	0	33,272	0	33,272
		Tech Center/Parking Lots	0	0	70,000	70,000
		Utility Tunnel Replacmenet	0	1,566,200	0	1,566,200
		Fuel Oil Tank Replacement	0	28,399	0	28,399
		College Center Repairs	0	0	66,500	66,500
		Asbestos/Radon Survey	0	96,554	0	96,554
		Sanitary Sewer Replacement	0	206,550	0	206,500
		Natural Gas Pipe Replacement	0	36,500	0	36,500
		Roof-Tech Center	0	0	82,010	82,010
		Electrical Power Distribution	0	732,300	0	732,300
		Domestic Water System Repair	0	435,000	0	435,000
		Infrastructure Rehabilitation	0	1,161,500	3,484,500	4,646,000
		Site Utilities/New Building	0	0	3,500,000	3,500,000
						$16,444,519.00
502	DuPage	Site Acquisition-Naperville	$0	$816,750	$0	$816,750
		Site Acquisition-Westmont	0	609,840	0	609,840
		Instructional Computing Center	0	391,200	1,173,500	1,564,700
		Parkway Expansion	0	928,940	0	928,940
		Walkway Lighting/Reroof Building	0	201,893	230,107	432,000
		Parking Lot Expansion	0	975,387	0	975,387
		Warehouse Expansion	0	613,340	0	613,340
		Renovate Parking Lots 1-5	0	229,060	227,538	456,598
		Construct Extension Centers	0	3,572,800	0	3,572,800
		Renovate Parking Lots 8 thru 12	0	636,911	227,538	864,449
		Land/North Regional Site	0	650,000	0	650,000
		Business/Industry Conference Center	0	5,500,000	0	5,500,000
		Visual/Performing Arts Phase I	0	23,260,694	0	23,260,694
		Site Acquisition/Naperville	0	449,757	0	449,757
		Ceiling Replacement	0	0	263,395	263,395
		Roadway Renovations	0	0	224,080	224,080
		Fitness Room Addition	0	348,000	0	348,000
		Lighting/Ceiling Renovations	0	0	424,922	424,922
		SRC Addition	0	16,830,000	0	16,830,000
		Student Resource Center/3rd Floor	0	0	2,180,400	2,180,400
		Auto Lab Expansion Building	0	740,000	0	740,000
						$61,706,052
509	Elgin	Parking Lot Repairs	$0	$0	$66,594	$66,594
		Construction Maintenance Bldg.	0	239,533	0	239,533
		Moisture Protection	0	92,739	0	92,739
		Construct Maintenance Bldg.	0	239,533	0	239,533
		Mobile Classroom Units	0	137,400	0	137,400
		Exterior Lighting	0	327,500	0	327,500
		Construct Applied Tech Building	0	1,145,750	0	1,145,750
		HVAC Modifications	0	40,740	0	40,740
		Resurface Parking Lot 1	0	3,456	75,544	79,000
		Accessibility Modifications	0	38,045	0	38,045
		Repair Parking Lots	0	0	241,675	241,675

Illinois Community College Board
Table V-12
BUDGETED REVENUE FOR COMMUNITY COLLEGE CONSTRUCTION
SINCE JANUARY 1990*

Dist. No.	District/College	Project	Federal	Local	State	Total
		Site Acquisition	0	2,061,300	0	2,061,300
		New Classroom Building	0	1,450,500	12,906,700	14,357,200
		Roof Repairs/Paving	0	0	127,818	127,818
		Business/Industry Conference Center		5,500,000		5,500,000
		Visual/Performing Arts	0	23,260,694	0	23,260,694
						$42,455,521
512	Harper	HVAC Renovations	$0	$1,259,280	$0	$1,259,280
		Roof Replacement Bldgs. B,C,G,H	0	1,121,250	0	1,121,250
		Construct Observatory	0	44,200	0	44,200
		Energy Management System	0	1,000,000	0	1,000,000
		Resurface Parking Lot 8,9,10	0	789,000	0	789,000
		Repave Perimeter Road	0	146,400	0	146,400
		Renovate Fire Alarm System	0	327,600	0	327,600
		Construction Defects	0	0	3,184,856	3,184,856
		Install Accessible Drinking	0	200,000	0	200,000
		Boiler Repairs/Building B	0	110,000	0	110,000
		Alter Doorway/Building 1	0	29,500	0	29,500
		Roof Repair/Alteration	0	710,000	0	710,000
		Repair Parking Lots	0	0	144,831	144,831
		Replace Wheelchair Lifts	0	75,000	0	75,000
		Replace Underground Storage	0	190,000	0	190,000
		Repair Roofs-Buildings A & D	0	400,000	0	400,000
		Fire Supression System	0	25,000	0	25,000
		Plumbing Repairs-Buildings I & J	0	420,000	0	420,000
		Electrical/Mechanical Repairs	0	1,469,550	0	1,469,550
		Repair Parking Lot 3	0	85	155,230	155,315
		Repair HVAC-Building V	0	50,000	0	50,000
		Repair Roofs-Buildings B,E,I,J	0	385,000	0	385,000
		Repair Restrooms-Building D	0	438,500	0	438,500
		Accessibility Renovations	0	54,000	0	54,000
		Elevator Accessibility	0	72,500	0	72,500
		Fire Sprinkler Installation	0	199,750	0	199,750
		Power Distribution System	0	317,250	0	317,250
		Hazardous Bleacher Repair	0	100,000	0	100,000
		Site Acquisition/Northeast	0	2,000,000	0	2,000,000
		Water Main Extension	0	247,925	0	247,925
		Construct Instructional Bldg.	0	12,589,800	0	12,589,800
		Roof Replacement-Bldg. F	0	235,000	0	235,000
		Roof & Ceiling-Bldg. D	0	0	145,841	145,841
		Moisture Protection-NE Center	0	178,000	0	178,000
		Building F Life Safety	0	1,500,000	0	1,500,000
		Parking Lot 1 Extension	0	0	142,500	142,500
		Building F Code Corrections	0	1,009,000	0	1,009,000
		Repair Parking Lots	0	0	112,000	112,000
		Life Safety Alterations	0	380,148	0	380,148
		Fire System Corrections	0	176,371	0	176,371
		Filter System Repair	0	143,298	0	143,298
		Roof Replacement - NE Center	0	444,000	0	444,000
		Accessibility Improvements	0	108,859	0	108,859
		Building I Code Corrections	0	676,268	0	676,268
		ADA/Accessibility	0	159,000	0	159,000
		Refrigerant Conversion	0	242,681	0	242,681

Illinois Community College Board
Table V-12
BUDGETED REVENUE FOR COMMUNITY COLLEGE CONSTRUCTION
SINCE JANUARY 1990*

Dist. No.	District/College	Project	Federal	Local	State	Total
		Asbestos Abatement Work	0	72,338	0	72,338
		Emergency Telephone Installation	0	33,000	0	33,000
						$34,014,871
540	Heartland	Site Acquisition	$0	$2,100,000	$0	$2,100,000
		Space Renovations	0	98,125	0	98,125
						$2,198,125
519	Highland	Walk Replacement/Phase IV	$0	$85,000	$0	$85,000
		Reroof Sports Complex	0	81,000	0	81,000
		Install Nonskid Pool Deck	0	25,000	0	25,000
		Sidewalk Replacement	0	172,648	0	172,648
		Reroof Maintenance Barn	0	35,000	0	35,000
		Accessibility-Auto Doors	0	41,950	0	41,950
		Tuckpointing & Sidewalks	0	73,000	0	73,000
		Drainage Repairs-Lot D	0	85,230	0	85,230
		Bleacher Repairs	0	51,725	0	51,725
		Sidewalk Repair/Drainage-Phase IV	0	70,190	0	70,190
		Drainage Alterations	0	173,387	0	173,387
		Sidewalk Rehabilitation	0	248,398	0	248,398
		Student Center Building	0	168,600	4,952,000	5,120,600
		Exterior Waterproofing Modifications	0	51,425	0	51,425
		Underground Storage Tank	0	50,050	0	50,050
		Moisture Protection	0	75,637	0	75,637
		Renovation/Buildings M & R	0	0	284,968	284,968
		ADA Projects	0	257,620	0	257,620
		ADA Compliance	0	318,666	0	318,666
		Auto Body Code Corrections	0	110,480	0	110,480
		Laboratory Ventilation	0	56,975	0	56,975
		Fire Alarm Improvements	0	155,768	0	155,768
		EMS Replacement	0	158,200	0	158,200
		Ventilation System Repairs	0	123,700	0	123,700
		Energy Conservation Program	0	645,400	0	645,400
		ADA Compliance	0	283,770	0	283,770
		Hydraulic Lift Replacement	0	89,758	0	89,758
		Lighting/Warning System Upgrade	0	161,656	0	161,656
		Waterproofing Project	0	108,803	0	108,803
						$9,196,004
514	Illinois Central	Test Cells	$0	$108,000	$0	$108,000
		Phase II-Downtown Center	0	2,373,250	0	2,373,250
		Hazardous Surface Repairs	0	170,000	0	170,000
		Courtyard Rehabilitation	0	360,000	0	360,000
		Campus Security	0	66,000	0	66,000
		Remodel Dirksen Hall	0	325,000	0	325,000
		Replace HVAC Units	0	407,000	0	407,000
		Parking Lot Rehabilitation	0	5,127	149,102	154,229
		Enclose Overhang/Administration Bldg.	0	225,000	0	225,000
		Repair Underground Storage Tank	0	289,670	0	289,670
		Parking Deck Construction	0	550,000	0	550,000
		Construction Defects-Roof	0	0	493,000	493,000
		Construct Storage Building	0	78,177	0	78,177
		Roof Repair-Gymnasium	0	134,500	0	134,500

Illinois Community College Board
Table V-12
BUDGETED REVENUE FOR COMMUNITY COLLEGE CONSTRUCTION
SINCE JANUARY 1990*

Dist. No.	District/College	Project	Federal	Local	State	Total
		Repair Dirksen Parking Lot	0	2,563	147,437	150,000
		Renovate Parking Lot A	0	2,563	147,437	150,000
		Replace Electric Transformers	0	66,000	0	66,000
		Replace Rooftop HVAC Units	0	830,000	0	830,000
		Parking Lot F Renovation	0	0	103,800	103,800
		Fire Damper Replacement	0	475,200	0	475,200
		Asbestos Removal/SW Adams	0	143,750	0	143,750
		Boiler Room Roof Replacement	0	76,790	0	76,790
		Roof Replacement-SW Adams	0	141,900	0	141,900
		ADA Survey/Phase I Corrective Work	0	186,390	0	186,390
		Water-Fire Main Relocations	0	234,698	0	234,698
		Erosion Control	0	76,000	0	76,000
		ADA Elevator Addition	0	165,460	0	165,460
		Parking Lot Restoration	0	0	123,400	123,400
		Acquisition/Renovation-World Drug Bldg.	0	6,386,400	0	6,386,400
		Repair of Bridges	0	97,000	0	97,000
		Roof Replacement-Lawrence	0	80,000	0	80,000
		Elevator Repairs	0	99,200	0	99,200
		Upgrade Underground Storage Tank	0	243,410	0	243,410
		Renovate/Expand Student Center	0	4,277,350	0	4,277,350
		Drainage Control	0	1,300,000	0	1,300,000
		Exterior Lighting Upgrade	0	120,000	0	120,000
		Metal Panel Curtain Wall	0	90,000	0	90,000
		Floor/Bleacher Repairs	0	265,700	0	265,700
		ADA Accessibility	0	66,900	0	66,900
		Roof Replacement/Library	0	215,000	0	215,000
		Roof Replacement/Academic Building	0	255,000	0	255,000
		Carpet Replacement	0	170,000	0	170,000
		Masonry Wall Repair	0	62,000	0	62,000
						$22,385,174
529	Illinois Eastern	Construct Microwave Tower	$0	$313,191	$0	$313,191
		Roof Replacements	0	0	813,000	813,000
		Stage Floor Replacement	0	0	19,159	19,159
		Ventilation Corrections	0	117,041	0	117,041
		Stage Floor Replacement	0	0	21,304	21,304
		ADA Compliance Alterations	0	71,400	0	71,400
		Pool Filter Replacement	0	33,062	0	33,062
		Storm Sewer Waterway Repairs	0	56,856	0	56,856
		Robinson Commercial Building	0	481,960	0	481,960
		Tool & Die Shop Code Modifications	0	141,546	0	141,546
		HVAC Replacement	0	0	324,450	324,450
		Student Services Area Remodeling	0	0	260,000	260,000
		Parking Lot Repairs	0	0	171,400	171,400
		Underground Tank Removal	0	150,000	0	150,000
		Roof Replacements	0	0	840,000	840,000
		Modify Exhaust Hoods	0	118,244	0	118,224
	Frontier	Remodel LRC	0	22,280	0	22,280
		Maintenance/Storage Shed	0	18,400	0	18,400
	Lincoln Trail	Sanitary Sewer	0	45,496	0	45,496
		HVAC System	0	398,200	0	398,200
	Olney Central	Relocate Child Care Center	0	2,000	0	2,000
		Construction Defects/Wattleworth	0	615,000	0	615,000

Illinois Community College Board
Table V-12
BUDGETED REVENUE FOR COMMUNITY COLLEGE CONSTRUCTION
SINCE JANUARY 1990*

Dist. No.	District/College	Project	Federal	Local	State	Total
		Reroof Stair Enclosures	0	31,838	0	31,838
		Parking Lot Expansion	0	75,000	0	75,000
	Wabash Valley	Natatorium Roof Replacement	0	81,627	0	81,627
		Roof Repairs	0	1,188,000	0	1,188,000
		HVAC Replacement	0	226,200	0	226,200
		Gym Floor Replacement	0	0	88,962	88,962
		HVAC System	0	312,800	0	312,800
						$7,038,416
513	Illinois Valley	Furnace Replacement	$0	$48,600	$0	$48,600
		Fire Door Controls	0	30,000	0	30,000
		Hazardous Floor Replacement	0	56,723	0	56,723
		Road Subsurface Erosion	0	50,301	0	50,301
		Biology Lab Utilities	0	28,904	0	28,904
		Replace Hazardous Floor	0	58,000	0	58,000
		Replace Water Main	0	78,860	0	78,860
		Energy Audit and Survey	0	29,400	0	29,400
		Maintenance Room Ventilation	0	0	18,800	18,800
		Roof Replacement-Gym	0	30,142	0	30,142
		Roof Replacement	0	51,450	0	51,450
		Repair Parking Lots	0	0	44,620	44,620
		Modify Elevators	0	121,211	0	121,211
		Roadway & Parking Lot	0	0	64,136	64,136
		Asbestos Abatement-Building G	0	145,200	0	145,200
		Asbestos Abatement A-301	0	111,200	0	111,200
		Asbestos Abatement	0	115,800	0	115,800
		Repair Parking Lot 5	0	24,522	63,420	87,942
		Reroof Auto Ag Facility	0	130,725	0	130,725
		Sewer Line Hookup	0	84,000	0	84,000
		Energy Conservation/Retrofit	0	257,000	0	257,000
		Roof Replacement	0	220,000	0	220,000
		Asbestos Removal-Water Tanks	0	120,000	0	120,000
		Security Lighting-Phase II	0	160,320	0	160,320
		Hazardous Walk Replacment	0	40,780	45,816	86,596
		Sidewalk Replacement Phase II	0	0	60,200	60,200
		ADA Modifications	0	180,600	0	180,600
		Sidewalk Replacement	0	0	47,300	47,300
		Plumbing Code Compliance	0	30,250	0	30,250
		Asbestos Abatement	0	125,890	0	125,890
		ADA Modifications	0	150,120	0	150,120
		Security Lighting	0	158,970	0	158,970
		Asbestos Removal-Science Fume	0	40,800	0	40,800
		Exhaust Fans/Art Room	0	5,036	14,384	19,420
		Fluroescent Lighting Modifications	0	119,400	0	119,400
		Boiler Repairs	0	27,427	0	27,427
		Erosion Control/SW Slope	0	172,248	0	172,248
		Cooling System Retrofit	0	923,500	0	923,500
		Water Pipe Replacement	0	220,000	0	220,000
		ADA/Phase III	0	220,200	0	220,200
		Sidewalk Replacements	0	286,318	0	286,318
		Boiler C Repairs	0	28,220	0	28,220
						$5,040,793

Illinois Community College Board
Table V-12
BUDGETED REVENUE FOR COMMUNITY COLLEGE CONSTRUCTION
SINCE JANUARY 1990*

Dist. No.	District/College	Project	Federal	Local	State	Total
525	Joliet	Resurface Tennis Courts	$0	$81,400	$0	$81,400
		New Roofing Building E	0	211,800	0	211,800
		Water Seepage - Roof	0	213,400	0	213,400
		Repair Parking Lots	0	0	132,108	132,108
		Emergency Telephones	0	66,286	0	66,286
		Remove Asbestos Flooring	0	88,300	0	88,300
		Parking Lot and Roadway Repair	0	21,067	121,073	142,140
		Exterior Stair-Rennaisance Center	0	72,315	0	72,315
		Roof Work-Rennaisance Center	0	100,100	0	100,100
		Emergency Telephones/Phase II	0	82,300	0	82,300
		Roof Replacement/Building G	0	145,200	0	145,200
		North Campus Site	0	4,665,650	0	4,665,650
		Install Fire Alarm System	0	75,500	0	75,500
		Roof Replacement-Building D	0	0	98,222	98,222
		Install Cogeneration System	0	949,000	0	949,000
		Parking Lot Restoration	0	0	210,061	210,061
		ADA Compliance	0	287,980	0	287,980
		Business/Tech Center	0	2,450,291	6,992,509	9,442,800
		Roof Replacement	0	325,475	0	325,475
		Roof Replacement/Bldgs. A,B,C	0	285,000	0	285,000
						$17,675,037
520	Kankakee	Repair Chimney Flue	$0	$0	$43,513	$43,513
		Modify Heating System	0	13,892	46,079	59,971
		Classroom Addition	0	3,268,500	0	3,268,500
		Update Fire Alarm System	0	0	64,505	64,505
		Retube Boilers	0	0	39,800	39,800
		Roadway Lighting	0	0	58,965	58,965
		West Campus Renovation	0	158,880	51,120	210,000
						$3,745,254
501	Kaskaskia	Replace Roof-Gym & Science	$0	$0	$51,797	$51,797
		Alterations-Buildings C,D,E,F	0	780,000	0	780,000
		Lighting Code Corrections	0	243,500	0	243,500
		Roofing Replacement	0	0	170,228	170,228
		ADA-Door Operators	0	39,240	0	39,240
		Roof Replacement-Various Buildings	0	140,000	0	140,000
		Asbestos Abatement	0	26,800	0	26,800
		ADA Elevator Improvements	0	44,000	0	44,000
		ADA Restroom Alterations	0	61,430	0	61,430
		Pedestrian Bridge Repair	0	28,000	0	28,000
		Hazardous Stair Treads/Rails	0	34,505	0	34,505
		Moisture Protection/ST Building	0	81,893	0	81,893
		Sidewalk and Ramp Replacement	0	48,788	0	48,788
						$1,750,181
523	Kishwaukee	Accessibility/Phase II	$0	$113,900	$0	$113,900
		Repair Bleachers	0	0	13,200	13,200
		Handicapped Accessibility	0	55,320	0	55,320
		Resurface Tennis Courts	0	0	32,000	32,000
		Repair Roof-Boiler Room	0	0	15,000	15,000
		Construction Defects	0	0	125,000	125,000
		Parking Lot Lighting	0	2,584	50,691	53,275

Illinois Community College Board
Table V-12
BUDGETED REVENUE FOR COMMUNITY COLLEGE CONSTRUCTION
SINCE JANUARY 1990*

Dist. No.	District/College	Project	Federal	Local	State	Total
		Library Expansion	0	361,992	1,452,000	1,813,992
		Addition/Construction-Phase IV	0	9,989,400	0	9,989,400
		Roof Replacement	0	382,005	0	382,005
		ADA Walk/Egress Repairs	0	65,119	0	65,119
		Wellhouse Safety	0	47,425	0	47,425
		Water Penetration	0	279,197	0	279,197
		Wellhouse Code Corrections	0	47,425	0	47,425
		Parking Lot Resurfacing (South Lot)	0	0	179,835	179,835
		Physical Ed Facilities Renovation	0	148,879	0	148,879
		Cooling Tower Repairs	0	170,130	0	170,130
		Hazardous Drive Repair	0	180,616	0	180,616
						$13,711,718
532	Lake County	Fume Hood Reinstallation	$0	$114,000	$0	$114,000
		Water Main Loop Connection	0	43,000	0	43,000
		Toilet Room Accessibility	0	130,000	0	130,000
		Voice Communication System	0	54,000	0	54,000
		Asbestos Survey	0	32,400	0	32,400
		Gym Lighting Retrofit	0	30,000	0	30,000
		Roof Repairs & Insulation	0	918,000	0	918,000
		Metal Siding Repair	0	32,400	0	32,400
		Chemistry Lab Alterations	0	142,500	0	142,500
		Fire Alarm System Repairs	0	626,400	0	626,400
		Repair Exhaust Systems	0	82,000	0	82,000
		Access Road & Parking	0	0	212,422	212,422
		Reroof Lake Shore Campus	0	166,300	0	166,300
		Install Accessible Hardware	0	27,400	0	27,400
		Repave Parking Lot 4	0	2,828	107,601	110,429
		Heating System Repair	0	86,000	0	86,000
		Repave Parking Lot 7	0	0	106,211	106,211
		Electrical Modifications	0	26,700	0	26,700
		Replacement Wiring	0	130,700	0	130,700
		Fire Alarm & System Auto.	0	686,600	0	686,600
		Drainage Repairs	0	332,000	0	332,000
		Accessible Entrances	0	30,900	0	30,900
		Mechanical Unit Repairs	0	162,000	0	162,000
		Sidewalk Repairs	0	67,700	0	67,700
		Parking Lot Restoration	0	0	127,900	127,900
		Improve Access/Parking Lot	0	0	257,900	257,900
		ADA Compliance	0	345,000	0	345,000
		Lakshore Campus Expanion	0	3,250,000	0	3,250,000
		Heating Control/Lakeshore	0	29,700	0	29,700
		LRC Roof Replacement	0	450,560	0	450,560
		Hazardous Pavement/Drainage	0	264,455	0	264,455
		Replace Fuel Storage Tanks	0	27,540	0	27,540
		Remodel Chemistry Lab	0	59,400	0	59,400
		AC Equipment-Info Systems	0	74,800	0	74,800
		Horticulture Center Roof/Asbestos	0	64,740	0	64,740
		Multi-Purpose/Ventilation	0	321,000	0	321,000
		Perimeter Interior Walls	0	83,460	0	83,460
						$9,706,517
517	Lake Land	Energy Management System/Phase I	$0	$191,531	$0	$191,531

Illinois Community College Board
Table V-12
BUDGETED REVENUE FOR COMMUNITY COLLEGE CONSTRUCTION
SINCE JANUARY 1990*

Dist. No.	District/College	Project	Federal	Local	State	Total
		Energy Management/Phase II	77,762	84,764	0	162,526
		Replace Heat Piping	0	180,000	0	180,000
		Pave South Parking Lot	0	6,384	98,116	104,500
		Renovate Classrooms	0	0	44,651	44,651
		Agricultural Tech Building	0	255,000	0	255,000
		Resurface Parking Lot	0	55,400	36,600	92,000
		Exterior Moisture Protection	0	78,000	0	78,000
		Drainage Repairs	0	300,000	0	300,000
		Exterior Door Modifications	0	120,000	0	120,000
		Cooling Towers Repairs	0	63,000	0	63,000
		HVAC Alterations-Field House	0	36,000	0	36,000
		Asbestos Survey	0	58,500	0	58,500
		Hazardous Bleacher Repair	0	72,000	0	72,000
		ADA Modifications	0	34,500	0	34,500
		Security Lighting Upgrade	0	216,000	0	216,000
		ADA Signage	0	65,000	0	65,000
		Natural Gas Line Replacement	0	52,250	0	52,250
		Electrical Code Corrections	0	289,600	0	289,600
		Campus Roadway Renovation	0	0	65,916	65,916
		Asbestos Encapsulation	0	354,983	0	354,983
		Center for Higher Ed Technology	0	751,600	1,348,400	2,100,000
		ADA Restrooms	0	50,000	0	50,000
		Reroof Fieldhouse	0	30,000	0	30,000
		Reroof Covered Walkways	0	180,000	0	180,000
		Renovate Board Room	0	0	27,224	27,224
		Replace Sidewalks	0	30,000	0	30,000
		Roofing-NW Class Building	0	300,000	0	300,000
		Exterior Security Lighting	0	65,000	0	65,000
		ADA Modifications/Locks/Walks	0	150,000	0	150,000
		ADA/Restroom Modification	0	359,000	0	359,000
		Tuckpoint Classroom Buildings	0	36,000	0	36,000
		ADA Restroom	0	300,000	0	300,000
		Sidewalk Replacements	0	30,000	0	30,000
		ADA Accessible Study Areas	0	54,000	0	54,000
						$6,547,181
536	Lewis & Clark	Hatheway Hall	$0	$283,000	$850,000	$1,133,000
		New Parking Lots	0	267,000	0	267,000
		Stage Remodeling	0	199,800	0	199,800
		Renovation for Reception Area	0	150,000	0	150,000
		Modify Electrical Main Complex	0	0	72,831	72,831
		Install Fire Alarm	0	0	10,000	10,000
		Modify Ventilation System	0	0	32,515	32,515
		Handicapped Accessibility	0	222,100	1,300,000	1,522,100
		Two Bldgs.-Arts/Cer-Maintenance	0	350,000	0	350,000
		Relocate Chapel	0	2,194,500	0	2,194,500
		Remodel Trimpe Building	0	800,000	2,400,000	3,200,000
		Classroom/Multi-Purpose Building	0	812,000	2,436,000	3,248,000
		Additional Site Lighting	0	0	33,275	33,275
		Roadway Repairs	0	0	6,528	6,528
		Main Complex Renovation	0	1,000,000	0	1,000,000
		Main Complex Renovation - Phase II	0	1,000,000	3,000,000	4,000,000
		Repairs Hathaway/Haskell Halls	0	0	85,420	85,420

Illinois Community College Board
Table V-12
BUDGETED REVENUE FOR COMMUNITY COLLEGE CONSTRUCTION
SINCE JANUARY 1990*

Dist. No.	District/College	Project	Federal	Local	State	Total
		Renovation Main Complex-Phase II	0	931,800	0	931,800
		ADA Work/Energy Conservation	0	0	142,520	142,520
						$18,579,289
526	Lincoln Land	Parking Lot Overlay-Phase III		$2,906	$63,889	$66,795
		Roof Replacement	0	1,125,000	0	1,125,000
		Bleacher Repairs	0	74,719	0	74,719
		Child Care Center	0	696,000	0	696,000
		Seal, Caulk, Paint Windows	0	0	76,060	76,060
		West Regional Education Center	0	250,000	0	250,000
		South Regional Education Center	0	1,518,109	0	1,518,109
		ADA/Elevator Update	0	21,400	0	21,400
		ADA/Fire Alarm Upgrades	0	76,956	0	76,956
						$3,905,039
530	Logan	Construct Softball Field	$0	$18,880	$0	$18,880
		Mining Technology Bldg. Addition	0	163,646	0	163,646
		Asbestos Removal	0	2,556	0	2,556
		Exterior Wall Repairs-Phase IV	0	0	49,529	49,529
		Exterior Repairs	0	0	50,587	50,587
		New Parking Lot	0	487,000	0	487,000
		Exterior Repairs	0	0	50,088	50,088
		Construct Dugouts	0	23,563	0	23,563
		Energy Conservation Measures	0	225,000	0	225,000
		Electrical Code Compliance	0	40,000	0	40,000
		Replace Roof-Phase I	0	683,000	0	683,000
		Accessibility Improvements	0	107,000	0	107,000
		Classroom Addition	0	2,178,833	6,297,300	8,476,133
		HVAC Code Compliance	0	145,000	0	145,000
		New Office Building	0	418,100	0	418,100
		Microbiology Lab	0	105,880	0	105,880
		Roof Replacement	0	0	159,600	159,600
		ADA/Environmental Improvements	0	121,640	0	121,640
		Office/Classroom Addition	0	475,700	0	475,700
		Locker Room Addition	0	234,000	0	234,000
		Chiller Replacements	0	340,870	0	340,870
		1997 Health/Life Safety Improvements	0	60,200	0	60,200
						$12,437,972
528	McHenry	Site Acquisition	$0	$615,848	$0	$615,848
		Resurface Parking Lot	0	9,387	35,613	45,000
		Carpet Replacement	0	6,485	36,015	42,500
		New Classroom Building	0	11,660,000	0	11,660,000
		HVAC Repairs & Replacement	0	1,208,400	0	1,208,400
		Fire Science Training Facility	0	253,800	0	253,800
		Roof Replacement	0	696,056	0	696,056
		Library/Classroom Addition	0	152,000	1,324,000	1,476,000
		Replace Fascia & Boiler	0	0	173,850	173,850
						$16,171,454
524	Moraine Valley	Correct Drainage-Phase II	$0	$834,000	$0	$834,000
		Fueling System Work	0	50,000	0	50,000
		Handicapped Ramp & Elevator	0	347,700	0	347,700

Illinois Community College Board
Table V-12
BUDGETED REVENUE FOR COMMUNITY COLLEGE CONSTRUCTION
SINCE JANUARY 1990*

Dist. No.	District/College	Project	Federal	Local	State	Total
		High Technology Center	0	6,983,700	6,983,700	13,967,400
		Storm Water Drainage Work	0	1,121,000	0	1,121,000
		Replace Roofs	0	695,000	0	695,000
		Remodel Faculty/Staff Offices	0	0	127,112	127,112
		Roof Replacement-Bldgs A&B/Central Plnt	0	555,000	0	555,000
		HVAC System Renovation	0	4,249,200	0	4,249,200
		Fire Alarm Replacement	0	391,700	0	391,700
		Remodel Buildings A, B, I	0	0	2,227,500	2,227,500
		Fine Applied Arts/Phase II	0	16,174,100	0	16,174,100
		Walk Replacement	0	0	321,000	321,000
		Expansion Joint Repair/Building L	0	134,000	0	134,000
		Reglazing Work	0	535,000	0	535,000
		ADA Elevator	0	38,500	0	38,500
		Energy Conservation Window	0	833,000	0	833,000
		ADA Restrooms	0	301,000	0	301,000
		CCT Roof Replacement	0	958,000	0	958,000
		Computer Center Ventilation	0	150,000	0	150,000
		ADA Signage	0	102,960	0	102,960
		Locker Room (Revised)/T-647	0	485,800	0	485,800
		ADA Women's Locker Room	0	119,000	0	119,000
		South Entry Rehabilitation	0	52,100	0	52,100
		Expansion Joint Repair/Building L	0	134,000	0	134,000
		College Center Reroofing	0	155,000	0	155,000
						$45,059,072
527	Morton	Fire Alarm System	$0	$152,660	$0	$152,660
		Asbestos Abatement 1989	0	1,379,700	0	1,379,700
		Parking Lot Renovation	0	0	48,267	48,267
		Renovation/Repair PE Bldg.	0	24,290	50,570	74,860
		HVAC System Replacement	0	1,905,384	0	1,905,384
		Gym Floor Restoration	0	6,644	27,456	34,100
		Exterior Sign Restoration	0	0	68,000	68,000
		Seating Restoration	0	0	35,600	35,600
		Land Acquisition	0	600,000	0	600,000
		Main Entrance/Drive Rehab.	0	0	59,516	59,516
		Building B/Classroom Addition	0	0	272,000	272,000
						$4,630,087
535	Oakton	Joint Facility NWMC & OCC	$0	$878,000	$0	$878,000
		Site Acquisition/Niles East	0	5,000,000	0	5,000,000
		Maintenance Building Addition	0	47,750	0	47,750
		Parking Lot/Roadway Repair	0	44,062	208,438	252,500
		Asbestos Removal/Demolition	0	750,000	0	750,000
		Underground Storage Removal	0	200,000	0	200,000
		Drainage Repairs	0	35,000	0	35,000
		Des Plaines Campus Expansion	0	0	200,000	200,000
		Telephone Caller ID System	0	49,900	0	49,900
		Health Services Upgrade	0	79,775	0	79,775
		Pavement Renovations	0	44,000	171,500	215,500
		Fire Protection System	0	29,924	0	29,924
		Construct R. Hartstein Campus	0	18,006,000	0	18,006,000
		Des Plaines Campus Expansion	0	11,292,900	0	11,292,900
		Fire Alarm System Upgrade	0	211,600	0	211,600

Illinois Community College Board
Table V-12
BUDGETED REVENUE FOR COMMUNITY COLLEGE CONSTRUCTION
SINCE JANUARY 1990*

Dist. No.	District/College	Project	Federal	Local	State	Total
		Stairwell Security Cameras	0	39,227	0	39,227
						$37,288,076
505	Parkland	West Entrance Road	$0	$250,000	$0	$250,000
		Drainage Improvements	0	0	99,047	99,047
		Hazardous Lighting Replacement	0	555,000	0	555,000
		Lighting Improvements	0	0	99,047	99,047
		Repair Masonry Walls/Guard Rails	0	0	97,941	97,941
		Classroom Addition-Child Care	0	405,000	0	405,000
		Educational Video Center	0	300,000	0	300,000
		Roof Replacement	0	400,000	0	400,000
		Accessible Walks/Entry Rehab	0	111,000	0	111,000
		Lighting Code Corrections	0	200,000	0	200,000
		Safety Lighting Upgrade	0	555,000	0	555,000
		Natural Gas Line Replacement	0	240,000	0	240,000
		Lighting Code Corrections	0	300,000	0	300,000
		Parking/Paving Renovations	0	0	166,070	166,070
		Condenser Replacement-Phase II	0	965,000	0	965,000
		Renovate Vet Tech Facility	0	0	97,941	97,941
		HVAC Condenser Replacement	0	725,000	0	725,000
		Child Care Center	0	0	1,496,300	1,496,300
		Interior Lighting-Phase V	0	100,000	0	100,000
		Drainage/Hazardous Entry II	0	200,000	0	200,000
		HVAC Replacement Phase III	0	905,000	0	905,000
		Lighting Retrofit/Phase I	0	100,000	0	100,000
						$8,367,346
515	Prairie State	Sidewalk Replacement	$0	$102,842	$0	$102,842
		Renovate Building K	0	381,872	0	381,872
		Emergency Gas Line Repair	0	31,000	0	31,000
		Building Masonry Restoration	0	82,350	67,464	149,814
		Handicapped Elevator	0	108,000	0	108,000
		Theater Alterations	0	92,043	0	92,043
		Drainage Corrections	0	151,200	0	151,200
		Masonry Repairs-Phase II	0	95,000	0	95,000
		Accessible Restrooms	0	81,600	0	81,600
		Exterior Security Lighting	0	222,335	0	222,335
		Renovate Fitness Center	0	208,000	0	208,000
		HVAC Rehab Building	0	231,300	0	231,300
		Construct Parking Lot	0	945,000	0	945,000
		Replace Roofs	0	882,000	0	882,000
		Improve Entrance Accessibility	0	409,200	0	409,200
		HVAC/Electrical Rehab	0	138,000	0	138,000
		Accessible Parking Area	0	27,000	0	27,000
		Emergency Electrical Generator	0	425,100	0	425,100
		Atrium Safety Alterations	0	98,400	0	98,400
		LRC Code Corrections	0	112,700	0	112,700
		Mechanical Systems Replacement	0	4,121,110	0	4,121,110
		LRC Addition/Remodeling	0	1,466,600	6,397,400	7,864,000
		Land Acquisition (4.77 acres)	0	114,614	0	114,614
		Natural Gas Pipe Replacement	0	78,100	0	78,100
						$17,070,230

Illinois Community College Board
Table V-12
BUDGETED REVENUE FOR COMMUNITY COLLEGE CONSTRUCTION
SINCE JANUARY 1990*

Dist. No.	District/College	Project	Federal	Local	State	Total
521	Rend Lake	Addition/Vo Tech Bldg.	$0	$950,000	$0	$950,000
		Vocational Roof Repair	0	77,000	0	77,000
		Addition/Vo Tech Bldg. I	0	250,000	0	250,000
		Addition/Vo Tech Bldg. II	0	150,000	0	150,000
		Code Corrections-IT Building	0	207,870	0	207,870
		Remodel Mining Building	0	50,000	0	50,000
		Drainage Alteration & Repair	0	349,912	0	349,912
		Replace Interior Finish	0	0	50,395	50,395
		Roof Repair-Science Building	0	20,633	51,521	72,154
		Roof Repairs	0	127,462	0	127,462
		Structural Repairs	0	95,165	0	95,165
		Plumbing System Repairs	0	438,745	0	438,745
		Fire Safety Alterations	0	87,613	0	87,613
		Ventilation Alterations	0	163,429	0	163,429
		Accessibility Alterations	0	91,138	0	91,138
		Underground Storage Tank A	0	26,445	0	26,445
		Paint Booth Ventilation	0	36,862	0	36,862
		Code Compliance-Theater	0	125,241	0	125,241
		ADA Elevator Repairs	0	38,720	0	38,720
		Cooling Tower Replacement	0	133,403	0	133,403
		Renovate Lecture Rooms	0	0	94,810	94,810
		Roof Replacement	0	125,000	375,000	500,000
		Bleacher Repairs	0	104,135	0	104,135
		Computer Class Remodeling	0	33,600	0	33,600
		Emergency Generator Equipment	0	76,684	0	76,684
		Fire Alarm Repairs	0	65,450	0	65,450
		Plumbing System Renovations	0	450,000	0	450,000
		Boiler Room Controls	0	37,755	0	37,755
		Sewer Connection	0	96,690	0	96,690
		Hazardous Sidewalk Replacement	0	59,312	0	59,312
		Roof Replacements/New Maintenance	0	79,129	0	79,129
		LRC Elevator Renovation	0	31,765	0	31,765
		Lighting Upgrade/Energy Conservation	0	39,323	0	39,323
		Water System Upgrade/Student Center	0	34,450	0	34,450
		Student Center/Roof Replacement	0	52,100	0	52,100
		Drainage Improvements/Parking	0	426,000	0	426,000
		Natural Gas Line Replacement	0	76,910	0	76,910
		Maintenance Lot Drainage Improvements	0	76,953	0	76,953
						$5,856,620
537	Richland	Maintenance/Storage Building	$0	$215,139	$645,417	$860,556
		HVAC Modification	0	0	4,405	4,405
		Renovate Mechnical Room	0	0	15,500	15,500
		Renovate Southeast Center	0	0	11,000	11,000
		Construct Greenhouse	0	100,000	0	100,000
		Parking Lot Completion	0	107,000	0	107,000
		Modify Facilities	0	0	30,367	30,367
		Exterior Canopies Air Infiltration	0	0	171,100	171,100
						$1,299,928
511	Rock Valley	Handicapped Accessibility	$0	$73,039	$0	$73,039
		Fire Alarm System	0	38,902	0	38,902
		Handicapped Accessibility	0	119,879	0	119,879

Illinois Community College Board
Table V-12
BUDGETED REVENUE FOR COMMUNITY COLLEGE CONSTRUCTION
SINCE JANUARY 1990*

Dist. No.	District/College	Project	Federal	Local	State	Total
		Renovate Bookstore	0	96,800	0	96,800
		Remodel Bldgs A,B,C,F,G	0	89,650	0	89,650
		Asbestos Abatement	0	85,665	0	85,665
		Repair Office	0	42,650	0	42,650
		Accessibility	0	105,728	0	105,728
		Repair/Replace Walks	0	112,100	0	112,100
		Walkway Lighting	0	33,795	0	33,795
		Replace Roof	0	165,200	0	165,200
		Replace Hangar Door	0	35,400	0	35,400
		Parking Lot Lighting	0	214,946	0	214,946
		Remove Underground Tank	0	106,200	0	106,200
		Remodel Buildings B & F	0	249,220	0	249,220
		Renovate Entrance Roadway	0	0	100,197	100,197
		Structural Repair-Wood Bridge	0	81,420	0	81,420
		Accessibility	0	94,400	0	94,400
		Install Emergency Warning System	0	25,020	0	25,020
		Indoor Air Quality Renovations	0	64,900	0	64,900
		Install Accessible Hardware	0	169,920	0	169,920
		Remove Deteriorated Asbestos	0	92,790	0	92,790
		Fire Alarm Renovation	0	29,500	0	29,500
		Remodeling Technology Center	0	133,500	0	133,500
		Lighting Efficiency Renovation	0	213,010	0	213,010
		Accessible Restroom Modifications	0	31,506	0	31,506
		Roof Replacement	0	237,350	0	237,350
		Asbestos Removal	0	51,254	0	51,254
		Handicapped Accessibility	0	364,620	0	364,620
		Theater Storage Facility	0	57,947	0	57,947
		Moisture Protection	0	83,780	0	83,780
		Underground Tank Replacement	0	76,000	0	76,000
		Exterior Roofing/Sealants	0	467,200	0	467,200
		Fire Alarm Installation	0	53,100	0	53,100
		Hazardous Lighting System	0	44,840	0	44,840
		ADA Walkway Compliance	0	177,800	0	177,800
		Roof Modifications	0	64,900	0	64,900
		ADA Modifications	0	64,900	0	64,900
		Emergency Phone System	0	56,640	0	56,640
		Hazardous Bleacher Repair	0	531,000	0	531,000
		Safety Lighting/Lots 7 & 8	0	135,700	0	135,700
		Roof Replacement/4 Buildings	0	328,040	0	328,040
		Stone Bridge Repairs	0	53,100	0	53,100
		Moisture Protection/Windows	0	389,400	0	389,400
		ADA Renovations/Restrooms	0	118,000	0	118,000
		Fire Alarm Update	0	265,500	0	265,500
		Asbestos Abatement Access Door	0	194,920	0	194,920
		Roof Replacement/Shingle Doors	0	466,100	0	466,100
		Moisture Protection/Doors	0	138,060	0	138,060
		Upgrade EMS/Chilled Water	0	295,000	0	295,000
		Lighting Fixture Retrofits	0	182,900	0	182,900
		Renovate Electrical Distribution System	0	148,680	0	148,680
		Repair Structural Leaks	0	53,100	0	53,100
		Retrofit Windows	0	810,660	0	810,660
						$8,515,828

Illinois Community College Board
Table V-12
BUDGETED REVENUE FOR COMMUNITY COLLEGE CONSTRUCTION
SINCE JANUARY 1990*

Dist. No.	District/College	Project	Federal	Local	State	Total
518	Sandburg	Replace Hazardous Walks	$0	$37,580	$0	$37,580
		Replace Roofs and Flashing	0	154,600	0	154,600
		Water Circulation/Heating System	0	56,360	0	56,360
		Energy Conservation/HVAC Repairs	0	388,491	0	388,491
		Roadway/Parking	0	0	112,712	112,712
		Gym Floor Replacement	0	0	27,600	27,600
		ADA Compliance Modifications	0	163,595	0	163,595
		HVAC Repairs	0	217,618	0	217,618
		Security Lighting Rehab	0	67,804	0	67,804
		Cooling Tower Repairs	0	140,000	0	140,000
		Energy Conservation Measures	0	166,540	0	166,540
		Elevator Accessibility Modification	0	108,974	0	108,974
		Bleacher Replacement/Repairs	0	152,686	0	152,686
		ADA Accessibility Improvements	0	181,720	0	181,720
		Branch Campus-Carthage, IL	0	1,208,600	0	1,208,600
		Parking Lot Renovations	0	0	35,150	35,150
		Energy Conservation	0	274,825	0	274,825
		Security Lighting	0	101,494	0	101,494
		Parking Lot Paving	0	243,061	0	243,061
		Energy Conservation Improvements	0	108,170	0	108,170
		Underground Storage Tank	0	68,677	0	68,677
		Building D/Roof Replacement	0	70,316	0	70,316
		Building F/Roof Replacement	0	225,349	0	225,349
		Building E/Roof Replacement	0	253,977	0	253,977
		ADA Compliance Work	0	567,705	0	567,705
						$5,133,604
506	Sauk Valley	Parking Lot Repairs	$0	$19,639	$83,572	$103,211
		Reroof College-Phase II	0	342,000	0	342,000
		Reroof College-Phase III	0	332,000	0	332,000
		Construct Restroom Facility	0	54,898	0	54,898
		Roof Repairs	0	133,300	0	133,300
		Boiler Repairs	0	72,700	0	72,700
		Wastewater Treatment	0	156,000	0	156,000
		Asbestos Study/Management Plan	0	28,000	0	28,000
		Exterior Lighting Safety Rep.	0	417,064	0	417,064
		Asbestos Abatement	0	56,000	0	56,000
		Energy Conservation Measures	0	980,460	0	980,460
		Kitchen Ventilation Modification	0	79,685	0	79,685
		Fire Safety Valves	0	41,030	0	41,030
		Lighting Repairs	0	37,012	0	37,012
		Parking Area/Roadway Sealing	0	0	201,454	201,454
		Fitness Center	0	67,000	0	67,000
		Boiler Repairs	0	36,600	0	36,600
		Cooling Tower Repairs	0	140,000	0	140,000
		Elevator Accessibility Modification	0	108,974	0	108,974
		Bleacher Replacement/Repairs	0	152,686	0	152,686
		Replace Fire Alarm System	0	375,417	0	375,417
		Replace Fire Exit Signage	0	31,185	0	31,185
						$3,946,676
531	Shawnee	New Guard & Hand Rails	$0	$47,825	$0	$47,825
		Resurface Parking Lot	0	0	42,691	42,691

Illinois Community College Board
Table V-12
BUDGETED REVENUE FOR COMMUNITY COLLEGE CONSTRUCTION
SINCE JANUARY 1990*

Dist. No.	District/College	Project	Federal	Local	State	Total
		Resurface Parking Lot-Phase II	0	0	17,543	17,543
		Roadway Resurfacing	0	5,330	16,300	21,630
		Campus Drive Improvements	0	0	23,789	23,789
						$153,478
510	South Suburban	Waterproof/Caulking	$0	$116,142	$0	$116,142
		General Handicapped Access	0	238,096	0	238,096
		Boiler Replacement	0	274,800	0	274,800
		Exterior Security Lighting	0	199,000	0	199,000
		Variable Air Volume System	0	295,450	0	295,450
		HVAC Renovation/Fieldhouse	0	28,980	0	28,980
		Carpet Replacement-Phase I	0	108,000	0	108,000
		Emergency/Lighting Generator	0	333,098	0	333,098
		Carpet Replacement-Phase II	0	175,000	0	175,000
		Construct Maint/Storage Bldg	0	265,493	0	265,493
		Rehabilitate Counseling Area	0	27,500	0	27,500
		Rehabilitate Stair Tread	0	117,020	0	117,020
		Electrically Operated Doors	0	87,106	0	87,106
		Handicapped Elevators	0	231,000	0	231,000
		Security Lighting-Phase II	0	81,300	0	81,300
		HVAC Renovation-Phase I	0	397,200	0	397,200
		HVAC Renovation-Phase II	0	749,200	0	749,200
		Accessibility Improvements/Western	0	58,400	0	58,400
		Replace Exterior Doors	0	67,200	0	67,200
		HVAC Renovation-Phase III	0	594,288	0	594,288
		Roof Renovation-Phase I	0	60,000	0	60,000
		Renovate Field House Ceiling	0	30,960	0	30,960
		Repair Gym Floor	0	0	50,922	50,922
		HVAC Renovation-Phase IV	0	750,000	0	750,000
		Replace Hazardous Walks	0	46,850	0	46,850
		Air Conditioning Alterations	0	120,000	0	120,000
		Accessible Restrooms	0	186,000	0	186,000
		Fire Protection System Renovation	0	25,200	0	25,200
		Carpet Replacement	0	0	64,084	64,084
		Renovate Field House Walk	0	574	32,324	32,898
		Structural Concrete Repairs	0	47,210	0	47,210
		Ceiling Repair	0	0	25,830	25,830
		Install Accessible Restrooms	0	120,000	0	120,000
		Install Entry Vestibule	0	58,860	0	58,860
		Renovate Conference Center	0	0	786,600	786,600
		Repair HVAC System	0	368,000	0	368,000
		Acoustical Improvements	0	0	35,853	35,853
		Western Enrollment Center	0	0	1,504,000	1,504,000
		Carpet Replacement	0	0	30,666	30,666
		Paint Interior-Field House	0	0	30,500	30,500
		Class Acoustical Treatment	0	0	43,481	43,481
		Construct New Roadway	0	128,048	0	128,048
		Science Lab Safety Reconstruction	0	100,000	0	100,000
		Science Lab Code Corrections	0	100,000	0	100,000
		Roof Replacement	0	197,100	0	197,100
		Electrical Panel Replacement	0	26,000	0	26,000
		Water Main Replacement	0	420,000	0	420,000
		Security Lighting	0	60,000	0	60,000

Illinois Community College Board
Table V-12
BUDGETED REVENUE FOR COMMUNITY COLLEGE CONSTRUCTION
SINCE JANUARY 1990*

Dist. No.	District/College	Project	Federal	Local	State	Total
		Storm Water Drainage Replacement	0	348,000	0	348,000
		Chem Lab Safety Alterations	0	200,000	0	200,000
		Replace Rooftop Units	0	159,600	0	159,600
		Install Accessible Hardware	0	138,000	0	138,000
		Security System Upgrade	0	87,393	0	87,393
		Classroom Lighting Sensors	32,721	51,129	0	83,850
		Repair Fan Room Walls	0	60,000	0	60,000
		Drainage Improvements/Phase II	0	112,571	0	112,571
		Roofing Projects/College Center	0	192,000	0	192,000
						$11,274,749
533	Southeastern	Construct Parking Lot	$0	$110,000	$0	$110,000
		Bldgs & Grounds Rehabilitation	0	1,212	37,688	38,900
		Construction Deficiencies-Ventilating	0	0	750,000	750,000
		Replace Roof-Technical Building	0	67,889	107,111	175,000
		Humanities/Administration Building	0	1,583,000	7,257,500	8,840,500
						$9,914,400
534	Spoon River	Fire System Corrections	$0	$26,000	$0	$26,000
		Replace Roofs/Canton Campus	0	0	703,600	703,600
		Macomb Renovation-Phase III	0	324,000	0	324,000
		Roof Replacement-Centers	0	234,146	0	234,146
		Macomb Renovation	0	181,000	0	181,000
		Install Fire Protection System	0	120,322	0	120,322
		Vo Tech Lighting	0	0	41,455	41,455
		Remodel Macomb Center	0	0	507,500	507,500
		Replace Exhaust System	0	0	79,192	79,192
		Miscellaneous Safety Projects	0	82,539	0	82,539
		ADA Repairs	0	29,500	0	29,500
		Paint Booth Renovation	0	0	56,500	56,500
		Drainage and Paving Repairs	0	43,981	99,019	143,000
		Underground Storage Tank Removal	0	65,000	0	65,000
		ADA Repairs	0	29,500	0	29,500
		Moisture Protection/Windows & Stairs	0	225,000	0	225,000
		Stair Replacement/Enclosure	0	233,400	0	233,400
						$3,081,654
601	State Community	Carpet Replacement	$0	$0	$29,905	$29,905
		Roofing/Skills Center	0	250,000	0	250,000
		Parking/Site Improvements	0	250,000	0	250,000
		Remodel Library	0	91,400	0	91,400
		Remodel Child Care Center	0	0	85,000	85,000
						$706,305
504	Triton	Parking Lot & Roadways	$0	$222,338	$0	$222,338
		Drainage & Pedestrian Safety	0	464,965	0	464,965
		Palmer Street Building	0	208,333	1,250,000	1,458,333
		Roof Replacement	0	114,325	0	114,325
		Campus Drainage	0	495,708	0	495,708
		Accessibility/Bldgs. J & P	0	55,000	0	55,000
		Security Measures	0	91,000	0	91,000
		Repairs/Health Building	0	43,197	0	43,197
		Bookstore Addition	0	680,000	0	680,000

Illinois Community College Board
Table V-12
BUDGETED REVENUE FOR COMMUNITY COLLEGE CONSTRUCTION
SINCE JANUARY 1990*

Dist. No.	District/College	Project	Federal	Local	State	Total
		Construction Defects	0	0	6,800,000	6,800,000
		Underground Storage Tank Survey	0	25,500	0	25,500
		Code Compliance/Hispanic Center	0	120,761	0	120,761
		Repair Fire Alarm System	0	372,511	0	372,511
		HVAC-4 Buildings	0	283,140	0	283,140
		Water Tower Repairs	0	140,100	0	140,100
		Walkway Replacement	0	227,800	0	227,800
		Chiller Replacement	0	0	75,000	75,000
		HVAC System-3 Buildings	0	1,446,745	0	1,446,745
		Roof Replacement	0	367,660	0	367,660
		Extend Security & Fire Alarm	0	60,000	0	60,000
		Handicapped Elevator	0	222,338	0	222,338
		Safety Measures	0	170,000	0	170,000
		Remove Underground Storage Tank	0	61,607	0	61,607
		Shower Room Accessibility	0	73,500	0	73,500
		Unit Heater Replacement	0	47,500	0	47,500
		Drainage Repairs	0	56,300	0	56,300
		Install Auto Door Operators	0	78,360	0	78,360
		Construction Defects	0	18,389	1,773,206	1,791,595
		Utility Tunnel Repair	0	25,700	0	25,700
		Ventilation Corrections	0	359,800	0	359,800
		West Campus Cable Replacement	0	354,500	0	354,500
		Accessibility Improvements	0	88,600	0	88,600
		Campus Drainage/Phase III	0	464,100	0	464,100
		Exterior Painting-Three Buildings	0	0	56,500	56,500
		College Center Rehab/Phase III	0	0	130,000	130,000
		College Center Renovations	0	0	171,781	171,781
		Chiller Replacement	0	277,000	0	277,000
		Hazardous Material Storage	0	65,000	0	65,000
		Roof Replacement/Stadium	0	87,500	0	87,500
		Chiller Replacement	0	273,000	0	273,000
		Hazardous Walk Replacement	0	69,700	0	69,700
		LRC Roof Repairs	0	244,000	0	244,000
		Roof Replacement/Bookstore & Bldg. J	0	169,000	0	169,000
		Security Site Lighting	0	243,800	0	243,800
		Asphalt Sidewalk Replacement	0	49,000	0	49,000
		Chiller Replacement/Technology Bldg.	0	185,000	0	185,000
		Roof Replacement/Technology Bldg.	0	215,000	0	215,000
		Electrical Renovation/Bldgs. J,T,B,H	0	330,870	0	330,870
		Plumbing Replacement/Bldgs. T,C.J	0	330,600	0	330,600
		Roof Replacement/Cernan Center	0	107,520	0	107,520
		ADA Compliance/Elevator	0	175,000	0	175,000
		Handrail Replacement/LRC Building	0	48,600	0	48,600
		Security Lighting Replacement	0	43,800	0	43,800
						$20,610,654
516	Waubonsee	Energy Management System	$0	$90,000	$0	$90,000
		Replace Rooftop Units	0	237,705	0	237,705
		Asbestos Removal	0	50,000	0	50,000
		Rekey Existing Locks	0	25,200	0	25,200
		Resurface Parking Lot & Sidewalk	0	0	80,516	80,516
		Resurface Parking Lot	0	2,385	76,955	79,340
		Repair Roofs	0	100,000	0	100,000

Illinois Community College Board
Table V-12
BUDGETED REVENUE FOR COMMUNITY COLLEGE CONSTRUCTION
SINCE JANUARY 1990*

Dist. No.	District/College	Project	Federal	Local	State	Total
		Asbestos Removal/Phase II	0	300,000	0	300,000
		Window Replacement	0	0	21,997	21,997
		Window Replacement-Phase II	0	0	71,386	71,386
		Exterior Doors & Windows	0	58,800	0	58,800
		Construct Classroom Building	0	6,200,000	0	6,200,000
		Parking Lot/Roadway Repair	0	0	49,000	49,000
		Reroof Collins Hall	0	224,000	0	224,000
		Roof Inspection/Roofing	0	116,000	0	116,000
		Plumbing System/Sprinkler	0	225,000	0	225,000
		Energy Usage Study-Chiller	0	25,000	0	25,000
		Construction/Lease Facilities	0	10,400,000	0	10,400,000
		Exterior Waterproofing-Dickson	0	50,000	0	50,000
		Reroof Dickson Center	0	230,000	0	230,000
		Exterior Lighting Upgrade	0	0	161,440	161,440
		Repair Water Treatment Facility II	0	275,000	0	275,000
		New Campus Entrance-Phase II	0	450,000	0	450,000
		Exterior Lighting-Phase II	0	80,720	0	80,720
		Repair Water Treatment	0	100,000	0	100,000
		Campus Entry Roadway	0	150,000	0	150,000
		Southeastern Extension Center	0	3,990,000	0	3,990,000
		Repair Water Treatment	0	100,000	0	100,000
		Repair Water Treatment/Phase II	0	275,000	0	275,000
		Domestic Water System Improvements	0	110,000	0	110,000
		Hazardous Entrance/Phase III	0	100,000	0	100,000
						$24,426,104
539	Wood	Electrical Emergency Lighting	$0	$43,600	$0	$43,600
		Site Preparation	0	59,424	0	59,424
		Site Acquisition	0	118,000	0	118,000
		Bituminous Paving/Drainage	0	0	26,300	26,300
		Accessibility Compliance	0	26,200	0	26,200
		Electric Code Compliance	0	38,600	0	38,600
		HVAC/Electrical Repair	0	73,380	0	73,380
		Accessibility Compliance	0	26,620	0	26,620
		Accessibility Improvements	0	25,000	0	25,000
		Code Compliance	0	75,000	0	75,000
		Emergency Response System	0	69,415	0	69,415
		Site Acquisition	0	1,275,000	0	1,275,000
		Science/Technology Building	0	354,500	1,795,500	2,150,000
		ADA Accessibility Improvement	0	30,585	0	30,585
		Erosion Control & Drainage	0	45,420	0	45,420
		Emergency Generation System	0	108,000	0	108,000
						$4,190,544
	TOTALS		$110,483	$534,456,442	$138,290,354	$672,857,279

*This table contains only those projects completed since January 1, 1990. Projects completed prior to January 1, 1990, are listed in prior year's Data and Characteristics Book, Table V-12.
SOURCE OF DATA: ICCB Records

Illinois Community College Board
Table V-13
BUDGETED REVENUE FOR PERMANENT COMMUNITY COLLEGE FACILITIES
UNDER CONSTRUCTION OR PLANNED AS OF MAY 1998

Dist. No.	District/College	Project	Local Funding	State Funding	Total Projected Budget
522	Belleville	Main Campus Expans. & Red Bud	$ 3,599,000	$ 10,797,100	$ 14,396,100
		Classroom Expansion-Planning	582,300	1,746,900	2,329,200
503	Black Hawk	Art/Music Dept.Renovations	668,000		668,000
507	Danville	Lincoln Hall Construction	1,575,700	4,727,100	6,302,800
		Technology Center Addition	651,800		651,800
		Mary Miller Center Remodeling	678,000		678,000
509	Elgin	Construction Maintenance Bldg.	239,533		239,533
512	Harper	Instructional Bldg.	6,451,000	350,000	6,801,000
525	Joliet	Student Activities Center	338,000		338,000
523	Kishwaukee	Greenhouse Addition	31,500		31,500
532	Lake County	Multi-Use Instruc. Bldg.	0	11,730,400	11,730,400
		Employment and Training Center	2,767,720		2,767,720
		South Campus Site Land	7,090,000		7,090,000
		Southlake Educ.Ctr. Alteration	324,000		324,000
		Horticulture Building Addition	545,757		545,757
		Performing Arts Center	9,725,000		9,725,000
		Maintenance & Warehouse Blding	698,586		698,586
536	Lewis & Clark	Gilman Hall & Music Bldg.	1,685,700	881,300	2,567,000
		Allied Health Lab-Science Bld	5,611,000	6,000,000	11,611,000
530	Logan	Classroom Planning	136,500	409,400	545,900
		Classroom Additions	4,105,200	12,315,900	16,421,100
528	McHenry	Technology Bldg. Phase V	7,150,000		7,150,000
524	Moraine Valley	Classroom Facility/Planning	166,667	500,000	666,667
535	Oakton	Library/ISS/ALL Renovations	2,750,540		2,750,540
		Baseball Facility	600,000		600,000
		Career/Student Svcs Remodeling	125,000		125,000
515	Prairie State	Renovate Building K	381,872		381,872
		Health Education Center	5,216,534		5,216,534
		Adult Train/Outreach Ctr-Plan	114,000		114,000
521	Rend Lake	Aquatics/Rehab Center	600,000	1,800,000	2,400,000
		RLC Children's Center	400,000		400,000
518	Sandburg	Center for Manufacturing Exc.	2,020,000		2,020,000
		Carthage Technology Center	658,000		658,000
		Carthage Land Purchase	42,000		42,000
531	Shawnee	Building Add. & Roof Repairs	1,550,792	7,713,208	9,264,000
504	Triton	Construction Defects-LRC		3,800,000	3,800,000
		LRC Addition	400,000	1,200,000	1,600,000
516	Waubonsee	Site Acquisition	800,000		800,000
			$ 70,479,701	$ 63,971,308	$ 134,451,009

Source: ICCB Records

Illinois Community College Board
Table V-14
CAPITAL PROJECTS UNDER CONSTRUCTION
FUNDING AUTHORIZED BY PROTECTION, HEALTH, & SAFETY LEGISLATION

District	ICCB Project #			Project Name	Approved Budget
Belleville	522	T	0654-0794	Fire Protection Renovation	$ 85,400
		T	0655-0794	Mechanical Renovations	100,800
		T	0656-0794	Electrical Renovations	286,440
		T	0718-0695	Plumbing Renovations-Belleville	134,400
		T	0793-0496	Plumbing Renovations-Granite City	100,800
		T	0796-0496	Elec Renovations-Belleville	224,000
		T	0797-0496	Mech.Renovations-Belleville	369,600
		T	0798-0496	Energy Conservation-Belleville	89,600
		T	0933-0897	Granite City-Light Replacemnts	128,000
		T	0934-0897	Asbestos Abatement-Granite City	184,250
		T	0935-0897	Mechanicals-Granite City	253,000
		T	0936-0897	Energy Conservation-PSOP	31,500
		T	0937-0897	Classroom Fire Protection-Granite City	138,000
		T	0938-0897	Mechanical Renovations-Belleville	28,750
		T	0939-0897	Pipe Arch Culvert Replacement	66,000
		T	0940-0897	Structural Integrity-BAC/RB	215,500
Black Hawk	503	T	0739-0795	Underground Storage Tank Replacement	29,500
		T	0873-1296	Life Safety Upgrades	203,600
		T	0874-1296	Life Safety Upgrades	256,900
		T	0875-1296	Efficient Lighting Upgrade	314,400
		T	0876-1296	ADA Accessibility Projects	134,800
		T	0989-1197	Life Safety Projects	302,887
		T	0990-1197	Life Safety Projects	516,910
		T	0991-1197	District Energy Conservation	190,801
		T	1044-0398	Elevator Cylinder Replacement	29,000
Danville	507	B	0398-0591	Mary Miller Code Corrections	222,600
		B	0399-0591	Orn. Horticulture Code Correct	200,600
		B	0400-0591	Physical Plant Code Correct.	480,300
		B	0401-0591	Conf. Center Code Corrections	273,700
		T	0929-0797	Pump House Roof Replacement	48,000
		T	0930-0797	Roof Replacement-Bremer	61,450
		T	0931-0797	Tuckpointing/Masonry-Cannon	155,490
		T	0932-0797	Bremer Conf Ctr Electrical System	120,650
Harper	512	T	0802-0896	Restroom Modif.-Bldg. A	459,044
		T	0803-0896	Electrical Switch Installation	210,000
		T	0805-0896	Gas Main Replacement	96,672
		T	0806-0896	Chair Lift Replacement-Bld D	85,893
		T	0807-0896	Masonry Repairs-Bldg. M	136,037
		T	0808-0896	Auto Door Openers	80,605
		B	0822-0996	HVAC Repairs	1,062,099
		B	0823-0996	Electrical Distibution Upgrade	276,394
		B	0824-0996	Lighting Upgrade-NE Center	130,434
		B	0825-0996	Electric/Safety Hazard Repairs	31,073
		T	0914-0397	ADA Restroom Renovat. N.E. Ctr	133,623
		T	0915-0397	Asbestos Abatement N.E. Ctr.	53,213
		T	0941-0897	Acoustic Baffles Replacement - Bld.M	216,033
		T	0942-0897	Building E Improvements	499,777
		T	0943-0897	Auto Door Opener Replacements	45,070

Illinois Community College Board
Table V-14
CAPITAL PROJECTS UNDER CONSTRUCTION
FUNDING AUTHORIZED BY PROTECTION, HEALTH, & SAFETY LEGISLATION

District	ICCB Project #			Project Name	Approved Budget
Harper (Cont.)		T	0944-0897	Cooling Tower Enclosures	235,347
		T	0945-0897	Campus Sidewalk Replacement	86,652
		T	0946-0897	Replace Light Fixtures-Bld. M	90,710
Heartland	540	T	1022-1297	ADA Compliance	27,500
		T	1023-1297	Energy Conservation Project	63,000
		T	1024-1297	PHS Projects	60,500
Highland	519	T	0960-1097	Drainage Control-Sidewalk Replacement	102,971
		T	0961-1097	Roof Replacement Building S	286,770
		T	0962-1097	Retention Pond Repairs	100,430
		T	0963-1097	Building F Ventilation	34,727
Illinois Central	514	T	0619-1293	EMS Upgrade	580,000
		T	0681-0994	ADA Signage Upgrade	167,700
		T	0685-1194	Roof Replacement/Academic Bldg	214,000
		T	0888-1296	Voltage Cable Replacement	151,400
		T	0890-1296	Fire Alarm & Security Upgrades	729,600
		T	0964-1197	Drainage-Roadway Rehab Phase II	240,000
		T	0965-1197	Replace Voltage Cable-Phase II	133,000
		T	0966-1197	Accessibility Projects	121,000
		T	0967-1197	Elevator Cylinder Repairs	106,000
		T	0968-1197	Roof Rehabilitation	100,000
		T	0969-1197	Lighting Upgrades Lots A & C	70,000
		T	0970-1197	Window Frame/Panel Repairs	65,000
		T	1031-1297	Masonry Wall Repair Phase II	165,000
		T	1032-1297	Carpet Replacement	50,000
Illinois Eastern	529	B	0922-0697	Miscellaneous ADA Improvements	505,000
		B	0924-0697	Exit Door Modif.-Olney Central	126,000
		B	0926-0697	Furnace Replacement-Frontier	84,700
		B	0927-0697	Lighting & Fire Alarm Upgrades	69,600
		B	0975-1197	Rooftop Units-Williams Hall	363,000
		B	0976-1197	Rooftop Units-Gym	779,300
		B	0977-1197	HVAC/Dehumidification Upgrade	284,300
		B	0978-1197	HVAC Replacement	137,900
		B	0979-1197	Environmental Barriers	366,300
		B	0980-1197	Exit Modifications	61,700
		B	0981-1197	Curtain Replacement	55,700
		B	0982-1197	Stage Floor Replacement	48,400
		B	0983-1197	Flooring Replacement	105,000
		B	0984-1197	Roof Replacements	128,400
		B	0985-1197	Fire Alarm/Emerg.Lighting Replacement	382,000
		B	0986-1197	Electrical Renovations	284,300
Illinois Valley	513	T	0659-0794	Asbestos/Maintenance Bldg.	32,040
		T	0661-0794	Asbestos Removal-Bookstore	200,400
		T	1005-1297	Boiler Flue Stacks Replacement	38,958
		T	1006-1297	Air/Moisture Infiltration	180,000
		T	1007-1297	Roofing Replacement	659,770
		T	1029-1297	Electrical Infrastructure Repairs	78,000
Joliet	525	T	0675-1094	Exterior Moisture Repairs	521,000
		T	0704-0195	Emergency Warning System Upgrade	27,000

Illinois Community College Board
Table V-14
CAPITAL PROJECTS UNDER CONSTRUCTION
FUNDING AUTHORIZED BY PROTECTION, HEALTH, & SAFETY LEGISLATION

District	ICCB Project #			Project Name	Approved Budget
Joliet (Cont.)		T	0854-1196	Parking Lot Lighting Upgrade	95,900
		T	0947-0997	Cooling Tower Replacements	372,219
		B	0996-1297	Restroom Accessibility Project	45,720
		B	0997-1297	Repair Sanitary Sewer System	328,500
		B	0998-1297	HVAC Upgrades	693,895
		B	0999-1297	Exterior Glazing Repair	296,030
		B	1000-1297	Roof Replacement CC Hi-Rise	110,640
		B	1001-1297	Renovate Water Heating System	408,968
		B	1002-1297	Electrical System Renovations	238,454
		B	1003-1297	Upgrade Electrical Distribution System	96,630
		B	1028-1297	City Center Wall Waterproofing	216,990
Kaskaskia	501	T	0703-1294	Renovation Harry Crisp Ctr.	620,000
		T	0882-1296	HVAC Alterations Library	85,000
		T	1036-1297	ADA Restroom Remodeling	110,700
		T	1037-1297	Safety Lighting/East Parking	91,500
		T	1038-1297	ADA Fire Alarm Upgrade	246,000
Kishwaukee	523	T	0953-1097	Structural Integrity & ADA	245,490
Lake County	532	T	0224-1188	Fire Protection System	65,000
		T	0725-0695	ADA Renovations	273,500
		T	0727-0695	Energy Efficient Lighting	25,500
		T	0903-1296	Chiller Conversion	103,200
		T	0904-1296	Hazardous Waste Drainage System	41,400
		T	0905-1296	ADA Toilet Room Accessibility	238,080
		T	0971-1197	Roadway Drainage Improvements	445,480
		T	0972-1197	ADA Restroom Renovations	61,176
		T	0973-1197	LRC Atrium Roof Replacement	33,540
		T	0974-1197	Waterproof Underground Vault	127,440
Lake Land	517	T	0783-1295	Campus ADA Signage	84,000
		T	0895-1296	Absorption Chiller Replacement	288,000
		T	1013-1297	Accessible Restroom Renovation	330,000
		T	1014-1297	Tile Replacement/Drainage Control	300,000
		T	1015-1297	Classroom Ventilation Modifications	30,000
		T	1016-1297	Encapsulate Asbestos/Library	60,000
		T	1042-1297	Campus Security Access	84,000
Lewis & Clark	536	B	0591-1093	Main Complex Renov. Phase II	1,000,000
Lincoln Land	526	B	1039-1297	ADA Project Work	500,000
		B	1040-1297	Condensate Pan Replacements	150,000
		B	1041-1297	Chiller Replacements	850,000
Logan	530	T	0959-1097	Chiller Replacements-Boiler Room	285,000
Metropolitan	541	B	1035-1297	HVAC Replacements	475,000
Moraine Valley	524	T	0232-1188	Emergency Power Work	220,000
		T	0646-0794	Install Security Camera System	357,000
		T	0852-1196	Absorption Chiller Replacement	650,000
		T	1043-0398	Campus Site Lighting	1,383,790
Morton	527	t	0497-0892	Roofing/Waterproofing Repairs	1,155,824
Oakton	535	T	0567-0393	ADA Compliance	306,050
Parkland	505	T	0916-0397	Condenser Replacement Phase IV	1,100,000
		T	0987-1197	Classroom Lighting Retrofit II	100,000

Illinois Community College Board
Table V-14
CAPITAL PROJECTS UNDER CONSTRUCTION
FUNDING AUTHORIZED BY PROTECTION, HEALTH, & SAFETY LEGISLATION

District	ICCB Project #			Project Name	Approved Budget
Parkland (Cont.)		T	0988-1197	Condenser Replacement Phase V	1,200,000
Prairie State	515	T	1010-1297	ADA Facilities Compliance	2,412,810
Rend Lake	521	T	0773-1195	ADA Renovations	90,660
		B	0839-0996	Chilled Water Loop System	487,600
		B	0840-0996	North Chiller Replacement	227,500
		B	0841-0996	Emergency Generator Replace.	164,800
		T	0842-0996	Sidewalk and Masonry Improvements	86,600
		T	0844-0996	Interior Lighting Upgrade	70,500
		T	1004-1297	Hazardous Sidewalk Replacement	33,880
		T	1008-1297	Stage Curtain Replacement	34,485
		T	1009-1297	Energy Conservation Measures	242,000
Richland	537	T	1011-1297	Fire Alarm System Upgrade	196,200
		T	1012-1297	ADA Compliance	30,324
Rock Valley	511	T	0744-0795	Bleacher Repairs/Replacement	224,200
		T	0816-0996	Repair ERC Entrance Stairs	47,200
		T	0817-0996	Exterior Door Replacements	84,960
		T	0818-0996	Perimeter Security Fencing	112,100
		T	0820-0996	ADA Transition Plan Compliance	179,360
		T	0948-1097	Energy Conservation Projects	295,000
		T	0949-1097	Hangar Door Replacement	106,200
		T	0950-1097	Science Lab Code Alterations	743,400
		T	0951-1097	Exterior Lighting Renovations	47,200
		T	0952-1097	Underground Piping Replacement	1,098,400
		T	1045-0498	Interior Guardrail Renovations	118,000
		T	1046-0498	Asbestos Abatement-CR Building 1	306,800
Sandburg	518	T	0828-0996	Building B Roof Replacements	170,449
		T	0830-0996	Building C Roof Replacements	198,380
Sauk Valley	506	T	0456-1191	Accessility Improvements	226,926
		B	0488-0692	Underground Storage Tank Removal	244,177
		T	0708-0395	ADA Hardware Replacement	98,300
		T	0913-0297	Mall Area Lighting Upgrade	375,202
		T	0921-0697	Asbestos Abatement	200,000
		T	1017-1297	Retaining Wall Renovations	30,180
		T	1019-1297	Building Perimeter Cracks	226,584
		T	1020-1297	Well House Roof Membrane	36,222
		T	1021-1297	Walkway Lighting Repairs	26,861
		T	1030-1297	Roof Replacement	30,645
Shawnee	531	T	0957-1097	Roof Replacement Buildings H & I	612,800
		T	0958-1097	Soffit Repair Building H	363,200
South Suburban	510	T	0760-1195	Security System Enhancements	48,000
		T	0849-1096	Classroom Lighting Improvement	504,000
		T	0850-1096	Art Lab/Studio Upgrades	252,000
		T	0851-1096	Upgrade/Extend HVAC	445,500
		T	0954-1097	Drainage Improvements-Phase III	174,000
		T	0955-1097	Cooling Tower Repairs	34,800
		T	0956-1097	Roof Replacement/Elevator Monitor	63,000
Southeastern	533	B	0909-0397	ADA Renovations	741,000
		B	0910-0397	Roofing Project Bldgs A,B,C	559,000

Illinois Community College Board
Table V-14
CAPITAL PROJECTS UNDER CONSTRUCTION
FUNDING AUTHORIZED BY PROTECTION, HEALTH, & SAFETY LEGISLATION

District	ICCB Project #			Project Name	Approved Budget
Spoon River	534	T	1033-1297	PHS Improvements	179,750
		T	1034-1297	ADA Work	78,250
Triton	504	T	0615-1293	Boiler #1 Refurbishing	58,500
		T	0764-1295	Drainage Improve.-Lots A & B	128,950
		T	0766-1295	Roof Replacement-Collins Ctr.	604,800
		T	0862-1296	Tuckpointing	102,600
		T	0863-1296	Emergency Lighting Replacement	100,000
		T	0898-1296	Burton Theatre Renovations	130,800
		T	0899-1296	Stadium Repairs	46,200
		T	0992-1197	Roof Replacement-R.Collins Ctr	600,000
		T	0993-1197	911 Emergency Locator	25,000
		T	0994-1197	Natatorium Dehumidification	50,000
		T	0995-1197	Campus Handrail Replacement	150,000
Waubonsee	516	T	0878-1296	Chiller Conversion Phase I	350,000
		T	1025-1297	AC Chiller Conversion-Phase II	400,000
		T	1026-1297	Power Supply Upgrades	50,000
		T	1027-1297	UST Removal/Replacement	50,000
Wood	539	T	0608-1193	Mechanical Repair Work	69,150
		T	0609-1193	ADA Alterations	30,850
		T	0692-1194	ADA Signage and Access	25,000
		T	0694-1194	Fire Prevention Measures	29,580
		T	0757-1095	HVAC Upgrades/Air Distribution	75,000
		T	0758-1095	ADA Accessibility Compliance	25,000
		B	0865-1296	Lighting Retrofits	103,200
		B	0866-1296	Electrical Improvements	56,400
		B	0867-1296	Security/Safety Upgrades	42,000
		B	0869-1296	HVAC Replacement	240,000
		B	0870-1296	HVAC Upgrade	120,000
		B	0871-1296	ADA/Code Plumbing Upgrades	40,200
		B	0872-1296	Structural Improvements	148,200
					$ 52,830,121

Illinois Community College Board
Table V-15
REPAIR AND RENOVATION PROJECTS APPROVED FOR FISCAL YEAR 1995

District	Grant Allocation	Project	Budget
Belleville	$ 92,560		$
Black Hawk	86,920		
Chicago	784,720	Replacement Pool Filtration-Wright	160,000
		Repair Masonry Walls-Wright	1,450,000
Danville	82,010	Roof/Tech Center	82,010
DuPage	224,080	Lighting/Ceiling Renovations	424,922
		Roof Replacements	816,000
Elgin	76,010	Roof Repairs/Paving	127,818
Harper	142,560	Parking Lot Restoration	142,000
Highland	64,800	Resurface Parking Lot A West	129,600
Illinois Central	123,430	Sidewalk Replacement	123,430
Illinois Eastern	98,550	Parking Lot Repairs	171,400
Illinois Valley	60,200	Exhaust Fans/Art Room	19,420
		Sidewalk Replacement Ph II	60,200
Joliet	94,750		
Kankakee	51,120		
Kaskaskia	44,400	Boiler Repairs	88,800
Kishwaukee	45,710		
Lake County	107,820		
Lake Land	46,570	Renovate Board Room	27,224
Lewis & Clark	85,420	Repairs/Hatheway Hall	85,420
Lincoln Land	60,650	Classroom Enhancements-Menard	159,010
		Resurface Parking Lots	90,866
Logan	61,660	Roof Replacement	159,600
McHenry	51,100	Replace Fascia and Boiler	173,850
Moraine Valley	120,420	Skylight Replacement	113,100
Morton	45,310	Hot Water/HVAC Renovation	45,000
		LRC - Circulation Desk Renov.	45,310
Oakton	68,500		
Parkland	92,970	Renovate Vet Tech Facility	97,941
Prairie State	60,440	Admissions/Records Renovations	306,600
Rend Lake	47,140	Automated Systems Lab Renovation	94,280
Richland	39,410	Exterior Canopies Air Infiltration	171,100
Rock Valley	91,000	Renovation/Expansion Parking Lot	380,171
Sandburg	35,150	Road/Dock Resufacing	35,150
Sauk Valley	78,450		
Shawnee	21,280	Campus Parking/Drive Improvements	23,789
South Suburban	102,820	Acoustical Treatments	102,820
Southeastern	33,730		
State Comm. College	37,590	Music Lab Renovations	45,900
		General College Repairs	24,401
Spoon River	24,730		
Triton	161,690	Roadway Resurfacing	161,690
Waubonsee	80,720	Exterior Lighting	80,720
Wood	18,810	Parking Lot Repair	78,908
	$ 3,645,200		$ 6,298,450

NOTE: Projects may include prior year's capital renewal grant allocations
SOURCE OF DATA: ICCB Records

Illinois Community College Board
Table V-16
CAPITAL RENEWAL PROJECTS APPROVED FOR FISCAL YEAR 1997

District	Grant Allocation	Project	Budget
Belleville	$ 163,800		$
Black Hawk	114,200		
Chicago	1,319,400		
Danville	139,200	Walks, Curbs & Parking Lot Repairs	194,800
DuPage	425,400		
Elgin	189,600	Chiller Replacement	465,500
Harper	234,200		
Heartland	0		
Highland	92,900		
Illinois Central	207,000		
Illinois Eastern	164,000		
Illinois Valley	98,900		
Joliet	162,800		
Kankakee	84,000	Campus Facilities Renovation	345,400
Kaskaskia	72,900	Career Center Renovations	84,050
Kishwaukee	105,300		
Lake County	175,700		
Lake Land	81,200		
Lewis & Clark	139,100		
Lincoln Land	104,600		
Logan	103,000		
McHenry	83,900		
State Comm. College	61,700		
Moraine Valley	208,500		
Morton	74,400		
Oakton	175,000		
Parkland	154,000	Parking Lot Renovations	215,600
Prairie State	99,300		
Rend Lake	77,400	Roadway Improvements	104,441
Richland	64,700		
Rock Valley	151,600		
Sandburg	58,900		
Sauk Valley	128,900		
Shawnee	35,000		
South Suburban	168,900		
Southeastern	55,400		
Spoon River	40,600		
Triton	265,600	East Campus Roadway Repairs	88,275
		Clock System Replacement	178,200
Waubonsee	137,900	Gym Floor Refinishing	24,000
		Gym Bleacher Replacement	108,900
Wood	30,900	Partial Roof Replacement	43,200
	$ 6,249,800		$ 1,852,366

NOTE: Projects may include prior year's capital renewal grant allocations
SOURCE OF DATA: ICCB Records

Illinois Community College Board
Table V-17
CAPITAL RENEWAL PROJECTS APPROVED FOR FISCAL YEAR 1998

District	Grant Allocation	Project	Budget
Belleville	$ 125,000		$
Black Hawk	111,800		
Chicago	1,049,600		
Danville	106,200	Curb/Parking Lot Improvements	173,758
DuPage	324,600	Resurfacing Projects	324,600
Elgin	162,300	Deck Restoration/Waterproofing	162,300
Harper	202,600	Partial Roof Replacement D & J	327,800
Heartland			
Highland	70,900		
Illinois Central	158,000	Interior Lighting Improvements	329,700
Illinois Eastern	125,600	Frontier - Various Improvements	57,000
		Olney Central - Classroom Renovations	59,100
		Wabash Valley - Machine Shop Parking	57,400
		District Improvements	181,660
Illinois Valley	75,500	Repave Parking Lot #1	203,400
Joliet	147,700	Concourse Renovation	227,900
Kankakee	64,100	Campus Facilities Renovation-Phase II	64,000
Kaskaskia	55,600		
Kishwaukee	80,400	Athletic Field Renovation	77,300
Lake County	173,800	Parking Lot #2 Improvements	246,000
Lake Land	62,000		
Lewis & Clark	117,400	Campus Improvements	194,700
Lincoln Land	79,800	Space Updating - Menard	266,686
Logan	79,800		
McHenry	78,700		
Metropolitan	31,000		
Moraine Valley	159,100		
Morton	57,300		
Oakton	151,200	Roofing & Parking Lot Renewal	280,000
Parkland	117,500		
Prairie State	84,300		
Rend Lake	59,100		
Richland	49,400		
Rock Valley	116,100	Parking Lot #3 Renovations	328,300
Sandburg	44,900		
Sauk Valley	98,300	Road Resurfacing	140,909
Shawnee	26,700		
South Suburban	128,900	Flooring & Restroom Renovation	236,400
		Porch Improvements/Flooring	128,900
Southeastern	43,900		
Spoon River	47,100	Structural Repairs-Elevated Walkways	44,290
Triton	204,400		
Waubonsee	105,200		
Wood	32,100	Restroom Remodeling	32,100
	$ 5,007,900		$ 4,144,203

NOTE: Projects may include prior year's capital renewal grant allocations
SOURCE OF DATA: ICCB Records