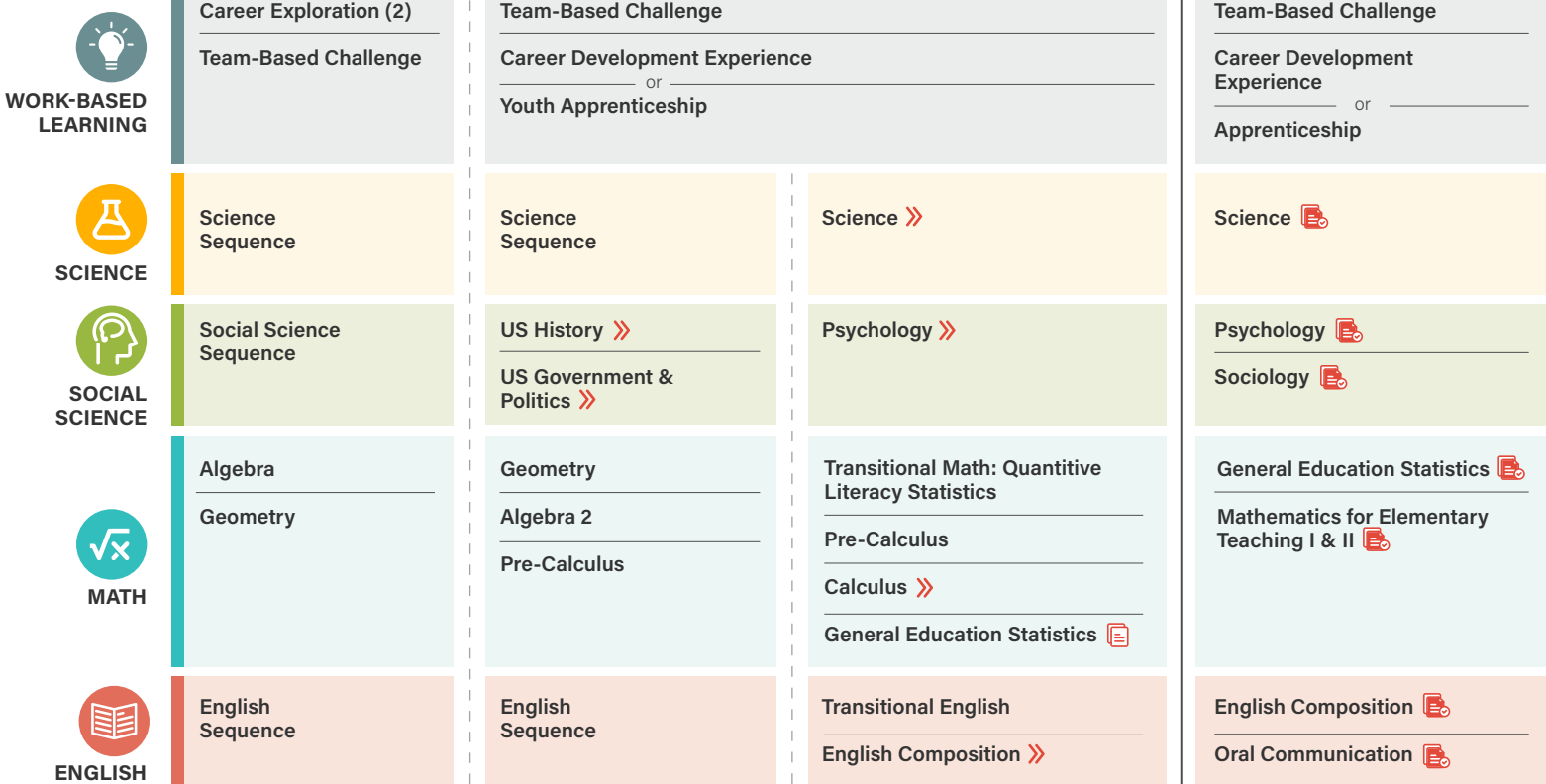
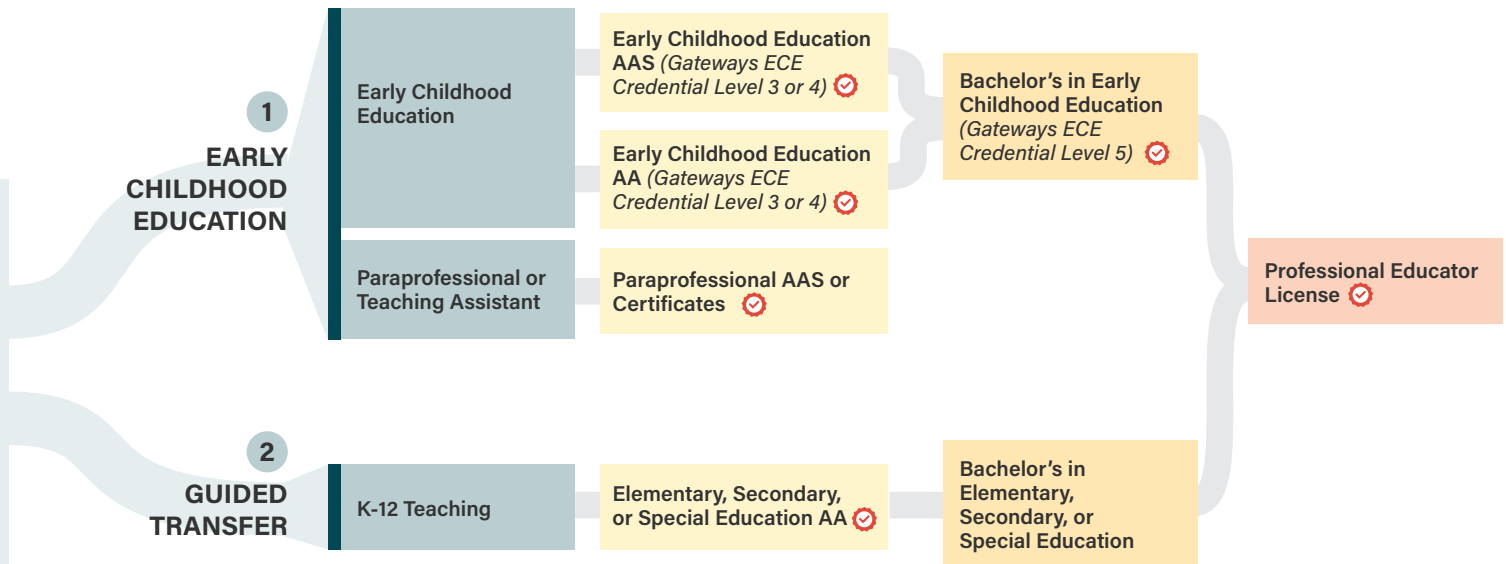
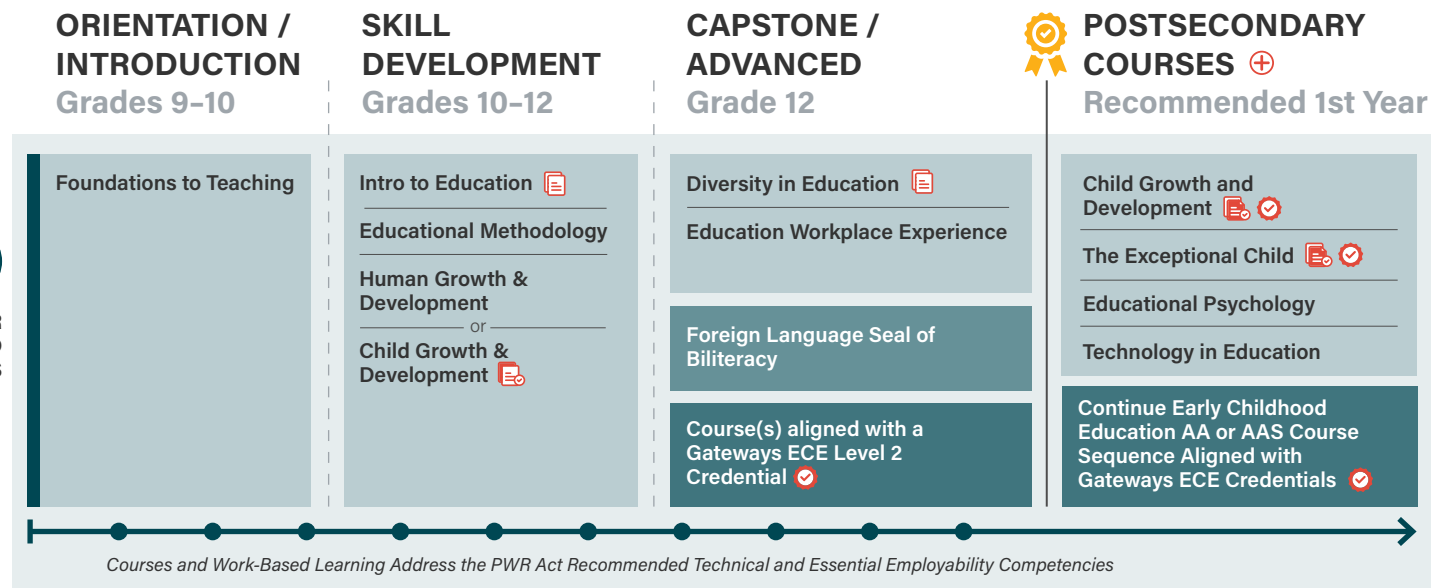


Model Programs of Study Guide: Education



POSTSECONDARY OPTIONS



SELECTED OCCUPATIONS, WAGES, & JOB GROWTH

Program	Typical Job	Near or Above Living Wage Threshold for 1 Adult + 1 Child ¹	Median Annual Wage ²	Growth in Illinois: Annual Job Openings ²	Growth in Illinois: % Change Over 10 years ²	Stackable?	
1	AAS Early Childhood Education	Preschool and Childcare Center/Program Teachers, Except Special Education	N	\$29,720	2,230	10%	Typically Stacks to Related Bachelor's Program at Select IL Universities
	AAS Paraprofessional or Teaching Assistant	Teacher Assistants	N	\$27,310	6,090	5%	
2	AA Early Childhood Education	Education Administrators, Preschool and Childcare Center/Program	Y	\$50,830	250	9%	Typically Stacks to Bachelor's Program
	AA Elementary Education	Elementary School Teachers	Y	\$60,250	4,330	4%	
	AA Secondary Education	Secondary School Teachers, Except Special and Career/Technical Education	Y	\$69,610	3,110	4%	
	AA Special Education	Special Education Teachers, Kindergarten and Elementary School	Y	\$65,190	450	3%	

1. Living wage calculations are based on MIT's Living Calculator (livingwage.mit.edu), where the "Living Wage" for 1 Adult + 1 Child is \$26.27/hour for the state of Illinois. "Near" defined as 85% of the statewide living wage, which is \$22.33/hour
 2. U.S. Department of Labor, CareerOnestop (careeronestop.org/explorecareers)

AP or Dual Credit
 Dual Credit Course
 Dual Credit Course Affiliated With IAI Code
 Course or Program Prepares for Industry Credential
 Postsecondary Course Affiliated with IAI Code
 College and Career Pathway Endorsement Earned
 If courses in this column were accomplished through early college credit, students should take the next required course in the sequence or, if none, additional AAS or Major Courses