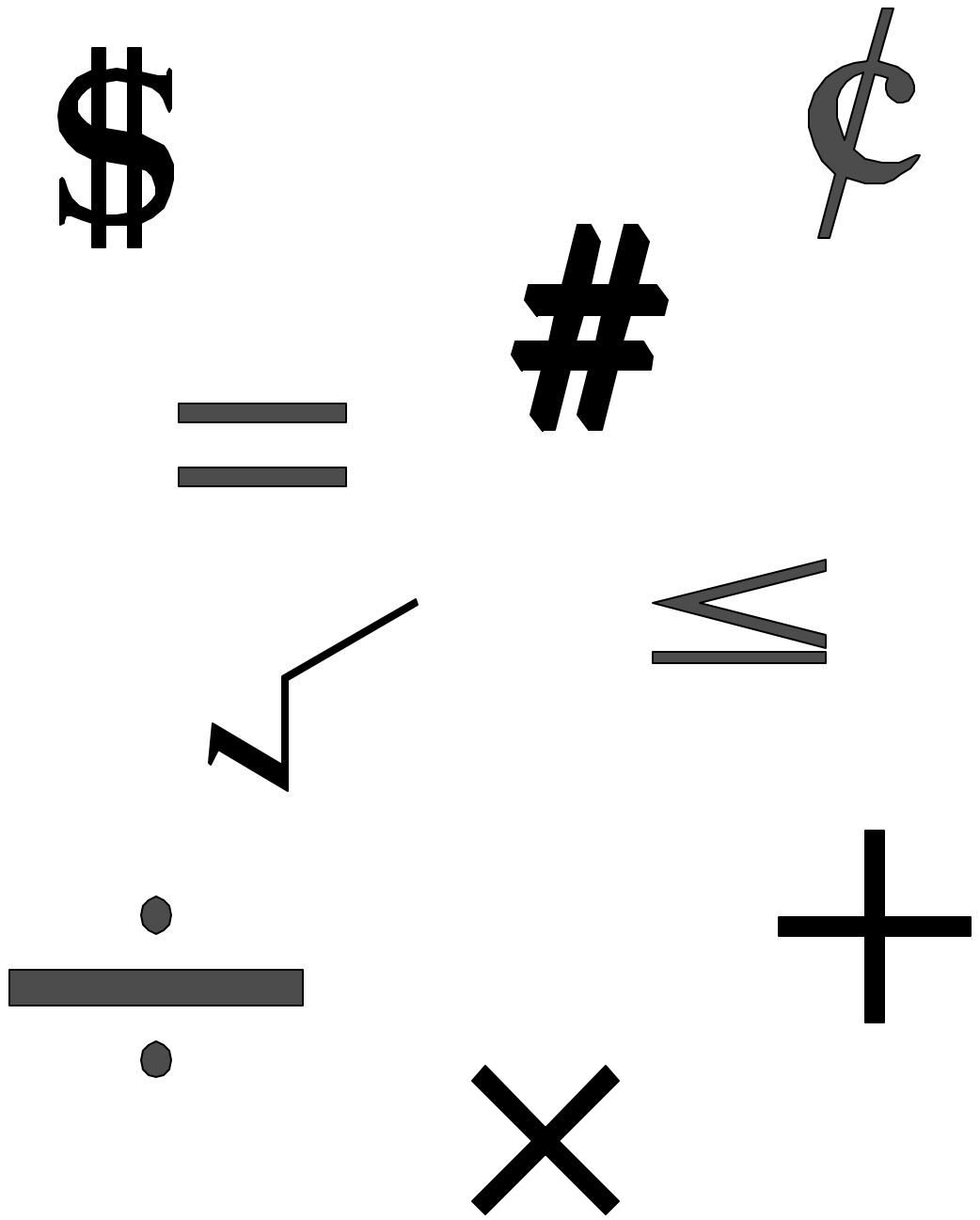


# DATA AND CHARACTERISTICS

of the  
Illinois Public Community College System

---



Illinois Community College Board  
401 East Capitol Avenue  
Springfield, IL 62701-1711  
Telephone: (217) 785-0123  
August 2003

Printed by Authority of the State of Illinois

**DATA AND CHARACTERISTICS OF THE  
ILLINOIS PUBLIC COMMUNITY COLLEGE SYSTEM**

AUGUST 2003

TABLE OF CONTENTS

	<u>Page</u>
Introduction . . . . .	viii
A Summary Profile of the Illinois Public Community Colleges . . . . .	ix
Map of the Illinois Public Community College Districts . . . . .	x
Section I - Fall Student Characteristics . . . . .	1
Table I-1 - Summary of Opening Fall 2002 Student Headcount Enrollment by Sex and Type of Attendance . . . . .	2
Table I-2 - Summary of Opening Fall 2002 Student Headcount Enrollment by Instructional Program Area . . . . .	4
Table I-3 - Summary of Opening Fall 2002 Student Headcount Enrollment by Age . . . . .	5
Table I-4 - Summary of Opening Fall 2002 Student Headcount Enrollment by Ethnic Origin . . . . .	6
Table I-5 - Summary of Opening Fall 2002 Student Headcount Enrollment by Academic Classification . . . . .	7
Table I-6 - Summary of Opening Fall 2002 Student Headcount Enrollment by Type of Residency . . . . .	8
Table I-7 - Summary of Opening Fall 2002 Student Headcount Enrollment by Enrollment Status . . . . .	9
Table I-8 - Proportions of District Populations Served by Illinois Public Community Colleges in Instructional Credit Curricula by Headcount and FTE . . . . .	10
Table I-9 - Summary of Opening Fall 2002 Student Headcount Enrollment by Instructional Program Area and Student Level . . . . .	11

TABLE OF CONTENTS  
(Continued)

	<u>Page</u>
Table I-10 - Summary of Opening Fall Term Student Headcount Enrollment - Fall 1993 Through Fall 2002 .....	15
Table I-11 - Summary of Opening Fall Term Student FTE Enrollment - Fall 1993 Through Fall 2002 .....	16
Section II - Faculty and Staff Data .....	17
Table II-1 - Summary of Instructional Teaching Faculty (9 and 12 mos.) Employed in Illinois Public Community Colleges by Sex and Employment Status During Fall 2002 .....	19
Table II-2 - Summary of Administrative Staff Employed in Illinois Public Community Colleges by Sex and Employment Status During Fall 2002 .....	20
Table II-3 - Summary of Other Nonteaching Professional Staff (9 and 12 month) Employed in Illinois Public Community Colleges by Sex and Employment Status During Fall 2002 .....	21
Table II-4 - Summary of Civil Service or Classified Staff Employed in Illinois Public Community Colleges by Sex and Employment Status During Fall 2002 .....	22
Table II-5 - Fiscal Year 2003 Average Contractual Base Salaries for Full-Time Teaching Faculty (9 Mos.), Administrative Staff (12 Mos.), and Nonteaching Professional Staff (12 Mos.) in Illinois Public Community Colleges .....	23
Table II-6 - Average On-Campus Class by Type - Fall 2002 .....	24
Table II-7 - Percentage of On-Campus Classes by Class Size Categories - Fall 2002 .....	25
Section III - Annual Enrollment and Completion Data .....	26
Table III-1 - Summary of Annual Unduplicated Headcount Enrollment by Sex for Fiscal Year 2002 .....	27

TABLE OF CONTENTS  
(Continued)

	<u>Page</u>
Table III-2 - Summary of Annual Unduplicated Headcount Enrollment by Program Classification for Fiscal Year 2002 .....	28
Table III-3 - Annual Unduplicated Enrollment by Academic Program by College for Fiscal Year 2002 .....	29
Table III-4 - Summary of Annual Unduplicated Headcount Enrollment by Age for Fiscal Year 2002 .....	52
Table III-5 - Summary of Annual Unduplicated Headcount Enrollment by Ethnic Origin for Fiscal Year 2002 .....	53
Table III-6 - Highest Degree Previously Earned for Fiscal Year 2002 Illinois Public Community College Students .....	54
Table III-7 - Summary of Transfer and General Studies Degrees and Certificates Awarded in Fiscal Year 2002 .....	55
Table III-8 - Summary of Occupational Degrees and Certificates Awarded in Fiscal Year 2002 .....	57
Table III-9 - Annual Duplicated Completers by Academic Program by College for Fiscal Year 2002 .....	58
Table III-10 - Summary of Adult Education Completions Awarded in Fiscal Year 2002 by Community College District .....	78
Table III-11 - Summary of High School Completions Awarded in Fiscal Year 2002 by Community College District .....	79
Table III-12 - Summary of Annual Unduplicated Headcount Enrollment by Ethnic Origin in General Associate Programs-Fiscal Year 2002 .....	80
Table III-13 - Summary of Annual Unduplicated Headcount Enrollment by Ethnic Origin in Baccalaureate/Transfer Programs-Fiscal Year 2002 .....	81
Table III-14 - Summary of Annual Unduplicated Headcount Enrollment by Ethnic Origin in Occupational Programs-Fiscal Year 2002 .....	82

TABLE OF CONTENTS  
(Continued)

	<u>Page</u>
Table III-15 - Summary of Annual Unduplicated Headcount Enrollment by Ethnic Origin in General Studies Programs-Fiscal Year 2002 .....	83
Table III-16 - Summary of Annual Unduplicated Headcount Enrollment by Ethnic Origin in Vocational Programs-Fiscal Year 2002 .....	84
Table III-17 - Summary of Annual Unduplicated Headcount Enrollment by Ethnic Origin in Adult Basic Education Programs-Fiscal Year 2002 .....	85
Table III-18 - Summary of Annual Unduplicated Headcount Enrollment by Ethnic Origin in Adult Secondary Education Programs-Fiscal Year 2002 .....	86
Table III-19 - Summary of Annual Unduplicated Headcount Enrollment by Ethnic Origin in English as a Second Language Programs- Fiscal Year 2002 .....	87
Section IV - Financial Data .....	88
Table IV-1 - Annual FTE Students - Fiscal Year 1992 Through Fiscal Year 2002 .....	89
Table IV-2 - Total ICCB Grants Paid to Community Colleges - Fiscal Year 1996 Through Fiscal Year 2003 .....	90
Table IV-3 - Net Instructional Unit Cost in Illinois Public Community Colleges Since Fiscal Year 1996 .....	91
Table IV-4 - Fiscal Year 2002 Total Reimbursable Credit Hours .....	92
Table IV-5A - Summary of Fiscal Year 2002 ICCB Grants to Illinois Public Community Colleges-Original Appropriation .....	93
Table IV-5B - Summary of Fiscal year 2002 ICCB Grants to Illinois Public Community Colleges-Revised due to 11/16/01 Budget Rescission .....	94
Table IV-6 - Summary of Fiscal Year 2003 ICCB Grants to Illinois Public Community Colleges .....	95
Table IV-7 - Per Capita Costs, Chargeback Rates, and Student Tuition and Fee Rates at Illinois Public Community College Districts .....	96

TABLE OF CONTENTS  
(Continued)

	<u>Page</u>
Table IV-8 - 2001 Operating Tax Extensions for Real Estate and Other Property Tax and 2002 Corporate Personal Property Replacement Tax Revenues .....	97
Table IV-9 - 2001 Tax Levy Rates (Per \$100 of EAV) .....	98
Table IV-10 - Fiscal Year 2002 Net Instructional Unit Cost by Funded Instructional Categories in Illinois Public Community Colleges .....	99
Table IV-11 - Fiscal Year 2002 Audited Operating Revenues by Source .....	100
Table IV-12 - Fiscal Year 2002 Audited Operating Expenditures by Function .....	102
Table IV-13 - Fiscal Year 2002 Audited Operating Expenditures by Object .....	103
Table IV-14 - Fiscal Year 2002 Total Current Fund Revenue by Source .....	104
Table IV-15 - Fiscal Year 2002 Total Current Fund Expenditures by Function .....	105
Table IV-16 - Fiscal Year 2002 Energy Costs .....	106
Section V - Facilities Data .....	107
Table V-1 - Summary of Acres by Use for Illinois Public Community Colleges as of August 1, 2002 .....	108
Table V-2 - Summary of Total Square Footage Available on Illinois Public Community College Campuses as of June 30, 2002 .....	109
Table V-3 - Square Footage of On-Campus Facilities Under Construction or Approved for Construction as of August 1, 2002 .....	110
Table V-4 - Total Net Assignable Square Footage by Room Use Classification .....	111

TABLE OF CONTENTS  
(Continued)

	<u>Page</u>
Table V-5 - Net Assignable Square Footage in Completed Permanent State-Funded Facilities by Higher Education Facility Inventory Room Use Classification as of June 30, 2002 .....	112
Table V-6 - Net Assignable Square Footage in Completed Permanent Locally Funded Facilities by Higher Education Facility Inventory Room Use Classification as of June 30, 2002 .....	113
Table V-7 - Net Assignable Square Footage in Temporary Facilities by Higher Education Facility Inventory Room Use Classification as of June 30, 2002 .....	114
Table V-8 - Net Assignable Square Footage in State-Funded Facilities Under Construction or Approved for Construction by Higher Education Facility Inventory Room Use Classification as of August 1, 2002 .....	115
Table V-9 - Net Assignable Square Footage in Locally Funded Permanent Facilities Under Construction or Approved for Construction as of August 1, 2002 .....	116
Table V-10 - Total Net Assignable Square Feet of Permanent Facilities by Room Use Classification Per 10th Day On-Campus FTE Student as of June 30, 2002 (Completed, Under Construction, Approved, or Appropriated) .....	117
Table V-11 - Total Protection, Health, and Safety Projects Approved .....	118
Table V-12 - Budgeted Revenue for Community College Construction Since January 1990 .....	119
Table V-13 - Budgeted Revenue for Permanent Community College Facilities Under Construction or Planned as of May 2003 .....	149
Table V-14 - Capital Projects Under Construction - Funding Authorized by Protection, Health, and Safety Legislation .....	160
Table V-15 - Capital Renewal Projects Approved for Fiscal Year 2001 .....	168
Table V-16 - Capital Renewal Projects Approved for Fiscal Year 2002 .....	169
Table V-17 - Capital Renewal Projects Approved for Fiscal Year 2003 .....	170

LIST OF FIGURES

	<u>Page</u>
Figure 1 - Opening Fall 2002 Headcount Enrollment by Instructional Program Area . . . . .	3
Figure 2 - Fall 2002 State Headcount Distribution of Employees by Employee Group . . . . .	18
Figure 3 - FY 2002 Annual Duplicated Completers in Broad Program Categories . . . . .	57
Figure 4 - FY 2002 Audited Sources of Revenue . . . . .	101



## INTRODUCTION

This is the twenty-first publication of a comprehensive data book by the Illinois Community College Board (ICCB). This document contains data and characteristics of the Illinois public community college system and is designed to serve as a basic reference. No analysis of the data is intended in this document. The data are obtained from various surveys and studies conducted by ICCB staff and from the colleges' annual MIS submissions.

This year the major data tables from the data book will again be available to colleges in computer-readable form using Quattro Pro (Windows) spreadsheet format. To receive the data book in computer-readable form: (1) send two blank, formatted 3 1/2 inch diskettes that can be read by an IBM compatible microcomputer; (2) specify whether the diskettes are high density or regular density; (3) enclose a self-addressed envelope with return postage; and (4) forward your request to the Production Controller, Information Technology Services, Illinois Community College Board, 401 East Capitol Avenue, Springfield, Illinois 62701-1711. Access to the 2003 Data Book is also available on the ICCB website at [www.iccb.state.il.us/HTML/publications/reports.html](http://www.iccb.state.il.us/HTML/publications/reports.html), scroll down to *Data and Characteristics of the Illinois Public Community College System*, click on August 2003.

This document contains annual data for fiscal year 2002 and fall term data for 2002 (fiscal year 2002). Enrollment data and faculty and staff data are collected during the fall term each year; thus, these data are fall term 2002 (fiscal year 2002). Budgeted operating finance and facilities data are for fiscal year 2002. Audited financial data, unit cost data, annual enrollments, and graduate data are for fiscal year 2002.

This publication provides information about (1) students, (2) faculty and staff, (3) annual enrollment and completion, (4) operating finance, and (5) capital construction. Each of these areas constitutes a section of this document. Several tables summarize data from more detailed reports that have been published separately. The objective of this document is to provide useful summaries of data for community college districts in one reference document. If you have requests for other data or suggestions for additions or deletions, please contact the ICCB office.

Special acknowledgment is extended to the personnel of the colleges for their cooperation in completing surveys and providing the ICCB with computer-readable data on a timely basis.

Note that one Illinois public community college changed its name during fiscal year 2000. Southwestern Illinois was formerly known as Belleville Area College. Individuals interested in making comparisons with prior editions of this report should be aware of this change.

Table 1 on the next page is a summary profile of selected statistics for the 39 Illinois public community college districts. The map on page x shows the geographic location of each college district.

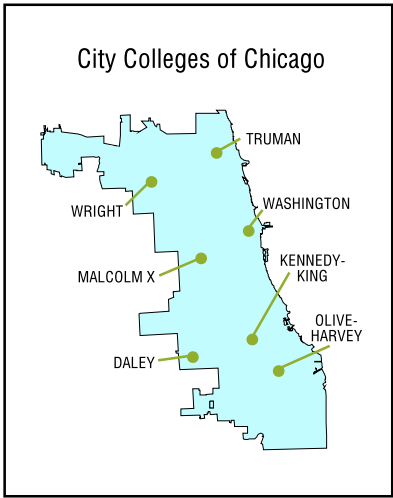
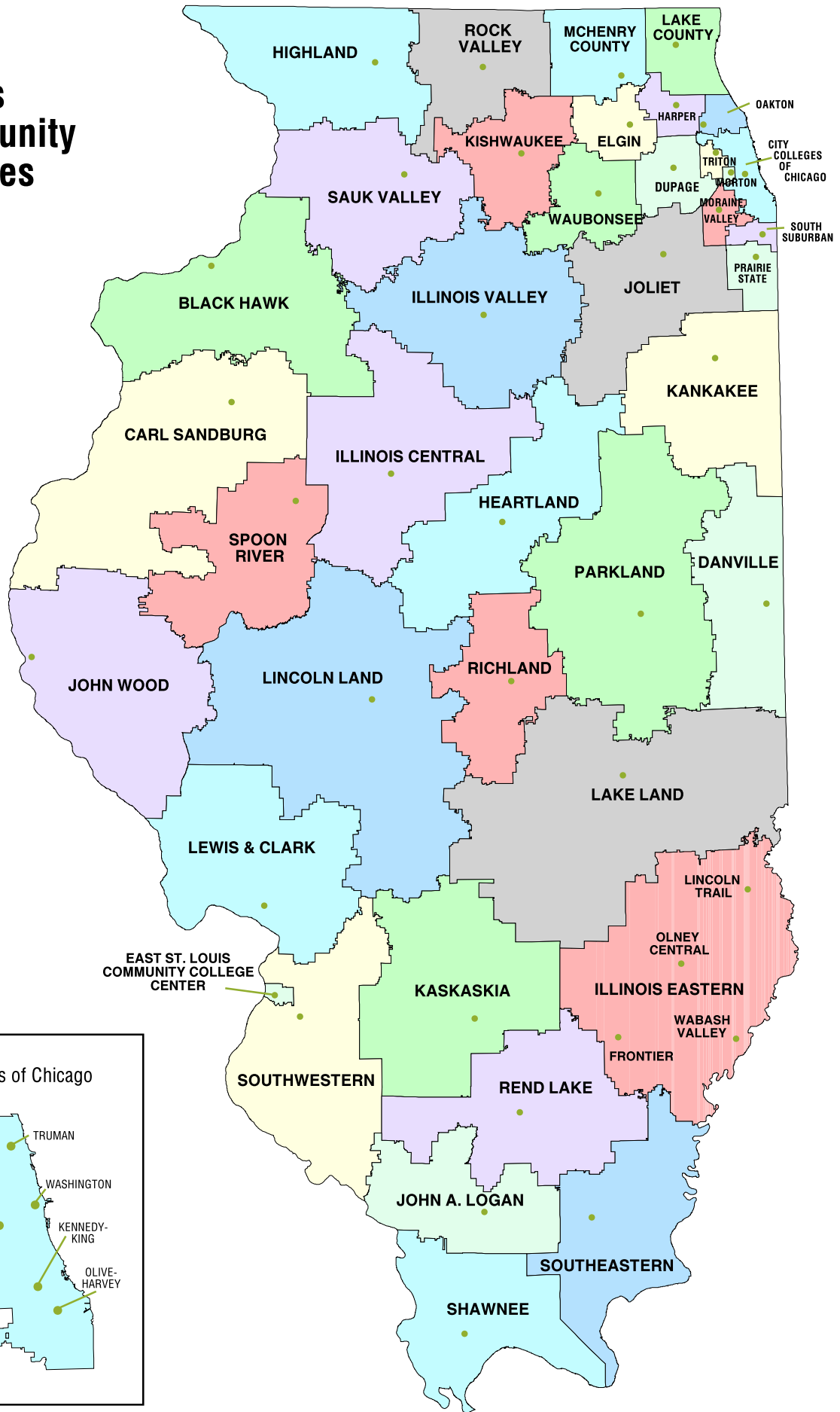
**Illinois Community College Board**

**Table 1**

**A SUMMARY PROFILE OF THE ILLINOIS PUBLIC COMMUNITY COLLEGES**

Dist. No.	District	District Location	District Size			2001 Tax Base EAV	2001 Tax Rates Extended				Student Enrollment		FY 03 Annual Tuition & Fee Charges
			# of Coll.	2002 Population	Square Miles		Educ. & O&M Rate	Bond & Interest Rate	All Other Tax Rates	Total	Fall 2002 Headcount	Annual FY 02 FTE	
503	BLACK HAWK	Moline	1	225,232	2,240	2,638,073,392	19.00	0.00	17.63	36.63	6,350	4,846	1,650
508	CHICAGO	Chicago	7	2,881,120	230	41,965,618,372	20.51	0.00	11.31	31.82	66,720	41,103	1,810
507	DANVILLE	Danville	1	89,636	1,288	814,205,881	44.79	7.89	8.16	60.84	2,589	1,546	1,530
502	DUPAGE	Glen Ellyn	1	1,012,273	350	27,625,741,099	19.52	0.00	0.13	19.65	30,235	15,229	2,025
509	ELGIN	Elgin	1	408,796	343	7,335,177,313	29.19	0.25	8.92	38.36	10,148	5,095	1,680
512	HARPER	Palatine	1	506,928	193	15,637,592,371	21.90	7.02	2.22	31.14	14,482	7,781	2,154
540	HEARTLAND	Bloomington	1	195,733	1,863	2,895,442,448	22.50	2.47	5.70	30.67	4,566	2,493	1,500
519	HIGHLAND	Freeport	1	91,119	1,640	1,298,774,630	25.00	12.60	9.32	46.92	2,514	1,638	1,635
514	ILLINOIS CENTRAL	East Peoria	1	359,067	2,322	4,479,606,719	25.00	8.95	13.47	47.42	11,468	6,332	1,560
529	ILLINOIS EASTERN	Olney	4	110,126	3,066	1,010,095,132	25.00	14.83	3.89	43.72	8,653	4,771	1,350
513	ILLINOIS VALLEY	Oglesby	1	148,968	2,058	2,261,321,459	17.00	8.35	21.57	46.92	3,873	2,530	1,808
525	JOLIET	Joliet	1	492,786	1,434	10,219,528,812	20.00	0.00	2.37	22.37	12,904	6,637	1,680
520	KANKAKEE	Kankakee	1	130,760	1,586	1,610,699,949	18.00	0.00	5.74	23.74	3,475	2,549	1,470
501	KASKASKIA	Centralia	1	120,122	2,231	910,806,126	25.00	4.69	12.56	42.25	3,722	2,366	1,440
523	KISHWAUKEE	Malta	1	98,340	831	1,398,585,002	34.78	13.51	4.96	53.25	3,950	2,309	1,680
532	LAKE COUNTY	Grayslake	1	637,193	442	17,249,816,445	18.90	0.90	1.30	21.10	15,457	6,687	1,680
517	LAKE LAND	Mattoon	1	188,739	3,961	1,901,190,641	18.00	8.48	15.35	41.83	6,473	4,795	1,674
536	LEWIS & CLARK	Godfrey	1	218,922	2,044	2,260,096,812	25.00	17.26	4.36	46.62	7,121	3,181	1,740
526	LINCOLN LAND	Springfield	1	329,474	4,115	4,173,543,820	34.00	3.13	3.35	40.48	7,120	4,644	1,500
530	LOGAN	Carterville	1	142,390	1,192	1,046,443,787	35.00	0.00	12.80	47.80	6,322	3,847	1,470
528	MC HENRY	Crystal Lake	1	231,773	600	5,076,316,862	30.00	1.85	1.82	33.67	5,501	3,228	1,710
524	MORAIN VALLEY	Palos Hills	1	395,755	133	7,065,088,391	22.50	2.50	5.80	30.80	14,480	8,311	1,680
527	MORTON	Cicero	1	155,823	17	1,299,702,558	39.17	4.50	10.99	54.66	4,933	2,303	1,590
535	OAKTON	Des Plaines	1	461,430	107	15,465,523,325	20.96	0.00	0.29	21.25	11,421	7,404	1,830
505	PARKLAND	Champaign	1	242,619	2,908	3,199,132,978	36.00	0.00	9.56	45.56	9,539	5,182	1,710
515	PRAIRIE STATE	Chicago Hgts.	1	205,196	220	2,545,498,996	22.55	6.12	10.02	38.69	5,001	2,826	2,100
521	REND LAKE	Ina	1	91,295	1,850	564,168,216	25.00	20.50	14.37	59.87	3,132	2,435	1,440
537	RICHLAND	Decatur	1	136,856	1,114	1,647,205,018	25.31	6.55	5.38	37.24	3,568	2,010	1,560
511	ROCK VALLEY	Rockford	1	342,844	1,033	4,708,382,405	27.00	4.95	8.95	40.90	9,016	4,903	1,440
518	SANDBURG	Galesburg	1	112,668	2,834	1,259,152,240	22.00	14.23	11.85	48.08	3,441	2,015	1,965
506	SAUK VALLEY	Dixon	1	103,703	1,625	1,227,176,699	27.50	11.38	7.61	46.49	2,588	1,704	1,620
531	SHAWNEE	Ullin	1	62,694	1,466	389,931,149	22.78	0.00	12.74	35.52	2,058	1,581	1,350
510	SOUTH SUBURBAN	S. Holland	1	279,088	79	2,755,365,881	17.50	8.27	19.92	45.69	6,997	4,166	2,003
533	SOUTHEASTERN	Harrisburg	1	54,816	1,656	349,858,129	38.00	9.32	12.99	60.31	2,704	1,871	1,470
522	SOUTHWESTERN	Belleville	1	437,538	2,054	4,007,261,554	15.99	0.97	13.10	30.06	13,633	7,444	1,470
534	SPOON RIVER	Canton	1	71,738	1,566	614,126,684	25.00	10.23	12.74	47.97	2,089	1,148	1,800
504	TRITON	River Grove	1	333,118	55	5,745,515,700	29.81	0.00	3.07	32.88	14,864	7,892	1,590
516	WAUBONSEE	Sugar Grove	1	277,331	624	4,964,383,790	28.30	0.91	12.00	41.21	8,290	4,544	1,500
539	WOOD	Quincy	1	98,282	2,363	930,119,705	22.50	3.28	9.81	35.59	2,308	1,422	1,740
			48	12,482,291	55,733	212,546,270,490	25.54	5.54	8.93	40.00	353,705	202,768	1,656

# Illinois Community Colleges



## Section I

## FALL STUDENT CHARACTERISTICS

This section includes data on headcount and full-time equivalent (FTE) student enrollments in Illinois public community colleges.

The public community colleges of Illinois enroll approximately 63.9 percent of all students enrolled in public colleges and universities in the state of Illinois. The diverse population of the communities that the colleges serve is reflected in the student characteristics shown in this section.

The tables show student enrollments based on opening counts (10th-day enrollments) for the fall term. Opening enrollment counts are a snapshot count at the end of the regular registration for the fall term and do not include many students who enroll for courses which start later in a term - particularly in adult education.

Table I-1 lists the fall 2002 student headcount enrollment by sex and type of attendance. Over 58 percent of the 353,705 students enrolled in Illinois public community colleges were women. Part-time students accounted for approximately 66 percent of the enrollments.

Table I-2 itemizes the fall 2002 student headcount enrollment by instructional program area. As depicted in Figure 1, 43.75 percent of the students were enrolled in baccalaureate/transfer programs, 34.22 percent in occupational and vocational skills programs, 2.24 percent in general studies programs, 5.26 percent in general associate programs, and 14.53 percent in adult basic education/adult secondary education/English as a Second Language programs.

The data in Table I-3 show fall 2002 headcount enrollment by age categories and provide the median age of students for each public community college. The median age for fall 2002 students was 23.7 years. This is down .6 years from the fall 2001 median age of 24.3. The fall 2002 mean age was 28.47 years.

Tables I-4 through I-7 summarize fall 2002 student headcount enrollment by ethnic origin, academic classification, type of residency, and enrollment status. Table I-5 shows that approximately 19.3 percent of fall 2002 students were classified as sophomores. Almost 49 percent of the fall 2002 enrollments were classified as freshmen.

Table I-8 lists by headcount and FTE the proportions of district populations served by Illinois public community colleges in instructional credit curricula. Table I-9 summarizes fall 2002 headcount enrollment by instructional program area and student level.

Table I-10 details the trends in community college headcount enrollments from fall 1993 through fall 2002. Table I-11 lists the trends of FTE enrollments for the same ten-year period.

Illinois Community College Board

Table I-1

SUMMARY OF OPENING FALL 2002 STUDENT HEADCOUNT ENROLLMENT BY  
SEX AND TYPE OF ATTENDANCE

Dist. No.	District/College	Male	Female	Full-time	Part-time	Total
503	Black Hawk	2,531	3,819	3,069	3,281	6,350
508	Chicago	(26,177)	(40,543)	(21,569)	(45,151)	(66,720)
	Daley	3,953	6,701	3,545	7,109	10,654
	Kennedy-King	1,799	4,063	3,166	2,696	5,862
	Malcolm X	3,298	5,031	3,908	4,421	8,329
	Olive-Harvey	2,159	4,094	2,922	3,331	6,253
	Truman	7,019	8,261	2,027	13,253	15,280
	Washington	3,297	4,896	3,063	5,130	8,193
	Wilbur Wright	4,652	7,497	2,938	9,211	12,149
507	Danville	966	1,623	1,200	1,389	2,589
502	DuPage	12,941	17,294	9,760	20,475	30,235
509	Elgin	4,411	5,737	2,748	7,400	10,148
512	Harper	6,015	8,467	5,212	9,270	14,482
540	Heartland	2,008	2,558	1,811	2,755	4,566
519	Highland	841	1,673	1,014	1,500	2,514
514	Illinois Central	5,132	6,336	4,460	7,008	11,468
529	Illinois Eastern	(3,509)	(5,144)	(2,123)	(6,530)	(8,653)
	Frontier	714	1,463	223	1,954	2,177
	Lincoln Trail	717	638	489	866	1,355
	Olney Central	693	938	732	899	1,631
	Wabash Valley	1,385	2,105	679	2,811	3,490
513	Illinois Valley	1,575	2,298	1,584	2,289	3,873
525	Joliet	5,441	7,463	4,225	8,679	12,904
520	Kankakee	1,175	2,300	1,027	2,448	3,475
501	Kaskaskia	1,472	2,250	1,774	1,948	3,722
523	Kishwaukee	1,758	2,192	1,731	2,219	3,950
532	Lake County	6,569	8,888	3,829	11,628	15,457
517	Lake Land	3,419	3,054	3,019	3,454	6,473
536	Lewis & Clark	2,900	4,221	2,104	5,017	7,121
526	Lincoln Land	2,950	4,170	2,535	4,585	7,120
530	Logan	2,746	3,576	2,531	3,791	6,322
528	McHenry	2,261	3,240	1,821	3,680	5,501
524	Moraine Valley	6,004	8,476	5,674	8,806	14,480
527	Morton	1,880	3,053	1,025	3,908	4,933
535	Oakton	5,025	6,396	3,004	8,417	11,421
505	Parkland	4,317	5,222	4,476	5,063	9,539
515	Prairie State	1,940	3,061	1,562	3,439	5,001
521	Rend Lake	1,417	1,715	1,545	1,587	3,132
537	Richland	1,337	2,231	1,334	2,234	3,568
511	Rock Valley	3,890	5,126	3,177	5,839	9,016
518	Sandburg	1,264	2,177	1,433	2,008	3,441
506	Sauk Valley	1,024	1,564	1,067	1,521	2,588
531	Shawnee	710	1,348	994	1,064	2,058
510	South Suburban	2,117	4,880	2,256	4,741	6,997
533	Southeastern	1,412	1,292	1,042	1,662	2,704
522	Southwestern*	5,882	7,751	4,652	8,981	13,633
534	Spoon River	946	1,143	993	1,096	2,089
504	Triton	6,735	8,129	3,622	11,242	14,864
516	Waubensee	3,503	4,787	2,219	6,071	8,290
539	Wood	<u>851</u>	<u>1,457</u>	<u>1,058</u>	<u>1,250</u>	<u>2,308</u>
	TOTALS	147,051	206,654	120,279	233,426	353,705

\* Formerly Belleville Area College

SOURCE OF DATA: Fall Enrollment (E1 Records) - reflects enrollments as of the fall term census date (end of registration).

Will not reflect enrollments in courses that have a starting date later than the census date - particularly those in adult education.

Illinois Community College Board  
Table I-2  
SUMMARY OF OPENING FALL 2002 STUDENT HEADCOUNT ENROLLMENT  
BY INSTRUCTIONAL PROGRAM AREA

Dist. No.	District/College	General Associates	Bacc/Transfer	Occupational	General Studies	Voc Skills	Adult Basic Education	Adult Sec. Education	English as a Second Language
503	Black Hawk	14	3,550	2,246	0	265	21	27	227
508	Chicago	(9,061)	(18,825)	(7,395)	(255)	(2,969)	(7,431)	(2,282)	(18,502)
	Daley	100	3,895	1,311	165	352	900	271	3,660
	Kennedy-King	78	1,689	1,784	9	135	1,525	103	539
	Malcolm X	682	2,003	892	22	284	1,924	625	1,897
	Olive-Harvey	458	2,006	668	4	548	1,622	222	725
	Truman	1,418	2,921	785	7	272	628	661	8,588
	Washington	1,101	5,334	1,500	46	183	3	24	2
	Wilbur Wright	5,224	977	455	2	1,195	829	376	3,091
507	Danville	0	1,298	971	0	227	49	18	26
502	DuPage	91	12,112	8,039	5,176	1,378	232	464	2,743
509	Elgin	476	4,131	3,271	0	193	146	114	1,817
512	Harper	0	7,632	5,166	0	0	123	86	1,475
540	Heartland	0	3,676	474	0	375	34	0	7
519	Highland	26	1,233	809	225	221	0	0	0
514	Illinois Central	2,801	4,600	3,670	136	16	128	67	50
529	Illinois Eastern	(457)	(3,512)	(3,515)	(0)	(897)	(152)	(84)	(36)
	Frontier	46	1,107	313	0	632	23	31	25
	Lincoln Trail	202	638	434	0	22	59	0	0
	Olney Central	96	848	562	0	11	70	44	0
	Wabash Valley	113	919	2,206	0	232	0	9	11
513	Illinois Valley	167	1,488	1,479	620	0	36	60	23
525	Joliet	416	6,835	3,751	241	345	330	288	698
520	Kankakee	100	1,425	1,620	52	261	2	14	1
501	Kaskaskia	371	1,190	2,145	2	4	5	0	5
523	Kishwaukee	0	2,783	826	17	30	43	66	185
532	Lake County	0	6,656	5,829	280	318	258	185	1,931
517	Lake Land	299	3,265	2,777	0	122	0	2	8
536	Lewis & Clark	324	3,828	2,433	71	170	103	167	25
526	Lincoln Land	722	3,888	2,066	3	427	1	11	2
530	Logan	28	2,963	2,326	1	790	126	88	0
528	McHenry	160	3,543	1,722	0	1	18	15	42
524	Moraine Valley	0	6,372	6,449	0	229	155	267	1,008
527	Morton	9	2,181	1,066	15	35	273	50	1,304
535	Oakton	0	6,480	3,271	24	1,398	48	101	99
505	Parkland	252	5,022	3,821	0	194	102	64	84
515	Prairie State	85	3,718	823	12	73	203	33	54
521	Rend Lake	0	1,885	1,081	0	162	0	3	1
537	Richland	10	2,080	1,384	77	16	1	0	0
511	Rock Valley	53	4,001	2,120	0	2,532	111	94	105
518	Sandburg	14	1,305	1,550	0	352	46	164	10
506	Sauk Valley	12	1,398	975	0	201	1	1	0
531	Shawnee	121	961	680	159	89	9	24	15
510	South Suburban	0	2,711	3,568	3	621	6	1	87
533	Southeastern	7	1,288	972	19	353	48	17	0
522	Southwestern*	0	6,542	6,165	12	7	411	373	123
534	Spoon River	249	1,225	422	0	59	68	55	11
504	Triton	1,829	4,950	4,383	0	947	333	290	2,132
516	Waubensee	446	2,875	2,610	434	90	155	94	1,586
539	Wood	0	1,321	814	87	0	43	27	16
	TOTALS	18,600	154,748	104,684	7,921	16,367	11,251	5,696	34,438

\* Formerly Belleville Area College

SOURCE OF DATA: Fall Enrollment (E1 Records) - reflects enrollments as of the fall term census date (end of registration). Will not reflect enrollments in courses that have a starting date later than the census date - particularly those in adult education.

Illinois Community College Board  
Table I-3  
SUMMARY OF OPENING FALL 2002 STUDENT HEADCOUNT ENROLLMENT  
BY AGE

Dist. No.	District/College	Mean Age	Median Age	16 & Under	17-20	21-24	25-30	31-39	40-55	Over 55	Unknown
503	Black Hawk	26.61	21.97	122	2,649	1,013	810	772	757	93	134
508	Chicago	(29.29)	(25.74)	(1,315)	(16,324)	(12,682)	(12,637)	(11,379)	(9,204)	(2,273)	(906)
	Daley	28.27	25.41	248	2,807	2,043	2,094	1,879	1,270	165	148
	Kennedy-King	29.20	25.62	93	1,583	1,071	1,059	930	897	146	83
	Malcolm X	29.63	26.48	156	2,021	1,530	1,530	1,528	1,231	224	109
	Olive-Harvey	28.25	24.41	352	1,811	1,025	988	1,025	786	177	89
	Truman	32.48	28.64	196	2,327	2,830	3,339	3,030	2,207	1,128	223
	Washington	28.80	25.08	92	2,179	1,748	1,505	1,268	1,127	182	92
	Wilbur Wright	28.36	24.53	178	3,596	2,435	2,122	1,719	1,686	251	162
507	Danville	27.64	22.82	52	994	349	341	353	334	61	105
502	DuPage	30.87	24.24	250	10,756	4,480	3,470	3,733	4,713	2,255	578
509	Elgin	27.80	23.28	295	3,662	1,608	1,436	1,382	1,336	257	172
512	Harper	26.76	22.27	292	5,830	2,432	1,952	1,852	1,686	215	223
540	Heartland	25.51	21.86	62	1,875	1,013	641	472	395	39	69
519	Highland	30.90	25.18	63	894	273	277	356	449	162	40
514	Illinois Central	26.76	22.11	327	4,662	1,760	1,525	1,494	1,329	195	176
529	Illinois Eastern	(31.82)	(26.53)	(879)	(2,238)	(722)	(848)	(1,135)	(1,941)	(762)	(128)
	Frontier	32.00	27.69	468	367	143	196	294	472	184	53
	Lincoln Trail	31.16	24.42	96	429	175	162	159	181	140	13
	Olney Central	28.84	20.64	135	688	131	136	170	251	108	12
	Wabash Valley	35.27	33.36	180	754	273	354	512	1,037	330	50
513	Illinois Valley	27.12	21.62	182	1,608	482	407	482	531	82	99
525	Joliet	28.10	22.82	302	5,053	1,697	1,500	1,915	1,958	298	181
520	Kankakee	29.87	24.91	67	1,172	482	441	521	595	148	49
501	Kaskaskia	26.34	21.34	401	1,290	434	394	465	469	52	217
523	Kishwaukee	24.78	20.87	62	1,931	754	400	397	310	35	61
532	Lake County	29.19	25.08	105	4,991	2,479	2,197	2,618	2,401	422	244
517	Lake Land	26.23	21.89	390	2,526	959	878	865	684	91	80
536	Lewis & Clark	24.55	19.59	1,414	2,458	735	633	638	688	107	448
526	Lincoln Land	26.29	21.35	357	2,835	925	838	778	785	109	493
530	Logan	30.55	23.08	96	2,291	1,025	680	661	864	571	134
528	McHenry	27.57	21.78	149	2,381	673	502	733	875	99	89
524	Moraine Valley	26.81	21.95	150	6,172	2,420	1,634	1,800	1,885	202	217
527	Morton	27.88	24.33	43	1,568	926	871	765	584	83	93
535	Oakton	30.60	24.96	54	3,683	1,917	1,358	1,350	2,364	555	140
505	Parkland	25.57	21.10	481	4,125	1,629	1,076	945	956	142	185
515	Prairie State	29.07	24.35	111	1,659	783	636	785	787	150	90
521	Rend Lake	28.79	22.00	165	1,288	325	323	355	428	189	59
537	Richland	28.15	24.14	185	1,142	516	476	558	569	47	75
511	Rock Valley	27.92	23.43	174	3,318	1,365	1,219	1,398	1,266	166	110
518	Sandburg	29.08	24.14	184	1,090	497	451	450	537	137	95
506	Sauk Valley	29.15	24.12	34	973	325	314	373	442	85	42
531	Shawnee	28.06	22.48	52	832	270	282	264	248	92	18
510	South Suburban	29.79	25.62	59	2,125	1,060	982	1,092	1,182	228	269
533	Southeastern	29.13	22.65	260	917	300	297	371	330	183	46
522	Southwestern*	28.14	23.52	361	4,720	2,300	1,807	1,928	2,048	279	190
534	Spoon River	24.78	20.25	144	1,037	320	181	169	165	50	23
504	Triton	28.18	24.19	540	4,289	2,468	2,228	2,044	1,874	333	1,088
516	Waubonsee	27.96	23.83	192	2,912	1,286	1,226	1,248	1,165	153	108
539	Wood	<u>26.52</u>	<u>21.48</u>	<u>89</u>	<u>1,010</u>	<u>320</u>	<u>260</u>	<u>288</u>	<u>270</u>	<u>42</u>	<u>29</u>
	TOTALS/AVERAGE	28.47	23.68	10,460	121,280	56,004	48,428	49,184	49,404	11,442	7,503

\* Formerly Belleville Area College

SOURCE OF DATA: Fall Enrollment (E1 Records) - reflects enrollments as of the fall term census date (end of registration). Will not reflect enrollments in courses that have a starting date later than the census date - particularly those in adult education.

Illinois Community College Board  
Table I-4  
SUMMARY OPENING FALL 2002 STUDENT HEADCOUNT ENROLLMENT  
BY ETHNIC ORIGIN

Dist. No.	District/College	Asian or Pacific Islander	American Indian or Alaskan	Black Non- Hispanic	Hispanic	White Non- Hispanic	Non- Resident Alien	All Other or No Indication
503	Black Hawk	59	24	394	541	5,332	0	0
508	Chicago	(4,345)	(312)	(23,933)	(25,917)	(12,213)	(0)	(0)
	Daley	148	24	2,311	6,586	1,585	0	0
	Kennedy-King	189	26	4,936	601	110	0	0
	Malcolm X	414	44	5,031	2,278	562	0	0
	Olive-Harvey	26	27	4,932	1,190	78	0	0
	Truman	1,725	74	2,078	7,964	3,439	0	0
	Washington	977	68	3,701	1,627	1,820	0	0
	Wilbur Wright	866	49	944	5,671	4,619	0	0
507	Danville	20	8	274	74	2,212	1	0
502	DuPage	3,523	51	1,278	3,376	21,432	1	574
509	Elgin	531	22	428	2,981	6,161	25	0
512	Harper	1,933	31	470	2,164	8,986	61	837
540	Heartland	99	15	333	88	4,024	7	0
519	Highland	18	9	140	33	2,312	2	0
514	Illinois Central	194	27	1,037	204	9,975	31	0
529	Illinois Eastern	(106)	(16)	(245)	(87)	(8,178)	(21)	(0)
	Frontier	28	1	1	11	2,136	0	0
	Lincoln Trail	23	3	165	46	1,116	2	0
	Olney Central	10	1	13	4	1,586	17	0
	Wabash Valley	45	11	66	26	3,340	2	0
513	Illinois Valley	43	9	35	216	3,477	0	93
525	Joliet	213	22	1,405	1,614	9,620	30	0
520	Kankakee	20	6	458	89	2,888	2	12
501	Kaskaskia	20	19	216	49	3,415	3	0
523	Kishwaukee	142	7	470	424	2,898	9	0
532	Lake County	857	59	1,394	3,171	9,445	531	0
517	Lake Land	26	19	649	170	5,570	39	0
536	Lewis & Clark	28	21	387	65	6,575	45	0
526	Lincoln Land	63	19	435	87	6,492	24	0
530	Logan	89	19	514	74	5,625	1	0
528	McHenry	82	10	28	346	5,016	19	0
524	Moraine Valley	235	34	1,117	1,103	11,183	808	0
527	Morton	97	3	119	3,391	1,257	66	0
535	Oakton	1,782	27	473	709	8,430	0	0
505	Parkland	385	32	1,190	258	7,226	448	0
515	Prairie State	72	19	1,924	479	2,071	27	409
521	Rend Lake	17	8	122	20	2,964	1	0
537	Richland	17	11	513	35	2,992	0	0
511	Rock Valley	255	34	754	614	7,344	15	0
518	Sandburg	20	10	165	77	3,164	5	0
506	Sauk Valley	26	10	38	181	2,333	0	0
531	Shawnee	11	8	419	28	1,592	0	0
510	South Suburban	75	18	3,895	522	2,452	35	0
533	Southeastern	12	11	455	70	2,155	1	0
522	Southwestern*	222	63	2,510	322	10,499	17	0
534	Spoon River	49	7	124	15	1,894	0	0
504	Triton	521	33	2,687	3,674	7,919	30	0
516	Waubonsee	157	53	414	2,510	5,154	2	0
539	Wood	14	7	104	26	2,152	5	0
	TOTALS	16,378	1,113	51,546	55,804	224,627	2,312	1,925

\* Formerly Belleville Area College

SOURCE OF DATA: Fall Enrollment (E1 Records)—reflects enrollments as of the fall census date (end of registration).

Will not reflect enrollments in courses that have a starting data later than the census date – particularly those in adult education



Illinois Community College Board  
Table I-5  
SUMMARY OF OPENING FALL 2002 STUDENT HEADCOUNT ENROLLMENT  
BY ACADEMIC CLASSIFICATION

<u>Dist. No.</u>	<u>District/College</u>	<u>Freshman</u>	<u>Sophomore</u>	<u>High School</u>	<u>Unclassified*</u>
503	Black Hawk	3,711	1,650	42	947
508	Chicago	(20,614)	(7,177)	(247)	(38,682)
	Daley	2,948	1,163	32	6,511
	Kennedy-King	2,081	748	43	2,990
	Malcolm X	2,250	855	0	5,224
	Olive-Harvey	1,697	837	46	3,673
	Truman	2,919	955	2	11,404
	Washington	4,323	1,319	50	2,501
	Wilbur Wright	4,396	1,300	74	6,379
507	Danville	2,065	279	0	245
502	DuPage	15,923	5,676	5	8,631
509	Elgin	5,244	1,151	371	3,382
512	Harper	7,918	2,735	345	3,484
540	Heartland	1,391	2,866	0	309
519	Highland	1,285	540	81	608
514	Illinois Central	5,654	2,602	783	2,429
529	Illinois Eastern	(5,806)	(1,976)	(0)	(871)
	Frontier	1,435	510	0	232
	Lincoln Trail	889	343	0	123
	Olney Central	979	489	0	163
	Wabash Valley	2,503	634	0	353
513	Illinois Valley	2,501	1,051	0	321
525	Joliet	7,387	2,953	119	2,445
520	Kankakee	1,911	648	94	822
501	Kaskaskia	1,178	915	597	1,032
523	Kishwaukee	2,707	584	50	609
532	Lake County	7,119	3,568	79	4,691
517	Lake Land	3,779	1,530	639	525
536	Lewis & Clark	3,017	1,445	2,097	562
526	Lincoln Land	4,201	1,939	522	458
530	Logan	4,662	1,213	0	447
528	McHenry	2,773	1,105	118	1,505
524	Moraine Valley	8,683	3,206	1	2,590
527	Morton	2,286	891	0	1,756
535	Oakton	3,347	1,509	45	6,520
505	Parkland	4,623	3,000	150	1,766
515	Prairie State	4,022	452	0	527
521	Rend Lake	1,811	1,044	0	277
537	Richland	1,901	1,069	280	318
511	Rock Valley	6,107	439	877	1,593
518	Sandburg	2,124	593	2	722
506	Sauk Valley	1,374	632	50	532
531	Shawnee	987	580	167	324
510	South Suburban	4,302	1,812	59	824
533	Southeastern	1,300	636	343	425
522	Southwestern**	6,887	3,622	402	2,722
534	Spoon River	1,027	456	186	420
504	Triton	7,141	2,658	963	4,102
516	Waubensee	2,479	1,153	0	4,658
539	Wood	<u>1,204</u>	<u>734</u>	<u>116</u>	<u>254</u>
	TOTALS	172,451	68,089	9,830	103,335

\*Unclassified students are those who do not meet minimum requirements for entrance as regular college-level students, or already have an Associate Degree or higher and are taking courses at the same level or lower. Some colleges may be including course enrollees in this category as well.

\*\*Formerly Belleville Area College

SOURCE OF DATA: Fall Enrollment (E1 Records) - reflects enrollments as of the fall term census date (end of registration).  
Will not reflect enrollments in courses that have a starting date later than the census date - particularly those in adult education.

Illinois Community College Board  
Table I-6  
SUMMARY OF OPENING FALL 2002 STUDENT HEADCOUNT ENROLLMENT  
BY TYPE OF RESIDENCY

Dist. No.	District/College	In-District	Out-of- District	Corrections	Out-of State	Federal Corrections	Foreign
503	Black Hawk	6,020	107	21	173	0	29
508	Chicago	(64,246)	(1,993)	(0)	(63)	(0)	(418)
	Daley	10,021	617	0	16	0	0
	Kennedy-King	5,775	71	0	2	0	14
	Malcolm X	8,159	161	0	0	0	9
	Olive-Harvey	6,046	174	0	33	0	0
	Truman	14,756	451	0	0	0	73
	Washington	7,724	173	0	12	0	284
	Wilbur Wright	11,765	346	0	0	0	38
507	Danville	2,253	104	0	223	0	9
502	DuPage	26,672	2,677	0	153	0	733
509	Elgin	9,421	694	0	8	0	25
512	Harper	12,519	1,860	0	2	0	101
540	Heartland	4,392	127	0	47	0	0
519	Highland	2,381	77	0	56	0	0
514	Illinois Central	10,472	580	205	57	38	116
529	Illinois Eastern	(6,310)	(1,891)	(255)	(97)	(0)	(100)
	Frontier	2,029	146	0	2	0	0
	Lincoln Trail	1,014	37	255	21	0	28
	Olney Central	1,561	29	0	19	0	22
	Wabash Valley	1,706	1,679	0	55	0	50
513	Illinois Valley	3,704	169	0	0	0	0
525	Joliet	12,672	219	0	11	0	2
520	Kankakee	3,288	151	0	36	0	0
501	Kaskaskia	3,358	238	118	6	0	2
523	Kishwaukee	3,004	907	0	12	0	27
532	Lake County	13,697	439	0	241	0	1,080
517	Lake Land	4,825	324	1,265	41	0	18
536	Lewis & Clark	6,765	287	0	51	0	18
526	Lincoln Land	6,864	238	0	4	0	14
530	Logan	5,998	293	0	4	0	27
528	McHenry	5,303	155	0	26	0	17
524	Moraine Valley	11,585	2,082	0	21	0	792
527	Morton	4,409	519	0	1	0	4
535	Oakton	8,635	2,748	0	32	0	6
505	Parkland	7,389	1,592	1	119	0	438
515	Prairie State	4,214	605	0	182	0	0
521	Rend Lake	2,692	291	144	0	0	5
537	Richland	3,405	73	74	0	0	16
511	Rock Valley	8,788	174	0	37	0	17
518	Sandburg	3,246	54	72	68	0	1
506	Sauk Valley	2,521	64	0	3	0	0
531	Shawnee	1,805	36	26	187	0	4
510	South Suburban	5,488	1,010	0	490	0	9
533	Southeastern	1,999	79	608	11	0	7
522	Southwestern*	12,712	795	0	113	0	13
534	Spoon River	1,733	326	0	6	0	24
504	Triton	11,205	3,515	0	56	0	88
516	Waubonsee	7,489	795	0	4	0	2
539	Wood	<u>2,061</u>	<u>49</u>	<u>0</u>	<u>196</u>	<u>0</u>	<u>2</u>
	TOTALS	315,540	28,337	2,789	2,837	38	4,164

\* Formerly Belleville Area College

SOURCE OF DATA: Fall Enrollment (E1 Records) - reflects enrollments as of the fall term census date (end of registration).

Will not reflect enrollments in courses that have a starting date later than the census date - particularly those in adult education.

Illinois Community College Board  
Table 1-7  
SUMMARY OF OPENING FALL 2002 STUDENT HEADCOUNT ENROLLMENT  
BY ENROLLMENT STATUS

Dist. No.	District/College	First-Time College-Level Students	New Pre-College Students	Transfer Students	New Gen Studies/ Voc Students	Continuing Students	Students Moved to College-Level	Readmitted Students	Unknown
503	Black Hawk	1,306	213	26	161	3,466	65	1,113	0
508	Chicago	(7,498)	(10,509)	(1,527)	(4,662)	(30,410)	(1,411)	(10,703)	(0)
	Daley	1,232	1,648	243	658	5,273	158	1,442	0
	Kennedy-King	624	598	84	700	2,302	214	1,340	0
	Malcolm X	701	1,600	166	1,168	3,105	188	1,401	0
	Olive-Harvey	635	900	21	827	2,310	124	1,436	0
	Truman	875	3,774	215	340	7,950	271	1,855	0
	Washington	1,833	161	492	290	3,719	205	1,493	0
	Wilbur Wright	1,598	1,828	306	679	5,751	251	1,736	0
507	Danville	698	162	34	87	1,381	2	225	0
502	DuPage	4,466	1,725	1,891	44	15,654	862	5,593	0
509	Elgin	1,497	1,086	822	2	4,791	381	1,569	0
512	Harper	3,687	345	892	1	7,795	0	1,762	0
540	Heartland	1,438	38	1,149	0	1,918	0	23	0
519	Highland	466	78	108	42	1,757	0	63	0
514	Illinois Central	2,871	0	611	0	7,563	0	423	0
529	Illinois Eastern	(1,575)	(36)	(213)	(152)	(4,861)	(0)	(1,816)	(0)
	Frontier	174	22	1	109	931	0	940	0
	Lincoln Trail	377	1	25	12	888	0	52	0
	Olney Central	216	2	0	7	922	0	484	0
	Wabash Valley	808	11	187	24	2,120	0	340	0
513	Illinois Valley	910	147	140	92	1,886	0	698	0
525	Joliet	3,050	124	223	0	6,936	0	2,571	0
520	Kankakee	455	118	213	62	1,709	0	918	0
501	Kaskaskia	1,304	51	2	69	1,580	0	716	0
523	Kishwaukee	934	113	594	21	1,766	0	522	0
532	Lake County	2,623	1,699	656	56	6,984	442	2,997	0
517	Lake Land	1,588	588	299	0	3,084	0	914	0
536	Lewis & Clark	2,342	0	44	0	3,294	0	1,441	0
526	Lincoln Land	1,865	0	351	246	3,618	67	973	0
530	Logan	559	81	357	786	3,408	0	1,131	0
528	McHenry	890	84	308	27	3,108	52	1,032	0
524	Moraine Valley	3,248	1,334	185	126	4,004	288	5,295	0
527	Morton	723	567	8	47	3,435	0	153	0
535	Oakton	1,267	3,166	1,075	618	3,376	76	1,843	0
505	Parkland	1,624	551	1,416	41	4,076	374	1,457	0
515	Prairie State	1,310	0	564	0	2,893	0	234	0
521	Rend Lake	1,384	255	141	28	999	4	321	0
537	Richland	835	0	1	1	2,096	0	635	0
511	Rock Valley	851	422	3	120	6,909	711	0	0
518	Sandburg	775	138	8	95	1,712	12	701	0
506	Sauk Valley	547	127	41	54	1,171	104	544	0
531	Shawnee	340	0	9	40	722	0	947	0
510	South Suburban	504	349	690	282	3,484	542	1,146	0
533	Southeastern	616	18	25	99	1,393	1	552	0
522	Southwestern*	2,482	676	208	30	7,683	0	2,554	0
534	Spoon River	452	60	271	15	864	25	402	0
504	Triton	2,566	810	1	409	8,389	329	2,360	0
516	Waubensee	1,301	577	148	61	6,203	0	0	0
539	Wood	<u>659</u>	<u>142</u>	<u>180</u>	<u>0</u>	<u>1,139</u>	<u>0</u>	<u>188</u>	<u>0</u>
	TOTALS	63,506	26,389	15,434	8,576	177,517	5,748	56,535	0

\* Formerly Belleville Area College

SOURCE OF DATA: Fall Enrollment (E1 Records) - reflects enrollments as of the fall term census date (end of registration). Will not reflect enrollments in courses that have a starting date later than the census date - particularly those in adult education.

Illinois Community College Board  
Table I-8  
PROPORTIONS OF DISTRICT POPULATIONS SERVED BY  
ILLINOIS PUBLIC COMMUNITY COLLEGES IN INSTRUCTIONAL  
CREDIT CURRICULA BY HEADCOUNT AND FTE

<u>Dist. No.</u>	<u>District</u>	<u>Headcount Per 1000 Population</u>	<u>FTE Per 1000 Population</u>
503	Black Hawk	28.04	18.02
508	Chicago	23.04	13.04
507	Danville	28.66	18.04
502	DuPage	30.20	17.01
509	Elgin	25.61	12.41
512	Harper	28.48	15.45
540	Heartland	23.44	13.73
519	Highland	27.44	15.59
514	Illinois Central	31.78	18.12
529	Illinois Eastern	77.75	33.12
513	Illinois Valley	25.97	15.32
525	Joliet	27.77	14.94
520	Kankakee	26.57	13.67
501	Kaskaskia	30.97	20.01
523	Kishwaukee	40.55	24.47
532	Lake County	24.89	11.57
517	Lake Land	34.10	21.86
536	Lewis & Clark	32.62	15.04
526	Lincoln Land	21.60	12.21
530	Logan	44.28	23.43
528	Mc Henry	24.69	13.20
524	Moraine Valley	36.42	20.84
527	Morton	31.51	14.02
535	Oakton	24.64	11.62
505	Parkland	39.28	24.07
515	Prairie State	24.63	13.47
521	Rend Lake	34.18	21.70
537	Richland	25.73	15.05
511	Rock Valley	26.56	14.52
518	Carl Sandburg	30.22	17.56
506	Sauk Valley	24.90	14.75
531	Shawnee	32.74	21.82
510	South Suburban	24.95	13.55
533	Southeastern	48.76	26.93
522	Southwestern*	31.30	16.65
534	Spoon River	28.82	17.44
504	Triton	44.41	22.98
516	Waubonsee	31.46	14.65
539	John Wood	<u>23.33</u>	<u>14.39</u>
	TOTALS	28.48	15.58

\* Formerly Belleville Area College

SOURCES OF DATA: Fall Enrollment (E1 Records)

2000 Census, Department of Economics and Finance, SIU-Edwardsville

Illinois Community College Board

Table I-9

SUMMARY OF OPENING FALL 2002 STUDENT HEADCOUNT ENROLLMENT  
BY INSTRUCTIONAL PROGRAM AREA AND STUDENT LEVEL

**FRESHMAN LEVEL**

Dist. No.	District/College	General Associates	Bacc/Transfer	Occupational	General Studies	Voc Skills	Adult Basic Ed	Adult Sec Ed	Eng as a Second Language	Total
503	Black Hawk	6	2,367	1,335	0	3	0	0	0	3,711
508	Chicago	(5,566)	(10,680)	(3,537)	(0)	(831)	(0)	(0)	(0)	(20,614)
	Daley	54	2,190	689	0	15	0	0	0	2,948
	Kennedy-King	40	1,030	1,001	0	10	0	0	0	2,081
	Malcolm X	475	1,257	367	0	151	0	0	0	2,250
	Olive-Harvey	279	1,039	295	0	84	0	0	0	1,697
	Truman	879	1,645	378	0	17	0	0	0	2,919
	Washington	619	3,068	615	0	21	0	0	0	4,323
	Wilbur Wright	3,220	451	192	0	533	0	0	0	4,396
507	Danville	0	1,076	803	0	186	0	0	0	2,065
502	DuPage	43	8,018	4,244	2,959	659	0	0	0	15,923
509	Elgin	394	2,834	1,896	0	120	0	0	0	5,244
512	Harper	0	4,927	2,991	0	0	0	0	0	7,918
540	Heartland	0	1,243	104	0	44	0	0	0	1,391
519	Highland	17	723	545	0	0	0	0	0	1,285
514	Illinois Central	1,549	2,415	1,624	51	15	0	0	0	5,654
529	Illinois Eastern	(355)	(2,419)	(2,409)	(0)	(623)	(0)	(0)	(0)	(5,806)
	Frontier	35	802	192	0	406	0	0	0	1,435
	Lincoln Trail	152	439	280	0	18	0	0	0	889
	Olney Central	83	556	329	0	11	0	0	0	979
	Wabash Valley	85	622	1,608	0	188	0	0	0	2,503
513	Illinois Valley	114	989	887	511	0	0	0	0	2,501
525	Joliet	194	4,725	2,187	0	281	0	0	0	7,387
520	Kankakee	60	755	983	25	88	0	0	0	1,911
501	Kaskaskia	197	358	620	1	2	0	0	0	1,178
523	Kishwaukee	0	2,184	491	12	20	0	0	0	2,707
532	Lake County	0	3,763	3,052	136	168	0	0	0	7,119
517	Lake Land	220	1,716	1,768	0	75	0	0	0	3,779
536	Lewis & Clark	235	1,777	835	35	135	0	0	0	3,017
526	Lincoln Land	372	2,332	1,240	1	256	0	0	0	4,201
530	Logan	21	2,210	1,708	1	722	0	0	0	4,662
528	McHenry	96	1,877	799	0	1	0	0	0	2,773
524	Moraine Valley	0	4,601	3,915	0	167	0	0	0	8,683
527	Morton	6	1,501	740	10	29	0	0	0	2,286
535	Oakton	0	2,321	958	1	67	0	0	0	3,347
505	Parkland	115	2,588	1,832	0	88	0	0	0	4,623
515	Prairie State	74	3,196	752	0	0	0	0	0	4,022
521	Rend Lake	0	1,166	580	0	65	0	0	0	1,811
537	Richland	3	1,079	778	28	13	0	0	0	1,901
511	Rock Valley	37	2,929	1,579	0	1,562	0	0	0	6,107
518	Sandburg	11	969	1,048	0	96	0	0	0	2,124
506	Sauk Valley	5	766	603	0	0	0	0	0	1,374
531	Shawnee	78	474	356	62	17	0	0	0	987
510	South Suburban	0	1,715	2,156	3	428	0	0	0	4,302
533	Southeastern	2	765	444	9	80	0	0	0	1,300
522	Southwestern*	0	3,460	3,417	4	6	0	0	0	6,887
534	Spoon River	169	669	172	0	17	0	0	0	1,027
504	Triton	1,493	2,592	2,785	0	271	0	0	0	7,141
516	Waubonsee	297	1,186	959	32	5	0	0	0	2,479
539	Wood	<u>0</u>	<u>720</u>	<u>432</u>	<u>52</u>	<u>0</u>	<u>0</u>	<u>0</u>	<u>0</u>	<u>1,204</u>
	TOTALS	11,729	92,085	57,564	3,933	7,140	0	0	0	172,451

\* Formerly Belleville Area College

SOURCE OF DATA: Fall Enrollment (E1 Records) - reflects enrollments as of the fall term census date (end of registration).  
Will not reflect enrollments in courses that have a starting date later than the census date - particularly those in adult education.

Illinois Community College Board

Table I-9

SUMMARY OF OPENING FALL 2002 STUDENT HEADCOUNT ENROLLMENT  
BY INSTRUCTIONAL PROGRAM AREA AND STUDENT LEVEL

**SOPHOMORE LEVEL**

Dist. No.	District/College	General Associates	Bacc/Transfer	Occupational	General Studies	Voc Skills	Adult Basic Ed	Adult Sec Ed	Eng as a Second Language	Total
503	Black Hawk	6	940	697	0	7	0	0	0	1,650
508	Chicago	(1,352)	(3,620)	(2,163)	(0)	(42)	(0)	(0)	(0)	(7,177)
	Daley	5	799	359	0	0	0	0	0	1,163
	Kennedy-King	18	320	409	0	1	0	0	0	748
	Malcolm X	74	357	410	0	14	0	0	0	855
	Olive-Harvey	27	525	279	0	6	0	0	0	837
	Truman	179	481	286	0	9	0	0	0	955
	Washington	103	928	285	0	3	0	0	0	1,319
	Wilbur Wright	946	210	135	0	9	0	0	0	1,300
507	Danville	0	146	114	0	19	0	0	0	279
502	DuPage	39	2,826	2,103	466	242	0	0	0	5,676
509	Elgin	40	636	462	0	13	0	0	0	1,151
512	Harper	0	1,686	1,049	0	0	0	0	0	2,735
540	Heartland	0	2,227	341	0	298	0	0	0	2,866
519	Highland	3	334	203	0	0	0	0	0	540
514	Illinois Central	387	1,241	972	2	0	0	0	0	2,602
529	Illinois Eastern	(96)	(891)	(765)	(0)	(224)	(0)	(0)	(0)	(1,976)
	Frontier	10	231	86	0	183	0	0	0	510
	Lincoln Trail	49	150	142	0	2	0	0	0	343
	Olney Central	13	260	216	0	0	0	0	0	489
	Wabash Valley	24	250	321	0	39	0	0	0	634
513	Illinois Valley	46	463	478	64	0	0	0	0	1,051
525	Joliet	62	1,622	1,252	1	16	0	0	0	2,953
520	Kankakee	29	284	331	1	3	0	0	0	648
501	Kaskaskia	66	339	508	0	2	0	0	0	915
523	Kishwaukee	0	349	233	1	1	0	0	0	584
532	Lake County	0	2,054	1,447	20	47	0	0	0	3,568
517	Lake Land	66	638	813	0	13	0	0	0	1,530
536	Lewis & Clark	74	748	582	16	25	0	0	0	1,445
526	Lincoln Land	305	937	663	0	34	0	0	0	1,939
530	Logan	6	649	520	0	38	0	0	0	1,213
528	McHenry	31	811	263	0	0	0	0	0	1,105
524	Moraine Valley	0	1,354	1,833	0	19	0	0	0	3,206
527	Morton	3	612	273	1	2	0	0	0	891
535	Oakton	0	1,016	492	0	1	0	0	0	1,509
505	Parkland	78	1,650	1,252	0	20	0	0	0	3,000
515	Prairie State	9	386	57	0	0	0	0	0	452
521	Rend Lake	0	579	447	0	18	0	0	0	1,044
537	Richland	5	629	429	4	2	0	0	0	1,069
511	Rock Valley	1	218	190	0	30	0	0	0	439
518	Sandburg	1	222	362	0	8	0	0	0	593
506	Sauk Valley	4	313	315	0	0	0	0	0	632
531	Shawnee	25	308	221	15	11	0	0	0	580
510	South Suburban	0	727	1,055	0	30	0	0	0	1,812
533	Southeastern	5	329	281	0	21	0	0	0	636
522	Southwestern*	0	1,963	1,655	3	1	0	0	0	3,622
534	Spoon River	55	289	112	0	0	0	0	0	456
504	Triton	302	1,105	1,241	0	10	0	0	0	2,658
516	Waubonsee	54	664	419	14	2	0	0	0	1,153
539	Wood	<u>0</u>	<u>428</u>	<u>298</u>	<u>8</u>	<u>0</u>	<u>0</u>	<u>0</u>	<u>0</u>	<u>734</u>
	TOTALS	3,150	36,233	26,891	616	1,199	0	0	0	68,089

\* Formerly Belleville Area College

SOURCE OF DATA: Fall Enrollment (E1 Records) - reflects enrollments as of the fall term census date (end of registration).  
Will not reflect enrollments in courses that have a starting date later than the census date - particularly those in adult education.

Illinois Community College Board  
Table I-9  
SUMMARY OF OPENING FALL 2002 STUDENT HEADCOUNT ENROLLMENT  
BY INSTRUCTIONAL PROGRAM AREA AND STUDENT LEVEL

**HIGH SCHOOL LEVEL**

Dist. No.	District/College	General Associates	Bacc/Transfer	Occupational	General Studies	Voc Skills	Adult Basic Ed	Adult Sec Ed	Eng as a Second Language	Total
503	Black Hawk	0	19	23	0	0	0	0	0	42
508	Chicago	(37)	(116)	(94)	(0)	(0)	(0)	(0)	(0)	(247)
	Daley	0	24	8	0	0	0	0	0	32
	Kennedy-King	0	0	43	0	0	0	0	0	43
	Malcolm X	0	0	0	0	0	0	0	0	0
	Olive-Harvey	0	46	0	0	0	0	0	0	46
	Truman	1	1	0	0	0	0	0	0	2
	Washington	4	44	2	0	0	0	0	0	50
	Wilbur Wright	32	1	41	0	0	0	0	0	74
507	Danville	0	0	0	0	0	0	0	0	0
502	DuPage	0	4	1	0	0	0	0	0	5
509	Elgin	16	118	219	0	18	0	0	0	371
512	Harper	0	100	245	0	0	0	0	0	345
540	Heartland	0	0	0	0	0	0	0	0	0
519	Highland	0	73	8	0	0	0	0	0	81
514	Illinois Central	473	219	87	4	0	0	0	0	783
529	Illinois Eastern	(0)	(0)	(0)	(0)	(0)	(0)	(0)	(0)	(0)
	Frontier	0	0	0	0	0	0	0	0	0
	Lincoln Trail	0	0	0	0	0	0	0	0	0
	Olney	0	0	0	0	0	0	0	0	0
	Wabash Valley	0	0	0	0	0	0	0	0	0
513	Illinois Valley	0	0	0	0	0	0	0	0	0
525	Joliet	119	0	0	0	0	0	0	0	119
520	Kankakee	1	83	10	0	0	0	0	0	94
501	Kaskaskia	1	92	504	0	0	0	0	0	597
523	Kishwaukee	0	47	2	1	0	0	0	0	50
532	Lake County	0	61	11	3	4	0	0	0	79
517	Lake Land	0	621	16	0	2	0	0	0	639
536	Lewis & Clark	0	1,184	910	3	0	0	0	0	2,097
526	Lincoln Land	3	416	39	0	64	0	0	0	522
530	Logan	0	0	0	0	0	0	0	0	0
528	McHenry	1	17	100	0	0	0	0	0	118
524	Moraine Valley	0	1	0	0	0	0	0	0	1
527	Morton	0	0	0	0	0	0	0	0	0
535	Oakton	0	35	10	0	0	0	0	0	45
505	Parkland	1	14	135	0	0	0	0	0	150
515	Prairie State	0	0	0	0	0	0	0	0	0
521	Rend Lake	0	0	0	0	0	0	0	0	0
537	Richland	0	213	26	41	0	0	0	0	280
511	Rock Valley	12	352	105	0	408	0	0	0	877
518	Sandburg	0	2	0	0	0	0	0	0	2
506	Sauk Valley	1	44	1	0	4	0	0	0	50
531	Shawnee	7	123	33	1	3	0	0	0	167
510	South Suburban	0	28	31	0	0	0	0	0	59
533	Southeastern	0	39	151	1	152	0	0	0	343
522	Southwestern*	0	199	203	0	0	0	0	0	402
534	Spoon River	1	110	74	0	1	0	0	0	186
504	Triton	0	919	43	0	1	0	0	0	963
516	Waubensee	0	0	0	0	0	0	0	0	0
539	Wood	<u>0</u>	<u>94</u>	<u>19</u>	<u>3</u>	<u>0</u>	<u>0</u>	<u>0</u>	<u>0</u>	<u>116</u>
	TOTALS	673	5,343	3,100	57	657	0	0	0	9,830

\* Formerly Belleville Area College

SOURCE OF DATA: Fall Enrollment (E1 Records) - reflects enrollments as of the fall term census date (end of registration). Will not reflect enrollments in courses that have a starting date later than the census date - particularly those in adult education.

Illinois Community College Board  
Table I-9  
SUMMARY OF OPENING FALL 2002 STUDENT HEADCOUNT ENROLLMENT  
BY INSTRUCTIONAL PROGRAM AREA AND STUDENT LEVEL

**UNCLASSIFIED LEVEL**

Dist. No.	District/College	General Associates	Bacc/Transfer	Occupational	General Studies	Voc Skills	Adult Basic Ed	Adult Sec Ed	Eng as a Second Language	Total
503	Black Hawk	2	224	191	0	255	21	27	227	947
508	Chicago	(2,106)	(4,409)	(1,601)	(255)	(2,096)	(7,431)	(2,282)	(18,502)	(38,682)
	Daley	41	882	255	165	337	900	271	3,660	6,511
	Kennedy-King	20	339	331	9	124	1,525	103	539	2,990
	Malcolm X	133	389	115	22	119	1,924	625	1,897	5,224
	Olive-Harvey	152	396	94	4	458	1,622	222	725	3,673
	Truman	359	794	121	7	246	628	661	8,588	11,404
	Washington	375	1,294	598	46	159	3	24	2	2,501
	Wilbur Wright	1,026	315	87	2	653	829	376	3,091	6,379
507	Danville	0	76	54	0	22	49	18	26	245
502	DuPage	9	1,264	1,691	1,751	477	232	464	2,743	8,631
509	Elgin	26	543	694	0	42	146	114	1,817	3,382
512	Harper	0	919	881	0	0	123	86	1,475	3,484
540	Heartland	0	206	29	0	33	34	0	7	309
519	Highland	6	103	53	225	221	0	0	0	608
514	Illinois Central	392	725	987	79	1	128	67	50	2,429
529	Illinois Eastern	(6)	(202)	(341)	(0)	(50)	(152)	(84)	(36)	(871)
	Frontier	1	74	35	0	43	23	31	25	232
	Lincoln Trail	1	49	12	0	2	59	0	0	123
	Olney	0	32	17	0	0	70	44	0	163
	Wabash Valley	4	47	277	0	5	0	9	11	353
513	Illinois Valley	7	36	114	45	0	36	60	23	321
525	Joliet	41	488	312	240	48	330	288	698	2,445
520	Kankakee	10	303	296	26	170	2	14	1	822
501	Kaskaskia	107	401	513	1	0	5	0	5	1,032
523	Kishwaukee	0	203	100	3	9	43	66	185	609
532	Lake County	0	778	1,319	121	99	258	185	1,931	4,691
517	Lake Land	13	290	180	0	32	0	2	8	525
536	Lewis & Clark	15	119	106	17	10	103	167	25	562
526	Lincoln Land	42	203	124	2	73	1	11	2	458
530	Logan	1	104	98	0	30	126	88	0	447
528	McHenry	32	838	560	0	0	18	15	42	1,505
524	Moraine Valley	0	416	701	0	43	155	267	1,008	2,590
527	Morton	0	68	53	4	4	273	50	1,304	1,756
535	Oakton	0	3,108	1,811	23	1,330	48	101	99	6,520
505	Parkland	58	770	602	0	86	102	64	84	1,766
515	Prairie State	2	136	14	12	73	203	33	54	527
521	Rend Lake	0	140	54	0	79	0	3	1	277
537	Richland	2	159	151	4	1	1	0	0	318
511	Rock Valley	3	502	246	0	532	111	94	105	1,593
518	Sandburg	2	112	140	0	248	46	164	10	722
506	Sauk Valley	2	275	56	0	197	1	1	0	532
531	Shawnee	11	56	70	81	58	9	24	15	324
510	South Suburban	0	241	326	0	163	6	1	87	824
533	Southeastern	0	155	96	9	100	48	17	0	425
522	Southwestern*	0	920	890	5	0	411	373	123	2,722
534	Spoon River	24	157	64	0	41	68	55	11	420
504	Triton	34	334	314	0	665	333	290	2,132	4,102
516	Waubonsee	95	1,025	1,232	388	83	155	94	1,586	4,658
539	Wood	0	79	65	24	0	43	27	16	254
	<b>TOTALS</b>	<b>3,048</b>	<b>21,087</b>	<b>17,129</b>	<b>3,315</b>	<b>7,371</b>	<b>11,251</b>	<b>5,696</b>	<b>34,438</b>	<b>103,335</b>

\* Formerly Belleville Area College

SOURCE OF DATA: Fall Enrollment (E1 Records) - reflects enrollments as of the fall term census date (end of registration). Will not reflect enrollments in courses that have a starting date later than the census date - particularly those in adult education.



Illinois Community College Board  
Table I-10  
SUMMARY OF OPENING FALL TERM STUDENT HEADCOUNT ENROLLMENT  
FALL 1993 THROUGH FALL 2002

Dist No.	District/College	Fall 1993	Fall 1994	Fall 1995	Fall 1996	Fall 1997	Fall 1998	Fall 1999	Fall 2000	Fall 2001	Fall 2002
503	Black Hawk	6,721	6,943	6,354	6,390	6,532	6,536	6,473	6,118	6,248	6,350
508	Chicago	(73,904)	(71,598)	(68,233)	(69,189)	(70,717)	(69,389)	(66,797)	(66,396)	(66,109)	(66,720)
	City-Wide	---	---	---	---	---	---	---	---	---	---
	Daley	8,072	8,992	8,835	9,445	10,067	9,834	9,800	9,532	10,068	10,654
	Kennedy-King	8,571	6,042	7,071	6,644	7,111	7,117	6,681	6,029	5,371	5,862
	Malcolm X	11,805	11,077	9,637	9,172	9,348	8,791	8,561	8,638	8,519	8,329
	Olive-Harvey	6,655	6,102	6,110	6,887	7,375	7,693	7,778	6,569	6,388	6,253
	Truman	15,566	15,675	14,883	15,644	16,009	15,048	14,147	15,466	15,584	15,280
	Washington	11,235	12,028	9,741	9,104	8,531	8,434	8,270	8,147	7,946	8,193
	Wilbur Wright	12,000	11,682	11,956	12,293	12,276	12,472	11,560	12,015	12,233	12,149
507	Danville	3,182	2,857	2,716	2,662	2,633	2,586	2,461	2,505	2,585	2,589
502	DuPage	31,132	30,237	29,888	29,698	28,989	28,968	29,032	28,862	29,423	30,235
509	Elgin	9,126	9,175	8,589	9,104	9,181	9,549	9,513	10,171	9,636	10,148
512	Harper	16,212	15,560	15,106	15,041	15,690	14,986	14,817	15,021	14,514	14,482
540	Heartland	2,349	2,779	3,072	3,343	3,534	3,637	3,932	4,205	4,558	4,566
519	Highland	2,614	2,678	2,662	2,536	2,603	2,504	2,493	2,595	2,541	2,514
514	Illinois Central	12,297	11,696	11,839	11,520	11,724	11,486	11,145	11,053	11,083	11,468
529	Illinois Eastern	(6,780)	(6,818)	(6,540)	(6,107)	(7,334)	(7,010)	(7,334)	(7,867)	(7,273)	(8,653)
	Frontier	1,890	2,093	1,904	2,302	1,893	1,652	1,819	1,519	1,913	2,177
	Lincoln Trail	1,152	1,114	1,127	1,216	1,339	1,279	1,303	1,279	1,100	1,355
	Olney Central	1,481	1,536	1,486	1,128	1,427	1,381	1,417	1,648	1,617	1,631
	Wabash Valley	2,257	2,075	2,023	1,461	2,675	2,698	2,795	3,421	2,643	3,490
513	Illinois Valley	4,174	3,971	3,947	3,902	3,919	3,678	4,135	3,794	3,673	3,873
525	Joliet	10,336	10,369	10,248	10,414	10,647	11,137	10,858	11,334	12,089	12,904
520	Kankakee	3,888	3,853	3,924	3,818	3,696	3,685	3,643	3,120	3,164	3,475
501	Kaskaskia	3,379	3,247	2,916	2,996	2,687	2,993	2,857	2,676	3,097	3,722
523	Kishwaukee	3,243	3,244	3,268	3,054	3,146	3,164	3,612	3,663	3,883	3,950
532	Lake County	14,162	13,755	13,510	13,453	13,577	13,733	13,880	14,441	12,917	15,457
517	Lake Land	4,763	4,831	4,734	4,710	5,182	5,388	5,606	5,925	6,102	6,473
536	Lewis & Clark	5,441	5,534	5,303	5,408	5,421	5,992	6,104	6,629	6,985	7,121
526	Lincoln Land	7,943	8,220	8,609	7,930	7,958	7,112	6,993	6,789	6,883	7,120
530	Logan	5,440	5,469	5,432	5,677	6,159	6,163	6,241	7,675	6,546	6,322
528	Mc Henry	4,797	4,841	4,933	4,808	5,071	5,050	5,108	5,086	5,747	5,501
541	Metropolitan*	1,255	982	886	838	1,095	776	---	---	---	---
524	Moraine Valley	13,826	13,273	12,813	13,234	13,347	13,417	14,414	12,972	14,033	14,480
527	Morton	4,214	3,977	3,760	4,283	4,222	4,223	4,348	4,465	4,328	4,933
535	Oakton	12,796	11,634	12,074	11,573	11,103	10,881	10,928	11,551	10,792	11,421
505	Parkland	8,869	8,463	8,403	8,074	7,848	7,937	8,143	8,026	8,482	9,539
515	Prairie State	5,368	5,305	5,191	5,559	5,471	5,275	5,188	4,795	4,428	5,001
521	Rend Lake	3,092	3,551	3,438	4,287	4,213	3,653	3,182	2,739	2,944	3,132
537	Richland	3,950	3,801	3,384	3,388	3,244	3,267	3,090	3,243	3,260	3,568
511	Rock Valley	9,113	8,905	8,228	8,027	8,188	8,254	6,352	7,699	8,542	9,016
518	Carl Sandburg	2,591	2,541	2,765	2,689	2,635	2,906	2,739	3,220	3,341	3,441
506	Sauk Valley	2,790	2,646	2,724	2,706	2,627	2,452	2,573	2,386	2,688	2,588
531	Shawnee	2,021	2,182	2,119	2,024	1,961	1,700	1,865	1,880	1,887	2,058
510	South Suburban	9,107	8,997	7,648	7,323	8,458	7,390	7,254	6,751	6,452	6,997
533	Southeastern	2,925	2,648	2,643	2,793	2,807	2,443	2,663	2,508	2,704	2,704
522	Southwestern**	14,624	14,314	13,923	13,298	13,144	12,288	13,757	13,351	13,307	13,633
534	Spoon River	2,077	1,860	1,950	1,922	1,785	1,813	1,861	1,894	1,909	2,089
504	Triton	15,308	15,485	15,362	17,576	16,799	17,815	18,697	16,927	14,848	14,864
516	Waubensee	6,768	6,797	6,552	6,787	7,000	7,021	7,276	7,602	7,890	8,290
539	John Wood	<u>2,140</u>	<u>1,943</u>	<u>2,030</u>	<u>2,010</u>	<u>2,209</u>	<u>2,265</u>	<u>2,309</u>	<u>2,167</u>	<u>2,111</u>	<u>2,308</u>
	TOTALS	354,717	346,979	337,716	340,151	344,556	340,522	339,673	340,101	339,002	353,705

\*Formerly State Community College

\*\*Formerly Belleville Area College

SOURCE OF DATA: Fall Enrollment (E1 Records) - reflects enrollment as of the fall term census date (end of registration). Will not reflect enrollments in courses that have a starting date later than the census date - particularly those in adult education.

Illinois Community College Board  
Table I-11  
SUMMARY OF OPENING FALL TERM STUDENT FTE ENROLLMENT  
FALL 1993 THROUGH FALL 2002

District/College	1993 FTE	1994 FTE	1995 FTE	1996 FTE	1997 FTE	1998 FTE	1999 FTE	2000 FTE	2001 FTE	2002 FTE
Black Hawk	4,134	4,209	3,906	4,013	3,983	4,015	3,980	3,810	3,880	4,081
East	---	---	---	---	---	---	---	---	---	---
Quad	---	---	---	---	---	---	---	---	---	---
Chicago	(41,819)	(39,058)	(37,655)	(38,955)	(42,632)	(40,110)	(37,605)	(36,766)	(37,005)	(37,776)
City-Wide	---	---	---	---	---	---	---	---	---	---
Daley	4,086	4,383	4,221	4,431	6,105	5,979	5,856	5,617	5,989	6,277
Kennedy-King	5,413	3,785	4,354	4,071	4,693	4,774	4,421	4,095	3,861	4,184
Malcolm X	7,962	6,441	6,167	6,138	7,078	6,780	6,625	6,808	6,170	5,872
Olive-Harvey	4,381	4,076	4,080	4,542	4,903	5,284	4,505	4,019	4,249	4,357
Truman	9,288	9,053	8,389	8,882	9,058	6,153	5,742	5,699	5,923	6,021
Washington	5,243	5,451	4,385	4,003	4,006	4,403	4,252	4,228	4,334	4,527
Wilbur Wright	5,446	5,869	6,059	6,887	6,788	6,736	6,206	6,299	6,479	6,539
Danville	2,022	1,836	1,762	1,724	1,686	1,633	1,521	1,527	1,616	1,630
DuPage	16,091	15,829	15,573	15,480	15,244	15,324	15,657	15,588	16,318	17,024
Elgin	4,320	4,349	4,182	4,455	4,534	4,588	4,538	4,732	4,578	4,918
Harper	7,997	7,780	7,523	7,582	7,970	7,797	7,751	7,713	7,474	7,856
Heartland	1,181	1,403	1,614	1,749	1,887	2,000	2,163	2,370	2,609	2,675
Highland	1,508	1,433	1,355	1,351	1,369	1,332	1,445	1,484	1,427	1,428
Illinois Central	6,487	6,208	6,141	6,145	6,373	6,301	6,139	6,091	6,221	6,537
Illinois Eastern	(3,419)	(3,473)	(3,278)	(3,277)	(3,594)	(3,400)	(3,485)	(3,583)	(3,348)	(3,686)
Frontier	555	577	491	612	509	485	519	457	523	626
Lincoln Trail	766	751	725	835	849	816	795	868	781	774
Olney Central	1,172	1,164	1,090	874	1,127	1,057	996	1,109	1,024	1,039
Wabash Valley	926	981	972	956	1,109	1,043	1,174	1,149	1,020	1,247
Illinois Valley	2,439	2,268	2,221	2,248	2,197	2,183	2,334	2,189	2,172	2,284
Joliet	5,379	5,468	5,453	5,535	5,607	5,854	5,839	5,849	6,391	6,944
Kankakee	1,957	1,971	1,985	1,932	1,898	1,932	1,868	1,664	1,683	1,789
Kaskaskia	2,237	2,143	1,952	1,953	1,901	2,022	1,929	1,902	2,032	2,405
Kishwaukee	1,851	1,839	1,903	1,826	1,903	1,933	2,165	2,200	2,326	2,384
Lake County	5,847	5,796	5,837	5,868	5,987	6,064	6,081	6,354	6,171	7,186
Lake Land	3,030	2,930	2,970	3,052	3,314	3,467	3,590	3,641	3,819	4,149
Lewis & Clark	2,782	2,792	2,726	2,836	2,879	2,968	2,880	2,908	3,006	3,282
Lincoln Land	3,939	3,991	4,046	3,981	4,001	3,898	3,928	3,570	3,894	4,026
Logan	3,585	3,596	3,566	3,654	3,635	3,389	3,429	3,356	3,406	3,346
Mc Henry	2,145	2,234	2,326	2,321	2,485	2,519	2,581	2,587	2,759	2,941
Metropolitan*	821	664	564	453	715	481	---	---	---	---
Moraine Valley	7,371	7,186	7,078	7,195	7,470	7,596	7,665	7,293	7,827	8,286
Morton	1,810	1,709	1,576	1,752	1,836	1,819	1,833	1,838	1,931	2,195
Oakton	5,544	5,293	5,636	5,327	5,122	4,971	5,100	5,365	5,261	5,385
Parkland	5,287	5,105	5,001	4,987	5,002	4,967	4,973	4,986	5,245	5,846
Prairie State	2,601	2,559	2,525	2,664	2,706	2,681	2,612	2,466	2,373	2,734
Rend Lake	1,961	2,013	2,010	2,195	2,007	1,880	1,830	1,787	1,895	1,988
Richland	2,059	1,881	1,695	1,770	1,766	1,750	1,656	1,764	1,796	2,087
Rock Valley	4,320	4,157	3,955	3,857	3,997	4,093	3,220	3,961	4,507	4,929
Carl Sandburg	1,530	1,460	1,591	1,542	1,512	1,576	1,541	1,661	1,781	1,999
Sauk Valley	1,611	1,496	1,500	1,466	1,444	1,366	1,442	1,366	1,565	1,533
Shawnee	1,375	1,346	1,334	1,251	1,247	1,024	1,236	1,182	1,258	1,371
South Suburban	4,270	4,217	3,631	3,615	4,090	3,644	3,572	3,446	3,386	3,799
Southeastern	1,842	1,751	1,688	1,744	1,756	1,496	1,613	1,580	1,532	1,493
Southwestern**	7,130	6,947	6,818	6,641	6,596	6,378	6,976	6,939	7,072	7,252
Spoon River	1,268	1,143	1,177	1,145	1,087	1,093	1,115	1,118	1,158	1,264
Triton	7,421	7,324	7,177	7,949	8,013	8,126	7,860	7,568	7,383	7,690
Waubensee	2,957	2,948	2,855	2,923	3,032	3,007	3,205	3,402	3,601	3,861
John Wood	<u>1,161</u>	<u>1,029</u>	<u>1,115</u>	<u>1,142</u>	<u>1,239</u>	<u>1,368</u>	<u>1,365</u>	<u>1,303</u>	<u>1,319</u>	<u>1,423</u>
TOTALS	186,508	180,834	177,440	179,552	185,715	182,042	179,722	178,908	183,024	193,485

ly State Community College  
rly Belleville Area College  
d 10/8/02

E OF DATA: Fall Enrollment (E1 Records) - reflects enrollment as of the fall term census date (end of registration). Will not reflect enrollments in courses that have a starting date later than the census date - particularly those in adult education.

## Section II

## FACULTY AND STAFF DATA

The tables in this section present data regarding faculty and staff employed by the public community colleges of Illinois. The salary and staff data were collected in fall 2002 and reflect averages for fiscal year 2003. Employee groups exclude those persons who are employed predominantly to provide services at a correctional facility.

Descriptions of the employee groups used in this section are provided below. These categories correspond with *Fiscal Management Manual* salaries expenditures codes.

- Faculty are individuals who spend more than one-half of their workload in the activity of teaching and providing instruction to students.
- Administrative Staff are line officers of the college who manage, conduct, and administer programs, staff, and operations of the board of trustees.
- Classified Staff include clerical and custodial/maintenance staff. Clerical personnel engage in the process of keeping records and processing information upon the request and direction of college professional staff. Custodial/maintenance staff engage in housekeeping and the maintenance or repair of college facilities and equipment.
- Other (nonteaching) Professional Staff include professional/technical, academic support, and supervisory staff. Professional/technical staff have specialized skills but do not directly support the process of teaching. Academic support staff exercise professional judgement and discretion and directly support the teaching and learning process. Supervisory staff have the duty, responsibility, or authority to recommend the employment, transfer, suspension, dismissal, promotion, assignment, reward, or discipline of other staff individuals both full- and part-time.

Figure 2 shows the headcount distribution of community college employees statewide by employee group: faculty (53.43 percent), other nonteaching professionals (13.92 percent), classified (28.17 percent), and administrators (4.48 percent).

Table II-1 lists the number of instructional teaching faculty by sex and employment status employed during fall 2002. Of the 16,972 teaching faculty employed in fall 2002, 4,369 were full-time faculty.

Table II-2 shows the total number of administrative staff by sex and employment status.

Table II-3 lists the number of full-time and part-time nonteaching professional staff by sex and employment status employed in each community college. Table II-4 provides the same information for classified or civil service type staff.

The average contractual base salaries paid to full-time teaching faculty, full-time administrative staff, and full-time nonteaching professionals are shown in Table II-5.

Table II-6 identifies the average class size for on-campus lecture/discussion classes and laboratory classes. Table II-7 shows a percent distribution of on-campus classes by size for each community college.

Illinois Community College Board

Table II-1

SUMMARY OF INSTRUCTIONAL TEACHING FACULTY (9 AND 12 MOS.) EMPLOYED IN ILLINOIS PUBLIC COMMUNITY COLLEGES BY SEX AND EMPLOYMENT STATUS DURING FALL 2002

Dist. No.	District/College	Full-Time		Total	Part-Time		Total	Grand	Grand
		Male	Female	FTE	Male	Female	FTE	Total Headcount	Total FTE
503	Black Hawk	68	72	140	94	110	29	344	169
508	Chicago	(266)	(261)	(527)	(728)	(848)	(1,287)	(2,103)	(1,814)
	Daley	37	23	60	108	125	192	293	252
	Kennedy-King	34	45	79	53	92	117	224	196
	Malcolm X	31	30	61	129	118	220	308	281
	Olive-Harvey	30	33	63	62	56	96	181	159
	Truman	41	46	87	122	190	296	399	383
	Washington	44	41	85	123	104	137	312	222
	Wilbur Wright	49	43	92	131	163	229	386	321
507	Danville	24	23	47	31	49	56	127	103
502	DuPage	130	153	283	465	517	473	1,265	756
509	Elgin	52	49	101	136	176	133	413	234
512	Harper	75	105	180	289	342	256	811	436
540	Heartland	31	31	62	104	104	78	270	140
519	Highland	32	13	45	47	93	42	185	87
514	Illinois Central	97	77	174	209	236	57	620	232
529	Illinois Eastern	(69)	(41)	(110)	(117)	(163)	(90)	(390)	(200)
	Frontier	2	2	4	55	90	41	149	45
	Lincoln Trail	16	10	26	13	18	10	57	36
	Olney Central	20	22	42	23	17	16	82	58
	Wabash Valley	31	7	38	26	38	23	102	61
513	Illinois Valley	38	44	82	75	62	104	219	186
525	Joliet	94	74	168	301	240	15	709	183
520	Kankakee	25	26	51	60	82	40	193	91
501	Kaskaskia	32	31	63	63	78	46	204	109
523	Kishwaukee	37	33	70	57	87	54	214	124
532	Lake County	84	92	176	380	403	261	959	437
517	Lake Land	50	52	102	88	108	54	299	157
536	Lewis & Clark	43	36	79	92	125	116	296	195
526	Lincoln Land	63	55	118	139	120	96	377	214
530	Logan	48	53	101	65	68	61	234	162
528	McHenry	47	40	87	100	104	63	291	150
524	Moraine Valley	75	86	161	342	314	202	817	363
527	Morton	25	23	48	87	103	25	238	73
535	Oakton	58	79	137	282	208	191	627	328
505	Parkland	93	79	172	165	174	130	511	302
515	Prairie State	37	42	79	43	71	43	193	122
521	Rend Lake	32	26	58	54	53	42	165	100
537	Richland	34	28	62	85	109	95	256	157
511	Rock Valley	79	68	147	94	70	54	311	201
518	Sandburg	30	36	66	80	85	70	231	136
506	Sauk Valley	33	20	53	61	61	35	175	88
531	Shawnee	14	28	42	54	90	53	186	95
510	South Suburban	48	65	113	118	133	50	364	163
533	Southeastern	34	19	53	59	75	67	187	120
522	Southwestern*	64	63	127	351	265	240	743	367
534	Spoon River	22	17	39	45	32	26	116	65
504	Triton	63	57	120	289	196	172	605	292
516	Waubensee	41	36	77	193	299	234	569	311
539	Wood	<u>21</u>	<u>28</u>	<u>49</u>	<u>54</u>	<u>52</u>	<u>41</u>	<u>155</u>	<u>90</u>
	TOTALS	2,208	2,161	4,369	6,096	6,505	5,183	16,972	9,554

\*Formerly Belleville Area College

SOURCE OF DATA: Fiscal Year 2003 Salary Submission (C1 & C2)

Illinois Community College Board

Table II-2

SUMMARY OF ADMINISTRATIVE STAFF EMPLOYED IN  
ILLINOIS PUBLIC COMMUNITY COLLEGES BY SEX AND EMPLOYMENT STATUS DURING FALL 2002

Dist. No.	District/College	Full-Time		Total	Part-Time		Total	Grand	Grand
		Male	Female	Full-Time FTE	Male	Female	Part-Time FTE	Total Headcount	Total FTE
503	Black Hawk	6	3	9	0	0	0	9	9
508	Chicago*	(50)	(68)	(118)	(0)	(0)	(0)	(118)	(118)
	Daley	7	5	12	0	0	0	12	12
	Kennedy-King	6	10	16	0	0	0	16	16
	Malcolm X	6	7	13	0	0	0	13	13
	Olive-Harvey	4	9	13	0	0	0	13	13
	Truman	6	6	12	0	0	0	12	12
	Washington	5	8	13	0	0	0	13	13
	Wright	5	11	16	0	0	0	16	16
507	Danville	14	22	36	0	2	1	38	37
502	DuPage	21	23	44	2	0	1	46	45
509	Elgin	18	32	50	2	0	1	52	51
512	Harper	18	22	40	0	0	0	40	40
540	Heartland	16	17	33	0	0	0	33	33
519	Highland	14	11	25	1	5	3	31	28
514	Illinois Central	17	13	30	0	0	0	30	30
529	Illinois Eastern*	(14)	(19)	(33)	(0)	(0)	(0)	(33)	(33)
	Frontier	4	3	7	0	0	0	7	7
	Lincoln Trail	1	4	5	0	0	0	5	5
	Olney	2	4	6	0	0	0	6	6
	Wabash	3	4	7	0	0	0	7	7
513	Illinois Valley	11	14	25	0	1	1	26	26
525	Joliet	32	35	67	4	3	4	74	71
520	Kankakee	27	37	64	2	0	1	66	65
501	Kaskaskia	15	35	50	0	0	0	50	50
523	Kishwaukee	8	8	16	0	0	0	16	16
532	Lake County	24	33	57	0	0	0	57	57
517	Lake Land	8	10	18	0	2	2	20	20
536	Lewis & Clark	19	29	48	1	0	0	49	48
526	Lincoln Land	25	37	62	0	0	0	62	62
530	Logan	19	23	42	0	0	0	42	42
528	McHenry	22	20	42	0	2	1	44	43
524	Moraine Valley	13	14	27	0	0	0	27	27
527	Morton	5	8	13	0	0	0	13	13
535	Oakton	11	20	31	0	1	0	32	31
505	Parkland	18	20	38	0	0	0	38	38
515	Prairie State	10	17	27	0	0	0	27	27
521	Rend Lake	11	16	27	0	0	0	27	27
537	Richland	10	21	31	0	0	0	31	31
511	Rock Valley	24	18	42	0	0	0	42	42
518	Sandburg	9	14	23	0	0	0	23	23
506	Sauk Valley	10	11	21	0	0	0	21	21
531	Shawnee	10	9	19	1	0	0	20	19
510	South Suburban	15	15	30	0	0	0	30	30
533	Southeastern	12	13	25	0	1	1	26	26
522	Southwestern**	12	11	23	1	3	3	27	26
534	Spoon River	6	7	13	0	0	0	13	13
504	Triton	15	17	32	0	0	0	32	32
516	Waubonsee	13	15	28	0	0	0	28	28
539	Wood	13	17	30	0	0	0	30	30
	TOTALS	615	774	1,389	14	20	18	1,423	1,407

\*District Totals include central administration staff.

\*\*Formerly Belleville Area College

SOURCE OF DATA: Fiscal Year 2003 Salary Submission (C1 & C2)

Illinois Community College Board

Table II-3

SUMMARY OF OTHER NONTEACHING PROFESSIONAL\* STAFF (9 AND 12 MONTH) EMPLOYED IN ILLINOIS PUBLIC COMMUNITY COLLEGES BY SEX AND EMPLOYMENT STATUS DURING FALL 2002

Dist. No.	District/College	Full-Time		Total Full-Time	Part-Time		Total Part-Time	Grand Total	Grand Total
		Male	Female	FTE	Male	Female	FTE	Headcount	FTE
503	Black Hawk	54	102	156	1	1	0	158	156
508	Chicago**	(132)	(240)	(372)	(20)	(23)	(32)	(415)	(404)
	Daley	18	27	45	6	9	11	60	56
	Kennedy-King	18	45	63	2	2	3	67	66
	Malcolm X	18	24	42	3	1	3	46	45
	Olive-Harvey	11	32	43	2	1	2	46	45
	Truman	17	27	44	3	5	6	52	50
	Washington	16	33	49	0	0	0	49	49
	Wright	9	19	28	1	3	3	32	31
507	Danville	13	23	36	0	1	0	37	36
502	DuPage	134	184	318	0	1	1	319	319
509	Elgin	28	47	75	15	41	28	131	103
512	Harper	81	105	186	1	20	13	207	199
540	Heartland	11	35	46	3	11	8	60	54
519	Highland	10	14	24	0	0	0	24	24
514	Illinois Central	47	93	140	56	57	11	253	151
529	Illinois Eastern**	(34)	(70)	(104)	(0)	(0)	(0)	(104)	(104)
	Frontier	8	7	15	0	0	0	15	15
	Lincoln Trail	6	10	16	0	0	0	16	16
	Olney	4	13	17	0	0	0	17	17
	Wabash	6	10	16	0	0	0	16	16
513	Illinois Valley	21	31	52	5	3	3	60	55
525	Joliet	18	11	29	29	46	28	104	57
520	Kankakee	14	37	51	4	5	5	60	56
501	Kaskaskia	3	6	9	2	4	4	15	13
523	Kishwaukee	16	44	60	13	32	19	105	79
532	Lake County	45	80	125	0	0	0	125	125
517	Lake Land	28	51	79	31	17	23	127	102
536	Lewis & Clark	23	41	64	1	2	0	67	64
526	Lincoln Land	32	68	100	4	13	11	117	111
530	Logan	39	51	90	2	7	5	99	95
528	McHenry	31	73	104	2	5	4	111	108
524	Moraine Valley	43	95	138	0	0	0	138	138
527	Morton	15	14	29	0	0	0	29	29
535	Oakton	31	78	109	4	15	284	128	393
505	Parkland	48	84	132	23	19	14	174	146
515	Prairie State	13	24	37	0	0	0	37	37
521	Rend Lake	13	50	63	32	75	0	170	63
537	Richland	6	24	30	2	3	3	35	33
511	Rock Valley	27	29	56	0	6	3	62	59
518	Sandburg	24	39	63	1	4	0	69	64
506	Sauk Valley	10	16	26	10	11	11	47	37
531	Shawnee	16	22	38	0	0	0	38	38
510	South Suburban	22	42	64	0	0	0	64	64
533	Southeastern	5	10	15	10	44	27	69	42
522	Southwestern***	34	52	86	75	176	125	337	211
534	Spoon River	12	21	33	0	6	0	39	33
504	Triton	32	52	84	0	0	0	84	84
516	Waubonsee	23	32	55	44	59	62	158	117
539	Wood	<u>15</u>	<u>25</u>	<u>40</u>	<u>1</u>	<u>5</u>	<u>4</u>	<u>46</u>	<u>44</u>
	TOTALS	1,203	2,115	3,318	391	712	729	4,422	4,048

\*Other nonteaching professional staff include professional/technical, academic support, and supervisory staff.

\*\*District Totals include central administration staff.

\*\*\*Formerly Belleville Area College

SOURCE OF DATA: Fiscal Year 2003 Salary Submission (C1 & C2)

Illinois Community College Board  
Table II-4  
SUMMARY OF CIVIL SERVICE OR CLASSIFIED STAFF EMPLOYED IN  
ILLINOIS PUBLIC COMMUNITY COLLEGES BY SEX AND EMPLOYMENT STATUS DURING FALL 2002

Dist. No.	District/College	Full-Time		Part-Time		Total Full-Time	Total Part-Time	Grand Total	Grand Total
		Male	Female	FTE	Male	Female	FTE	Headcount	FTE
503	Black Hawk	23	73	96	34	78	31	208	127
508	Chicago*	(159)	(448)	(607)	(680)	(678)	(882)	(1,965)	(1,489)
	Daley	4	63	67	108	86	123	261	190
	Kennedy-King	8	44	52	120	123	156	295	208
	Malcolm X	38	46	84	73	87	104	244	188
	Olive-Harvey	4	53	57	66	66	85	189	142
	Truman	35	59	94	104	78	117	276	211
	Washington	23	78	101	77	90	112	268	213
	Wright	41	74	115	101	101	133	317	248
507	Danville	19	45	64	1	6	4	71	68
502	DuPage	78	129	207	187	569	331	963	538
509	Elgin	30	76	106	28	66	47	200	153
512	Harper	88	147	235	6	47	30	288	265
540	Heartland	7	28	35	0	8	5	43	40
519	Highland	16	24	40	5	18	11	63	51
514	Illinois Central	54	135	189	52	167	109	408	298
529	Illinois Eastern*	(15)	(62)	(77)	(36)	(65)	(56)	(178)	(133)
	Frontier	2	10	12	3	7	5	22	17
	Lincoln Trail	5	8	13	8	15	13	36	26
	Olney	6	13	19	12	22	19	53	38
	Wabash	2	15	17	8	9	11	34	28
513	Illinois Valley	14	46	60	81	38	30	179	90
525	Joliet	35	69	104	43	206	78	353	182
520	Kankakee	12	53	65	25	62	44	152	109
501	Kaskaskia	13	27	40	14	49	42	103	82
523	Kishwaukee	22	43	65	6	8	6	79	71
532	Lake County	67	84	151	4	46	21	201	172
517	Lake Land	23	52	75	21	59	48	155	123
536	Lewis & Clark	17	51	68	7	17	9	92	77
526	Lincoln Land	35	79	114	1	20	12	135	126
530	Logan	37	83	120	11	16	14	147	134
528	McHenry	15	42	57	13	77	46	147	103
524	Moraine Valley	44	120	164	11	51	27	226	191
527	Morton	9	23	32	28	39	30	99	62
535	Oakton	50	62	112	38	75	62	225	174
505	Parkland	35	60	95	1	5	4	101	99
515	Prairie State	19	70	89	1	16	9	106	98
521	Rend Lake	26	30	56	13	8	0	77	56
537	Richland	7	52	59	13	13	13	85	72
511	Rock Valley	44	104	148	6	13	9	167	157
518	Sandburg	21	55	76	0	4	0	80	76
506	Sauk Valley	16	30	46	3	9	8	58	54
531	Shawnee	11	26	37	6	11	0	54	37
510	South Suburban	32	70	102	2	4	3	108	105
533	Southeastern	10	23	33	4	4	4	41	37
522	Southwestern**	44	98	142	99	153	189	394	331
534	Spoon River	6	21	27	5	21	0	53	27
504	Triton	91	142	233	171	222	261	626	494
516	Waubonsee	4	66	70	54	131	121	255	191
539	Wood	6	39	45	4	16	10	65	55
	TOTALS	1,254	2,887	4,141	1,714	3,095	2,605	8,950	6,746

\*District Totals include central administration staff.

\*\*Formerly Belleville Area College

SOURCE OF DATA: Fiscal Year 2003 Salary Submission (C1 & C2)

Illinois Community College Board  
Table II-5

FISCAL YEAR 2003 AVERAGE CONTRACTUAL BASE SALARIES FOR FULL-TIME TEACHING  
FACULTY ( 9 MOS), ADMINISTRATIVE STAFF (12 MOS) AND NONTEACHING PROFESSIONAL STAFF (12 MOS)  
IN ILLINOIS PUBLIC COMMUNITY COLLEGES

Dist. No.	District	Average Salary 9-Month <u>Faculty</u>	Average Salary 12-Month <u>Administrative</u>	Average Salary 12-Month Other <u>Professional*</u>
503	Black Hawk	53,149	90,635	42,275
508	Chicago	67,920	87,940	48,203
507	Danville	42,209	55,392	30,733
502	DuPage	67,489	94,642	47,439
509	Elgin	74,914	72,769	47,042
512	Harper	58,395	93,978	49,945
540	Heartland	44,413	63,750	34,041
519	Highland	55,355	58,447	31,887
514	Illinois Central	45,744	71,661	37,623
529	Illinois Eastern	43,193	61,501	32,528
513	Illinois Valley	49,267	62,201	33,388
525	Joliet	59,740	62,310	40,074
520	Kankakee	56,980	54,624	33,913
501	Kaskaskia	45,064	42,230	31,078
523	Kishwaukee	43,971	73,431	37,280
532	Lake County	73,623	74,938	37,434
517	Lake Land	42,230	74,256	35,920
536	Lewis & Clark	52,546	60,221	34,478
526	Lincoln Land	60,828	60,307	36,348
530	Logan	53,940	61,743	36,610
528	McHenry	54,638	71,469	37,062
524	Moraine Valley	49,295	82,991	42,957
527	Morton	58,755	72,586	37,909
535	Oakton	67,470	90,411	48,863
505	Parkland	51,544	73,654	40,280
515	Prairie State	53,707	63,096	38,011
521	Rend Lake	46,172	57,986	30,321
537	Richland	45,232	60,328	32,443
511	Rock Valley	51,135	66,771	44,879
518	Sandburg	43,989	59,750	29,448
506	Sauk Valley	44,289	67,969	37,619
531	Shawnee	46,834	56,628	30,921
510	South Suburban	55,137	73,378	34,989
533	Southeastern	46,372	49,964	31,645
522	Southwestern**	48,744	77,450	48,102
534	Spoon River	44,229	59,509	32,395
504	Triton	61,940	72,760	46,152
516	Waubonsee	54,636	77,888	42,775
539	Wood	<u>42,289</u>	<u>55,906</u>	<u>31,040</u>
	AVERAGES	\$56,271	\$68,853	\$40,927

\* Nonteaching professional staff includes professional/technical, academic support, and supervisory staff who are not administrators.

\*\* Formerly Belleville Area College

SOURCE OF DATA: Fiscal Year 2003 Salary Submission (C1)



Illinois Community College Board  
 Table II-6  
 AVERAGE ON-CAMPUS CLASS BY TYPE\*  
 FALL 2002

Dist. No.	District/College	Lecture/ Discussion	Laboratory	Average Class Size**
503	Black Hawk	19.42	15.72	18.04
508	Chicago			
	Daley	20.70	19.61	20.56
	Kennedy-King	16.96	11.86	16.82
	Malcolm X	17.25	DNA	17.25
	Olive-Harvey	19.94	DNA	19.94
	Truman	19.21	DNA	19.21
	Washington	21.81	DNA	21.81
	Wright	23.18	19.00	23.18
507	Danville	13.58	13.41	13.57
502	DuPage	19.27	15.92	18.89
509	Elgin	20.01	13.77	17.65
512	Harper	21.14	17.35	20.97
540	Heartland	13.27	DNA	13.27
519	Highland	15.42	12.22	14.63
514	Illinois Central	18.47	16.19	18.17
529	Illinois Eastern			
	Frontier	DNA	DNA	DNA
	Lincoln Trail	13.31	7.91	12.69
	Olney Central	13.82	10.88	13.51
	Wabash Valley	14.93	8.57	14.56
513	Illinois Valley	15.49	12.98	14.84
525	Joliet	16.82	DNA	16.82
520	Kankakee	15.29	14.43	14.93
501	Kaskaskia	18.10	11.15	16.08
523	Kishwaukee	18.65	10.91	15.26
532	Lake County	18.73	12.33	18.53
517	Lake Land	21.07	17.31	19.84
536	Lewis & Clark	17.94	11.06	15.25
526	Lincoln Land	18.91	15.51	17.50
530	Logan	19.40	13.75	17.96
528	McHenry	19.10	18.22	18.78
524	Moraine Valley	21.08	16.43	19.23
527	Morton	21.01	14.54	19.54
535	Oakton	18.77	13.67	17.41
505	Parkland	17.00	13.60	16.83
515	Prairie State	17.29	14.40	16.23
521	Rend Lake	16.37	DNA	16.37
537	Richland	13.49	3.40	13.39
511	Rock Valley	22.39	15.95	21.62
518	Sandburg	11.54	12.33	11.61
506	Sauk Valley	18.31	12.12	15.58
531	Shawnee	12.85	DNA	12.85
510	South Suburban	18.19	15.81	17.75
533	Southeastern	15.28	11.17	13.80
522	Southwestern***	17.03	13.56	16.20
534	Spoon River	14.19	11.93	13.47
504	Triton	18.04	13.53	17.15
516	Waubonsee	17.70	10.95	15.41
539	Wood	<u>15.39</u>	<u>13.39</u>	<u>14.99</u>
	AVERAGES	18.28	14.12	17.49

\*Adult Basic Education, Adult Secondary Education, and English as a Second Language classes are excluded.

\*\*Averages computed on enrollment in all instructional types, excluding Adult Basic Education, Adult Secondary Education, English as a Second Language, independent study and classes with only one student.

\*\*\*Formerly Belleville Area College

DNA = Data Not Available

SOURCE OF DATA: S3 and S6 Record Submissions

Illinois Community College Board  
Table II-7  
PERCENTAGE OF ON-CAMPUS CLASSES\* BY CLASS SIZE CATEGORIES  
FALL 2002

Dist. No.	District/College	Class Size Categories							Total Classes
		2-5	6-10	11-20	21-35	36-50	51-100	Over 100	
503	Black Hawk	5	16	38	41	1	0	0	796
508	Chicago								
	Daley	3	14	31	47	5	0	0	671
	Kennedy-King	9	21	36	32	2	0	0	500
	Malcolm X	16	18	25	39	2	0	0	522
	Olive-Harvey	5	17	26	48	4	0	0	451
	Truman	7	18	27	44	3	0	0	541
	Washington	8	11	19	56	6	0	0	756
	Wright	3	9	23	56	8	0	0	689
507	Danville	18	26	38	17	1	0	0	528
502	DuPage	12	12	33	39	3	1	0	2,676
509	Elgin	8	13	45	32	1	0	0	1,129
512	Harper	2	6	46	44	2	1	0	1,698
540	Heartland	7	15	78	0	0	0	0	41
519	Highland	16	25	34	20	4	1	0	579
514	Illinois Central	9	16	39	31	6	0	0	1,367
529	Illinois Eastern								
	Frontier	DNA	DNA	DNA	DNA	DNA	DNA	DNA	DNA
	Lincoln Trail	16	31	40	10	1	1	0	278
	Olney Central	12	32	37	19	0	0	0	398
	Wabash Valley	10	36	32	20	0	2	0	364
513	Illinois Valley	13	25	41	18	2	0	0	734
525	Joliet	8	20	41	31	0	0	0	1,296
520	Kankakee	9	26	44	20	2	0	0	669
501	Kaskaskia	18	22	29	26	4	0	1	493
523	Kishwaukee	10	26	40	23	2	0	0	729
532	Lake County	3	15	42	40	0	0	0	1,296
517	Lake Land	3	11	40	45	2	0	0	606
536	Lewis & Clark	14	15	44	28	0	0	0	776
526	Lincoln Land	6	16	39	38	1	0	0	794
530	Logan	8	19	42	27	2	1	1	1,140
528	McHenry	12	10	33	41	4	0	0	744
524	Moraine Valley	4	14	38	42	2	0	0	1,684
527	Morton	4	20	27	47	1	0	0	483
535	Oakton	6	16	48	28	1	0	0	1,757
505	Parkland	6	17	50	24	1	0	0	1,384
515	Prairie State	9	17	45	27	1	0	0	703
521	Rend Lake	11	20	42	24	2	1	0	681
537	Richland	20	25	37	18	0	1	0	528
511	Rock Valley	5	9	33	40	13	0	0	928
518	Sandburg	28	25	32	13	0	1	0	514
506	Sauk Valley	11	21	43	21	3	0	0	591
531	Shawnee	23	27	33	13	3	0	0	309
510	South Suburban	12	13	30	39	6	0	0	977
533	Southeastern	22	22	36	20	0	0	1	394
522	Southwestern**	6	22	48	21	2	0	0	1,631
534	Spoon River	13	26	44	17	0	0	0	169
504	Triton	8	16	44	31	1	0	0	1,934
516	Waubensee	15	21	37	27	0	0	0	873
539	Wood	8	26	41	25	0	0	0	332
	AVERAGES/TOTAL	9	17	39	32	2	0	0	39,133

\* All instructional type classes are reported, excluding ABE, ASE, ESL, independent study, and classes with only one student.

\*\*Formerly Belleville Area College

DNA = Data Not Available

SOURCE OF DATA: S3 and S6 Record Submissions

## Section III

## ANNUAL ENROLLMENT AND COMPLETION DATA

Section III includes data on annual enrollment and completions in fiscal year 2002 among Illinois public community colleges.

Table III-1 shows the annual unduplicated headcount enrollment by sex in Illinois public community colleges for fiscal year 2002.

Table III-2 shows the annual unduplicated headcount enrollment by program classification in Illinois public community colleges for fiscal year 2002.

Table III-3 contains more detailed data on fiscal year 2002 annual unduplicated enrollment through the use of the national program classification structure/classification of instructional program (PCS/CIP) coding system.

Table III-4 shows the fiscal year 2002 annual unduplicated enrollment by age category.

Table III-5 summarizes the fiscal year 2002 annual unduplicated enrollment by ethnic origin.

Table III-6 summarizes the highest degree previously earned for fiscal year 2002 Illinois public community college students.

Figure 3 shows the fiscal year 2002 annual duplicated completers in the following categories; transfer degrees (32.77 percent), occupational certificates (43.65 percent), occupational degrees (20.91 percent), general associate degrees (2.08 percent), and vocational skills and general studies certificates comprise the “other” category (0.59 percent).

Table III-7 lists the number of associate degrees awarded in transfer and general studies curricula and the number of general studies certificates awarded by each community college in fiscal year 2002.

Table III-8 shows the number of associate degrees and certificates awarded in occupational curricula and the number of vocational skills certificates awarded by each community college in fiscal year 2002.

Table III-9 contains more detailed data on collegiate-level fiscal year 2002 annual completers through the use of the national program classification structure/classification of instructional program (PCS/CIP) coding system.

Table III-10 shows the number of high school completions awarded by each community college in fiscal year 2002.

Table III-11 provides a summary of adult basic education and English as a Second Language completions by each community college during fiscal year 2002.

Tables III-12 through 19 depict annual unduplicated headcount enrollment data by ethnic origin for fiscal year 2002.

Illinois Community College Board

Table III-1

SUMMARY OF ANNUAL UNDUPLICATED HEADCOUNT ENROLLMENT BY SEX  
FOR FISCAL YEAR 2002

Dist No.	District/College	Male	Female	Total
503	Black Hawk	5,921	7,163	13,084
508	Chicago	(52,729)	(68,601)	(121,330)
	Daley	6,890	9,985	16,875
	Kennedy-King	3,396	6,763	10,159
	Malcolm X	8,708	8,781	17,489
	Olive-Harvey	3,805	6,611	10,416
	Truman	14,765	15,540	30,305
	Washington	7,011	8,894	15,905
	Wilbur Wright	8,154	12,027	20,181
507	Danville	2,052	3,607	5,659
502	DuPage	23,749	30,997	54,746
509	Elgin	8,155	10,108	18,263
512	Harper	10,806	14,141	24,947
540	Heartland	3,198	3,879	7,077
519	Highland	2,202	4,069	6,271
514	Illinois Central	8,586	10,223	18,809
529	Illinois Eastern	(14,878)	(9,638)	(24,516)
	Frontier	2,644	3,994	6,638
	Lincoln Trail	1,181	861	2,042
	Olney Central	1,116	1,643	2,759
	Wabash	9,937	3,140	13,077
513	Illinois Valley	3,464	3,780	7,244
525	Joliet	8,817	11,568	20,385
520	Kankakee	3,160	5,274	8,434
501	Kaskaskia	2,751	3,632	6,383
523	Kishwaukee	3,190	3,721	6,911
532	Lake County	11,556	14,154	25,710
517	Lake Land	8,974	5,155	14,129
536	Lewis & Clark	5,031	6,869	11,900
526	Lincoln Land	8,019	10,071	18,090
530	Logan	5,359	5,879	11,238
528	McHenry	5,144	6,445	11,589
524	Moraine Valley	12,266	14,652	26,918
527	Morton	2,785	4,255	7,040
535	Oakton	11,491	23,075	34,566
505	Parkland	6,693	8,430	15,123
515	Prairie State	4,347	6,042	10,389
521	Rend Lake	6,307	3,874	10,181
537	Richland	2,571	4,228	6,799
511	Rock Valley	6,536	8,600	15,136
518	Sandburg	2,550	3,486	6,036
506	Sauk Valley	2,191	2,722	4,913
531	Shawnee	2,125	3,172	5,297
510	South Suburban	5,860	9,535	15,395
533	Southeastern	3,488	2,419	5,907
522	Southwestern*	10,573	13,014	23,587
534	Spoon River	1,708	2,267	3,975
504	Triton	13,061	14,746	27,807
516	Waubonsee	7,450	8,923	16,373
539	Wood	<u>1,666</u>	<u>2,589</u>	<u>4,255</u>
	TOTALS	301,409	375,003	676,412

\*Formerly Belleville Area College

SOURCE OF DATA: A1 Record Submission

Illinois Community College Board  
Table III-2  
SUMMARY OF ANNUAL UNDUPLICATED HEADCOUNT ENROLLMENT  
BY PROGRAM CLASSIFICATION  
FOR FISCAL YEAR 2002

Dist. No.	District/College	Bacc/ Transfer	Vocational	Occupational	ABE	ASE	ESL	General Studies	General Associates	Total
503	Black Hawk	5,516	2,165	2,992	1,668	708	0	19	16	13,084
508	Chicago	(27,702)	(7,175)	(16,215)	(17,248)	(4,744)	(36,245)	(185)	(11,816)	(121,330)
	Daley	5,533	1,015	2,719	1,523	463	5,445	25	152	16,875
	Kennedy-King	1,997	463	3,086	3,310	183	919	17	184	10,159
	Malcolm X	2,534	735	1,577	6,036	1,042	4,601	16	948	17,489
	Olive-Harvey	3,063	857	1,305	2,635	650	1,188	14	704	10,416
	Truman	4,504	1,182	1,515	1,610	1,489	17,987	28	1,990	30,305
	Washington	8,128	892	4,940	130	115	23	74	1,603	15,905
	Wilbur Wright	1,943	2,031	1,073	2,004	802	6,082	11	6,235	20,181
507	Danville	2,106	1,529	1,557	257	154	56	0	0	5,659
502	DuPage	20,122	3,093	12,060	376	1,213	5,559	12,204	119	54,746
509	Elgin	7,351	597	5,047	663	411	3,620	0	574	18,263
512	Harper	13,074	0	7,833	434	371	3,235	0	0	24,947
540	Heartland	5,102	780	743	370	0	82	0	0	7,077
519	Highland	1,613	1,311	1,477	342	218	149	1,118	43	6,271
514	Illinois Central	7,239	15	6,748	450	320	73	251	3,713	18,809
529	Illinois Eastern	(5,064)	(4,729)	(13,374)	(392)	(289)	(47)	(0)	(621)	(24,516)
	Frontier	1,412	4,215	592	163	170	27	0	59	6,638
	Lincoln Trail	919	2	676	125	0	1	0	319	2,042
	Olney Central	1,305	64	1,115	92	88	1	0	94	2,759
	Wabash	1,428	448	10,991	12	31	18	0	149	13,077
513	Illinois Valley	2,219	0	2,522	131	681	101	1,169	421	7,244
525	Joliet	10,505	75	6,304	591	741	1,393	423	353	20,385
520	Kankakee	2,424	1,203	2,438	976	492	117	635	149	8,434
501	Kaskaskia	1,855	0	3,448	215	260	53	2	550	6,383
523	Kishwaukee	4,047	29	1,412	221	321	711	170	0	6,911
532	Lake County	10,391	569	9,463	675	576	3,450	586	0	25,710
517	Lake Land	5,361	3,151	4,380	208	315	56	0	658	14,129
536	Lewis & Clark	5,471	648	4,268	343	582	44	165	379	11,900
526	Lincoln Land	5,888	3,819	3,973	422	549	619	1	2,819	18,090
530	Logan	4,741	1,551	3,972	492	458	7	1	16	11,238
528	McHenry	5,404	2	2,966	351	393	2,269	0	204	11,589
524	Moraine Valley	9,960	1,075	12,524	431	1,050	1,878	0	0	26,918
527	Morton	2,915	106	1,311	382	53	2,218	27	28	7,040
535	Oakton	11,615	13,342	5,469	974	373	2,706	87	0	34,566
505	Parkland	7,801	820	4,957	681	456	63	0	345	15,123
515	Prairie State	5,337	1,927	1,611	387	129	717	0	281	10,389
521	Rend Lake	3,035	4,349	2,270	72	442	13	0	0	10,181
537	Richland	2,778	848	2,256	585	55	0	254	23	6,799
511	Rock Valley	8,055	1,232	3,420	1,318	372	693	1	45	15,136
518	Sandburg	2,389	1,071	2,008	58	468	27	0	15	6,036
506	Sauk Valley	2,408	540	1,375	204	201	167	0	18	4,913
531	Shawnee	1,522	1,373	1,168	349	239	46	506	94	5,297
510	South Suburban	4,213	2,917	5,690	797	702	1,075	1	0	15,395
533	Southeastern	2,554	991	1,796	372	77	0	110	7	5,907
522	Southwestern*	11,128	95	9,606	1,101	1,655	0	2	0	23,587
534	Spoon River	1,955	513	691	313	231	28	0	244	3,975
504	Triton	6,778	6,672	7,073	630	801	3,904	0	1,949	27,807
516	Waubensee	4,691	297	4,199	763	1,152	3,894	828	549	16,373
539	Wood	<u>2,312</u>	<u>2</u>	<u>1,165</u>	<u>183</u>	<u>208</u>	<u>25</u>	<u>357</u>	<u>3</u>	<u>4,255</u>
	TOTALS	244,641	70,611	181,781	36,425	22,460	75,340	19,102	26,052	676,412

\*Formerly Belleville Area College

SOURCE OF DATA: A1 Submission

Illinois Community College Board  
Table III-3  
ANNUAL UNDUPLICATED ENROLLMENT BY ACADEMIC PROGRAM BY COLLEGE  
FOR FISCAL YEAR 2002

Dist. No.	District/College	Bus Mktg/Mgmt 12 521401	Intern'l Bus Mktg 12 521403	Real Estate 12 521501	Bus/Admin Svcs Enrollm 12 529999	Associate in Arts	Associate in Arts & Science	Adult Basic Education	Associate in Engineering Science	Associate in Fine Arts	Associate in General Studies	Associate in Science
503	Black Hawk	0	0	0	0	4,118	0	1,668	0	0	16	799
508	Chicago	(0)	(0)	(30)	(2,489)	(18,302)	(0)	(17,248)	(73)	(6)	(11,816)	(4,015)
	Daley	0	0	14	829	4,244	0	1,523	19	0	152	937
	Kennedy-King	0	0	0	568	1,306	0	3,310	3	0	184	568
	Malcolm X	0	0	0	362	1,660	0	6,036	0	0	948	584
	Olive-Harvey	0	0	0	135	2,050	0	2,635	12	0	704	375
	Truman	0	0	0	125	2,712	0	1,610	8	0	1,990	685
	Washington	0	0	0	197	5,784	0	130	17	1	1,603	689
	Wilbur Wright	0	0	16	273	546	0	2,004	14	5	6,235	177
507	Danville	0	0	18	66	169	1,537	257	3	0	0	326
502	DuPage	1	0	143	0	15,968	0	376	11	119	119	3,647
509	Elgin	0	0	3	114	3,891	0	663	93	111	574	3,238
512	Harper	0	0	62	0	5,083	0	434	1	154	0	1,515
540	Heartland	0	0	0	0	4,830	0	370	17	0	0	255
519	Highland	0	0	0	156	594	0	342	20	0	43	559
514	Illinois Central	0	0	92	706	0	5,392	450	177	0	3,713	0
529	Illinois Eastern	(0)	(0)	(0)	(389)	(19)	(756)	(392)	(0)	(3)	(621)	(744)
	Frontier	0	0	0	147	0	123	163	0	0	59	129
	Lincoln Trail	0	0	0	12	9	159	125	0	2	319	158
	Olney Central	0	0	0	198	10	366	92	0	1	94	194
	Wabash	0	0	0	32	0	108	12	0	0	149	263
513	Illinois Valley	0	0	0	213	1,044	0	131	26	0	421	695
525	Joliet	0	0	50	57	9,590	0	591	0	0	353	869
520	Kankakee	0	0	0	202	535	0	976	28	38	149	425
501	Kaskaskia	0	0	0	645	875	0	215	0	0	550	116
523	Kishwaukee	0	0	50	135	1,091	0	221	18	20	0	1,581
532	Lake County	0	0	37	1,102	4,881	0	675	178	54	0	1,320
517	Lake Land	0	0	0	0	1,482	0	208	73	0	658	1,238
536	Lewis & Clark	0	0	0	1,926	253	0	343	3	10	379	2,377
526	Lincoln Land	0	0	20	0	2,783	0	422	70	57	2,819	1,545
530	Logan	0	0	54	64	3,073	0	492	43	0	16	1,622
528	McHenry	0	0	108	618	444	0	351	100	167	204	2,004
524	Moraine Valley	0	0	0	2,336	3,004	0	431	0	119	0	1,339
527	Morton	0	0	0	0	238	0	382	0	13	28	50
535	Oakton	161	10	179	78	10,508	0	974	360	196	0	535
505	Parkland	6	0	0	1,005	2,107	0	681	196	173	345	1,958
515	Prairie State	7	0	17	0	4,838	0	387	0	6	281	493
521	Rend Lake	0	0	0	35	1,223	0	72	0	2	0	542
537	Richland	0	0	0	114	1,297	0	585	30	10	23	831
511	Rock Valley	0	0	1	5	5,699	0	1,318	0	0	45	1,028
518	Sandburg	0	0	0	0	1,411	0	58	0	13	15	821
506	Sauk Valley	0	0	0	0	390	0	204	41	35	18	1,110
531	Shawnee	0	0	0	0	890	0	349	9	12	94	280
510	South Suburban	0	0	22	602	1,714	0	797	52	72	0	1,163
533	Southeastern	0	0	31	0	542	0	372	4	0	7	328
522	Southwestern*	0	0	36	985	3,596	0	1,101	0	101	0	2,835
534	Spoon River	0	0	0	69	900	0	313	0	0	244	336
504	Triton	0	0	16	614	2,324	0	630	30	26	1,949	1,829
516	Waubonsee	6	0	57	826	789	0	763	0	0	549	1,745
539	Wood	0	0	0	2	489	0	183	0	0	3	942
	TOTALS	181	10	1,026	15,553	120,984	7,685	36,425	1,656	1,517	26,052	47,055

\*Formerly Belleville Area College

SOURCE OF DATA: Annual Enrollment & Completion Data (A1)

Illinois Community College Board  
Table III-3  
ANNUAL UNDUPLICATED ENROLLMENT BY ACADEMIC PROGRAM BY COLLEGE  
FOR FISCAL YEAR 2002

Dist. No.	District/College	Finance, General 12.520801	Banking/Fin Support Svcs 12.520803	Investmnt/Securities 12.520807	Hotel/Motel/Restaur Mgmt 12.520902	Human Resources Mgmt 12.521001	Internal Business 12.521101	MIS/Bus Data Proc 12.521201	Bus Comp Programming 12.521202	Bus Systems Analy/Dsgn 12.521203	Bus Sys Netwkg/Telecom 12.521204	Bus Comp Facilities Op 12.521205
503	Black Hawk	0	27	0	0	0	2	0	139	0	63	21
508	Chicago	(0)	(2)	(0)	(10)	(0)	(0)	(23)	(1,472)	(0)	(46)	(0)
	Daley	0	0	0	0	0	0	0	343	0	3	0
	Kennedy-King	0	0	0	0	0	0	0	241	0	0	0
	Malcolm X	0	0	0	0	0	0	0	141	0	0	0
	Olive-Harvey	0	0	0	0	0	0	13	155	0	3	0
	Truman	0	0	0	0	0	0	9	355	0	36	0
	Washington	0	2	0	10	0	0	0	120	0	0	0
	Wilbur Wright	0	0	0	0	0	0	1	117	0	4	0
507	Danville	0	0	0	0	0	0	0	194	0	36	4
502	DuPage	0	0	0	76	0	0	0	1,073	0	0	15
509	Elgin	0	0	0	8	0	0	0	214	0	62	0
512	Harper	0	173	0	13	30	52	0	1,874	0	46	4
540	Heartland	0	0	0	0	0	0	149	43	0	46	0
519	Highland	0	0	0	0	1	0	0	61	0	0	0
514	Illinois Central	0	36	0	0	0	0	0	243	6	464	1
529	Illinois Eastern	(0)	(0)	(0)	(0)	(0)	(0)	(0)	(0)	(57)	(0)	(0)
	Frontier	0	0	0	0	0	0	0	0	0	0	0
	Lincoln Trail	0	0	0	0	0	0	0	0	57	0	0
	Olney Central	0	0	0	0	0	0	0	0	0	0	0
	Wabash	0	0	0	0	0	0	0	0	0	0	0
513	Illinois Valley	0	0	0	0	0	0	0	36	0	93	0
525	Joliet	27	0	0	0	28	0	0	141	0	231	0
520	Kankakee	0	0	0	0	0	0	0	154	0	1	0
501	Kaskaskia	0	0	0	0	0	0	0	117	0	12	0
523	Kishwaukee	0	0	0	0	0	0	0	80	0	0	0
532	Lake County	0	0	0	0	0	0	0	300	0	225	5
517	Lake Land	0	0	0	0	0	0	0	103	0	155	42
536	Lewis & Clark	0	0	0	5	3	0	0	196	0	145	0
526	Lincoln Land	0	0	0	42	0	0	0	278	0	213	0
530	Logan	0	4	0	0	0	0	0	197	0	0	0
528	McHenry	0	0	0	0	0	2	0	263	0	73	0
524	Moraine Valley	0	0	0	0	42	0	0	320	0	177	0
527	Morton	0	0	0	0	0	0	0	68	0	1	0
535	Oakton	0	51	46	90	9	0	0	993	0	707	0
505	Parkland	0	0	0	40	0	3	15	411	0	209	0
515	Prairie State	0	5	0	0	0	0	0	115	0	50	1
521	Rend Lake	0	0	0	0	0	0	0	7	0	11	0
537	Richland	0	0	0	0	0	0	0	256	3	15	0
511	Rock Valley	0	50	0	4	0	1	0	289	0	12	0
518	Sandburg	0	0	0	0	33	0	0	77	0	21	0
506	Sauk Valley	0	0	0	0	0	0	0	93	0	0	21
531	Shawnee	0	0	0	4	0	0	0	106	0	29	0
510	South Suburban	0	22	0	0	0	0	0	326	0	25	0
533	Southeastern	0	0	0	0	0	0	0	49	0	0	0
522	Southwestern*	0	22	0	0	0	0	0	123	0	200	1
534	Spoon River	0	0	0	0	0	0	0	47	0	27	0
504	Triton	0	0	0	43	0	0	0	321	6	28	25
516	Waubonsee	0	38	0	0	0	0	0	127	0	80	0
539	Wood	0	0	0	0	0	0	0	30	0	0	0
	TOTALS	27	430	46	335	146	60	187	10,936	72	3,503	140

\*Formerly Belleville Area College

SOURCE OF DATA: Annual Enrollment & Completion Data (A1)

Illinois Community College Board  
Table III-3  
ANNUAL UNDUPLICATED ENROLLMENT BY ACADEMIC PROGRAM BY COLLEGE  
FOR FISCAL YEAR 2002

Dist. No.	District/College	Accounting Tech 12.520302	Admin Asst/Sec.Sci, Gen 12.520401	Exec Asst/Secretary 12.520402	Legal Admin Asst/Sec 12.520403	Med Admin. Asst/Sec 12.520404	Court Reporter 12.520405	Receptionist 12.520406	Info Proc/Data Entry Tech 12.520407	Gen Ofc/Clerical/Typg Svcs 12.520408	Business Comm 12.520501	Enterprise Mgmt/Oper, Gen 12.520701
503	Black Hawk	108	60	0	11	0	0	0	84	0	0	1
508	Chicago	(455)	(59)	(4)	(0)	(44)	(0)	(0)	(242)	(50)	(7)	(0)
	Daley	108	27	0	0	36	0	0	207	0	0	0
	Kennedy-King	42	0	0	0	0	0	0	35	6	0	0
	Malcolm X	54	15	0	0	0	0	0	0	0	0	0
	Olive-Harvey	45	17	0	0	7	0	0	0	0	0	0
	Truman	81	0	0	0	0	0	0	0	0	0	0
	Washington	76	0	4	0	0	0	0	0	0	0	0
	Wilbur Wright	49	0	0	0	1	0	0	0	44	7	0
507	Danville	93	18	42	0	61	0	0	25	0	0	0
502	DuPage	459	211	0	25	0	0	0	0	0	0	0
509	Elgin	186	46	114	4	0	0	0	8	15	0	1
512	Harper	476	20	56	5	2	0	0	0	18	0	17
540	Heartland	0	47	0	0	0	0	0	33	0	0	23
519	Highland	56	42	0	0	0	0	0	0	17	0	0
514	Illinois Central	165	90	0	0	41	5	0	6	41	0	0
529	Illinois Eastern	(46)	(68)	(10)	(0)	(34)	(4)	(0)	(215)	(0)	(0)	(0)
	Frontier	0	11	0	0	0	0	0	64	0	0	0
	Lincoln Trail	0	19	10	0	0	0	0	65	0	0	0
	Olney Central	46	25	0	0	34	0	0	58	0	0	0
	Wabash	0	13	0	0	0	4	0	28	0	0	0
513	Illinois Valley	57	0	0	0	0	0	0	117	18	0	0
525	Joliet	105	159	0	33	0	1	0	218	2	0	0
520	Kankakee	81	107	0	3	8	0	0	28	1	0	0
501	Kaskaskia	81	1	62	0	7	0	0	8	29	0	0
523	Kishwaukee	0	33	0	1	0	0	0	0	20	0	0
532	Lake County	276	238	0	0	6	0	0	445	0	0	0
517	Lake Land	109	52	0	15	51	0	0	324	15	0	0
536	Lewis & Clark	69	76	0	23	68	0	0	0	17	0	2
526	Lincoln Land	69	91	0	15	17	0	3	63	19	0	0
530	Logan	90	1	11	20	25	0	0	0	5	0	0
528	McHenry	100	85	0	15	0	0	0	24	0	0	9
524	Moraine Valley	63	340	23	14	0	0	0	0	0	0	53
527	Morton	0	23	0	0	7	0	0	12	4	0	0
535	Oakton	295	100	35	0	0	0	0	0	0	0	0
505	Parkland	158	12	81	1	2	0	0	8	0	0	24
515	Prairie State	11	22	0	0	0	0	0	31	0	0	2
521	Rend Lake	1	64	0	4	16	0	0	111	0	0	2
537	Richland	0	172	0	0	0	0	0	59	0	0	0
511	Rock Valley	159	102	0	16	41	0	0	50	1	0	18
518	Sandburg	81	88	0	7	31	0	0	32	17	0	0
506	Sauk Valley	63	31	0	14	24	0	0	29	16	0	0
531	Shawnee	41	5	17	13	22	0	0	4	5	0	0
510	South Suburban	129	68	96	0	0	174	0	10	5	0	81
533	Southeastern	0	20	0	0	12	0	0	97	46	0	0
522	Southwestern*	86	196	0	27	21	0	0	899	0	0	64
534	Spoon River	1	67	0	0	0	0	0	0	4	0	0
504	Triton	144	70	91	2	13	95	0	1	0	0	5
516	Waubensee	153	61	39	6	12	0	0	107	16	13	62
539	Wood	<u>25</u>	<u>87</u>	<u>10</u>	<u>7</u>	<u>35</u>	<u>0</u>	<u>0</u>	<u>7</u>	<u>3</u>	<u>0</u>	<u>0</u>
	TOTALS	4,491	3,032	691	281	600	279	3	3,297	384	20	364

\*Formerly Belleville Area College

SOURCE OF DATA: Annual Enrollment & Completion Data (A1)



Illinois Community College Board  
Table III-3  
ANNUAL UNDUPLICATED ENROLLMENT BY ACADEMIC PROGRAM BY COLLEGE  
FOR FISCAL YEAR 2002

Dist. No.	District/College	Ophthalmic Med Tech 12 511803	Med Lab Aide/ Phleb 12 512602	Therap Rec Assig 12 512604	Allied Hlth Enrollees 12 519999	Business, General 12 520101	Bus Adm/Mgmt, Gen 12 520201	Pur/Proc/Cont Mgmt 12 520202	Logistics Mgmt 12 520203	Ofc-Superv/Mgmt 12 520204	Operations Mgmt 12 520205	Accounting 12 520301
503	Black Hawk	0	0	0	0	0	31	0	0	19	0	0
508	Chicago	(0)	(0)	(0)	(0)	(0)	(135)	(0)	(0)	(0)	(0)	(0)
	Daley	0	0	0	0	0	37	0	0	0	0	0
	Kennedy-King	0	0	0	0	0	16	0	0	0	0	0
	Malcolm X	0	0	0	0	0	0	0	0	0	0	0
	Olive-Harvey	0	0	0	0	0	22	0	0	0	0	0
	Truman	0	0	0	0	0	23	0	0	0	0	0
	Washington	0	0	0	0	0	15	0	0	0	0	0
	Wilbur Wright	0	0	0	0	0	22	0	0	0	0	0
507	Danville	0	0	0	41	0	0	0	0	23	0	0
502	DuPage	0	0	0	0	0	402	0	0	15	0	0
509	Elgin	0	0	0	60	0	263	0	0	9	0	0
512	Harper	0	0	0	0	0	94	0	1	0	0	0
540	Heartland	0	0	0	0	0	0	0	4	0	0	0
519	Highland	0	0	0	0	0	300	0	0	0	0	0
514	Illinois Central	0	0	0	107	0	348	0	5	5	0	0
529	Illinois Eastern	(0)	(0)	(0)	(5)	(0)	(37)	(0)	(0)	(0)	(0)	(0)
	Frontier	0	0	0	0	0	0	0	0	0	0	0
	Lincoln Trail	0	0	0	0	0	37	0	0	0	0	0
	Olney Central	0	0	0	3	0	0	0	0	0	0	0
	Wabash	0	0	0	2	0	0	0	0	0	0	0
513	Illinois Valley	0	0	0	100	0	77	0	0	0	0	0
525	Joliet	0	0	0	949	0	0	0	0	0	45	0
520	Kankakee	0	0	0	325	0	130	0	0	0	0	0
501	Kaskaskia	0	0	0	151	0	125	0	0	7	0	0
523	Kishwaukee	0	0	0	8	0	30	0	1	0	4	0
532	Lake County	0	0	0	641	0	332	0	0	0	0	3
517	Lake Land	0	0	0	0	0	300	0	0	8	0	0
536	Lewis & Clark	0	0	0	18	0	50	0	0	0	1	0
526	Lincoln Land	0	0	0	0	0	150	0	0	5	0	0
530	Logan	0	0	0	1,207	0	0	0	0	18	0	0
528	McHenry	0	0	0	65	0	231	0	0	0	113	0
524	Moraine Valley	0	146	60	392	7	916	0	0	0	0	0
527	Morton	0	0	0	0	0	12	0	0	0	0	0
535	Oakton	0	20	0	0	0	5	0	8	19	104	0
505	Parkland	0	0	0	660	0	184	0	1	0	0	0
515	Prairie State	0	0	0	0	0	0	0	0	0	44	0
521	Rend Lake	0	0	0	129	0	172	0	0	0	0	0
537	Richland	0	0	0	81	0	195	0	1	0	0	0
511	Rock Valley	0	0	0	2	0	330	0	14	3	0	0
518	Sandburg	0	0	0	0	0	20	125	0	0	0	0
506	Sauk Valley	0	0	0	0	0	79	0	0	0	0	0
531	Shawnee	0	0	0	0	0	19	0	0	0	0	0
510	South Suburban	0	0	0	1,545	0	0	0	6	85	0	0
533	Southeastern	0	0	0	0	0	83	0	0	0	0	0
522	Southwestern*	0	0	0	228	0	283	0	0	0	0	0
534	Spoon River	0	0	0	5	0	0	0	0	0	0	0
504	Triton	46	0	0	59	0	295	0	0	0	30	0
516	Waubonsee	0	0	0	91	0	84	0	59	0	21	0
539	Wood	0	0	0	84	0	77	0	0	0	0	0
	TOTALS	46	166	60	6,953	7	5,789	125	100	216	362	3

\*Formerly Belleville Area College

SOURCE OF DATA: Annual Enrollment & Completion Data (A1)

Illinois Community College Board  
Table III-3  
ANNUAL UNDUPLICATED ENROLLMENT BY ACADEMIC PROGRAM BY COLLEGE  
FOR FISCAL YEAR 2002

Dist. No.	District/College	Comp Tomography 12.510913	MRI 12.510914	Med Lab Tech 12.511004	Alcohol/Drug Counseling 12.511501	Psych/Mnt Hlth Svcs Tech 12.511502	Dev Disab/ Habilitatn Aide 12.511504	Nursing (RN) 12.511601	Nursing, Public Health 12.511611	Nursing Refresher 12.511612	Prac Nurse (LPN) 12.511613	Nurse Assistant/Aide 12.511614
503	Black Hawk	0	0	0	0	0	0	467	0	0	139	99
508	Chicago	(0)	(0)	(91)	(216)	(23)	(1)	(759)	(0)	(0)	(476)	(768)
	Daley	0	0	13	0	0	0	150	0	0	0	51
	Kennedy-King	0	0	1	59	17	1	95	0	0	428	281
	Malcolm X	0	0	52	0	0	0	101	0	0	0	8
	Olive-Harvey	0	0	16	0	0	0	151	0	0	0	201
	Truman	0	0	1	0	0	0	262	0	0	0	41
	Washington	0	0	0	157	2	0	0	0	0	0	64
	Wilbur Wright	0	0	8	0	4	0	0	0	0	48	122
507	Danville	0	0	0	20	0	0	137	0	0	16	104
502	DuPage	0	0	0	214	0	0	1,025	0	0	8	231
509	Elgin	0	0	81	13	1	0	639	0	0	1	57
512	Harper	0	0	0	0	0	2	763	0	0	19	87
540	Heartland	0	0	0	0	0	0	86	0	0	29	18
519	Highland	0	0	0	0	0	0	180	0	0	123	69
514	Illinois Central	0	0	38	43	0	0	431	0	0	89	34
529	Illinois Eastern	(0)	(0)	(0)	(0)	(18)	(0)	(165)	(0)	(0)	(52)	(191)
	Frontier	0	0	0	0	18	0	0	0	0	0	81
	Lincoln Trail	0	0	0	0	0	0	0	0	0	0	55
	Olney Central	0	0	0	0	0	0	165	0	0	50	38
	Wabash	0	0	0	0	0	0	0	0	0	2	17
513	Illinois Valley	0	0	0	0	2	0	264	0	0	88	63
525	Joliet	0	0	0	0	0	0	265	0	0	69	188
520	Kankakee	0	0	39	0	0	0	278	0	0	138	17
501	Kaskaskia	0	0	0	0	0	0	199	0	0	53	91
523	Kishwaukee	0	0	0	0	0	0	113	0	0	0	89
532	Lake County	0	0	59	74	0	0	532	0	0	1	99
517	Lake Land	0	0	0	0	0	0	264	0	0	117	35
536	Lewis & Clark	0	0	13	0	0	0	154	0	0	6	140
526	Lincoln Land	0	0	0	0	0	0	453	0	0	36	295
530	Logan	0	0	25	0	0	0	119	0	0	156	76
528	McHenry	0	0	0	0	0	11	0	0	0	0	124
524	Moraine Valley	0	0	7	91	11	0	229	0	0	0	0
527	Morton	0	0	0	0	0	0	103	0	0	23	45
535	Oakton	0	0	13	65	0	0	145	4	4	1	48
505	Parkland	0	0	0	0	0	0	72	0	0	154	48
515	Prairie State	0	0	0	8	28	0	322	0	0	0	35
521	Rend Lake	0	0	8	0	0	0	65	0	0	113	60
537	Richland	0	0	0	0	0	0	163	0	0	23	11
511	Rock Valley	0	0	0	2	0	0	362	0	0	25	453
518	Sandburg	0	0	0	1	0	0	238	0	0	175	117
506	Sauk Valley	0	0	6	0	0	0	184	0	0	89	43
531	Shawnee	0	0	8	31	0	0	71	0	0	101	144
510	South Suburban	0	0	0	9	0	0	161	0	0	34	102
533	Southeastern	0	0	6	0	48	0	27	0	0	72	26
522	Southwestern*	0	0	49	0	0	0	656	0	0	0	136
534	Spoon River	0	0	0	0	0	0	75	0	0	10	125
504	Triton	3	37	0	87	0	0	258	0	0	75	227
516	Waubonsee	0	0	0	35	1	0	524	0	0	0	77
539	Wood	0	0	2	0	0	0	61	0	0	98	98
	TOTALS	3	37	452	909	132	14	11,009	4	4	2,609	4,670

\*Formerly Belleville Area College

SOURCE OF DATA: Annual Enrollment & Completion Data (A1)

Illinois Community College Board  
Table III-3  
ANNUAL UNDUPLICATED ENROLLMENT BY ACADEMIC PROGRAM BY COLLEGE  
FOR FISCAL YEAR 2002

Dist. No.	District/College	Physician Assistant 12.510807	Vet Asst/Animal Hlth Tech 12.510808	Cardiovascular Tech 12.510901	EEG Tech 12.510903	Emerg Med Tech 12.510904	Nuclear Med Tech 12.510905	Med Radiologic Tech 12.510907	Resp Therapy Tech 12.510908	Surg/Op Room Tech 12.510909	Diag Med Sonography 12.510910	Renal Dialysis Tech 12.510911
503	Black Hawk	0	0	0	7	58	0	22	1	0	0	0
508	Chicago	(75)	(0)	(0)	(0)	(115)	(0)	(162)	(81)	(34)	(0)	(49)
	Daley	0	0	0	0	0	0	0	0	0	0	0
	Kennedy-King	0	0	0	0	0	0	0	0	0	0	0
	Malcolm X	75	0	0	0	95	0	65	58	34	0	49
	Olive-Harvey	0	0	0	0	0	0	0	23	0	0	0
	Truman	0	0	0	0	0	0	0	0	0	0	0
	Washington	0	0	0	0	0	0	0	0	0	0	0
	Wilbur Wright	0	0	0	0	20	0	97	0	0	0	0
507	Danville	0	0	0	0	0	0	34	0	0	0	0
502	DuPage	0	0	0	0	120	42	245	123	63	31	0
509	Elgin	0	0	0	0	62	0	0	0	43	0	0
512	Harper	0	0	106	0	0	0	0	0	3	0	0
540	Heartland	0	0	0	0	0	0	0	0	0	0	0
519	Highland	0	0	0	0	0	0	0	0	0	0	0
514	Illinois Central	0	0	0	0	35	0	118	63	90	0	0
529	Illinois Eastern	(0)	(0)	(0)	(0)	(90)	(0)	(25)	(0)	(0)	(0)	(0)
	Frontier	0	0	0	0	90	0	0	0	0	0	0
	Lincoln Trail	0	0	0	0	0	0	0	0	0	0	0
	Oney Central	0	0	0	0	0	0	25	0	0	0	0
	Wabash	0	0	0	0	0	0	0	0	0	0	0
513	Illinois Valley	0	0	0	0	0	0	0	0	0	0	0
525	Joliet	0	156	0	0	0	0	0	0	0	0	0
520	Kankakee	0	0	0	0	95	0	83	21	0	0	0
501	Kaskaskia	0	0	0	0	0	0	73	11	0	13	0
523	Kishwaukee	0	0	0	0	0	0	40	0	0	0	0
532	Lake County	0	0	0	0	140	0	128	0	14	0	0
517	Lake Land	0	0	0	0	38	0	0	0	0	0	0
536	Lewis & Clark	0	0	0	0	0	0	0	0	0	0	0
526	Lincoln Land	0	0	0	0	88	0	129	10	0	0	0
530	Logan	0	0	0	0	45	0	0	0	18	13	0
528	McHenry	0	0	0	0	108	0	0	0	0	0	0
524	Moraine Valley	0	0	0	0	282	0	77	40	0	0	0
527	Morton	0	0	0	0	0	0	0	0	0	0	0
535	Oakton	0	0	0	0	42	0	0	0	0	0	0
505	Parkland	0	67	0	0	4	0	30	27	34	0	0
515	Prairie State	0	0	0	0	44	0	0	0	41	0	0
521	Rend Lake	0	0	0	0	46	0	0	0	5	0	0
537	Richland	0	0	0	0	40	0	21	0	67	0	0
511	Rock Valley	0	0	0	0	0	0	0	69	21	0	0
518	Sandburg	0	0	0	0	44	0	129	7	0	12	0
506	Sauk Valley	0	0	0	0	39	0	127	0	0	0	0
531	Shawnee	0	0	0	0	0	0	0	0	5	0	0
510	South Suburban	0	0	0	0	265	0	31	0	0	16	0
533	Southeastern	0	0	0	0	85	0	0	0	5	0	0
522	Southwestern*	0	0	0	0	281	0	230	46	0	0	0
534	Spoon River	0	0	0	0	0	0	0	0	0	0	0
504	Triton	0	0	0	0	0	54	117	48	63	102	0
516	Waubonsee	0	0	0	0	4	0	0	9	0	0	0
539	Wood	0	0	0	0	0	0	45	0	29	0	0
	TOTALS	75	223	106	7	2,170	96	1,866	556	535	187	49

\*Formerly Belleville Area College

SOURCE OF DATA: Annual Enrollment & Completion Data (A1)

Illinois Community College Board  
Table III-3  
ANNUAL UNDUPLICATED ENROLLMENT BY ACADEMIC PROGRAM BY COLLEGE  
FOR FISCAL YEAR 2002

Dist. No.	District/College	Dental Lab Asst 12 510603	Hlth Facility Admin 12 510702	Hlth Unit Coord/Ward Clerk 12 510703	Med Ofc Mgmt 12 510705	Med Records Tech 12 510707	Med Transcription 12 510708	Medical Assistant 12 510801	Medical Lab Assistant 12 510802	Occ Therapy Asst 12 510803	Pharmacy Tech/Asst 12 510805	Phys Therapy Asst 12 510806
503	Black Hawk	0	0	0	0	1	59	1	0	127	3	92
508	Chicago	(0)	(0)	(0)	(0)	(26)	(49)	(26)	(0)	(19)	(46)	(0)
	Daley	0	0	0	0	15	0	0	0	0	14	0
	Kennedy-King	0	0	0	0	4	49	0	0	0	0	0
	Malcolm X	0	0	0	0	0	0	26	0	0	29	0
	Olive-Harvey	0	0	0	0	0	0	0	0	0	1	0
	Truman	0	0	0	0	7	0	0	0	0	2	0
	Washington	0	0	0	0	0	0	0	0	0	0	0
	Wilbur Wright	0	0	0	0	0	0	0	0	19	0	0
507	Danville	0	0	0	0	0	0	0	0	0	0	0
502	DuPage	0	37	0	0	114	189	0	29	63	0	98
509	Elgin	0	0	0	0	0	8	0	0	0	0	30
512	Harper	0	0	0	0	0	14	268	0	0	83	0
540	Heartland	0	0	0	0	0	0	0	0	0	0	0
519	Highland	0	0	0	0	0	43	0	0	0	0	0
514	Illinois Central	0	1	0	0	1	25	0	0	41	3	73
529	Illinois Eastern	(0)	(0)	(0)	(0)	(0)	(16)	(0)	(0)	(0)	(0)	(0)
	Frontier	0	0	0	0	0	0	0	0	0	0	0
	Lincoln Trail	0	0	0	0	0	0	0	0	0	0	0
	Olney Central	0	0	0	0	0	16	0	0	0	0	0
	Wabash	0	0	0	0	0	0	0	0	0	0	0
513	Illinois Valley	0	0	0	0	0	0	0	0	0	0	0
525	Joliet	0	0	0	0	2	43	28	0	0	0	0
520	Kankakee	0	0	0	0	0	0	0	20	0	0	5
501	Kaskaskia	0	0	0	0	0	0	0	0	0	0	16
523	Kishwaukee	0	0	0	0	0	28	0	0	0	0	0
532	Lake County	0	0	0	131	1	34	0	0	0	0	0
517	Lake Land	0	0	0	0	0	0	0	0	0	0	52
536	Lewis & Clark	0	0	1	0	0	0	0	0	27	0	0
526	Lincoln Land	0	0	0	0	0	16	0	0	30	0	53
530	Logan	0	0	0	0	10	50	0	0	23	0	0
528	McHenry	0	0	0	0	0	21	0	0	0	0	0
524	Moraine Valley	0	0	0	0	218	0	0	0	0	0	0
527	Morton	0	0	0	0	0	0	0	0	0	0	19
535	Oakton	0	0	0	0	131	23	0	0	0	0	54
505	Parkland	0	0	0	0	0	17	0	0	27	0	0
515	Prairie State	0	0	0	0	0	0	0	0	0	0	0
521	Rend Lake	0	0	0	0	15	1	0	0	9	0	0
537	Richland	0	0	0	0	0	0	0	0	0	21	0
511	Rock Valley	0	0	0	0	0	2	0	0	0	7	0
518	Sandburg	0	0	0	0	0	0	0	0	0	0	3
506	Sauk Valley	0	0	0	0	0	0	0	0	0	0	0
531	Shawnee	0	0	0	0	8	10	0	0	12	0	0
510	South Suburban	0	0	0	0	0	37	31	0	29	53	0
533	Southeastern	0	0	0	0	6	0	0	0	10	0	0
522	Southwestern*	0	0	45	0	66	2	175	0	0	0	105
534	Spoon River	0	0	0	0	0	0	0	0	0	0	0
504	Triton	77	0	0	0	0	0	0	0	0	0	0
516	Waubensee	0	0	0	0	0	39	49	0	0	0	0
539	Wood	0	0	0	0	0	1	0	0	0	0	0
	TOTALS	77	38	46	131	599	727	578	49	417	216	600

\*Formerly Belleville Area College

SOURCE OF DATA: Annual Enrollment & Completion Data (A1)

Illinois Community College Board  
Table III-3  
ANNUAL UNDUPLICATED ENROLLMENT BY ACADEMIC PROGRAM BY COLLEGE  
FOR FISCAL YEAR 2002

Dist. No.	District/College	Marine Sci/Officer 12.490309	Railroad Technology 12.490410	Transportation Enrollees 12.499999	Design/Visual Comm 12.500401	Graphic Dsgn/Comm Art/Illus 12.500402	Comm Photog 12.500406	Tech Theatre/Dsign/Stgrfrt 12.500502	Speech/Lang Pthlgly 12.510203	Sign Lang Interp 12.510205	Dental Assistant 12.510601	Dental Hygenist 12.510602
503	Black Hawk	0	0	0	0	0	0	0	0	0	22	0
508	Chicago	(0)	(0)	(0)	(11)	(42)	(0)	(7)	(0)	(0)	(13)	(67)
	Daley	0	0	0	4	42	0	0	0	0	0	0
	Kennedy-King	0	0	0	0	0	0	7	0	0	0	67
	Malcolm X	0	0	0	0	0	0	0	0	0	0	0
	Olive-Harvey	0	0	0	0	0	0	0	0	0	0	0
	Truman	0	0	0	0	0	0	0	0	0	0	0
	Washington	0	0	0	6	0	0	0	0	0	0	0
	Wilbur Wright	0	0	0	1	0	0	0	0	0	13	0
507	Danville	0	0	0	0	0	0	0	0	0	0	0
502	DuPage	0	0	0	771	0	419	0	40	0	0	13
509	Elgin	0	0	0	340	0	0	0	0	0	35	0
512	Harper	0	0	0	0	0	0	0	0	298	0	171
540	Heartland	0	0	0	0	0	0	0	0	0	0	0
519	Highland	0	0	0	29	0	0	0	0	0	0	0
514	Illinois Central	0	0	0	228	0	0	0	0	39	3	93
529	Illinois Eastern	(0)	(0)	(0)	(0)	(0)	(0)	(0)	(0)	(0)	(0)	(0)
	Frontier	0	0	0	0	0	0	0	0	0	0	0
	Lincoln Trail	0	0	0	0	0	0	0	0	0	0	0
	Olney Central	0	0	0	0	0	0	0	0	0	0	0
	Wabash	0	0	0	0	0	0	0	0	0	0	0
513	Illinois Valley	0	0	0	0	0	0	0	0	0	15	0
525	Joliet	0	0	0	0	0	0	0	0	0	0	0
520	Kankakee	0	0	0	0	0	0	0	0	0	0	0
501	Kaskaskia	0	0	0	0	0	0	0	0	0	20	0
523	Kishwaukee	0	0	0	0	0	0	0	0	0	0	0
532	Lake County	0	0	0	0	0	0	0	0	0	0	81
517	Lake Land	0	0	0	0	0	0	0	11	0	0	127
536	Lewis & Clark	0	0	0	0	0	0	0	0	0	22	38
526	Lincoln Land	0	0	0	0	0	0	0	0	0	0	0
530	Logan	0	0	0	0	0	0	0	0	42	38	49
528	McHenry	0	0	0	0	0	0	0	0	0	0	0
524	Moraine Valley	0	0	3	144	0	0	0	0	0	0	0
527	Morton	0	0	0	0	0	0	0	0	0	0	0
535	Oakton	0	0	0	216	0	0	0	0	0	0	0
505	Parkland	0	0	0	1	49	0	0	4	0	0	67
515	Prairie State	0	0	0	57	0	39	0	0	0	0	94
521	Rend Lake	0	0	0	0	34	0	0	0	0	0	0
537	Richland	0	0	0	58	0	0	0	0	0	0	0
511	Rock Valley	0	0	0	0	0	0	0	0	0	0	2
518	Sandburg	0	2	0	0	0	0	0	0	0	0	55
506	Sauk Valley	0	0	0	0	0	0	0	0	0	0	0
531	Shawnee	0	0	0	0	0	0	0	0	0	0	0
510	South Suburban	0	0	0	14	0	0	0	0	0	0	0
533	Southeastern	0	0	0	0	0	0	0	0	0	0	0
522	Southwestern*	5	0	0	16	0	0	0	0	49	0	0
534	Spoon River	0	0	0	6	0	0	0	0	0	0	0
504	Triton	0	0	0	152	0	0	0	0	0	1	0
516	Waubonsee	0	2	0	106	0	0	0	0	132	0	0
539	Wood	0	0	0	0	0	0	0	0	0	0	0
	TOTALS	5	4	3	2,149	125	458	7	55	560	169	857

\*Formerly Belleville Area College

SOURCE OF DATA: Annual Enrollment & Completion Data (A1)

Illinois Community College Board  
Table III-3  
ANNUAL UNDUPLICATED ENROLLMENT BY ACADEMIC PROGRAM BY COLLEGE  
FOR FISCAL YEAR 2002

Dist. No.	District/College	Mach Tool Op/Shop 12 480503	Patternmaker 12 480505	Sheet Metal 12 480506	Tool & Die Making 12 480507	Weld/Brgz/Soldrg 12 480508	Numerical Control 12 480520	Prec Metal Wrkrs 12 480599	Prec Prod Trades, Othr 12 489999	Airplane Piloting 12 490102	Aircraft Pilot (Priv) 12 490107	Truck/Bus Driving 12 490205
503	Black Hawk	19	3	0	10	41	0	0	0	0	0	77
508	Chicago	(130)	(0)	(0)	(0)	(15)	(0)	(0)	(0)	(0)	(0)	(1,617)
	Daley	130	0	0	0	0	0	0	0	0	0	0
	Kennedy-King	0	0	0	0	15	0	0	0	0	0	0
	Malcolm X	0	0	0	0	0	0	0	0	0	0	0
	Olive-Harvey	0	0	0	0	0	0	0	0	0	0	149
	Truman	0	0	0	0	0	0	0	0	0	0	0
	Washington	0	0	0	0	0	0	0	0	0	0	1,468
	Wilbur Wright	0	0	0	0	0	0	0	0	0	0	0
507	Danville	7	0	0	0	36	0	0	0	0	0	0
502	DuPage	0	0	0	4	32	0	0	0	0	0	0
509	Elgin	27	0	0	3	26	0	0	0	0	0	129
512	Harper	3	0	0	0	0	0	0	0	0	0	0
540	Heartland	0	0	0	0	3	0	0	0	0	0	0
519	Highland	0	0	0	0	0	0	0	0	0	0	0
514	Illinois Central	6	0	0	0	67	0	0	164	0	0	162
529	Illinois Eastern	(28)	(0)	(0)	(0)	(18)	(0)	(0)	(0)	(0)	(0)	(0)
	Frontier	0	0	0	0	0	0	0	0	0	0	0
	Lincoln Trail	0	0	0	0	0	0	0	0	0	0	0
	Olney Central	0	0	0	0	18	0	0	0	0	0	0
	Wabash	28	0	0	0	0	0	0	0	0	0	0
513	Illinois Valley	9	0	4	7	0	0	0	24	0	0	106
525	Joliet	0	0	0	0	83	0	0	0	0	0	0
520	Kankakee	3	0	0	5	36	0	0	0	0	0	0
501	Kaskaskia	8	0	0	0	29	0	0	0	0	0	124
523	Kishwaukee	15	0	0	11	17	0	0	89	0	0	0
532	Lake County	35	0	0	0	42	0	0	33	0	0	0
517	Lake Land	0	0	0	0	52	0	0	0	0	0	122
536	Lewis & Clark	52	0	0	0	0	0	0	0	0	0	5
526	Lincoln Land	0	0	0	0	2	0	0	0	0	0	160
530	Logan	8	0	0	14	0	0	0	0	0	0	0
528	McHenry	35	0	0	0	0	0	0	8	0	0	0
524	Moraine Valley	36	0	0	0	50	0	0	0	0	0	0
527	Morton	0	0	0	0	0	0	0	0	0	0	0
535	Oakton	35	0	0	0	0	0	0	0	0	0	0
505	Parkland	0	0	0	0	0	0	0	23	0	0	0
515	Prairie State	36	0	0	9	40	0	0	0	0	0	0
521	Rend Lake	0	0	0	0	34	0	0	0	0	0	0
537	Richland	21	0	0	0	51	0	0	0	0	0	1
511	Rock Valley	0	0	37	62	19	1	0	0	0	0	0
518	Sandburg	11	0	0	0	48	1	0	0	0	0	0
506	Sauk Valley	24	0	0	0	0	0	0	0	0	0	93
531	Shawnee	0	0	0	0	13	0	0	0	0	0	63
510	South Suburban	20	0	0	0	0	0	0	1	5	0	0
533	Southeastern	2	0	0	0	98	0	0	0	0	0	34
522	Southwestern*	106	0	56	0	412	0	0	0	68	6	0
534	Spoon River	0	0	0	0	0	0	0	0	0	0	35
504	Triton	17	0	0	11	12	0	0	373	0	0	1
516	Waubonsee	18	0	0	0	17	0	7	0	0	0	0
539	Wood	0	0	0	0	0	0	0	0	0	0	74
	TOTALS	711	3	97	136	1,293	2	7	715	73	6	2,803

\*Formerly Belleville Area College

SOURCE OF DATA: Annual Enrollment & Completion Data (A1)

Illinois Community College Board  
Table III-3  
ANNUAL UNDUPLICATED ENROLLMENT BY ACADEMIC PROGRAM BY COLLEGE  
FOR FISCAL YEAR 2002

Dist. No.	District/College	Aviation Maint Tech 12 470609	Mech/Repair/Enrollees 12 479999	Architectrl Drafting 12 480102	Elec Drafting 12 480104	Mechanical Drafting 12 480105	Grphic/Pmg Equip Op. Gen 12 480201	Typsig/Mk-up/Comp 12 480205	Lith/Photo/Platemkg 12 480206	Print Press Op 12 480208	Dsktp Pub Equip Op 12 480212	Machine Tech 12 480501
503	Black Hawk	0	0	0	0	0	0	0	0	0	0	0
508	Chicago	(1)	(0)	(50)	(0)	(51)	(0)	(0)	(101)	(0)	(0)	(0)
	Daley	1	0	12	0	3	0	0	0	0	0	0
	Kennedy-King	0	0	0	0	0	0	0	101	0	0	0
	Malcolm X	0	0	0	0	0	0	0	0	0	0	0
	Olive-Harvey	0	0	13	0	0	0	0	0	0	0	0
	Truman	0	0	0	0	16	0	0	0	0	0	0
	Washington	0	0	7	0	0	0	0	0	0	0	0
	Wilbur Wright	0	0	18	0	32	0	0	0	0	0	0
507	Danville	0	0	0	0	1	0	0	0	0	0	0
502	DuPage	0	0	274	0	0	0	4	94	21	263	0
509	Elgin	0	0	0	0	0	0	0	0	0	3	0
512	Harper	0	0	151	0	1	0	0	0	0	0	0
540	Heartland	0	0	0	0	0	0	0	0	0	0	0
519	Highland	0	0	0	0	0	0	0	0	0	2	0
514	Illinois Central	0	2	4	0	0	0	0	41	0	5	0
529	Illinois Eastern	(0)	(0)	(20)	(0)	(0)	(0)	(0)	(0)	(0)	(0)	(0)
	Frontier	0	0	0	0	0	0	0	0	0	0	0
	Lincoln Trail	0	0	20	0	0	0	0	0	0	0	0
	Olney Central	0	0	0	0	0	0	0	0	0	0	0
	Wabash	0	0	0	0	0	0	0	0	0	0	0
513	Illinois Valley	0	5	0	0	0	0	0	0	0	19	0
525	Joliet	0	0	0	0	0	0	0	0	0	10	0
520	Kankakee	0	0	0	0	0	0	0	0	0	0	0
501	Kaskaskia	0	0	24	0	4	0	0	0	0	0	0
523	Kishwaukee	0	12	0	0	0	0	0	0	0	0	0
532	Lake County	0	83	79	1	6	0	0	0	0	3	0
517	Lake Land	0	0	34	0	0	7	0	0	0	40	0
536	Lewis & Clark	0	0	0	0	0	0	0	0	0	50	0
526	Lincoln Land	62	0	73	0	0	0	0	0	0	0	0
530	Logan	0	0	0	0	0	0	0	0	0	0	0
528	McHenry	0	34	0	0	0	0	0	0	0	0	0
524	Moraine Valley	0	0	0	0	28	0	0	0	0	5	0
527	Morton	0	0	0	0	0	0	0	0	0	0	0
535	Oakton	0	0	73	0	0	0	0	0	0	53	0
505	Parkland	0	100	0	0	11	0	0	0	0	53	0
515	Prairie State	0	0	0	0	6	0	0	0	0	1	0
521	Rend Lake	0	4	56	0	0	0	0	0	0	0	0
537	Richland	0	0	0	0	64	0	0	0	0	0	0
511	Rock Valley	81	0	0	0	0	0	0	0	0	0	7
518	Sandburg	0	0	0	0	0	0	0	0	0	30	0
506	Sauk Valley	0	0	0	0	4	0	0	0	0	0	0
531	Shawnee	0	0	1	0	0	0	0	0	0	0	0
510	South Suburban	0	0	13	0	9	0	0	45	0	3	0
533	Southeastern	0	0	0	0	0	0	0	0	0	0	0
522	Southwestern*	79	0	0	0	104	0	0	0	0	44	71
534	Spoon River	0	0	0	0	0	0	0	0	0	0	0
504	Triton	0	263	44	0	5	0	2	163	0	12	0
516	Waubonsee	0	0	5	0	0	0	0	0	0	0	0
539	Wood	0	0	0	0	0	0	0	0	0	0	0
	TOTALS	223	503	901	1	294	7	6	444	21	596	78

\*Formerly Belleville Area College

SOURCE OF DATA: Annual Enrollment & Completion Data (A1)

Illinois Community College Board  
Table III-3  
ANNUAL UNDUPLICATED ENROLLMENT BY ACADEMIC PROGRAM BY COLLEGE  
FOR FISCAL YEAR 2002

Dist. No.	District/College	Industrial Electronics 12.470105	Major Appl Repair 12.470106	Htg/AC/Refrig Mech 12.470201	Hvy Equip Maint/Rpr 12.470302	Ind Equip Maint/Rpr 12.470303	Ind Equip Maint/Repair 12.470399	Stannry Enrgy Sics Inst/Op 12.470501	Auto Body Repair 12.470603	Auto Mechanics 12.470604	Diesel/Truck Mech 12.470605	Small Engine Repair 12.470606
503	Black Hawk	0	0	0	0	0	0	0	0	72	0	0
508	Chicago	(1)	(8)	(76)	(0)	(123)	(0)	(0)	(5)	(222)	(0)	(0)
	Daley	1	0	0	0	87	0	0	0	0	0	0
	Kennedy-King	0	0	76	0	0	0	0	4	153	0	0
	Malcolm X	0	0	0	0	0	0	0	0	0	0	0
	Olive-Harvey	0	0	0	0	0	0	0	0	0	0	0
	Truman	0	8	0	0	0	0	0	1	69	0	0
	Washington	0	0	0	0	0	0	0	0	0	0	0
	Wilbur Wright	0	0	0	0	36	0	0	0	0	0	0
507	Danville	53	0	0	0	20	0	0	0	12	0	0
502	DuPage	99	0	249	0	0	0	0	0	265	0	0
509	Elgin	0	0	146	0	0	0	0	0	168	0	0
512	Harper	0	0	132	0	0	0	0	0	0	0	0
540	Heartland	0	0	1	0	10	0	0	0	0	0	0
519	Highland	0	0	0	0	0	0	0	41	34	0	0
514	Illinois Central	5	0	90	0	0	0	0	0	127	69	0
529	Illinois Eastern	(0)	(0)	(25)	(0)	(129)	(8)	(0)	(15)	(35)	(25)	(0)
	Frontier	0	0	0	0	0	0	0	0	0	0	0
	Lincoln Trail	0	0	25	0	0	0	0	0	0	0	0
	Olney Central	0	0	0	0	128	0	0	15	35	0	0
	Wabash	0	0	0	0	1	8	0	0	0	25	0
513	Illinois Valley	0	0	0	0	23	0	0	0	77	3	5
525	Joliet	185	0	81	58	0	0	0	0	138	0	0
520	Kankakee	38	0	40	0	28	0	0	0	33	0	0
501	Kaskaskia	0	0	0	0	67	0	0	35	30	0	0
523	Kishwaukee	0	0	0	0	0	0	0	16	31	0	0
532	Lake County	23	0	147	0	52	0	0	40	154	0	0
517	Lake Land	0	0	36	0	0	0	0	118	208	2	53
536	Lewis & Clark	3	0	0	0	17	0	0	0	83	0	0
526	Lincoln Land	13	0	61	2	0	0	0	51	69	0	0
530	Logan	0	0	31	0	17	0	0	20	56	0	0
528	McHenry	0	0	0	0	0	0	0	0	89	0	0
524	Moraine Valley	0	0	97	0	33	0	0	0	134	0	0
527	Morton	0	0	5	0	0	0	0	0	6	0	0
535	Oakton	0	0	77	0	1	0	0	0	99	0	0
505	Parkland	21	0	0	0	0	0	0	18	95	36	0
515	Prairie State	0	0	45	0	13	0	0	11	81	0	0
521	Rend Lake	0	0	14	10	43	0	0	0	111	0	0
537	Richland	76	0	52	0	20	0	0	0	28	0	0
511	Rock Valley	0	0	0	0	0	0	0	0	59	0	0
518	Sandburg	0	0	0	0	0	0	0	36	39	18	0
506	Sauk Valley	62	0	85	0	0	0	0	0	0	0	0
531	Shawnee	3	0	0	0	0	0	0	0	25	0	0
510	South Suburban	0	0	0	0	0	0	0	0	0	12	0
533	Southeastern	0	0	42	0	23	0	0	34	97	121	0
522	Southwestern*	41	3	218	0	0	0	15	59	0	0	0
534	Spoon River	0	0	0	0	0	0	0	0	29	0	0
504	Triton	0	0	271	0	28	0	34	0	312	2	0
516	Waubensee	0	0	82	0	25	0	0	43	69	0	0
539	Wood	<u>5</u>	<u>0</u>	<u>0</u>	<u>0</u>	<u>0</u>	<u>0</u>	<u>0</u>	<u>0</u>	<u>0</u>	<u>0</u>	<u>0</u>
	TOTALS	628	11	2,103	70	672	8	49	542	3,087	288	58

\*Formerly Belleville Area College

SOURCE OF DATA: Annual Enrollment & Completion Data (A1)



Illinois Community College Board  
Table III-3  
ANNUAL UNDUPLICATED ENROLLMENT BY ACADEMIC PROGRAM BY COLLEGE  
FOR FISCAL YEAR 2002

Dist. No.	District/College	Electrician 12 460302	Bldg/Property Maint 12 460401	Constr/Cement Mason 12 460402	Constr Inspection 12 460403	Painter & Wallcoverer 12 460408	Plumber & Pipefitter 12 460501	Construction Trades 12 461000	Const Trades Enrollees 12 469999	Elec Equip Rpr. Gen 12 470101	Comm Elec 12 470103	Comp Elec Maint/Rpr 12 470104
503	Black Hawk	2	0	0	0	0	0	29	0	0	0	0
508	Chicago	(0)	(14)	(0)	(0)	(0)	(0)	(0)	(0)	(37)	(0)	(33)
	Daley	0	0	0	0	0	0	0	0	0	0	14
	Kennedy-King	0	0	0	0	0	0	0	0	37	0	0
	Malcolm X	0	0	0	0	0	0	0	0	0	0	18
	Olive-Harvey	0	0	0	0	0	0	0	0	0	0	1
	Truman	0	0	0	0	0	0	0	0	0	0	0
	Washington	0	14	0	0	0	0	0	0	0	0	0
	Wilbur Wright	0	0	0	0	0	0	0	0	0	0	0
507	Danville	0	0	0	0	0	0	0	0	0	0	0
502	DuPage	0	45	0	0	0	0	0	0	0	22	0
509	Elgin	0	0	0	0	0	0	0	0	0	0	10
512	Harper	0	0	0	37	0	0	0	0	18	0	4
540	Heartland	63	0	0	0	0	0	0	0	0	0	0
519	Highland	0	0	0	0	0	0	0	0	0	0	17
514	Illinois Central	0	0	0	0	0	0	132	0	0	5	20
529	Illinois Eastern	(0)	(0)	(0)	(0)	(0)	(0)	(0)	(0)	(0)	(3)	(102)
	Frontier	0	0	0	0	0	0	0	0	0	0	37
	Lincoln Trail	0	0	0	0	0	0	0	0	0	3	12
	Olney Central	0	0	0	0	0	0	0	0	0	0	44
	Wabash	0	0	0	0	0	0	0	0	0	0	9
513	Illinois Valley	424	0	0	0	0	0	0	0	0	0	0
525	Joliet	14	0	0	0	0	0	84	0	0	0	0
520	Kankakee	0	0	0	0	0	0	0	0	0	0	0
501	Kaskaskia	0	0	0	0	0	0	19	0	0	0	0
523	Kishwaukee	6	6	0	0	0	0	0	0	0	0	0
532	Lake County	12	0	0	0	0	0	0	0	0	0	57
517	Lake Land	0	52	0	0	0	0	228	0	0	9	0
536	Lewis & Clark	24	0	0	0	0	0	0	0	0	0	4
526	Lincoln Land	0	7	0	0	0	0	19	0	0	0	0
530	Logan	0	0	0	0	0	0	0	0	0	0	26
528	McHenry	0	0	0	0	0	0	0	0	0	0	0
524	Moraine Valley	0	0	0	0	0	0	0	0	0	0	0
527	Morton	0	0	0	0	0	0	0	0	0	0	7
535	Oakton	0	26	0	0	0	0	32	0	0	0	0
505	Parkland	0	20	0	0	0	0	100	14	0	0	0
515	Prairie State	144	0	0	0	0	1	0	0	0	0	2
521	Rend Lake	0	1	0	0	0	0	120	0	0	0	0
537	Richland	102	0	0	0	0	0	0	0	0	0	0
511	Rock Valley	72	0	0	0	1	0	48	0	0	0	102
518	Sandburg	0	0	0	0	0	0	0	0	0	0	0
506	Sauk Valley	0	6	0	0	0	0	0	0	0	6	2
531	Shawnee	1	1	0	0	0	0	0	0	0	0	0
510	South Suburban	0	0	0	14	0	0	110	17	0	0	0
533	Southeastern	0	1	0	0	0	0	102	0	0	0	61
522	Southwestern*	143	0	42	0	63	74	80	0	0	30	31
534	Spoon River	0	0	0	0	0	0	0	0	0	0	0
504	Triton	28	0	0	0	0	0	108	26	0	0	18
516	Waubonsee	100	0	0	0	0	0	0	0	0	0	9
539	Wood	25	0	0	0	0	0	0	0	0	0	0
	TOTALS	1,160	179	42	51	64	75	1,211	57	55	75	505

\*Formerly Belleville Area College

SOURCE OF DATA: Annual Enrollment & Completion Data (A1)

Illinois Community College Board  
Table III-3  
ANNUAL UNDUPLICATED ENROLLMENT BY ACADEMIC PROGRAM BY COLLEGE  
FOR FISCAL YEAR 2002

Dist. No.	District/College	Law Enf/Police Sci 12.430107	Security Svcs (Priv) 12.430109	Crim Just/Corr, Othr 12.430199	Fire Protection Safety Tech 12.430201	Fire Services Admin 12.430202	Firefighting 12.430203	Prot. Svcs Enrollees 12.439999	Social Work/ Svc 12.440701	Pblc/Soc Svcs Enrollees 12.449999	Mason and Tilesetter 12.460101	Carpentry 12.460201
503	Black Hawk	78	3	0	0	39	0	0	0	0	0	0
508	Chicago	(1,300)	(7)	(0)	(176)	(0)	(0)	(0)	(88)	(0)	(0)	(72)
	Daley	308	5	0	0	0	0	0	0	0	0	0
	Kennedy-King	0	0	0	0	0	0	0	58	0	0	72
	Malcolm X	0	0	0	0	0	0	0	0	0	0	0
	Olive-Harvey	2	0	0	0	0	0	0	0	0	0	0
	Truman	49	0	0	0	0	0	0	0	0	0	0
	Washington	871	2	0	176	0	0	0	20	0	0	0
	Wilbur Wright	70	0	0	0	0	0	0	10	0	0	0
507	Danville	99	0	0	0	0	0	0	27	3	0	0
502	DuPage	268	0	0	262	2	43	0	213	0	0	0
509	Elgin	87	0	13	183	0	0	0	458	30	0	0
512	Harper	453	0	0	88	0	0	0	0	0	0	0
540	Heartland	0	0	0	0	0	0	0	0	0	0	0
519	Highland	0	0	0	0	0	0	0	0	0	0	0
514	Illinois Central	243	32	0	192	0	0	23	0	61	0	0
529	Illinois Eastern	(74)	(0)	(0)	(0)	(0)	(81)	(0)	(52)	(1)	(0)	(0)
	Frontier	0	0	0	0	0	81	0	0	0	0	0
	Lincoln Trail	1	0	0	0	0	0	0	0	0	0	0
	Olney Central	73	0	0	0	0	0	0	0	0	0	0
	Wabash	0	0	0	0	0	0	0	52	1	0	0
513	Illinois Valley	61	0	0	0	0	0	1	0	156	0	0
525	Joliet	87	0	0	147	0	4	0	0	0	0	0
520	Kankakee	98	0	0	1	0	0	0	0	55	0	0
501	Kaskaskia	111	0	0	0	0	0	0	0	116	0	0
523	Kishwaukee	56	0	0	40	0	0	0	0	1	0	0
532	Lake County	259	0	0	93	0	0	118	19	1,292	0	0
517	Lake Land	2	0	0	0	0	0	0	143	0	0	0
536	Lewis & Clark	110	0	0	65	0	0	0	0	156	0	0
526	Lincoln Land	918	45	0	35	0	20	0	0	0	0	0
530	Logan	286	0	0	0	0	0	0	0	140	0	100
528	McHenry	72	0	0	0	0	122	19	0	1	0	0
524	Moraine Valley	848	21	0	101	16	46	0	0	2,948	0	0
527	Morton	39	0	0	0	0	0	0	0	0	0	0
535	Oakton	244	0	0	121	0	0	0	89	0	0	0
505	Parkland	134	0	0	49	0	0	6	83	15	0	0
515	Prairie State	43	0	0	33	0	0	0	0	0	0	0
521	Rend Lake	93	0	0	0	2	0	10	0	7	0	0
537	Richland	57	0	0	58	0	0	0	0	6	0	0
511	Rock Valley	131	0	0	1	33	0	0	117	0	2	4
518	Sandburg	51	0	0	0	0	0	0	30	0	0	13
506	Sauk Valley	26	0	0	0	0	0	0	32	0	0	0
531	Shawnee	43	12	0	12	0	0	0	34	21	0	0
510	South Suburban	238	0	0	44	0	0	92	186	9	0	0
533	Southeastern	41	0	0	0	0	11	0	0	0	0	21
522	Southwestern*	553	4	0	135	0	150	0	31	16	45	258
534	Spoon River	8	0	0	0	0	0	0	0	0	0	0
504	Triton	488	0	0	131	0	0	32	0	0	0	0
516	Waubonsee	117	1	0	51	1	12	0	55	10	0	0
539	Wood	<u>14</u>	<u>0</u>	<u>0</u>	<u>43</u>	<u>0</u>	<u>0</u>	<u>0</u>	<u>0</u>	<u>6</u>	<u>0</u>	<u>0</u>
	TOTALS	7,830	125	13	2,061	93	489	301	1,657	5,050	47	468

\*Formerly Belleville Area College

SOURCE OF DATA: Annual Enrollment & Completion Data (A1)

Illinois Community College Board  
Table III-3  
ANNUAL UNDUPLICATED ENROLLMENT BY ACADEMIC PROGRAM BY COLLEGE  
FOR FISCAL YEAR 2002

Dist. No.	District/College	Library Assisting 12.250301	Library Enrollees 12.259999	Leisure Facility Mgmt 12.310301	Hlth/Phys Edu/Fitness 12.310501	Biological Technology 12.410101	Nuclear Power Tech 12.410205	Chem Technology 12.410301	Sci Tech Enrollees 12.419999	Corrections 12.430102
503	Black Hawk	15	0	0	0	0	0	0	0	0
508	Chicago	(1)	(0)	(0)	(0)	(16)	(0)	(0)	(0)	(3)
	Daley	0	0	0	0	0	0	0	0	0
	Kennedy-King	0	0	0	0	0	0	0	0	0
	Malcolm X	0	0	0	0	0	0	0	0	0
	Olive-Harvey	0	0	0	0	0	0	0	0	0
	Truman	0	0	0	0	16	0	0	0	0
	Washington	0	0	0	0	0	0	0	0	3
	Wilbur Wright	1	0	0	0	0	0	0	0	0
507	Danville	0	0	0	0	0	0	0	0	0
502	DuPage	177	0	5	0	0	0	0	0	0
509	Elgin	0	0	4	0	0	0	0	0	2
512	Harper	0	0	0	0	0	0	0	0	0
540	Heartland	0	0	0	0	0	0	0	0	9
519	Highland	0	0	0	0	0	0	0	0	0
514	Illinois Central	31	8	0	0	0	0	0	0	0
529	Illinois Eastern	(0)	(0)	(0)	(0)	(0)	(0)	(0)	(0)	(0)
	Frontier	0	0	0	0	0	0	0	0	0
	Lincoln Trail	0	0	0	0	0	0	0	0	0
	Olney Central	0	0	0	0	0	0	0	0	0
	Wabash	0	0	0	0	0	0	0	0	0
513	Illinois Valley	0	0	0	0	0	0	0	80	0
525	Joliet	3	0	0	0	0	3	0	0	108
520	Kankakee	0	0	0	0	0	0	0	0	0
501	Kaskaskia	0	0	0	0	0	0	0	0	0
523	Kishwaukee	0	0	0	0	0	0	0	0	1
532	Lake County	35	7	0	0	0	0	24	8	0
517	Lake Land	0	0	0	0	0	0	0	0	0
536	Lewis & Clark	6	0	0	0	0	0	0	0	0
526	Lincoln Land	0	0	0	0	0	0	0	0	0
530	Logan	0	0	0	0	0	0	0	0	0
528	McHenry	0	0	0	45	0	0	0	0	0
524	Moraine Valley	0	0	22	0	0	0	0	0	0
527	Morton	0	0	0	0	0	0	0	0	0
535	Oakton	0	0	0	0	0	0	0	0	0
505	Parkland	0	0	0	0	0	0	0	0	0
515	Prairie State	0	0	10	0	0	0	0	0	0
521	Rend Lake	0	0	0	0	0	0	0	0	1
537	Richland	0	0	0	0	0	0	0	0	0
511	Rock Valley	0	0	1	0	0	0	0	0	0
518	Sandburg	0	0	0	0	0	0	0	0	0
506	Sauk Valley	0	0	0	0	0	0	0	0	12
531	Shawnee	0	0	0	0	0	0	0	0	0
510	South Suburban	0	0	37	0	0	0	0	0	0
533	Southeastern	0	0	0	0	0	0	0	0	9
522	Southwestern*	0	0	0	0	0	0	31	0	0
534	Spoon River	0	0	0	0	0	0	0	0	0
504	Triton	0	0	31	0	0	0	0	0	4
516	Waubensee	0	0	0	0	0	0	0	0	0
539	Wood	0	0	0	0	0	0	0	0	0
	TOTALS	268	15	110	45	16	3	55	88	149

\*Formerly Belleville Area College

SOURCE OF DATA: Annual Enrollment & Completion Data (A1)

Illinois Community College Board  
Table III-3  
ANNUAL UNDUPLICATED ENROLLMENT BY ACADEMIC PROGRAM BY COLLEGE  
FOR FISCAL YEAR 2002

Dist. No.	District/College	Eng Tech Enrollees 12 159999	Child Care/Develpmt 12 200202	Fash Design/Coord 12 200306	Food Prod/Mgmt, Gen 12 200401	Dietetic Aide/Asst 12 200404	Furn/Eqpt Inst, Othr 12 200501	Elder Care Prov/Comp 12 200602	Custodial Services 12 200604	Inst Svcs Enrollees 12 209999	Legal Assisting 12 220103	Tech/Bus Writing 12 231101
503	Black Hawk	0	169	0	0	0	0	0	30	0	33	1
508	Chicago	(76)	(1,645)	(0)	(1,293)	(30)	(0)	(0)	(0)	(10)	(0)	(0)
	Daley	31	204	0	0	2	0	0	0	0	0	0
	Kennedy-King	3	272	0	17	0	0	0	0	0	0	0
	Malcolm X	3	267	0	0	28	0	0	0	0	0	0
	Olive-Harvey	2	321	0	0	0	0	0	0	0	0	0
	Truman	26	154	0	0	0	0	0	0	0	0	0
	Washington	6	427	0	1,276	0	0	0	0	0	0	0
	Wilbur Wright	5	0	0	0	0	0	0	0	10	0	0
507	Danville	50	45	0	0	0	0	0	0	0	0	0
502	DuPage	142	362	119	0	0	324	5	0	0	0	0
509	Elgin	231	4	0	0	0	0	2	0	34	220	0
512	Harper	0	377	139	0	68	284	0	0	0	304	0
540	Heartland	0	96	0	0	0	0	0	0	0	0	0
519	Highland	0	84	0	0	0	0	0	0	0	0	0
514	Illinois Central	69	242	0	0	2	39	0	30	10	135	0
529	Illinois Eastern	(10,616)	(60)	(0)	(0)	(0)	(0)	(0)	(59)	(36)	(0)	(0)
	Frontier	11	0	0	0	0	0	0	0	0	0	0
	Lincoln Trail	23	0	0	0	0	0	0	59	22	0	0
	Olney Central	87	0	0	0	0	0	0	0	0	0	0
	Wabash	10,495	60	0	0	0	0	0	0	14	0	0
513	Illinois Valley	19	84	0	0	0	0	0	0	14	0	0
525	Joliet	1,184	167	0	0	0	97	0	0	0	0	0
520	Kankakee	112	80	0	0	0	0	0	0	0	10	0
501	Kaskaskia	648	153	0	0	0	0	0	44	2	0	0
523	Kishwaukee	35	65	0	0	0	0	0	0	1	0	0
532	Lake County	233	283	0	0	0	0	0	0	1	0	224
517	Lake Land	0	105	0	0	0	0	0	217	0	0	0
536	Lewis & Clark	241	102	0	0	0	0	7	0	72	0	0
526	Lincoln Land	0	125	0	0	7	0	0	0	0	0	0
530	Logan	310	128	0	0	0	0	0	0	0	0	0
528	McHenry	47	132	0	0	0	0	0	0	21	0	0
524	Moraine Valley	913	244	0	0	0	0	0	0	0	0	0
527	Morton	898	0	0	0	0	0	0	0	0	0	0
535	Oakton	0	508	0	0	0	0	0	0	0	0	0
505	Parkland	100	125	0	0	0	0	0	0	37	0	0
515	Prairie State	0	70	0	0	0	45	0	0	0	0	0
521	Rend Lake	72	93	0	0	0	0	0	55	44	0	0
537	Richland	50	145	0	0	0	0	0	38	0	0	0
511	Rock Valley	0	140	0	0	0	0	0	0	0	0	1
518	Sandburg	0	93	0	0	0	0	0	35	0	0	0
506	Sauk Valley	0	42	0	0	0	0	0	0	0	0	0
531	Shawnee	0	117	0	0	0	0	0	0	0	0	0
510	South Suburban	5	231	0	0	0	0	1	0	14	274	0
533	Southeastern	0	85	0	0	0	0	0	121	0	0	0
522	Southwestern*	287	303	0	90	0	0	0	0	73	259	0
534	Spoon River	118	0	0	0	0	0	0	0	0	0	0
504	Triton	125	342	0	0	0	40	0	0	140	0	0
516	Waubonsee	234	134	0	0	0	0	0	0	0	0	0
539	Wood	0	99	0	0	11	0	0	0	0	0	0
	TOTALS	16,815	7,279	258	1,383	118	829	15	629	509	1,235	226

\*Formerly Belleville Area College

SOURCE OF DATA: Annual Enrollment & Completion Data (A1)

Illinois Community College Board  
Table III-3  
ANNUAL UNDUPLICATED ENROLLMENT BY ACADEMIC PROGRAM BY COLLEGE  
FOR FISCAL YEAR 2002

Dist. No.	District/College	Envir/Pollution Tech 12 150507	Industrial Tech 12 150603	Plastic Technology 12 150607	Metallurgy Tech 12 150611	Occ Safety/Hlth Tech 12 150701	Quality Control Tech 12 150702	Mech Design Tech 12 150805	Comp-Aided Design 12 150810	Coal Mining Tech 12 150901	Constr/Building Tech 12 151001	Surveying 12 151102
503	Black Hawk	2	47	0	0	0	0	0	8	0	0	0
508	Chicago	(12)	(0)	(0)	(0)	(0)	(0)	(0)	(14)	(0)	(0)	(0)
	Daley	0	0	0	0	0	0	0	1	0	0	0
	Kennedy-King	0	0	0	0	0	0	0	0	0	0	0
	Malcolm X	0	0	0	0	0	0	0	0	0	0	0
	Olive-Harvey	0	0	0	0	0	0	0	0	0	0	0
	Truman	0	0	0	0	0	0	0	0	0	0	0
	Washington	0	0	0	0	0	0	0	0	0	0	0
	Wilbur Wright	12	0	0	0	0	0	0	13	0	0	0
507	Danville	0	32	0	0	0	0	0	17	0	0	0
502	DuPage	0	151	8	0	4	0	0	62	0	0	0
509	Elgin	0	0	6	59	0	0	0	221	0	0	0
512	Harper	0	1	0	0	0	4	49	14	0	0	0
540	Heartland	0	0	0	0	0	0	0	35	0	0	0
519	Highland	0	148	0	0	0	0	0	1	0	0	0
514	Illinois Central	0	88	0	0	0	0	52	11	0	0	0
529	Illinois Eastern	(0)	(15)	(0)	(0)	(0)	(25)	(1)	(1)	(3)	(0)	(0)
	Frontier	0	0	0	0	0	22	0	0	0	0	0
	Lincoln Trail	0	0	0	0	0	2	1	1	0	0	0
	Olney Central	0	0	0	0	0	1	0	0	0	0	0
	Wabash	0	15	0	0	0	0	0	0	3	0	0
513	Illinois Valley	0	0	0	0	0	0	0	64	0	0	0
525	Joliet	0	96	0	0	0	0	100	0	0	0	0
520	Kankakee	0	2	0	0	0	0	0	62	0	0	0
501	Kaskaskia	0	0	0	0	0	0	0	0	0	0	0
523	Kishwaukee	0	0	0	0	0	0	0	38	0	0	0
532	Lake County	0	0	0	0	0	0	45	143	0	71	0
517	Lake Land	0	0	0	0	0	0	20	43	0	0	0
536	Lewis & Clark	0	13	0	0	0	0	0	79	0	0	0
526	Lincoln Land	0	0	0	0	0	0	0	0	0	0	0
530	Logan	0	0	0	0	0	0	0	71	0	0	0
528	McHenry	0	0	24	0	0	0	9	22	0	0	0
524	Moraine Valley	0	0	0	3	0	60	165	93	0	0	0
527	Morton	0	0	0	0	0	0	0	11	0	0	0
535	Oakton	0	0	0	0	0	0	39	74	0	0	0
505	Parkland	0	43	0	0	0	0	0	18	0	0	1
515	Prairie State	0	6	0	0	0	0	9	27	0	0	0
521	Rend Lake	0	7	0	0	0	0	0	5	0	0	0
537	Richland	0	12	0	0	0	0	0	0	0	0	0
511	Rock Valley	0	90	0	0	1	50	0	122	0	0	0
518	Sandburg	0	16	0	0	0	0	26	6	0	0	0
506	Sauk Valley	0	3	0	0	0	5	22	17	0	0	0
531	Shawnee	0	0	0	0	0	0	0	0	0	0	0
510	South Suburban	0	0	0	0	0	0	0	60	0	0	0
533	Southeastern	0	0	0	0	0	0	0	0	0	0	0
522	Southwestern*	0	39	0	0	0	0	0	0	0	0	0
534	Spoon River	0	0	0	0	0	0	0	0	0	0	0
504	Triton	0	0	3	19	0	13	36	90	0	0	0
516	Waubonsee	0	0	0	0	0	13	0	41	0	0	0
539	Wood	0	0	0	0	0	0	0	40	0	0	0
	TOTALS	14	809	41	81	5	170	573	1,510	3	71	1

\*Formerly Belleville Area College

SOURCE OF DATA: Annual Enrollment & Completion Data (A1)

Illinois Community College Board  
Table III-3  
ANNUAL UNDUPLICATED ENROLLMENT BY ACADEMIC PROGRAM BY COLLEGE  
FOR FISCAL YEAR 2002

Dist. No.	District/College	Electronic Tech 12 150303	Telecom Elec Tech 12 150310	Elec Eng Tech, Other 12 150399	Biomed Equip Tech 12 150401	Comp Srvc Tech 12 150402	Electromech Tech 12 150403	Instr Tech 12 150404	Robotics Tech 12 150405	Fluid Power Tech 12 150410	Automtd Manuf Tech 12 150411	Water/Wastewir Tech 12 150506
503	Black Hawk	0	0	0	0	0	52	2	28	0	3	0
508	Chicago	(21)	(1)	(0)	(0)	(27)	(0)	(0)	(0)	(0)	(0)	(0)
	Daley	0	1	0	0	0	0	0	0	0	0	0
	Kennedy-King	0	0	0	0	0	0	0	0	0	0	0
	Malcolm X	0	0	0	0	0	0	0	0	0	0	0
	Olive-Harvey	0	0	0	0	27	0	0	0	0	0	0
	Truman	21	0	0	0	0	0	0	0	0	0	0
	Washington	0	0	0	0	0	0	0	0	0	0	0
	Wilbur Wright	0	0	0	0	0	0	0	0	0	0	0
507	Danville	0	0	0	0	0	0	0	0	0	0	0
502	DuPage	177	0	0	0	402	0	0	14	0	22	0
509	Elgin	69	0	0	0	0	0	0	0	0	49	0
512	Harper	126	0	0	0	3	5	0	0	0	22	0
540	Heartland	17	0	14	0	0	0	0	0	0	8	0
519	Highland	1	0	0	0	0	0	0	0	0	0	0
514	Illinois Central	143	0	0	0	0	0	0	71	0	0	10
529	Illinois Eastern	(37)	(151)	(0)	(0)	(0)	(0)	(0)	(0)	(0)	(0)	(0)
	Frontier	0	0	0	0	0	0	0	0	0	0	0
	Lincoln Trail	0	151	0	0	0	0	0	0	0	0	0
	Olney Central	0	0	0	0	0	0	0	0	0	0	0
	Wabash	37	0	0	0	0	0	0	0	0	0	0
513	Illinois Valley	47	0	0	0	0	0	0	0	0	13	0
525	Joliet	133	0	0	0	0	0	0	0	0	0	3
520	Kankakee	42	0	0	0	0	0	0	0	0	0	0
501	Kaskaskia	55	0	0	0	0	0	0	0	0	0	0
523	Kishwaukee	33	0	0	0	0	0	0	0	0	16	0
532	Lake County	137	0	0	0	0	5	0	0	0	30	5
517	Lake Land	47	62	0	0	0	39	0	0	0	0	11
536	Lewis & Clark	0	0	0	0	0	0	0	0	0	0	0
526	Lincoln Land	63	0	0	0	0	0	0	0	0	0	0
530	Logan	193	0	0	0	0	0	0	0	0	23	0
528	McHenry	75	0	0	0	0	0	0	0	0	0	0
524	Moraine Valley	27	0	0	0	0	0	52	0	0	13	0
527	Morton	0	3	0	0	0	0	0	0	0	0	0
535	Oakton	99	0	0	0	19	0	0	0	0	94	0
505	Parkland	29	7	0	1	42	0	0	0	0	0	0
515	Prairie State	2	0	0	0	0	0	0	0	0	0	0
521	Rend Lake	33	0	0	0	0	0	0	0	0	0	0
537	Richland	0	0	0	8	0	0	0	0	0	12	0
511	Rock Valley	157	0	0	0	0	0	0	0	4	0	0
518	Sandburg	75	0	0	0	0	0	0	0	0	0	0
506	Sauk Valley	53	0	0	0	0	0	0	0	0	0	0
531	Shawnee	11	0	0	0	0	0	0	0	0	0	0
510	South Suburban	92	0	0	20	0	0	0	0	0	2	0
533	Southeastern	0	0	0	0	0	0	0	0	0	0	0
522	Southwestern*	44	0	0	0	0	0	0	0	0	0	0
534	Spoon River	22	0	0	0	0	0	0	0	0	0	0
504	Triton	64	0	0	0	96	0	0	2	0	68	0
516	Waubonsee	59	1	0	0	1	0	0	12	0	2	1
539	Wood	14	0	0	0	0	0	0	0	0	0	0
	TOTALS	2,197	225	14	29	590	101	54	127	4	377	30

\*Formerly Belleville Area College

SOURCE OF DATA: Annual Enrollment & Completion Data (A1)

Illinois Community College Board  
 Table III-3  
 ANNUAL UNDUPLICATED ENROLLMENT BY ACADEMIC PROGRAM BY COLLEGE  
 FOR FISCAL YEAR 2002

Dist. No.	District/College	Massage 12 120405	Nail Technology 12 120410	Baker/Pastry Chef 12 120501	Cul Arts/Chef/Tmg 12 120503	Restaurant Op Mngr 12 120504	Cook/Asst Training 12 120505	Teaching ESL 12 131401	Teacher Asst/Aide 12 131501	Architect Engng Tech 12 150101	Civil Technology 12 150201	Computer Tech 12 150301
503	Black Hawk	0	0	0	22	0	0	0	0	0	10	0
508	Chicago	(0)	(0)	(43)	(172)	(0)	(0)	(0)	(80)	(0)	(0)	(0)
	Daley	0	0	0	0	0	0	0	0	0	0	0
	Kennedy-King	0	0	43	172	0	0	0	29	0	0	0
	Malcolm X	0	0	0	0	0	0	0	37	0	0	0
	Olive-Harvey	0	0	0	0	0	0	0	0	0	0	0
	Truman	0	0	0	0	0	0	0	0	0	0	0
	Washington	0	0	0	0	0	0	0	14	0	0	0
	Wilbur Wright	0	0	0	0	0	0	0	0	0	0	0
507	Danville	0	0	0	0	0	0	0	23	0	0	0
502	DuPage	165	0	16	180	100	0	0	0	0	0	0
509	Elgin	0	0	4	289	15	0	0	12	0	0	0
512	Harper	0	0	1	23	130	0	0	0	0	0	0
540	Heartland	0	0	0	0	0	0	0	0	0	0	0
519	Highland	0	0	0	0	0	0	0	0	0	0	0
514	Illinois Central	0	0	0	111	0	0	0	0	0	0	0
529	Illinois Eastern	(0)	(0)	(0)	(44)	(0)	(0)	(0)	(35)	(0)	(0)	(0)
	Frontier	0	0	0	0	0	0	0	22	0	0	0
	Lincoln Trail	0	0	0	44	0	0	0	13	0	0	0
	Olney Central	0	0	0	0	0	0	0	0	0	0	0
	Wabash	0	0	0	0	0	0	0	0	0	0	0
513	Illinois Valley	63	0	0	40	0	0	0	0	0	0	0
525	Joliet	0	0	0	234	42	0	0	38	0	0	0
520	Kankakee	0	0	0	0	0	0	0	30	18	0	0
501	Kaskaskia	0	15	0	12	0	0	0	28	0	0	0
523	Kishwaukee	77	0	0	0	0	0	0	0	0	0	0
532	Lake County	0	0	0	23	138	0	0	38	0	21	0
517	Lake Land	0	0	0	81	0	0	0	16	0	168	30
536	Lewis & Clark	0	0	0	0	12	0	0	60	0	0	0
526	Lincoln Land	0	0	0	0	18	0	0	36	0	0	0
530	Logan	0	0	0	0	0	0	0	9	0	0	0
528	McHenry	0	0	0	0	0	0	0	0	0	0	0
524	Moraine Valley	0	0	4	0	118	0	0	154	0	0	36
527	Morton	25	0	0	0	0	0	0	0	0	0	0
535	Oakton	0	0	0	0	25	0	0	0	0	0	0
505	Parkland	7	0	0	0	49	0	21	0	0	0	0
515	Prairie State	0	0	0	0	0	0	0	4	0	0	0
521	Rend Lake	35	0	0	145	0	0	0	0	0	0	163
537	Richland	0	0	0	0	32	37	0	0	0	0	0
511	Rock Valley	0	0	0	0	0	0	0	0	0	0	0
518	Sandburg	0	7	0	0	0	0	0	0	3	0	0
506	Sauk Valley	0	0	0	0	0	0	0	0	0	0	0
531	Shawnee	22	0	0	49	4	0	0	26	0	0	0
510	South Suburban	0	0	0	0	0	0	0	52	0	0	0
533	Southeastern	0	0	0	48	0	0	0	0	0	0	0
522	Southwestern*	178	0	0	15	83	0	0	0	0	0	0
534	Spoon River	0	0	0	0	0	0	0	0	0	0	0
504	Triton	0	0	0	124	31	0	0	2	0	0	0
516	Waubonsee	131	0	0	0	0	0	0	0	0	0	0
539	Wood	0	0	0	5	13	0	0	0	0	0	0
	TOTALS	703	22	68	1,617	810	37	21	643	21	199	229

\*Formerly Belleville Area College

SOURCE OF DATA: Annual Enrollment & Completion Data (A1)

Illinois Community College Board  
Table III-3  
ANNUAL UNDUPLICATED ENROLLMENT BY ACADEMIC PROGRAM BY COLLEGE  
FOR FISCAL YEAR 2002

Dist. No.	District/College	Mktg-Rec Svcs 12 080903	Insurance Marketing 12 081001	Travel Svcs Mktg 12 081105	Mktg/Distrib, Other 12 089999	Print Journalism 12 090401	Radio/TV, Gen 12 090701	Ed Media Tech 12 100101	Radio/TV Prod 12 100104	Voc Media Enrollees 12 109999	Funeral Services 12 120301	Cosmetology 12 120403
503	Black Hawk	0	0	0	0	0	0	0	20	0	0	0
508	Chicago	(0)	(0)	(29)	(0)	(0)	(117)	(0)	(0)	(0)	(60)	(213)
	Daley	0	0	26	0	0	0	0	0	0	0	0
	Kennedy-King	0	0	0	0	0	117	0	0	0	0	0
	Malcolm X	0	0	0	0	0	0	0	0	0	60	0
	Olive-Harvey	0	0	0	0	0	0	0	0	0	0	0
	Truman	0	0	0	0	0	0	0	0	0	0	213
	Washington	0	0	3	0	0	0	0	0	0	0	0
	Wilbur Wright	0	0	0	0	0	0	0	0	0	0	0
507	Danville	0	0	0	12	0	0	0	0	0	0	76
502	DuPage	0	0	320	0	3	0	248	0	0	0	0
509	Elgin	0	0	94	5	0	0	0	0	0	0	0
512	Harper	0	4	0	0	105	0	0	0	0	0	0
540	Heartland	0	9	0	0	0	0	0	0	0	0	0
519	Highland	0	0	0	0	0	0	0	0	0	0	48
514	Illinois Central	0	0	16	127	0	0	0	0	0	0	0
529	Illinois Eastern	(0)	(0)	(0)	(3)	(0)	(0)	(0)	(23)	(0)	(0)	(56)
	Frontier	0	0	0	0	0	0	0	0	0	0	0
	Lincoln Trail	0	0	0	0	0	0	0	0	0	0	0
	Olney Central	0	0	0	0	0	0	0	0	0	0	56
	Wabash	0	0	0	3	0	0	0	23	0	0	0
513	Illinois Valley	0	0	0	2	0	0	0	0	0	0	0
525	Joliet	0	0	0	0	0	0	0	0	0	0	0
520	Kankakee	0	0	0	7	0	0	0	0	0	0	1
501	Kaskaskia	0	0	0	0	0	0	0	0	0	0	101
523	Kishwaukee	0	0	0	7	0	0	0	0	0	0	0
532	Lake County	0	0	0	1	0	0	0	0	106	0	0
517	Lake Land	0	0	0	0	0	54	0	0	0	0	146
536	Lewis & Clark	0	0	0	4	0	57	0	0	0	0	0
526	Lincoln Land	0	0	0	0	0	0	0	0	0	0	0
530	Logan	0	0	1	0	0	0	0	0	0	0	110
528	McHenry	0	0	0	112	0	0	0	0	0	0	0
524	Moraine Valley	25	0	115	0	0	0	0	0	36	0	0
527	Morton	0	0	0	0	0	0	0	0	0	0	0
535	Oakton	0	0	0	0	0	0	0	0	0	0	0
505	Parkland	0	0	10	9	0	45	0	10	10	0	0
515	Prairie State	0	0	0	0	0	0	0	0	0	0	0
521	Rend Lake	0	0	0	16	0	0	0	0	0	0	0
537	Richland	0	0	0	0	0	0	0	0	0	0	0
511	Rock Valley	0	0	0	2	0	0	0	0	0	0	0
518	Sandburg	0	0	0	0	0	0	0	0	0	33	64
506	Sauk Valley	0	0	0	0	0	0	0	0	0	0	0
531	Shawnee	0	0	0	0	0	0	0	0	0	0	31
510	South Suburban	0	0	0	5	0	0	0	0	8	0	0
533	Southeastern	0	0	0	0	0	0	0	0	0	0	76
522	Southwestern*	0	0	0	11	0	0	0	0	0	0	26
534	Spoon River	0	0	0	0	0	0	0	0	0	0	0
504	Triton	0	0	0	12	0	0	0	0	1	0	0
516	Waubonsee	0	0	23	0	0	0	0	4	0	0	0
539	Wood	0	0	0	0	0	0	0	3	0	0	0
	TOTALS	25	13	608	335	108	273	248	60	161	93	948

\*Formerly Belleville Area College

SOURCE OF DATA: Annual Enrollment & Completion Data (A1)



Illinois Community College Board  
Table III-3  
ANNUAL UNDUPLICATED ENROLLMENT BY ACADEMIC PROGRAM BY COLLEGE  
FOR FISCAL YEAR 2002

Dist. No.	District/College	Frisry Prod/Proc, Gen 12 030401	Wildlife Mgmt 12 030601	Fashion Merch 12 080102	Entrepreneurship 12 080301	Fin Svcs Mktg, Gen 12 080401	Food Prod Retail/Wholesale Op 12 080601	Industrial Marketing 12 080702	Retailing 12 080705	Gen Mktg/Sales 12 080706	Gen Mktg Op 12 080708	Distribution Op, Gen 12 080709
503	Black Hawk	0	0	0	0	0	0	0	152	0	0	0
508	Chicago	(0)	(0)	(0)	(0)	(0)	(0)	(0)	(0)	(1)	(0)	(0)
	Daley	0	0	0	0	0	0	0	0	0	0	0
	Kennedy-King	0	0	0	0	0	0	0	0	0	0	0
	Malcolm X	0	0	0	0	0	0	0	0	0	0	0
	Olive-Harvey	0	0	0	0	0	0	0	0	1	0	0
	Truman	0	0	0	0	0	0	0	0	0	0	0
	Washington	0	0	0	0	0	0	0	0	0	0	0
	Wilbur Wright	0	0	0	0	0	0	0	0	0	0	0
507	Danville	0	0	0	0	0	0	0	0	52	0	0
502	DuPage	0	0	81	13	0	1	0	0	218	0	15
509	Elgin	0	0	0	0	0	0	0	7	20	0	0
512	Harper	0	0	62	0	0	0	4	4	247	0	109
540	Heartland	0	0	0	0	0	0	0	0	0	0	0
519	Highland	0	0	0	0	0	0	0	0	1	0	0
514	Illinois Central	0	0	0	0	0	0	0	0	54	0	1
529	Illinois Eastern	(0)	(0)	(0)	(0)	(0)	(0)	(0)	(65)	(0)	(0)	(0)
	Frontier	0	0	0	0	0	0	0	0	0	0	0
	Lincoln Trail	0	0	0	0	0	0	0	0	0	0	0
	Olney Central	0	0	0	0	0	0	0	0	0	0	0
	Wabash	0	0	0	0	0	0	0	65	0	0	0
513	Illinois Valley	0	0	0	0	0	0	0	0	12	0	0
525	Joliet	0	0	56	0	0	0	0	3	89	0	0
520	Kankakee	0	0	0	0	0	0	0	0	0	0	0
501	Kaskaskia	0	0	0	0	0	0	0	5	0	0	0
523	Kishwaukee	0	0	0	0	0	0	0	1	0	0	0
532	Lake County	0	0	0	0	0	0	0	94	142	0	0
517	Lake Land	0	0	0	4	0	0	0	109	29	0	0
536	Lewis & Clark	0	0	0	0	0	0	0	0	2	0	0
526	Lincoln Land	0	0	0	0	0	0	0	0	5	0	0
530	Logan	0	0	15	0	0	0	0	0	54	0	0
528	McHenry	0	0	0	0	0	0	0	0	26	0	0
524	Moraine Valley	0	0	0	0	0	0	0	86	4	0	0
527	Morton	0	0	0	0	0	0	0	0	0	0	0
535	Oakton	0	0	0	0	0	0	0	10	20	19	56
505	Parkland	0	0	0	0	0	0	0	0	42	0	0
515	Prairie State	0	0	0	0	0	0	0	0	0	0	0
521	Rend Lake	0	0	0	0	0	0	0	0	0	0	0
537	Richland	0	0	0	0	0	0	0	0	0	0	0
511	Rock Valley	0	0	0	0	2	0	0	1	31	0	0
518	Sandburg	0	0	0	0	0	1	0	0	36	0	0
506	Sauk Valley	0	0	0	0	0	0	0	0	23	0	0
531	Shawnee	0	13	0	0	0	0	0	0	0	0	0
510	South Suburban	0	0	23	9	0	0	0	2	29	0	0
533	Southeastern	37	48	0	0	0	0	0	0	0	0	0
522	Southwestern*	0	0	0	0	0	0	0	0	67	9	0
534	Spoon River	0	0	0	0	0	0	0	0	0	0	0
504	Triton	0	0	0	0	15	0	0	0	101	0	2
516	Waubonsee	0	0	3	0	0	0	0	64	0	18	0
539	Wood	0	0	0	0	0	0	0	0	8	0	0
	TOTALS	37	61	240	26	17	2	4	603	1,313	46	183

\*Formerly Belleville Area College

SOURCE OF DATA: Annual Enrollment & Completion Data (A1)

Illinois Community College Board  
Table III-3  
ANNUAL UNDUPLICATED ENROLLMENT BY ACADEMIC PROGRAM BY COLLEGE  
FOR FISCAL YEAR 2002

Dist. No.	District/College	Arboriculture 12 010602	Orn. Horticulture 12 010603	Grbhse Oper/Mgmt 12 010604	Landscaping 12 010605	Nursery Oper/Mgmt 12 010606	Turf Management 12 010607	Parks/Grounds Mgmt 12 010610	Agbus/Ag Prod, Othr 12 019999	Nrtl Rsrces Conservation 12 030101	Nrtl Rsrces Mgmt/Policy 12 030201
503	Black Hawk	0	0	0	0	0	0	0	172	0	0
508	Chicago	(0)	(0)	(0)	(0)	(0)	(0)	(0)	(0)	(0)	(0)
	Daley	0	0	0	0	0	0	0	0	0	0
	Kennedy-King	0	0	0	0	0	0	0	0	0	0
	Malcolm X	0	0	0	0	0	0	0	0	0	0
	Olive-Harvey	0	0	0	0	0	0	0	0	0	0
	Truman	0	0	0	0	0	0	0	0	0	0
	Washington	0	0	0	0	0	0	0	0	0	0
	Wilbur Wright	0	0	0	0	0	0	0	0	0	0
507	Danville	0	11	0	30	0	0	0	2	0	0
502	DuPage	0	12	9	41	8	6	0	0	0	0
509	Elgin	0	0	0	0	0	0	0	0	0	0
512	Harper	1	18	0	4	0	0	13	0	0	0
540	Heartland	0	0	0	0	0	0	0	0	0	0
519	Highland	0	0	0	0	0	0	0	0	0	0
514	Illinois Central	0	0	0	6	0	1	0	14	0	0
529	Illinois Eastern	(0)	(0)	(0)	(0)	(0)	(0)	(0)	(8)	(0)	(0)
	Frontier	0	0	0	0	0	0	0	8	0	0
	Lincoln Trail	0	0	0	0	0	0	0	0	0	0
	Olney Central	0	0	0	0	0	0	0	0	0	0
	Wabash	0	0	0	0	0	0	0	0	0	0
513	Illinois Valley	0	12	0	0	0	0	0	2	0	0
525	Joliet	0	15	2	4	3	3	0	3	0	0
520	Kankakee	0	0	0	0	0	0	0	1	0	0
501	Kaskaskia	0	0	0	0	0	0	0	27	0	0
523	Kishwaukee	0	13	14	34	3	20	0	32	0	0
532	Lake County	6	25	0	66	0	36	0	58	0	5
517	Lake Land	0	0	0	0	0	0	0	0	0	0
536	Lewis & Clark	0	0	0	0	0	7	0	32	0	0
526	Lincoln Land	0	0	0	30	0	0	0	0	0	0
530	Logan	0	0	0	0	0	0	0	0	0	0
528	McHenry	0	20	0	10	0	0	1	35	0	0
524	Moraine Valley	0	0	0	0	0	0	0	0	0	0
527	Morton	0	0	0	0	0	0	0	0	0	0
535	Oakton	0	0	0	0	0	0	0	0	0	0
505	Parkland	0	0	0	36	0	0	0	34	0	0
515	Prairie State	0	0	0	0	0	0	0	0	0	0
521	Rend Lake	0	0	0	0	0	0	0	18	0	0
537	Richland	0	0	0	0	0	0	0	3	0	0
511	Rock Valley	0	0	0	0	0	0	0	0	0	0
518	Sandburg	0	0	0	0	0	0	0	0	0	0
506	Sauk Valley	0	0	0	0	0	0	0	0	0	0
531	Shawnee	0	0	0	0	0	0	0	0	1	0
510	South Suburban	0	0	0	0	0	0	0	0	0	0
533	Southeastern	0	0	0	11	0	0	0	0	0	0
522	Southwestern*	0	0	0	0	0	0	0	25	0	0
534	Spoon River	0	0	0	0	0	0	0	4	0	0
504	Triton	0	0	29	56	0	0	0	41	0	0
516	Waubonsee	0	0	0	0	0	0	0	0	0	0
539	Wood	0	0	0	0	0	0	0	7	0	0
	TOTALS	7	126	54	328	14	73	14	518	1	5

\*Formerly Belleville Area College

SOURCE OF DATA: Annual Enrollment & Completion Data (A1)

Illinois Community College Board  
Table III-3  
ANNUAL UNDUPLICATED ENROLLMENT BY ACADEMIC PROGRAM BY COLLEGE  
FOR FISCAL YEAR 2002

Dist. No.	District/College	Ag Bus. & Mgmt. 12 010101	Ag Bus./Mgmt, Other 12 010199	Ag Mechanics, Gen. 12 010201	Ag Mechanics, Other 12 010299	Ag Production, Gen 12 010301	Animal Production 12 010302	Crop Prod Op/Mgmt 12 010304	Ag/Food Prod Proc 12 010401	Ag Svcs/Sup, Gen 12 010501	Horsehandling/Care 12 010507	Horticulture, General 12 010601
503	Black Hawk	23	0	6	0	24	11	0	0	0	0	55
508	Chicago	(0)	(0)	(0)	(0)	(0)	(0)	(0)	(0)	(0)	(0)	(0)
	Daley	0	0	0	0	0	0	0	0	0	0	0
	Kennedy-King	0	0	0	0	0	0	0	0	0	0	0
	Malcolm X	0	0	0	0	0	0	0	0	0	0	0
	Olive-Harvey	0	0	0	0	0	0	0	0	0	0	0
	Truman	0	0	0	0	0	0	0	0	0	0	0
	Washington	0	0	0	0	0	0	0	0	0	0	0
	Wilbur Wright	0	0	0	0	0	0	0	0	0	0	0
507	Danville	13	0	4	0	0	0	0	0	0	0	0
502	DuPage	0	0	0	0	0	0	0	0	0	0	195
509	Elgin	0	0	0	0	0	0	0	0	0	0	0
512	Harper	0	0	0	0	0	0	0	0	0	0	68
540	Heartland	0	0	0	0	0	0	0	0	0	0	0
519	Highland	17	0	0	0	6	0	0	0	0	0	0
514	Illinois Central	33	0	41	0	0	0	0	0	0	0	144
529	Illinois Eastern	(41)	(0)	(0)	(0)	(13)	(0)	(0)	(0)	(0)	(0)	(44)
	Frontier	0	0	0	0	0	0	0	0	0	0	0
	Lincoln Trail	0	0	0	0	0	0	0	0	0	0	44
	Olney Central	0	0	0	0	0	0	0	0	0	0	0
	Wabash	41	0	0	0	13	0	0	0	0	0	0
513	Illinois Valley	3	0	0	0	0	0	0	0	0	0	0
525	Joliet	23	0	0	0	44	0	0	0	0	0	163
520	Kankakee	0	0	0	0	0	0	0	0	0	0	0
501	Kaskaskia	41	0	0	0	0	0	0	0	0	0	29
523	Kishwaukee	10	0	44	0	24	0	0	0	0	0	12
532	Lake County	0	0	0	0	0	0	0	0	0	0	1
517	Lake Land	41	0	51	0	44	2	2	0	0	5	130
536	Lewis & Clark	5	0	0	0	0	0	0	0	0	0	0
526	Lincoln Land	0	0	0	0	57	0	0	0	0	0	0
530	Logan	0	0	0	0	0	0	0	0	0	0	0
528	McHenry	0	0	0	0	0	0	0	0	0	0	37
524	Moraine Valley	0	0	0	0	0	0	0	0	0	0	0
527	Morton	0	0	0	0	0	0	0	0	0	0	0
535	Oakton	0	0	0	0	0	0	0	0	0	0	0
505	Parkland	44	8	7	3	0	20	0	0	0	0	0
515	Prairie State	0	0	0	0	0	0	0	0	0	0	0
521	Rend Lake	22	0	34	0	25	0	0	0	0	0	89
537	Richland	6	0	0	0	0	0	0	2	2	0	73
511	Rock Valley	0	0	0	0	0	0	0	0	0	0	0
518	Sandburg	0	0	0	0	21	0	0	0	0	0	0
506	Sauk Valley	0	0	0	0	0	0	0	0	0	0	0
531	Shawnee	5	0	0	0	5	0	0	0	0	0	0
510	South Suburban	0	0	0	0	0	0	0	0	0	0	0
533	Southeastern	0	0	0	0	0	0	0	0	0	0	50
522	Southwestern*	2	0	0	0	0	0	0	0	0	0	95
534	Spoon River	0	0	24	0	15	0	0	0	0	0	0
504	Triton	0	0	0	0	0	0	0	0	0	0	0
516	Waubensee	0	0	0	0	0	0	0	0	0	0	0
539	Wood	44	0	0	0	0	12	0	0	0	0	34
	TOTALS	373	8	211	3	278	45	2	2	2	5	1,219

\*Formerly Belleville Area College

SOURCE OF DATA: Annual Enrollment & Completion Data (A1)

Illinois Community College Board  
Table III-3  
ANNUAL UNDUPLICATED ENROLLMENT BY ACADEMIC PROGRAM BY COLLEGE  
FOR FISCAL YEAR 2002

Dist. No.	District/College	Adult Secondary Education	Pre-Bacc/Trans Course Enrollees	English as a Second Language	General Studies	Vocational **	Total
503	Black Hawk	708	599	0	19	2,165	13,084
508	Chicago	(4,744)	(5,306)	(36,245)	(185)	(7,175)	(121,330)
	Daley	463	333	5,445	25	1,015	16,875
	Kennedy-King	183	120	919	17	463	10,159
	Malcolm X	1,042	290	4,601	16	735	17,489
	Olive-Harvey	650	626	1,188	14	857	10,416
	Truman	1,489	1,099	17,987	28	1,182	30,305
	Washington	115	1,637	23	74	892	15,905
	Wilbur Wright	802	1,201	6,082	11	2,031	20,181
507	Danville	154	71	56	0	1,529	5,659
502	DuPage	1,213	377	5,559	12,204	3,093	54,746
509	Elgin	411	18	3,620	0	597	18,263
512	Harper	371	6,321	3,235	0	0	24,947
540	Heartland	0	0	82	0	780	7,077
519	Highland	218	440	149	1,118	1,311	6,271
514	Illinois Central	320	1,670	73	251	15	18,809
529	Illinois Eastern	(289)	(3,542)	(47)	(0)	(4,729)	(24,516)
	Frontier	170	1,160	27	0	4,215	6,638
	Lincoln Trail	0	591	1	0	2	2,042
	Olney Central	88	734	1	0	64	2,759
	Wabash	31	1,057	18	0	448	13,077
513	Illinois Valley	681	454	101	1,169	0	7,244
525	Joliet	741	46	1,393	423	75	20,385
520	Kankakee	492	1,398	117	635	1,203	8,434
501	Kaskaskia	260	864	53	2	0	6,383
523	Kishwaukee	321	1,337	711	170	29	6,911
532	Lake County	576	3,958	3,450	586	569	25,710
517	Lake Land	315	2,568	56	0	3,151	14,129
536	Lewis & Clark	582	2,828	44	165	648	11,900
526	Lincoln Land	549	1,433	619	1	3,819	18,090
530	Logan	458	3	7	1	1,551	11,238
528	McHenry	393	2,689	2,269	0	2	11,589
524	Moraine Valley	1,050	5,498	1,878	0	1,075	26,918
527	Morton	53	2,614	2,218	27	106	7,040
535	Oakton	373	1	2,706	87	13,342	34,566
505	Parkland	456	3,367	63	0	820	15,123
515	Prairie State	129	0	717	0	1,927	10,389
521	Rend Lake	442	1,268	13	0	4,349	10,181
537	Richland	55	610	0	254	848	6,799
511	Rock Valley	372	1,328	693	1	1,232	15,136
518	Sandburg	468	144	27	0	1,071	6,036
506	Sauk Valley	201	832	167	0	540	4,913
531	Shawnee	239	331	46	506	1,373	5,297
510	South Suburban	702	1,212	1,075	1	2,917	15,395
533	Southeastern	77	1,680	0	110	991	5,907
522	Southwestern*	1,655	4,596	0	2	95	23,587
534	Spoon River	231	719	28	0	513	3,975
504	Triton	801	2,569	3,904	0	6,672	27,807
516	Waubonsee	1,152	2,139	3,894	828	297	16,373
539	Wood	<u>208</u>	<u>881</u>	<u>25</u>	<u>357</u>	<u>2</u>	<u>4,255</u>
	TOTALS	22,460	65,711	75,340	19,102	70,611	676,412

\*Formerly Belleville Area College

\*\* Corrected

SOURCE OF DATA: Annual Enrollment & Completion Data (A1)

Illinois Community College Board  
Table III-4  
SUMMARY OF ANNUAL UNDUPLICATED HEADCOUNT ENROLLMENT BY AGE  
FOR FISCAL YEAR 2002

Dist. No.	District/College	Mean Age	Median Age	16 & Under	17-20	21-24	25-30	31-39	40-55	Over 55	Unknown
503	Black Hawk	30.11	25.42	39	3,453	2,803	2,010	1,946	2,242	480	111
508	Chicago	(31.17)	(27.75)	(235)	(20,788)	(26,104)	(26,271)	(23,425)	(19,533)	(4,934)	(40)
	Daley	29.42	26.42	56	3,343	4,007	3,626	3,239	2,285	318	1
	Kennedy-King	30.29	26.42	19	2,247	2,267	1,935	1,728	1,578	379	6
	Malcolm X	31.22	28.00	29	3,219	3,564	3,485	3,536	3,081	571	4
	Olive-Harvey	29.88	25.83	45	2,601	2,203	1,915	1,684	1,563	402	3
	Truman	33.12	29.50	51	3,582	5,733	7,407	6,542	4,872	2,105	13
	Washington	31.86	28.58	11	1,996	3,620	3,544	3,223	2,912	594	5
	Wilbur Wright	30.90	26.75	24	3,800	4,710	4,359	3,473	3,242	565	8
507	Danville	31.74	26.83	48	1,524	865	739	780	1,220	278	205
502	DuPage	32.55	26.67	103	11,995	12,275	8,022	7,925	9,785	4,234	407
509	Elgin	29.13	25.17	305	4,619	3,971	3,157	2,993	2,633	484	101
512	Harper	28.52	24.17	49	6,768	6,396	4,110	3,718	3,404	484	18
540	Heartland	27.14	23.33	14	1,698	2,463	1,203	865	749	73	12
519	Highland	36.44	33.08	40	1,303	812	695	1,007	1,573	793	48
514	Illinois Central	29.25	24.58	67	5,265	4,308	2,878	2,791	2,915	525	60
529	Illinois Eastern	(37.25)	(37.17)	(1,216)	(4,142)	(1,982)	(2,376)	(3,779)	(8,258)	(2,757)	(6)
	Frontier	32.64	28.12	1048	1,603	397	535	878	1,527	645	5
	Lincoln Trail	31.64	26.00	24	552	380	299	322	309	156	0
	Olney Central	32.09	26.12	47	872	388	322	375	523	232	0
	Wabash	41.55	43.42	97	1,115	817	1,220	2,204	5,899	1,724	1
513	Illinois Valley	30.36	25.42	18	2,008	1,440	946	1,114	1,340	250	128
525	Joliet	30.15	25.33	30	5,569	4,395	2,768	3,237	3,742	643	1
520	Kankakee	30.60	25.17	222	2,326	1,479	1,031	1,221	1,567	433	155
501	Kaskaskia	28.69	23.92	401	1,887	1,108	839	912	1,062	174	0
523	Kishwaukee	27.44	22.92	31	1,969	2,210	977	782	797	131	14
532	Lake County	30.30	26.25	32	5,728	5,952	4,261	4,481	4,460	734	62
517	Lake Land	30.58	27.17	112	3,313	2,643	2,385	2,597	2,710	367	2
536	Lewis & Clark	26.59	20.92	1392	4,552	1,845	1,070	1,135	1,357	459	90
526	Lincoln Land	32.52	29.08	66	3,506	2,782	2,266	2,845	3,793	732	2,100
530	Logan	32.97	25.92	109	2,634	2,469	1,437	1,291	1,957	1,240	101
528	McHenry	29.79	25.25	58	3,131	2,472	1,694	1,848	2,015	325	46
524	Moraine Valley	29.43	24.50	96	7,215	6,492	3,667	3,991	4,643	605	209
527	Morton	29.69	26.17	14	1,468	1,669	1,488	1,186	1,010	180	25
535	Oakton	36.05	38.83	23	4,693	5,241	3,801	3,965	14,883	1,948	12
505	Parkland	28.36	23.25	80	4,186	4,425	2,143	1,815	1,982	456	36
515	Prairie State	31.90	27.42	95	2,314	2,010	1,461	1,647	2,121	524	217
521	Rend Lake	36.13	33.92	97	1,862	1,178	1,354	1,685	2,974	1,015	16
537	Richland	31.20	27.00	18	1,536	1,165	948	1,075	1,245	239	573
511	Rock Valley	30.30	26.25	45	3,774	3,165	2,375	2,671	2,647	456	3
518	Sandburg	31.38	26.25	38	1,504	1,131	852	877	1,099	356	179
506	Sauk Valley	31.96	27.42	29	1,291	866	621	750	1,098	248	10
531	Shawnee	32.71	28.33	58	1,396	820	653	792	1,176	402	0
510	South Suburban	31.42	27.25	56	3,455	2,949	2,197	2,462	3,074	630	572
533	Southeastern	32.65	27.00	107	1,544	965	774	943	1,018	528	28
522	Southwestern*	29.34	24.75	127	6,308	5,495	3,654	3,460	3,876	634	33
534	Spoon River	28.55	22.58	14	1,304	1,146	439	396	461	212	3
504	Triton	30.76	27.08	109	4,856	4,761	4,216	4,017	4,087	782	4,979
516	Waubensee	29.10	25.00	217	4,393	3,548	2,673	2,658	2,505	378	1
539	Wood	29.14	23.67	75	1,318	933	521	587	669	149	3
	TOTALS	31.14	26.67	5,885	152,595	138,733	104,972	105,669	127,680	30,272	10,606

\*Formerly Belleville Area College

SOURCE OF DATA: Annual Enrollment & Completion Data (A1)

Illinois Community College Board  
Table III-5  
SUMMARY OF ANNUAL UNDUPLICATED HEADCOUNT ENROLLMENT BY ETHNIC ORIGIN  
FOR FISCAL YEAR 2002

Dist. No.	District/College	Asian or Pacific Islander	American Indian or Alaskan	Black Non- Hispanic	Hispanic	White Non- Hispanic	Non- Resident Alien	All Other or No Indication	Total
503	Black Hawk	153	59	1,287	1,575	10,010	0	0	13,084
508	Chicago	(8,427)	(612)	(42,604)	(47,100)	(22,522)	(65)	(0)	(121,330)
	Daley	252	60	3,559	10,067	2,916	21	0	16,875
	Kennedy-King	239	59	8,541	1,114	205	1	0	10,159
	Malcolm X	837	99	10,046	5,338	1,158	11	0	17,489
	Olive-Harvey	36	59	8,086	2,084	150	1	0	10,416
	Truman	3,452	118	3,675	16,021	7,015	24	0	30,305
	Washington	2,407	129	6,980	2,945	3,444	0	0	15,905
	Wilbur Wright	1,204	88	1,717	9,531	7,634	7	0	20,181
507	Danville	53	11	544	159	4,889	3	0	5,659
502	DuPage	6,649	85	2,178	6,322	37,983	7	1,522	54,746
509	Elgin	866	36	878	5,493	10,948	42	0	18,263
512	Harper	3,458	55	825	4,120	14,786	117	1,586	24,947
540	Heartland	149	37	574	150	6,157	10	0	7,077
519	Highland	59	11	517	182	5,497	5	0	6,271
514	Illinois Central	334	57	1,929	322	16,129	38	0	18,809
529	Illinois Eastern	(122)	(38)	(475)	(238)	(23,629)	(14)	(0)	(24,516)
	Frontier	37	5	8	19	6,569	0	0	6,638
	Lincoln Trail	19	7	309	60	1,646	1	0	2,042
	Olney Central	14	4	17	10	2,701	13	0	2,759
	Wabash	52	22	141	149	12,713	0	0	13,077
513	Illinois Valley	88	20	191	578	6,194	0	173	7,244
525	Joliet	385	41	2,097	2,760	15,055	47	0	20,385
520	Kankakee	58	23	1,155	638	6,515	4	41	8,434
501	Kaskaskia	42	59	498	116	5,664	4	0	6,383
523	Kishwaukee	295	20	801	1,138	4,647	10	0	6,911
532	Lake County	1,313	99	2,416	5,531	15,223	1,127	1	25,710
517	Lake Land	138	62	1,588	427	11,840	74	0	14,129
536	Lewis & Clark	54	41	784	128	10,824	69	0	11,900
526	Lincoln Land	190	27	827	407	16,591	48	0	18,090
530	Logan	172	42	1,030	134	9,849	11	0	11,238
528	McHenry	178	28	68	2,645	8,611	59	0	11,589
524	Moraine Valley	445	80	2,417	1,955	20,580	1,441	0	26,918
527	Morton	131	6	141	4,785	1,871	106	0	7,040
535	Oakton	4,079	46	938	2,137	27,366	0	0	34,566
505	Parkland	716	55	1,970	575	11,118	689	0	15,123
515	Prairie State	133	38	3,344	1,458	3,662	52	1,702	10,389
521	Rend Lake	71	31	625	218	9,233	3	0	10,181
537	Richland	69	20	944	106	5,657	3	0	6,799
511	Rock Valley	438	78	1,554	1,431	11,616	19	0	15,136
518	Sandburg	35	19	405	174	5,384	19	0	6,036
506	Sauk Valley	45	26	100	529	4,213	0	0	4,913
531	Shawnee	72	24	915	104	4,182	0	0	5,297
510	South Suburban	179	58	7,393	2,319	5,354	92	0	15,395
533	Southeastern	29	32	1,213	212	4,416	5	0	5,907
522	Southwestern*	437	127	4,399	602	17,988	34	0	23,587
534	Spoon River	86	22	197	46	3,620	4	0	3,975
504	Triton	788	65	3,828	5,797	17,280	49	0	27,807
516	Waubonsee	254	93	961	5,906	9,148	11	0	16,373
539	Wood	<u>32</u>	<u>17</u>	<u>161</u>	<u>55</u>	<u>3,977</u>	<u>13</u>	<u>0</u>	<u>4,255</u>
	TOTALS	31,222	2,300	94,771	108,572	430,228	4,294	5,025	676,412

\*Formerly Belleville Area College

SOURCE OF DATA: Annual Enrollment & Completion Data (A1)

Illinois Community College Board  
Table III-6  
HIGHEST DEGREE PREVIOUSLY EARNED FOR FISCAL YEAR 2002  
ILLINOIS PUBLIC COMMUNITY COLLEGE STUDENTS

Dist. No.	District/College	GED	High School Diploma	Some College	Certificate	Assoc Degree	Bach Degree	Masters Degree	1st Prof* Degree	Doctoral Degree	Unknown/Other	None	Total
503	Black Hawk	1,240	5,775	1,506	322	461	602	167	5	15	617	2,374	13,084
508	Chicago	(7,617)	(54,498)	(0)	(0)	(218)	(572)	(101)	(1)	(11)	(58,312)	(0)	(121,330)
	Daley	1,433	8,171	0	0	45	155	28	0	1	7,042	0	16,875
	Kennedy-King	1,058	3,672	0	0	8	28	4	1	0	5,388	0	10,159
	Malcolm X	937	4,439	0	0	16	32	3	0	0	12,062	0	17,489
	Olive-Harvey	773	3,527	0	0	6	10	2	0	0	6,098	0	10,416
	Truman	1,143	11,142	0	0	6	23	9	0	2	17,980	0	30,305
	Washington	1,100	11,401	0	0	124	260	49	0	7	2,964	0	15,905
	Wright	1,173	12,146	0	0	13	64	6	0	1	6,778	0	20,181
507	Danville	434	2,605	0	123	241	319	146	6	8	589	1,188	5,659
502	DuPage	1,083	21,993	12,274	660	1,699	6,909	2,529	236	314	2,338	4,711	54,746
509	Elgin	492	5,310	2,916	659	1,506	674	170	31	10	5,146	1,349	18,263
512	Harper	658	17,838	0	68	257	1,438	371	0	0	0	4,317	24,947
540	Heartland	193	1,389	2,307	39	165	275	47	1	4	1,888	769	7,077
519	Highland	215	2,680	478	124	430	363	134	10	18	387	1,432	6,271
514	Illinois Central	1,049	8,576	3,100	627	2,304	1,028	271	7	21	101	1,725	18,809
529	Illinois Eastern	(1,214)	(8,342)	(1)	(857)	(1,571)	(691)	(149)	(55)	(20)	(290)	(11,326)	(24,516)
	Frontier	122	825	0	79	274	148	42	2	5	9	5,132	6,638
	Lincoln Trail	150	784	1	9	62	46	15	1	4	155	815	2,042
	Olney Central	46	307	0	41	72	25	10	0	0	5	2,253	2,759
	Wabash Valley	896	6,426	0	728	1,163	472	82	52	11	121	3,126	13,077
513	Illinois Valley	0	0	0	87	175	211	80	12	4	3,081	3,594	7,244
525	Joliet	423	9,084	0	215	1,443	31	56	0	5	7,884	1,244	20,385
520	Kankakee	234	3,292	0	176	735	96	25	1	5	3,870	0	8,434
501	Kaskaskia	138	833	448	121	114	22	10	1	1	4,683	12	6,383
523	Kishwaukee	96	536	4,054	112	294	207	55	4	7	1,416	130	6,911
532	Lake County	804	14,374	18	1,107	639	1,715	622	122	93	686	5,530	25,710
517	Lake Land	2,084	6,267	0	1,456	1,663	936	126	53	15	1	1,528	14,129
536	Lewis & Clark	245	2,263	3,744	142	240	187	43	5	8	316	4,707	11,900
526	Lincoln Land	423	5,915	3,213	236	304	397	80	0	23	7,042	457	18,090
530	Logan	0	6,094	1,859	181	536	8	1	0	0	281	2,278	11,238
528	McHenry	347	4,002	1,636	629	1,087	552	166	20	15	67	3,068	11,589
524	Moraine Valley	779	11,636	6,628	298	652	997	248	16	40	800	4,824	26,918
527	Morton	121	2,084	337	47	72	60	19	2	1	856	3,441	7,040
535	Oakton	0	0	5,800	486	643	2,655	1,027	0	153	19,358	4,444	34,566
505	Parkland	589	9,831	93	243	588	1,036	350	15	65	1,453	860	15,123
515	Prairie State	0	0	0	0	0	0	0	0	0	10,389	0	10,389
521	Rend Lake	1,021	5,390	431	323	801	816	244	17	33	65	1,040	10,181
537	Richland	486	3,895	0	144	652	17	5	0	0	70	1,530	6,799
511	Rock Valley	782	5,981	1,315	616	1,049	280	49	3	9	488	4,564	15,136
518	Sandburg	124	583	0	0	123	122	35	1	7	4,896	145	6,036
506	Sauk Valley	319	2,430	385	218	280	170	68	10	13	447	573	4,913
531	Shawnee	357	2,249	296	170	246	237	106	5	8	245	1,378	5,297
510	South Suburban	31	6,197	3,844	189	412	616	176	8	22	486	3,414	15,395
533	Southeastern	1,170	2,253	257	129	176	232	97	8	16	157	1,412	5,907
522	Southwestern**	1,057	6,701	7,820	999	1,608	1,182	363	30	32	59	3,736	23,587
534	Spoon River	157	1,468	620	26	64	54	14	1	3	6	1,562	3,975
504	Triton	655	8,577	0	577	1,389	0	0	0	0	0	16,609	27,807
516	Waubensee	646	6,752	0	338	616	924	262	14	30	54	6,737	16,373
539	Wood	183	1,517	1,394	162	127	142	35	0	12	1	682	4,255
	TOTALS	27,466	259,210	66,774	12,906	25,580	26,773	8,447	700	1,041	138,825	108,690	676,412

\*Dental, Law, Medical, Pharmacy, Theology, Veterinary, etc.

\*\*Formerly Belleville Area College

SOURCE OF DATA: A1 Submission

Illinois Community College Board  
Table III-7  
SUMMARY OF TRANSFER AND GENERAL STUDIES DEGREES AND CERTIFICATES  
AWARDED IN FISCAL YEAR 2002

Dist. No.	District/College	Associate in Arts	Associate in Science	Associate in Arts and Science	Associate in Engineering Science	Associate in Fine Arts	Associate in Liberal Studies & General Ed	Gen Studies Certificates	Grand Total Graduates in Transfer and General Studies Areas
503	Black Hawk	269	82	0	0	0	17	0	368
508	Chicago	(713)	(98)	(0)	(9)	(1)	(160)	(0)	(981)
	Daley	165	16	0	6	0	2	0	189
	Kennedy-King	82	4	0	0	0	34	0	120
	Malcolm X	39	17	0	0	0	8	0	64
	Olive-Harvey	93	11	0	0	0	1	0	105
	Truman	54	7	0	0	0	22	0	83
	Washington	89	19	0	0	0	69	0	177
	Wilbur Wright	191	24	0	3	1	24	0	243
507	Danville	6	12	103	2	0	0	0	123
502	DuPage	660	104	0	8	0	90	0	862
509	Elgin	325	118	0	9	2	7	0	461
512	Harper	629	23	0	1	5	0	0	658
540	Heartland	345	45	0	3	0	0	0	393
519	Highland	96	63	0	3	0	8	0	170
514	Illinois Central	0	0	545	7	0	101	0	653
529	Illinois Eastern	(7)	(156)	(183)	(0)	(1)	(58)	(0)	(405)
	Frontier	1	29	26	0	0	7	0	63
	Lincoln Trail	2	30	43	0	0	36	0	111
	Olney Central	3	46	89	0	1	4	0	143
	Wabash	1	51	25	0	0	11	0	88
513	Illinois Valley	158	163	0	5	0	19	0	345
525	Joliet	318	38	0	0	0	22	0	378
520	Kankakee	47	34	0	3	5	36	0	125
501	Kaskaskia	184	11	0	0	0	28	0	223
523	Kishwaukee	114	199	0	2	0	0	0	315
532	Lake County	448	77	0	5	0	0	0	530
517	Lake Land	97	185	0	0	0	45	0	327
536	Lewis & Clark	40	232	0	0	1	2	0	275
526	Lincoln Land	211	171	0	4	6	28	1	421
530	Logan	123	142	0	1	0	5	0	271
528	McHenry	14	253	0	2	7	20	0	296
524	Moraine Valley	380	371	0	0	4	0	0	755
527	Morton	99	28	0	0	0	32	0	159
535	Oakton	225	4	0	4	1	0	0	234
505	Parkland	176	196	0	14	11	27	0	424
515	Prairie State	136	23	0	0	0	5	0	164
521	Rend Lake	154	80	0	0	0	0	0	234
537	Richland	102	65	0	2	0	2	0	171
511	Rock Valley	366	71	0	0	0	1	0	438
518	Sandburg	69	66	0	0	6	20	0	161
506	Sauk Valley	44	121	0	4	1	8	0	178
531	Shawnee	51	10	0	1	0	7	0	69
510	South Suburban	100	64	0	3	0	0	0	167
533	Southeastern	80	56	0	0	0	16	0	152
522	Southwestern*	466	229	0	0	6	0	0	701
534	Spoon River	101	51	0	0	0	7	0	159
504	Triton	188	115	0	1	1	19	0	324
516	Waubonsee	85	216	0	0	0	21	7	329
539	Wood	85	96	0	0	0	0	0	181
	TOTALS	7,711	4,068	831	93	58	811	8	13,580

\*Formerly Belleville Area College

SOURCE OF DATA: Annual Enrollment & Completion Data (A1)



Illinois Community College Board  
Table III-8  
SUMMARY OF OCCUPATIONAL DEGREES AND CERTIFICATES AWARDED  
IN FISCAL YEAR 2002

Dist. No.	District/College	Associate in Applied Science	Certificates of One Year or More	Certificates of Less Than One Year	Vocational Skills Certificates	Total
503	Black Hawk	182	142	135	21	480
508	Chicago	(571)	(600)	(2,903)	(181)	(4,255)
	Daley	117	89	261	0	467
	Kennedy-King	111	205	352	0	668
	Malcolm X	115	75	115	1	306
	Olive-Harvey	34	17	127	0	178
	Truman	85	135	296	180	696
	Washington	70	39	1,256	0	1,365
	Wilbur Wright	39	40	496	0	575
507	Danville	117	31	46	0	194
502	DuPage	525	251	1,081	0	1,857
509	Elgin	188	133	736	0	1,057
512	Harper	306	48	329	0	683
540	Heartland	60	58	21	0	139
519	Highland	91	30	14	0	135
514	Illinois Central	421	232	144	0	797
529	Illinois Eastern	(413)	(235)	(321)	(0)	(969)
	Frontier	18	17	123	0	158
	Lincoln Trail	99	97	110	0	306
	Olney Central	179	102	41	0	322
	Wabash	117	19	47	0	183
513	Illinois Valley	103	75	336	0	514
525	Joliet	389	119	60	0	568
520	Kankakee	151	35	6	0	192
501	Kaskaskia	185	158	312	0	655
523	Kishwaukee	98	61	204	0	363
532	Lake County	284	49	595	0	928
517	Lake Land	294	374	349	0	1,017
536	Lewis & Clark	209	76	155	0	440
526	Lincoln Land	205	23	747	0	975
530	Logan	194	181	83	19	477
528	McHenry	71	39	270	0	380
524	Moraine Valley	322	74	152	0	548
527	Morton	101	37	76	0	214
535	Oakton	171	85	238	0	494
505	Parkland	317	49	32	0	398
515	Prairie State	119	31	40	0	190
521	Rend Lake	114	204	214	0	532
537	Richland	140	92	76	0	308
511	Rock Valley	172	94	258	0	524
518	Sandburg	130	120	55	0	305
506	Sauk Valley	78	33	155	0	266
531	Shawnee	17	31	0	0	48
510	South Suburban	198	46	520	0	764
533	Southeastern	93	258	281	0	632
522	Southwestern*	487	282	827	0	1,596
534	Spoon River	36	15	69	0	120
504	Triton	411	109	85	0	605
516	Waubonsee	102	36	320	0	458
539	Wood	<u>80</u>	<u>56</u>	<u>153</u>	<u>0</u>	<u>289</u>
	TOTALS	8,145	4,602	12,398	221	25,366

\*Formerly Belleville Area College

SOURCE OF DATA: A1 Submission



Illinois Community College Board  
Table III-9  
ANNUAL DUPLICATED COMPLETERS BY ACADEMIC PROGRAM BY COLLEGE  
FOR FISCAL YEAR 2002

Dist. No.	District/College	Enterprise Mgmt/Op, Gen 12.520701	Finance, General 12.520801	Banking/Fin Support Svcs 12.520803	Investments/Securities 12.520807	Hotel/Restaurant Mgmt 12.520902	Human Res Mgmt 12.521001	Intern'l Business 12.521101	Mgmt Info Sys/Bus DP, Gen 12.521201	Bus Comp Prog 12.521202	Bus Sys Analysis/Design 12.521203	Bus Sys Netwrg/Telecom 12.521204
503	Black Hawk	0	0	3	0	0	0	0	0	8	0	8
508	Chicago	(0)	(0)	(20)	(0)	(0)	(0)	(0)	(27)	(304)	(0)	(45)
	Daley	0	0	0	0	0	0	0	0	112	0	0
	Kennedy-King	0	0	0	0	0	0	0	0	33	0	0
	Malcolm X	0	0	0	0	0	0	0	0	20	0	0
	Olive-Harvey	0	0	0	0	0	0	0	13	13	0	0
	Truman	0	0	0	0	0	0	0	10	48	0	15
	Washington	0	0	0	0	0	0	0	0	31	0	0
	Wilbur Wright	0	0	20	0	0	0	0	4	47	0	30
507	Danville	0	0	0	0	0	0	0	0	29	0	4
502	DuPage	0	0	0	0	6	0	0	0	337	0	0
509	Elgin	13	0	0	0	0	0	0	0	31	0	21
512	Harper	1	0	4	0	4	9	2	0	90	0	27
540	Heartland	1	0	0	0	0	0	0	39	6	0	10
519	Highland	0	0	0	0	0	0	0	0	7	0	0
514	Illinois Central	0	0	3	0	0	0	0	0	10	0	91
529	Illinois Eastern	(0)	(0)	(0)	(0)	(0)	(0)	(0)	(0)	(0)	(13)	(0)
	Frontier	0	0	0	0	0	0	0	0	0	0	0
	Lincoln Trail	0	0	0	0	0	0	0	0	0	13	0
	Olney Central	0	0	0	0	0	0	0	0	0	0	0
	Wabash	0	0	0	0	0	0	0	0	0	0	0
513	Illinois Valley	0	0	0	0	0	0	0	0	6	0	18
525	Joliet	0	6	0	0	0	18	0	0	16	0	22
520	Kankakee	0	0	0	0	0	0	0	0	6	0	0
501	Kaskaskia	0	0	0	0	0	0	0	0	8	0	10
523	Kishwaukee	0	0	0	0	0	0	0	0	14	0	0
532	Lake County	0	0	0	0	0	0	0	0	50	0	52
517	Lake Land	0	0	0	0	0	0	0	0	6	0	19
536	Lewis & Clark	1	0	0	0	4	3	0	0	18	0	19
526	Lincoln Land	0	0	0	0	5	0	0	0	30	0	59
530	Logan	0	0	0	0	0	0	0	0	16	0	0
528	McHenry	2	0	0	0	0	0	0	0	10	0	6
524	Moraine Valley	1	0	0	0	0	6	0	0	44	0	31
527	Morton	0	0	0	0	0	0	0	0	36	0	1
535	Oakton	0	0	1	9	2	0	0	0	47	0	49
505	Parkland	4	0	0	0	1	0	0	0	54	0	11
515	Prairie State	0	0	0	0	0	0	0	0	13	0	9
521	Rend Lake	0	0	0	0	0	0	0	0	0	0	3
537	Richland	0	0	0	0	0	0	0	0	35	3	5
511	Rock Valley	0	0	1	0	0	0	0	0	12	0	16
518	Sandburg	0	0	0	0	0	4	0	0	10	0	3
506	Sauk Valley	0	0	0	0	0	0	0	0	10	0	0
531	Shawnee	0	0	0	0	0	0	0	0	2	0	1
510	South Suburban	1	0	2	0	0	0	0	0	12	0	2
533	Southeastern	0	0	0	0	0	0	0	0	11	0	0
522	Southwestern*	1	0	3	0	0	0	0	0	64	0	146
534	Spoon River	0	0	0	0	0	0	0	0	13	0	21
504	Triton	0	0	0	0	5	0	0	0	22	1	4
516	Waubensee	1	0	3	0	0	0	0	0	11	0	11
539	Wood	0	0	0	0	0	0	0	0	0	0	0
	TOTALS	26	6	40	9	27	40	2	66	1,398	17	724

\*Formerly Belleville Area College

SOURCE OF DATA: Annual Enrollment & Completion Data (A1)

Table III-9  
ANNUAL DUPLICATED COMPLETERS BY ACADEMIC PROGRAM BY COLLEGE  
FOR FISCAL YEAR 2002

Dist. No.	District/College	Ofc Superv/Mgmt 12.520204	Op Mgmt/Supervision 12.520205	Accounting Tech 12.520302	Admin Asst/Sec Sci, Gen 12.520401	Exec Asst/Sec 12.520402	Legal Admin Asst/Sec 12.520403	Med Admin Asst/Sec 12.520404	Court Reporter 12.520405	Info Proc/Data Entry Tech 12.520407	Gen Ofc Clerk/Clerk/Typ Srvc 12.520408	Business Comm 12.520501
503	Black Hawk	5	0	11	7	0	0	0	0	9	0	0
508	Chicago	(0)	(0)	(80)	(8)	(0)	(0)	(13)	(0)	(97)	(0)	(20)
	Daley	0	0	41	0	0	0	11	0	95	0	0
	Kennedy-King	0	0	0	0	0	0	0	0	2	0	0
	Malcolm X	0	0	3	4	0	0	0	0	0	0	0
	Olive-Harvey	0	0	1	4	0	0	0	0	0	0	0
	Truman	0	0	10	0	0	0	0	0	0	0	0
	Washington	0	0	9	0	0	0	0	0	0	0	0
	Wilbur Wright	0	0	16	0	0	0	2	0	0	0	20
507	Danville	4	0	11	16	7	0	17	0	8	0	0
502	DuPage	2	0	37	42	0	3	0	0	0	0	0
509	Elgin	17	0	3	19	10	1	0	0	9	2	0
512	Harper	0	0	44	1	2	2	0	0	0	11	0
540	Heartland	0	0	0	10	0	0	0	0	3	0	0
519	Highland	0	0	2	6	0	0	0	0	0	0	0
514	Illinois Central	0	0	9	14	0	0	9	0	11	21	0
529	Illinois Eastern	(0)	(0)	(14)	(41)	(1)	(0)	(9)	(2)	(72)	(0)	(0)
	Frontier	0	0	0	11	0	0	0	0	11	0	0
	Lincoln Trail	0	0	0	4	1	0	0	0	30	0	0
	Olney Central	0	0	14	17	0	0	9	0	21	0	0
	Wabash	0	0	0	9	0	0	0	2	10	0	0
513	Illinois Valley	0	0	14	0	0	0	0	0	47	8	0
525	Joliet	0	17	11	18	0	0	0	0	17	0	0
520	Kankakee	0	0	6	13	0	1	1	0	4	0	0
501	Kaskaskia	4	0	3	0	2	0	4	0	0	0	0
523	Kishwaukee	0	1	3	10	0	1	0	0	8	4	0
532	Lake County	0	0	13	35	0	0	1	0	57	0	0
517	Lake Land	2	0	14	28	0	3	1	0	97	3	0
536	Lewis & Clark	0	1	8	13	0	2	7	0	0	1	0
526	Lincoln Land	8	0	0	7	0	1	0	0	16	11	0
530	Logan	2	0	13	0	1	1	4	0	0	2	0
528	McHenry	0	31	3	34	0	2	0	0	25	0	0
524	Moraine Valley	0	0	6	9	6	1	0	0	0	0	0
527	Morton	0	0	0	13	0	0	2	0	20	5	0
535	Oakton	0	6	18	6	5	0	0	0	0	0	0
505	Parkland	0	0	14	3	14	0	0	0	1	0	0
515	Prairie State	0	5	1	7	0	0	0	0	8	0	0
521	Rend Lake	0	0	0	14	0	0	1	0	36	0	0
537	Richland	0	0	0	18	0	0	0	0	30	0	0
511	Rock Valley	3	0	17	8	0	1	6	0	13	0	0
518	Sandburg	0	0	16	13	0	2	6	0	7	1	0
506	Sauk Valley	0	0	10	7	0	2	3	0	12	5	0
531	Shawnee	0	0	0	0	0	0	1	0	0	0	0
510	South Suburban	97	0	11	11	10	0	0	11	2	0	0
533	Southeastern	0	0	0	1	0	0	3	0	36	14	0
522	Southwestern*	0	0	6	27	0	1	0	0	143	0	0
534	Spoon River	0	0	0	10	0	0	0	0	1	6	0
504	Triton	0	5	14	10	6	0	0	1	0	0	0
516	Waubensee	0	1	10	3	4	0	0	0	30	1	0
539	Wood	0	0	4	10	2	1	0	0	0	0	0
	TOTALS	144	67	426	492	70	25	88	14	819	95	20

\*Formerly Belleville Area College

SOURCE OF DATA: Annual Enrollment & Completion Data (A1)

Illinois Community College Board  
Table III-9  
ANNUAL DUPLICATED COMPLETERS BY ACADEMIC PROGRAM BY COLLEGE  
FOR FISCAL YEAR 2002

Dist. No.	District/College	Dev Disab/Hab Aide 12.511504	Nursing (RN) 12.511601	Practical Nurse (LPN) 12.511613	Nurse Assistant 12.511614	Opticianry/Disp Opt 12.511801	Ophthal Med Tech 12.511803	Med Lab Aide/Phleb 12.512602	Therapeutic Rec Assig 12.512604	Bus Adm/Mgmt, Gen 12.520201	Logistics/Materials Mgmt 12.520202	Purch/Procure/Contracts Mgmt 12.520203
503	Black Hawk	0	35	33	25	0	0	0	0	3	0	0
508	Chicago	(0)	(136)	(86)	(637)	(0)	(0)	(0)	(0)	(61)	(0)	(0)
	Daley	0	35	0	18	0	0	0	0	42	0	0
	Kennedy-King	0	20	86	206	0	0	0	0	0	0	0
	Malcolm X	0	17	0	0	0	0	0	0	0	0	0
	Olive-Harvey	0	8	0	49	0	0	0	0	2	0	0
	Truman	0	56	0	110	0	0	0	0	1	0	0
	Washington	0	0	0	58	0	0	0	0	2	0	0
	Wilbur Wright	0	0	0	196	0	0	0	0	14	0	0
507	Danville	0	19	18	0	0	0	0	0	0	0	0
502	DuPage	0	49	0	223	0	0	0	0	244	0	0
509	Elgin	0	56	49	108	0	0	0	0	3	0	0
512	Harper	0	81	16	0	0	0	0	0	22	0	2
540	Heartland	0	21	17	0	0	0	0	0	0	0	0
519	Highland	0	12	16	0	0	0	0	0	29	0	0
514	Illinois Central	0	38	13	2	0	0	0	0	40	0	5
529	Illinois Eastern	(0)	(71)	(40)	(184)	(0)	(0)	(0)	(0)	(18)	(0)	(0)
	Frontier	0	0	0	97	0	0	0	0	0	0	0
	Lincoln Trail	0	0	0	43	0	0	0	0	18	0	0
	Olney Central	0	71	40	23	0	0	0	0	0	0	0
	Wabash	0	0	0	21	0	0	0	0	0	0	0
513	Illinois Valley	0	30	21	116	0	0	0	0	11	0	0
525	Joliet	0	89	58	0	0	0	0	0	0	0	0
520	Kankakee	0	39	18	0	0	0	0	0	23	0	0
501	Kaskaskia	0	49	9	108	0	0	0	0	17	0	0
523	Kishwaukee	0	31	17	96	0	0	0	0	4	0	3
532	Lake County	0	51	0	209	0	0	0	0	24	0	0
517	Lake Land	0	24	18	0	0	0	0	0	102	0	0
536	Lewis & Clark	0	50	22	112	0	0	0	0	4	0	0
526	Lincoln Land	0	67	7	292	0	0	0	0	15	0	0
530	Logan	0	29	66	0	0	0	0	0	0	0	0
528	McHenry	15	0	0	142	2	0	0	0	24	0	0
524	Moraine Valley	0	66	0	0	0	0	40	2	24	0	0
527	Morton	0	39	16	4	0	0	0	0	10	0	0
535	Oakton	0	57	0	72	0	0	10	0	0	0	0
505	Parkland	0	36	0	0	0	0	0	0	22	0	1
515	Prairie State	0	29	0	0	0	0	0	0	0	0	0
521	Rend Lake	0	45	27	62	0	0	0	0	29	0	0
537	Richland	0	22	0	0	0	0	0	0	20	0	0
511	Rock Valley	0	31	16	180	0	0	0	0	25	0	1
518	Sandburg	0	21	25	0	0	0	0	0	18	15	0
506	Sauk Valley	0	13	7	42	0	0	0	0	11	0	0
531	Shawnee	0	3	26	0	0	0	0	0	0	0	0
510	South Suburban	0	75	18	311	0	0	0	0	0	0	0
533	Southeastern	0	10	34	11	0	0	0	0	32	0	0
522	Southwestern*	0	45	0	206	0	0	0	0	23	0	0
534	Spoon River	0	2	1	0	0	0	0	0	0	0	0
504	Triton	0	75	7	1	0	13	0	0	23	0	0
516	Waubensee	0	22	0	126	0	0	0	0	9	0	2
539	Wood	0	22	35	73	0	0	0	0	6	0	0
	TOTALS	15	1,590	736	3,342	2	13	50	2	896	15	14

\*Formerly Belleville Area College

SOURCE OF DATA: Annual Enrollment & Completion Data (A1)

Illinois Community College Board  
Table III-9  
ANNUAL DUPLICATED COMPLETERS BY ACADEMIC PROGRAM BY COLLEGE  
FOR FISCAL YEAR 2002

Dist. No.	District/College	Emerg Med Tech 12 510904	Nuclear Med Tech 12 510905	Med Radiologic Tech 12 510907	Resp Therapy Tech 12 510908	Surg/Op Room Tech 12 510909	Diag Med/Sonog 12 510910	Renal Dialysis Tech 12 510911	MRI 12 510914	Med Lab Tech 12 511004	Alcohol/Drug Abuse Couns 12 511501	Psych/Mnt Hlth Svcs 12 511502
503	Black Hawk	1	0	6	0	0	0	0	0	0	0	0
508	Chicago	(125)	(0)	(21)	(7)	(11)	(0)	(7)	(0)	(40)	(92)	(7)
	Daley	0	0	0	0	0	0	0	0	3	0	0
	Kennedy-King	0	0	0	0	0	0	0	0	0	26	2
	Malcolm X	81	0	19	6	11	0	7	0	9	0	0
	Olive-Harvey	0	0	0	1	0	0	0	0	0	0	0
	Truman	0	0	0	0	0	0	0	0	7	0	0
	Washington	0	0	0	0	0	0	0	0	0	66	1
	Wilbur Wright	44	0	2	0	0	0	0	0	21	0	4
507	Danville	0	0	0	0	0	0	0	0	0	1	0
502	DuPage	92	9	21	33	21	7	0	0	0	8	0
509	Elgin	24	0	0	0	12	0	0	0	6	4	4
512	Harper	0	0	0	0	0	0	0	0	0	0	0
540	Heartland	0	0	0	0	0	0	0	0	0	0	0
519	Highland	0	0	0	0	0	0	0	0	0	0	0
514	Illinois Central	1	0	13	11	18	0	0	0	4	7	0
529	Illinois Eastern	(3)	(0)	(13)	(0)	(0)	(0)	(0)	(0)	(0)	(0)	(0)
	Frontier	3	0	0	0	0	0	0	0	0	0	0
	Lincoln Trail	0	0	0	0	0	0	0	0	0	0	0
	Olney Central	0	0	13	0	0	0	0	0	0	0	0
	Wabash	0	0	0	0	0	0	0	0	0	0	0
513	Illinois Valley	0	0	0	0	0	0	0	0	0	0	0
525	Joliet	0	0	0	0	0	0	0	0	0	0	0
520	Kankakee	6	0	9	6	0	0	0	0	3	0	0
501	Kaskaskia	0	0	22	5	0	5	0	0	0	0	0
523	Kishwaukee	0	0	10	0	0	0	0	0	0	0	0
532	Lake County	17	0	0	0	0	0	0	0	56	9	0
517	Lake Land	5	0	0	0	0	0	0	0	0	0	0
536	Lewis & Clark	0	0	0	0	0	0	0	0	3	0	0
526	Lincoln Land	50	0	14	2	0	0	0	0	0	0	0
530	Logan	0	0	0	0	1	5	0	0	2	0	0
528	McHenry	0	0	0	0	0	0	0	0	0	0	0
524	Moraine Valley	4	0	20	15	0	0	0	0	2	1	2
527	Morton	0	0	0	0	0	0	0	0	0	0	0
535	Oakton	0	0	0	0	0	0	0	0	2	4	0
505	Parkland	0	0	12	11	9	0	0	0	0	0	0
515	Prairie State	0	0	0	0	6	0	0	0	0	6	1
521	Rend Lake	0	0	0	0	0	0	0	0	3	0	0
537	Richland	2	0	0	0	30	0	0	0	0	0	0
511	Rock Valley	0	0	0	10	6	0	0	0	0	2	0
518	Sandburg	0	0	20	0	0	1	0	0	0	0	0
506	Sauk Valley	15	0	12	0	0	0	0	0	5	0	0
531	Shawnee	0	0	0	0	1	0	0	0	0	1	0
510	South Suburban	21	0	19	0	0	3	0	0	0	1	0
533	Southeastern	67	0	0	0	0	0	0	0	1	0	6
522	Southwestern*	3	0	34	12	0	0	0	0	11	0	0
534	Spoon River	0	0	0	0	0	0	0	0	0	0	0
504	Triton	0	18	29	14	19	32	0	9	0	9	0
516	Waubensee	0	0	0	4	0	0	0	0	0	2	0
539	Wood	0	0	0	0	0	0	0	0	0	0	0
	TOTALS	436	27	275	130	143	53	7	9	138	147	20

\*Formerly Belleville Area College

SOURCE OF DATA: Annual Enrollment & Completion Data (A1)

Illinois Community College Board  
Table III-9  
ANNUAL DUPLICATED COMPLETERS BY ACADEMIC PROGRAM BY COLLEGE  
FOR FISCAL YEAR 2002

Dist. No.	District/College	Med Ofc Mgmt 12.510705	Med Records Tech 12.510707	Med Transcription 12.510708	Medical Assistant 12.510801	Medical Lab Asst 12.510802	Occ Therapy Asst 12.510803	Pharmacy Tech/Asst 12.510805	Phys Therapy Asst 12.510806	Physician Asst 12.510807	Vet Asst/Animal Hlth Tech 12.510808	Cardiovascular Tech 12.510901
503	Black Hawk	0	0	6	0	0	11	0	11	0	0	0
508	Chicago	(0)	(19)	(2)	(0)	(0)	(8)	(57)	(0)	(25)	(0)	(0)
	Daley	0	1	0	0	0	0	0	0	0	0	0
	Kennedy-King	0	8	2	0	0	0	0	0	0	0	0
	Malcolm X	0	0	0	0	0	0	9	0	25	0	0
	Olive-Harvey	0	0	0	0	0	0	0	0	0	0	0
	Truman	0	10	0	0	0	0	48	0	0	0	0
	Washington	0	0	0	0	0	0	0	0	0	0	0
	Wilbur Wright	0	0	0	0	0	8	0	0	0	0	0
507	Danville	0	0	0	0	0	0	0	0	0	0	0
502	DuPage	0	5	64	0	19	8	0	13	0	0	0
509	Elgin	0	0	2	0	0	0	0	8	0	0	0
512	Harper	0	0	1	6	0	0	2	0	0	0	10
540	Heartland	0	0	0	0	0	0	0	0	0	0	0
519	Highland	0	0	3	0	0	0	0	0	0	0	0
514	Illinois Central	0	0	5	0	0	12	0	6	0	0	0
529	Illinois Eastern	(0)	(0)	(7)	(0)	(0)	(0)	(0)	(0)	(0)	(0)	(0)
	Frontier	0	0	0	0	0	0	0	0	0	0	0
	Lincoln Trail	0	0	0	0	0	0	0	0	0	0	0
	Olney Central	0	0	7	0	0	0	0	0	0	0	0
	Wabash	0	0	0	0	0	0	0	0	0	0	0
513	Illinois Valley	0	0	0	0	0	0	0	0	0	0	0
525	Joliet	0	0	9	5	0	0	0	0	0	26	0
520	Kankakee	0	0	0	0	0	0	0	1	0	0	0
501	Kaskaskia	0	0	0	0	0	0	0	8	0	0	0
523	Kishwaukee	0	0	7	0	0	0	0	0	0	0	0
532	Lake County	21	0	2	0	0	0	0	0	0	0	0
517	Lake Land	0	0	0	0	0	0	0	9	0	0	0
536	Lewis & Clark	0	0	0	0	0	8	0	0	0	0	0
526	Lincoln Land	0	0	4	0	0	4	0	9	0	0	0
530	Logan	0	2	5	0	0	5	0	0	0	0	0
528	McHenry	0	0	5	0	0	0	0	0	0	0	0
524	Moraine Valley	0	33	0	0	0	0	0	0	0	0	0
527	Morton	0	0	0	0	0	0	0	9	0	0	0
535	Oakton	0	21	2	0	0	0	0	16	0	0	0
505	Parkland	0	0	2	0	0	11	0	0	0	29	0
515	Prairie State	0	0	0	0	0	0	0	0	0	0	0
521	Rend Lake	0	3	0	0	0	2	0	0	0	0	0
537	Richland	0	0	0	0	0	0	10	0	0	0	0
511	Rock Valley	0	0	1	0	0	0	0	0	0	0	0
518	Sandburg	0	0	0	0	0	0	0	0	0	0	0
506	Sauk Valley	0	0	0	0	0	0	0	0	0	0	0
531	Shawnee	0	0	1	0	0	0	0	0	0	0	0
510	South Suburban	0	0	2	2	0	22	8	0	0	0	0
533	Southeastern	0	0	0	0	0	7	0	0	0	0	0
522	Southwestern*	0	14	1	24	0	0	0	17	0	0	0
534	Spoon River	0	0	0	0	0	0	0	0	0	0	0
504	Triton	0	0	0	0	0	0	0	0	0	0	0
516	Waubonsee	0	0	9	0	0	0	0	0	0	0	0
539	Wood	0	0	0	0	0	0	0	0	0	0	0
	TOTALS	21	97	140	37	19	98	77	107	25	55	10

\*Formerly Belleville Area College

SOURCE OF DATA: Annual Enrollment & Completion Data (A1)

Illinois Community College Board  
Table III-9  
ANNUAL DUPLICATED COMPLETERS BY ACADEMIC PROGRAM BY COLLEGE  
FOR FISCAL YEAR 2002

Dist. No.	District/College	Marine Sci/Merchant Marine Officer 12.490309	Railroad Technology 12.490410	Design/Visual Comm 12.500401	Graphic Design 12.500402	Comm Photo 12.500406	Sign Lang Interp 12.510205	Dental Assistant 12.510601	Dental Hygienist 12.510602	Dental Lab Asst 12.510603	Hosp/Hlth Fac Admin 12.510702	Hlth Unit Coord/Ward Clerk 12.510703
503	Black Hawk	0	0	0	0	0	0	2	0	0	0	0
508	Chicago	(0)	(0)	(1)	(3)	(0)	(0)	(22)	(29)	(0)	(0)	(0)
	Daley	0	0	0	3	0	0	0	0	0	0	0
	Kennedy-King	0	0	0	0	0	0	0	29	0	0	0
	Malcolm X	0	0	0	0	0	0	0	0	0	0	0
	Olive-Harvey	0	0	0	0	0	0	0	0	0	0	0
	Truman	0	0	0	0	0	0	0	0	0	0	0
	Washington	0	0	1	0	0	0	0	0	0	0	0
	Wilbur Wright	0	0	0	0	0	0	22	0	0	0	0
507	Danville	0	0	0	0	0	0	0	0	0	0	0
502	DuPage	0	0	56	0	14	0	0	0	0	6	0
509	Elgin	0	0	23	0	0	0	12	0	0	0	0
512	Harper	0	0	0	0	0	3	0	26	0	0	0
540	Heartland	0	0	0	0	0	0	0	0	0	0	0
519	Highland	0	0	8	0	0	0	0	0	0	0	0
514	Illinois Central	0	0	24	0	0	6	0	17	0	0	0
529	Illinois Eastern	(0)	(0)	(0)	(0)	(0)	(0)	(0)	(0)	(0)	(0)	(0)
	Frontier	0	0	0	0	0	0	0	0	0	0	0
	Lincoln Trail	0	0	0	0	0	0	0	0	0	0	0
	Olney Central	0	0	0	0	0	0	0	0	0	0	0
	Wabash	0	0	0	0	0	0	0	0	0	0	0
513	Illinois Valley	0	0	0	0	0	0	4	0	0	0	0
525	Joliet	0	0	0	0	0	0	0	0	0	0	0
520	Kankakee	0	0	0	0	0	0	0	0	0	0	0
501	Kaskaskia	0	0	0	0	0	0	16	0	0	0	0
523	Kishwaukee	0	0	0	0	0	0	0	0	0	0	0
532	Lake County	0	0	0	0	0	0	0	20	0	0	0
517	Lake Land	0	0	0	0	0	0	0	24	0	0	0
536	Lewis & Clark	0	0	4	0	0	0	17	21	0	0	0
526	Lincoln Land	0	0	0	0	0	0	0	0	0	0	0
530	Logan	0	0	0	0	0	11	27	13	0	0	0
528	McHenry	0	0	0	0	0	0	0	0	0	0	0
524	Moraine Valley	0	0	11	0	0	0	0	0	0	0	0
527	Morton	0	0	0	0	0	0	0	0	0	0	0
535	Oakton	0	0	11	0	0	0	0	0	0	0	0
505	Parkland	0	0	0	1	0	0	0	28	0	0	0
515	Prairie State	0	0	7	0	4	0	0	34	0	0	0
521	Rend Lake	0	0	0	3	0	0	0	0	0	0	0
537	Richland	0	0	2	0	0	0	0	0	0	0	0
511	Rock Valley	0	0	0	0	0	0	0	0	0	0	0
518	Sandburg	0	1	0	0	0	0	0	0	0	0	0
506	Sauk Valley	0	0	0	0	0	0	0	0	0	0	0
531	Shawnee	0	0	0	0	0	0	0	0	0	0	0
510	South Suburban	0	0	2	0	0	0	0	0	0	0	0
533	Southeastern	0	0	0	0	0	0	0	0	0	0	0
522	Southwestern*	1	0	3	0	0	4	0	0	0	0	40
534	Spoon River	0	0	0	0	0	0	0	0	0	0	0
504	Triton	0	0	9	0	0	0	0	0	24	0	0
516	Waubensee	0	0	1	0	0	44	0	0	0	0	0
539	Wood	0	0	0	0	0	0	0	0	0	0	0
	TOTALS	1	1	162	7	18	68	100	212	24	6	40

\*Formerly Belleville Area College

SOURCE OF DATA: Annual Enrollment & Completion Data (A1)



Illinois Community College Board  
Table III-9  
ANNUAL DUPLICATED COMPLETERS BY ACADEMIC PROGRAM BY COLLEGE  
FOR FISCAL YEAR 2002

Dist. No.	District/College	Print Press Op 12.480208	Desktop Pub Equip 12.480212	Machinist Tech 12.480501	Mach Tool Op/Shop 12.480503	Sheet Metal 12.480506	Tool/Die Making 12.480507	Welding/Brazing/Soldering 12.480508	Numerical Control 12.480520	Precision Metal Worker 12.480599	Aircraft Pilot/Navigator 12.490102	Comm Vehicle Op 12.490205
503	Black Hawk	0	0	0	1	0	1	3	0	0	0	12
508	Chicago	(0)	(0)	(0)	(24)	(0)	(0)	(3)	(0)	(0)	(0)	(383)
	Daley	0	0	0	24	0	0	0	0	0	0	0
	Kennedy-King	0	0	0	0	0	0	3	0	0	0	0
	Malcolm X	0	0	0	0	0	0	0	0	0	0	0
	Olive-Harvey	0	0	0	0	0	0	0	0	0	0	26
	Truman	0	0	0	0	0	0	0	0	0	0	0
	Washington	0	0	0	0	0	0	0	0	0	0	357
	Wilbur Wright	0	0	0	0	0	0	0	0	0	0	0
507	Danville	0	0	0	0	0	0	9	0	0	0	0
502	DuPage	3	56	0	0	0	11	2	0	0	0	0
509	Elgin	0	2	0	3	0	8	12	0	0	0	61
512	Harper	0	0	0	0	0	0	0	0	0	0	0
540	Heartland	0	0	0	0	0	0	1	0	0	0	0
519	Highland	0	0	0	0	0	0	0	0	0	0	0
514	Illinois Central	0	5	0	1	0	0	9	0	0	0	0
529	Illinois Eastern	(0)	(0)	(0)	(8)	(15)	(0)	(11)	(0)	(0)	(0)	(0)
	Frontier	0	0	0	0	0	0	0	0	0	0	0
	Lincoln Trail	0	0	0	0	15	0	0	0	0	0	0
	Olney Central	0	0	0	0	0	0	11	0	0	0	0
	Wabash	0	0	0	8	0	0	0	0	0	0	0
513	Illinois Valley	0	5	0	2	0	0	0	0	0	0	117
525	Joliet	0	4	0	0	0	0	0	0	0	0	0
520	Kankakee	0	0	0	1	0	2	3	0	0	0	0
501	Kaskaskia	0	0	0	0	0	0	4	0	0	0	126
523	Kishwaukee	0	0	0	5	0	1	1	0	0	0	0
532	Lake County	0	5	0	11	0	2	2	0	0	0	0
517	Lake Land	0	10	0	0	0	0	9	0	0	0	0
536	Lewis & Clark	0	0	0	7	0	0	0	0	0	0	0
526	Lincoln Land	0	0	0	0	0	0	6	0	0	0	202
530	Logan	0	0	0	2	0	7	0	0	0	0	0
528	McHenry	0	0	0	1	0	0	0	0	0	0	0
524	Moraine Valley	0	4	0	2	0	0	11	0	0	0	0
527	Morton	0	0	0	0	0	0	0	0	0	0	0
535	Oakton	0	7	0	9	0	0	0	0	1	0	0
505	Parkland	0	8	0	0	0	0	0	0	0	0	0
515	Prairie State	0	0	0	2	0	0	0	0	0	0	0
521	Rend Lake	0	0	0	0	0	0	16	0	0	0	0
537	Richland	0	0	0	5	0	0	0	0	0	0	0
511	Rock Valley	0	0	0	0	13	22	1	1	0	0	0
518	Sandburg	0	5	0	0	0	0	2	0	0	0	0
506	Sauk Valley	0	0	0	2	0	0	0	0	0	0	39
531	Shawnee	0	0	0	0	0	0	0	0	0	0	0
510	South Suburban	0	1	0	5	0	0	0	0	0	0	0
533	Southeastern	0	0	0	3	0	0	6	0	0	0	1
522	Southwestern*	0	3	37	13	7	0	193	0	0	1	0
534	Spoon River	0	0	0	0	0	0	0	0	0	0	36
504	Triton	0	3	0	6	0	2	2	0	1	0	0
516	Waubensee	0	0	0	4	0	0	1	0	0	0	0
539	Wood	0	0	0	0	0	0	0	0	0	0	76
	TOTALS	3	118	37	117	35	56	307	1	2	1	1,053

\*Formerly Belleville Area College

SOURCE OF DATA: Annual Enrollment & Completion Data (A1)

Illinois Community College Board  
Table III-9  
ANNUAL DUPLICATED COMPLETERS BY ACADEMIC PROGRAM BY COLLEGE  
FOR FISCAL YEAR 2002

Dist. No.	District/College	Auto Body Repair 12.470603	Auto Mech 12.470604	Diesel Engine/Truck Mech 12.470605	Sm Engine Mech/Repair 12.470606	Aviation System Maint Tech 12.470609	Architectural Drafting 12.480102	Mechanical Drafting 12.480105	Graphic/Print Equip Op 12.480201	Comm/Art/Graphic Design 12.480203	Typesetting/Make-Up/Comp 12.480205	Lith/Photog/Platemk 12.480206
503	Black Hawk	0	29	0	0	0	0	0	0	0	0	0
508	Chicago	(0)	(98)	(0)	(0)	(5)	(5)	(3)	(0)	(0)	(5)	(39)
	Daley	0	0	0	0	5	0	0	0	0	0	0
	Kennedy-King	0	20	0	0	0	0	0	0	0	5	39
	Malcolm X	0	0	0	0	0	0	0	0	0	0	0
	Olive-Harvey	0	0	0	0	0	0	0	0	0	0	0
	Truman	0	78	0	0	0	0	3	0	0	0	0
	Washington	0	0	0	0	0	0	0	0	0	0	0
	Wilbur Wright	0	0	0	0	0	5	0	0	0	0	0
507	Danville	0	0	0	0	0	0	0	0	0	0	0
502	DuPage	0	20	0	0	0	4	0	0	0	5	2
509	Elgin	0	141	0	0	0	0	0	0	12	0	0
512	Harper	0	0	0	0	0	21	0	0	0	0	0
540	Heartland	0	0	0	0	0	0	0	0	0	0	0
519	Highland	0	8	0	0	0	0	0	0	0	0	0
514	Illinois Central	0	20	19	0	0	3	0	0	0	0	5
529	Illinois Eastern	(3)	(4)	(9)	(0)	(0)	(8)	(0)	(0)	(0)	(0)	(0)
	Frontier	0	0	0	0	0	0	0	0	0	0	0
	Lincoln Trail	0	0	0	0	0	8	0	0	0	0	0
	Olney Central	3	4	0	0	0	0	0	0	0	0	0
	Wabash	0	0	9	0	0	0	0	0	0	0	0
513	Illinois Valley	0	32	0	4	0	0	0	0	0	0	0
525	Joliet	0	17	0	0	0	0	0	0	0	0	0
520	Kankakee	0	1	0	0	0	0	0	0	0	0	0
501	Kaskaskia	3	9	0	0	0	3	3	0	0	0	0
523	Kishwaukee	0	3	0	0	0	0	0	0	0	0	0
532	Lake County	1	39	0	0	0	0	3	0	0	0	0
517	Lake Land	18	68	1	1	0	7	0	1	0	0	0
536	Lewis & Clark	0	6	0	0	0	0	0	0	0	0	0
526	Lincoln Land	6	6	0	0	0	4	0	0	0	0	0
530	Logan	18	14	0	0	0	0	0	0	0	0	0
528	McHenry	0	5	0	0	0	0	0	0	0	0	0
524	Moraine Valley	0	5	0	0	0	0	8	0	0	0	0
527	Morton	0	2	0	0	0	0	4	0	0	0	0
535	Oakton	0	11	0	0	0	3	0	0	0	0	0
505	Parkland	1	15	2	0	0	0	2	0	0	0	0
515	Prairie State	0	2	0	0	0	0	0	0	0	0	0
521	Rend Lake	2	35	0	0	0	11	0	0	0	0	0
537	Richland	0	10	0	0	0	0	15	0	0	0	0
511	Rock Valley	0	3	0	0	20	1	0	0	0	0	0
518	Sandburg	6	5	15	0	0	0	0	0	0	0	0
506	Sauk Valley	0	0	0	0	0	0	0	0	0	0	0
531	Shawnee	0	0	0	0	0	0	0	0	0	0	0
510	South Suburban	0	0	0	0	0	1	0	0	0	0	6
533	Southeastern	16	58	27	0	0	0	0	0	0	0	0
522	Southwestern*	0	0	0	0	7	0	11	0	0	0	0
534	Spoon River	0	4	0	0	0	0	0	0	0	0	0
504	Triton	0	40	0	0	0	1	2	0	0	0	15
516	Waubonsee	29	22	0	0	0	0	0	0	0	0	0
539	Wood	0	0	0	0	0	0	0	0	0	0	0
	TOTALS	103	732	73	5	32	72	51	1	12	10	67

\*Formerly Belleville Area College

SOURCE OF DATA: Annual Enrollment & Completion Data (A1)

Illinois Community College Board  
Table III-9  
ANNUAL DUPLICATED COMPLETERS BY ACADEMIC PROGRAM BY COLLEGE  
FOR FISCAL YEAR 2002

Dist. No.	District/College	Construction Trades 12.461000	Elec Equip Install/Repair, Gen 12.470101	Comm Electronics 12.470103	Comp Elec Maint/Repair 12.470104	Ind Electronics 12.470105	Major Appl Repair 12.470106	Htg/AC/Refrig Mech 12.470201	Heavy Equip Maint/Repair 12.470302	Ind Mach Maint/Rpr 12.470303	Ind Equip Maint/Repair 12.470399	Stat Energy Install/Op 12.470501
503	Black Hawk	18	0	0	0	0	0	0	0	0	0	0
508	Chicago	(0)	(4)	(0)	(13)	(0)	(6)	(6)	(0)	(51)	(0)	(0)
	Daley	0	0	0	1	0	0	0	0	23	0	0
	Kennedy-King	0	4	0	0	0	0	6	0	0	0	0
	Malcolm X	0	0	0	12	0	0	0	0	0	0	0
	Olive-Harvey	0	0	0	0	0	0	0	0	0	0	0
	Truman	0	0	0	0	0	6	0	0	0	0	0
	Washington	0	0	0	0	0	0	0	0	0	0	0
	Wilbur Wright	0	0	0	0	0	0	0	0	28	0	0
507	Danville	0	0	0	0	6	0	0	0	2	0	0
502	DuPage	0	0	5	0	6	0	35	0	0	0	0
509	Elgin	0	0	0	42	0	0	16	0	0	0	0
512	Harper	0	18	0	4	13	0	48	0	0	0	0
540	Heartland	0	0	0	0	0	0	0	0	1	0	0
519	Highland	0	0	0	3	0	0	0	0	0	0	0
514	Illinois Central	52	0	0	1	0	0	4	0	1	0	0
529	Illinois Eastern	(0)	(0)	(29)	(46)	(0)	(0)	(29)	(0)	(49)	(15)	(0)
	Frontier	0	0	0	17	0	0	0	0	0	0	0
	Lincoln Trail	0	0	29	2	0	0	29	0	0	0	0
	Olney Central	0	0	0	10	0	0	0	0	49	0	0
	Wabash	0	0	0	17	0	0	0	0	0	15	0
513	Illinois Valley	0	0	0	0	0	0	0	0	2	0	0
525	Joliet	0	0	0	0	25	0	1	2	0	0	0
520	Kankakee	0	0	0	0	5	0	2	0	1	0	0
501	Kaskaskia	27	0	0	0	0	0	0	0	11	0	0
523	Kishwaukee	0	0	0	0	0	0	0	0	0	0	0
532	Lake County	0	0	0	28	0	0	98	0	5	0	0
517	Lake Land	54	0	10	0	0	0	13	0	0	0	0
536	Lewis & Clark	0	0	0	3	3	0	0	0	0	0	0
526	Lincoln Land	1	0	0	0	4	0	12	0	0	0	0
530	Logan	0	0	0	4	0	0	17	0	8	0	0
528	McHenry	0	0	0	0	0	0	0	0	0	0	0
524	Moraine Valley	0	0	0	0	0	0	8	0	0	0	0
527	Morton	0	0	0	5	0	0	10	0	0	0	0
535	Oakton	4	0	0	0	0	0	9	0	2	0	0
505	Parkland	6	0	0	0	9	0	0	0	0	0	0
515	Prairie State	0	0	0	0	0	0	13	0	1	0	0
521	Rend Lake	30	0	0	0	0	0	6	0	13	0	0
537	Richland	0	0	0	0	12	0	2	0	1	0	0
511	Rock Valley	6	0	0	35	0	0	0	0	0	0	0
518	Sandburg	0	0	0	0	0	0	0	0	0	0	0
506	Sauk Valley	0	0	7	6	14	0	18	0	0	0	0
531	Shawnee	0	0	0	0	0	0	0	0	0	0	0
510	South Suburban	9	0	0	0	0	0	0	0	0	0	0
533	Southeastern	66	0	0	18	1	0	13	0	4	0	0
522	Southwestern*	10	0	3	8	11	3	36	0	0	0	1
534	Spoon River	0	0	0	7	3	0	0	0	0	0	0
504	Triton	8	0	0	4	0	0	15	0	3	0	6
516	Waubonsee	0	0	0	0	0	0	13	0	2	0	0
539	Wood	0	0	0	0	1	0	0	0	0	0	0
	TOTALS	291	22	54	227	113	9	424	2	157	15	7

\*Formerly Belleville Area College

SOURCE OF DATA: Annual Enrollment & Completion Data (A1)

Illinois Community College Board  
Table III-9  
ANNUAL DUPLICATED COMPLETERS BY ACADEMIC PROGRAM BY COLLEGE  
FOR FISCAL YEAR 2002

Dist. No.	District/College	Fire Officer 12.430202	Firefighting 12.430203	Social Wrk/Svcs 12.440701	Mason & Tileretter 12.460101	Carpentry 12.460201	Electrician 12.460302	Bldg Prop Maint 12.460401	Const Cement Mason 12.460402	Const Inspection 12.460403	Painter & Wallcoverer 12.460408	Plumber/Pipefitter 12.460501
503	Black Hawk	1	0	0	0	0	1	0	0	0	0	0
508	Chicago	(0)	(0)	(9)	(0)	(7)	(0)	(21)	(0)	(0)	(0)	(0)
	Daley	0	0	0	0	0	0	0	0	0	0	0
	Kennedy-King	0	0	2	0	7	0	0	0	0	0	0
	Malcolm X	0	0	0	0	0	0	0	0	0	0	0
	Olive-Harvey	0	0	0	0	0	0	0	0	0	0	0
	Truman	0	0	0	0	0	0	0	0	0	0	0
	Washington	0	0	0	0	0	0	21	0	0	0	0
	Wilbur Wright	0	0	7	0	0	0	0	0	0	0	0
507	Danville	0	0	2	0	0	0	0	0	0	0	0
502	DuPage	0	0	6	0	0	0	3	0	0	0	0
509	Elgin	0	0	5	0	0	0	0	0	0	0	0
512	Harper	0	0	0	0	0	0	0	0	5	0	0
540	Heartland	0	0	0	0	0	0	0	0	0	0	0
519	Highland	0	0	0	0	0	0	0	0	0	0	0
514	Illinois Central	0	0	0	0	0	0	0	0	0	0	0
529	Illinois Eastern	(0)	(5)	(14)	(0)	(0)	(0)	(0)	(0)	(0)	(0)	(0)
	Frontier	0	4	0	0	0	0	0	0	0	0	0
	Lincoln Trail	0	0	0	0	0	0	0	0	0	0	0
	Olney Central	0	0	0	0	0	0	0	0	0	0	0
	Wabash	0	1	14	0	0	0	0	0	0	0	0
513	Illinois Valley	0	0	0	0	0	10	0	0	0	0	0
525	Joliet	0	0	0	0	0	0	0	0	0	0	0
520	Kankakee	0	0	0	0	0	0	0	0	0	0	0
501	Kaskaskia	0	0	0	0	0	0	0	0	0	0	0
523	Kishwaukee	0	0	0	0	0	1	0	0	0	0	0
532	Lake County	0	0	1	0	0	0	0	0	0	0	0
517	Lake Land	0	0	30	0	0	0	11	0	0	0	0
536	Lewis & Clark	0	0	0	0	11	0	0	0	0	0	0
526	Lincoln Land	0	6	0	0	0	0	0	0	0	0	0
530	Logan	0	0	0	0	22	0	0	0	0	0	0
528	McHenry	0	17	0	0	0	0	0	0	0	0	0
524	Moraine Valley	0	0	0	0	0	0	0	0	0	0	0
527	Morton	0	0	0	0	0	0	0	0	0	0	0
535	Oakton	0	0	5	0	0	0	3	0	0	0	0
505	Parkland	0	0	2	0	0	0	4	0	0	0	0
515	Prairie State	0	0	0	0	0	14	0	0	0	0	0
521	Rend Lake	0	0	0	0	0	0	1	0	0	0	0
537	Richland	0	0	0	0	0	1	0	0	0	0	0
511	Rock Valley	4	0	7	0	0	16	0	0	0	0	0
518	Sandburg	0	0	0	0	2	0	0	0	0	0	0
506	Sauk Valley	0	0	3	0	0	0	2	0	0	0	0
531	Shawnee	0	0	0	0	0	0	0	0	0	0	0
510	South Suburban	0	0	7	0	0	0	0	0	0	0	0
533	Southeastern	0	5	0	0	0	0	0	0	0	0	0
522	Southwestern*	0	7	1	6	79	12	0	17	0	6	1
534	Spoon River	0	0	0	0	0	0	0	0	0	0	0
504	Triton	0	0	0	0	0	5	0	0	0	0	0
516	Waubonsee	1	3	1	0	0	1	0	0	0	0	0
539	Wood	0	0	0	0	0	0	0	0	0	0	0
	TOTALS	6	43	93	6	121	63	45	17	5	6	1

\*Formerly Belleville Area College

SOURCE OF DATA: Annual Enrollment & Completion Data (A1)

Illinois Community College Board  
Table III-9  
ANNUAL DUPLICATED COMPLETERS BY ACADEMIC PROGRAM BY COLLEGE  
FOR FISCAL YEAR 2002

Dist. No.	District/College	Library Assisting 12 250301	Parks/Resc/Leisure Fac Mgmt 12 310301	Hlth/Physical Ed 12 310501	Biological Tech 12 410101	Nuclear Power Tech 12 410205	Chem Tech 12 410301	Corrections 12 430102	Law Enforcement/Police Sci 12 430107	Security Srvc (Private) 12 430109	Criminal Just/Correc 12 430199	Fire Cntrl/Sfty Tech 12 430201
503	Black Hawk	6	0	0	0	0	0	0	3	0	0	0
508	Chicago	(0)	(0)	(0)	(4)	(0)	(0)	(0)	(42)	(1)	(0)	(9)
	Daley	0	0	0	0	0	0	0	28	1	0	0
	Kennedy-King	0	0	0	0	0	0	0	0	0	0	0
	Malcolm X	0	0	0	0	0	0	0	0	0	0	0
	Olive-Harvey	0	0	0	0	0	0	0	0	0	0	0
	Truman	0	0	0	4	0	0	0	2	0	0	0
	Washington	0	0	0	0	0	0	0	4	0	0	9
	Wilbur Wright	0	0	0	0	0	0	0	8	0	0	0
507	Danville	0	0	0	0	0	0	0	3	0	0	0
502	DuPage	41	0	0	0	0	0	0	26	0	0	27
509	Elgin	0	0	0	0	0	0	0	6	0	14	7
512	Harper	0	0	0	0	0	0	0	21	0	0	1
540	Heartland	0	0	0	0	0	0	0	0	0	0	0
519	Highland	0	0	0	0	0	0	0	0	0	0	0
514	Illinois Central	3	0	0	0	0	0	0	28	0	0	22
529	Illinois Eastern	(0)	(0)	(0)	(0)	(0)	(0)	(0)	(10)	(0)	(0)	(0)
	Frontier	0	0	0	0	0	0	0	0	0	0	0
	Lincoln Trail	0	0	0	0	0	0	0	0	0	0	0
	Olney Central	0	0	0	0	0	0	0	10	0	0	0
	Wabash	0	0	0	0	0	0	0	0	0	0	0
513	Illinois Valley	0	0	0	0	0	0	0	4	0	0	0
525	Joliet	0	0	0	0	2	0	20	8	0	0	13
520	Kankakee	0	0	0	0	0	0	0	14	0	0	0
501	Kaskaskia	0	0	0	0	0	0	0	22	0	0	0
523	Kishwaukee	0	0	0	0	0	0	0	6	0	0	0
532	Lake County	2	0	0	0	0	0	0	20	0	0	6
517	Lake Land	0	0	0	0	0	0	0	2	0	0	0
536	Lewis & Clark	3	0	0	0	0	0	0	14	0	0	16
526	Lincoln Land	0	0	0	0	0	0	0	41	43	0	3
530	Logan	0	0	0	0	0	0	0	39	0	0	1
528	McHenry	0	0	10	0	0	0	0	2	0	0	0
524	Moraine Valley	0	1	0	0	0	0	0	51	1	0	13
527	Morton	0	0	0	0	0	0	0	20	0	0	0
535	Oakton	0	0	0	0	0	0	0	11	0	0	7
505	Parkland	0	0	0	0	0	0	0	11	0	0	4
515	Prairie State	0	0	0	0	0	0	0	2	0	0	2
521	Rend Lake	0	0	0	0	0	0	0	6	0	0	0
537	Richland	0	0	0	0	0	0	0	3	0	0	13
511	Rock Valley	0	0	0	0	0	0	0	1	0	0	0
518	Sandburg	0	0	0	0	0	0	0	5	0	0	0
506	Sauk Valley	0	0	0	0	0	0	0	0	0	0	0
531	Shawnee	0	0	0	0	0	0	0	2	1	0	0
510	South Suburban	0	2	0	0	0	0	0	15	0	0	6
533	Southeastern	0	0	0	0	0	0	0	9	0	0	0
522	Southwestern*	0	0	0	0	0	14	0	78	0	0	3
534	Spoon River	0	0	0	0	0	0	0	0	0	0	0
504	Triton	0	3	0	0	0	0	2	22	0	0	9
516	Waubonsee	0	0	0	0	0	0	0	9	1	0	7
539	Wood	0	0	0	0	0	0	0	0	0	0	7
	TOTALS	55	6	10	4	2	14	22	556	47	14	176

\*Formerly Belleville Area College

SOURCE OF DATA: Annual Enrollment & Completion Data (A1)

Illinois Community College Board  
Table III-9  
ANNUAL DUPLICATED COMPLETERS BY ACADEMIC PROGRAM BY COLLEGE  
FOR FISCAL YEAR 2002

Dist. No.	District/College	Fash Design/Coord 12 200306	Food Prod Mgmt, Gen 12 200401	Baking 12 200402	Dietetic Aide/Asstg 12 200404	Food Srvc/Rest Mgmt 12 200406	Home Furn/Equip Inst, Other 12 200501	Elder Care Provider 12 200602	Custodial Services 12 200604	Paralegal/Legal Asst 12 220103	Tech/Bus Writing 12 231101	AGS/AGE/ALS 12 240102
503	Black Hawk	0	0	0	0	0	0	0	49	3	1	0
508	Chicago	(0)	(777)	(0)	(15)	(0)	(0)	(0)	(0)	(0)	(0)	(0)
	Daley	0	0	0	0	0	0	0	0	0	0	0
	Kennedy-King	0	0	0	0	0	0	0	0	0	0	0
	Malcolm X	0	0	0	15	0	0	0	0	0	0	0
	Olive-Harvey	0	0	0	0	0	0	0	0	0	0	0
	Truman	0	0	0	0	0	0	0	0	0	0	0
	Washington	0	777	0	0	0	0	0	0	0	0	0
	Wilbur Wright	0	0	0	0	0	0	0	0	0	0	0
507	Danville	0	0	0	0	0	0	0	0	0	0	0
502	DuPage	10	0	0	0	0	8	3	0	0	0	0
509	Elgin	0	0	2	0	1	0	1	0	48	0	0
512	Harper	7	0	0	3	0	16	0	0	42	0	0
540	Heartland	0	0	0	0	0	0	0	0	0	0	0
519	Highland	0	0	0	0	0	0	0	0	0	0	0
514	Illinois Central	0	0	0	0	0	1	0	38	17	0	0
529	Illinois Eastern	(0)	(0)	(0)	(0)	(0)	(0)	(0)	(26)	(0)	(0)	(0)
	Frontier	0	0	0	0	0	0	0	0	0	0	0
	Lincoln Trail	0	0	0	0	0	0	0	26	0	0	0
	Olney Central	0	0	0	0	0	0	0	0	0	0	0
	Wabash	0	0	0	0	0	0	0	0	0	0	0
513	Illinois Valley	0	0	0	0	0	0	0	0	0	0	0
525	Joliet	0	0	0	0	0	5	0	0	0	0	0
520	Kankakee	0	0	0	0	0	0	0	0	0	0	0
501	Kaskaskia	0	0	0	0	0	0	0	32	0	0	0
523	Kishwaukee	0	0	0	0	0	0	0	0	0	0	0
532	Lake County	0	0	0	0	0	0	0	0	0	8	0
517	Lake Land	0	0	0	0	0	0	0	108	0	0	0
536	Lewis & Clark	0	0	0	0	0	0	4	0	0	0	0
526	Lincoln Land	0	0	0	3	0	0	0	0	0	0	0
530	Logan	0	0	0	0	0	0	0	0	0	0	0
528	McHenry	0	0	0	0	0	0	0	0	0	0	0
524	Moraine Valley	0	0	0	0	0	0	0	0	0	0	0
527	Morton	0	0	0	0	0	0	0	0	0	0	0
535	Oakton	0	0	0	0	0	0	0	0	0	0	0
505	Parkland	0	0	0	0	0	0	0	0	0	0	0
515	Prairie State	0	0	0	0	0	7	0	0	0	0	0
521	Rend Lake	0	0	0	0	0	0	0	32	0	0	0
537	Richland	0	0	0	0	0	0	0	14	0	0	0
511	Rock Valley	0	0	0	0	0	0	0	0	0	0	0
518	Sandburg	0	0	0	0	0	0	0	34	0	0	0
506	Sauk Valley	0	0	0	0	0	0	0	0	0	0	0
531	Shawnee	0	0	0	0	0	0	0	0	0	0	0
510	South Suburban	0	0	0	0	0	0	0	0	23	0	0
533	Southeastern	0	0	0	0	0	0	0	56	0	0	0
522	Southwestern*	0	5	0	0	0	0	0	0	21	0	0
534	Spoon River	0	0	0	0	0	0	0	0	0	0	0
504	Triton	0	0	0	0	0	3	0	0	0	0	1
516	Waubensee	0	0	0	0	0	0	0	0	0	0	0
539	Wood	0	0	0	0	0	0	0	0	0	0	0
	TOTALS	17	782	2	23	1	40	8	389	154	9	1

\*Formerly Belleville Area College

SOURCE OF DATA: Annual Enrollment & Completion Data (A1)

Illinois Community College Board  
Table III-9  
ANNUAL DUPLICATED COMPLETERS BY ACADEMIC PROGRAM BY COLLEGE  
FOR FISCAL YEAR 2002

Dist. No.	District/College	Envir/Pollution Tech 12 150507	Industrial Tech 12 150603	Plastic Tech 12 150607	Quality Control Tech 12 150702	Mech Design Tech 12 150805	Comp-Aided Design 12 150810	Mining Tech 12 150901	Construct/Bldg Tech 12 151001	Surveying 12 151102	Mental Health Tech 12 170406	Child Care/Dev 12 200202
503	Black Hawk	0	1	0	0	0	1	0	0	0	0	20
508	Chicago	(8)	(0)	(0)	(0)	(0)	(27)	(0)	(0)	(0)	(0)	(239)
	Daley	0	0	0	0	0	0	0	0	0	0	24
	Kennedy-King	0	0	0	0	0	0	0	0	0	0	42
	Malcolm X	0	0	0	0	0	0	0	0	0	0	50
	Olive-Harvey	0	0	0	0	0	0	0	0	0	0	51
	Truman	0	0	0	0	0	0	0	0	0	0	46
	Washington	0	0	0	0	0	0	0	0	0	0	26
	Wilbur Wright	8	0	0	0	0	27	0	0	0	0	0
507	Danville	0	4	0	0	0	4	0	0	0	0	7
502	DuPage	0	0	12	0	0	5	0	0	0	0	25
509	Elgin	0	0	1	0	0	88	0	0	0	1	57
512	Harper	0	1	0	0	1	0	0	0	0	0	38
540	Heartland	0	0	0	0	0	5	0	0	0	0	21
519	Highland	0	21	0	0	0	0	0	0	0	0	9
514	Illinois Central	0	5	0	0	6	6	0	0	0	0	34
529	Illinois Eastern	(0)	(4)	(0)	(13)	(1)	(5)	(1)	(0)	(0)	(0)	(10)
	Frontier	0	0	0	10	0	0	0	0	0	0	0
	Lincoln Trail	0	0	0	2	1	5	0	0	0	0	0
	Olney Central	0	0	0	0	0	0	0	0	0	0	0
	Wabash	0	4	0	1	0	0	1	0	0	0	10
513	Illinois Valley	0	0	0	0	0	11	0	0	0	0	17
525	Joliet	0	2	0	0	9	0	0	0	0	0	13
520	Kankakee	0	0	0	0	0	13	0	0	0	0	11
501	Kaskaskia	0	0	0	0	0	1	0	0	0	0	17
523	Kishwaukee	0	0	0	0	0	13	0	0	0	0	5
532	Lake County	0	0	0	0	2	17	0	6	0	0	4
517	Lake Land	0	0	0	0	5	12	0	0	0	0	38
536	Lewis & Clark	0	1	0	0	0	17	0	0	0	0	16
526	Lincoln Land	0	0	0	0	0	0	0	0	1	0	5
530	Logan	0	0	0	0	0	19	0	0	0	0	10
528	McHenry	0	0	2	0	1	2	0	0	0	0	8
524	Moraine Valley	0	0	0	17	9	12	0	0	0	0	11
527	Morton	0	0	0	0	0	7	0	0	0	0	0
535	Oakton	0	0	0	0	5	18	0	0	0	0	29
505	Parkland	0	6	0	0	0	5	0	0	0	0	13
515	Prairie State	0	0	0	0	1	2	0	0	0	0	10
521	Rend Lake	0	1	0	0	0	8	0	0	0	0	12
537	Richland	0	1	0	0	0	0	0	0	0	0	36
511	Rock Valley	0	7	0	6	0	10	0	0	0	0	14
518	Sandburg	0	0	0	0	2	0	0	0	0	0	8
506	Sauk Valley	0	0	0	0	2	2	0	0	0	0	1
531	Shawnee	0	0	0	0	0	0	0	0	0	0	2
510	South Suburban	0	0	0	0	0	9	0	0	0	0	10
533	Southeastern	0	0	0	0	0	0	0	0	0	0	11
522	Southwestern*	0	0	0	0	0	0	0	0	0	0	26
534	Spoon River	0	0	0	0	0	0	0	0	0	0	0
504	Triton	0	0	1	0	4	14	0	0	0	0	20
516	Waubonsee	0	0	0	0	0	9	0	0	0	0	15
539	Wood	0	0	0	0	0	1	0	0	0	0	11
	TOTALS	8	54	16	36	48	343	1	6	1	1	833

\*Formerly Belleville Area College

SOURCE OF DATA: Annual Enrollment & Completion Data (A1)

Illinois Community College Board  
Table III-9  
ANNUAL DUPLICATED COMPLETERS BY ACADEMIC PROGRAM BY COLLEGE  
FOR FISCAL YEAR 2002

Dist. No.	District/College	Civil Tech 12 150201	Comp Tech 12 150301	Electronic Tech 12 150303	Telecom Elec 12 150310	Biomed Equip Tech 12 150401	Comp Svc Tech 12 150402	Electromech Tech 12 150403	Instru Tech 12 150404	Robotics Tech 12 150405	Fluid Power Tech 12 150410	Automated Manuf Tech 12 150411
503	Black Hawk	1	0	0	0	0	0	9	0	2	0	2
508	Chicago	(0)	(0)	(1)	(0)	(0)	(3)	(0)	(0)	(0)	(0)	(0)
	Daley	0	0	0	0	0	0	0	0	0	0	0
	Kennedy-King	0	0	0	0	0	0	0	0	0	0	0
	Malcolm X	0	0	0	0	0	0	0	0	0	0	0
	Olive-Harvey	0	0	0	0	0	3	0	0	0	0	0
	Truman	0	0	1	0	0	0	0	0	0	0	0
	Washington	0	0	0	0	0	0	0	0	0	0	0
	Wilbur Wright	0	0	0	0	0	0	0	0	0	0	0
507	Danville	0	0	0	0	0	0	0	0	0	0	0
502	DuPage	0	0	9	0	0	15	0	0	0	0	4
509	Elgin	0	0	12	0	0	0	0	0	0	0	5
512	Harper	0	0	11	0	0	2	1	0	0	0	0
540	Heartland	0	0	1	0	0	0	0	0	0	0	2
519	Highland	0	0	0	0	0	0	0	0	0	0	0
514	Illinois Central	0	0	16	0	0	0	0	0	13	0	1
529	Illinois Eastern	(0)	(0)	(14)	(47)	(0)	(0)	(0)	(0)	(0)	(0)	(0)
	Frontier	0	0	0	0	0	0	0	0	0	0	0
	Lincoln Trail	0	0	0	47	0	0	0	0	0	0	0
	Olney Central	0	0	0	0	0	0	0	0	0	0	0
	Wabash	0	0	14	0	0	0	0	0	0	0	0
513	Illinois Valley	0	0	5	0	0	0	0	0	0	0	3
525	Joliet	0	0	15	0	0	0	0	0	0	0	0
520	Kankakee	0	0	3	0	0	0	0	0	0	0	0
501	Kaskaskia	0	0	31	0	0	0	0	0	0	0	0
523	Kishwaukee	0	0	2	0	0	0	0	0	0	0	2
532	Lake County	0	0	3	0	0	0	0	0	0	0	4
517	Lake Land	28	1	7	11	0	0	11	0	0	0	0
536	Lewis & Clark	0	0	0	0	0	0	0	0	0	0	0
526	Lincoln Land	0	0	9	0	0	0	0	0	0	0	0
530	Logan	0	0	41	0	0	0	0	0	0	0	8
528	McHenry	0	0	16	0	0	0	0	0	0	0	0
524	Moraine Valley	0	1	2	0	0	0	0	3	0	0	1
527	Morton	0	0	0	3	0	0	0	0	0	0	0
535	Oakton	0	0	5	0	0	0	0	0	0	0	16
505	Parkland	0	0	1	0	1	4	0	0	0	0	0
515	Prairie State	0	0	0	0	0	0	0	0	0	0	0
521	Rend Lake	0	31	9	0	0	0	0	0	0	0	0
537	Richland	0	0	0	0	1	0	0	0	0	0	2
511	Rock Valley	0	0	6	0	0	0	0	0	0	0	0
518	Sandburg	0	0	13	0	0	0	0	0	0	0	0
506	Sauk Valley	0	0	10	0	0	0	0	0	0	0	0
531	Shawnee	0	0	2	0	0	0	0	0	0	0	0
510	South Suburban	0	0	22	0	1	0	0	0	0	0	0
533	Southeastern	0	0	0	0	0	0	0	0	0	0	0
522	Southwestern*	0	0	15	0	0	0	0	0	0	0	0
534	Spoon River	0	0	4	0	0	0	0	0	0	0	0
504	Triton	0	0	0	0	0	18	0	0	0	0	9
516	Waubensee	0	0	5	0	0	1	0	0	3	1	2
539	Wood	0	0	1	0	0	0	0	0	0	0	0
	TOTALS	29	33	291	61	3	43	21	3	18	1	61

\*Formerly Belleville Area College

SOURCE OF DATA: Annual Enrollment & Completion Data (A1)



Illinois Community College Board  
Table III-9  
ANNUAL DUPLICATED COMPLETERS BY ACADEMIC PROGRAM BY COLLEGE  
FOR FISCAL YEAR 2002

Dist. No.	District/College	Funeral Svcs 12 120301	Cosmetologist 12 120403	Massage 12 120405	Nail Technology 12 120410	Baker/Pastry Chef 12 120501	Cul Arts/Chef/Tmg 12 120503	Restaurant Op Mngr 12 120504	Cook/Asst Training 12 120505	Teaching ESL 12 131401	Teacher Asst/Aide 12 131501	Architect Engineering Tech 12 150101
503	Black Hawk	0	0	0	0	0	25	0	0	0	0	0
508	Chicago	(17)	(61)	(0)	(0)	(10)	(96)	(0)	(0)	(0)	(2)	(0)
	Daley	0	0	0	0	0	0	0	0	0	0	0
	Kennedy-King	0	0	0	0	10	96	0	0	0	2	0
	Malcolm X	17	0	0	0	0	0	0	0	0	0	0
	Olive-Harvey	0	0	0	0	0	0	0	0	0	0	0
	Truman	0	61	0	0	0	0	0	0	0	0	0
	Washington	0	0	0	0	0	0	0	0	0	0	0
	Wilbur Wright	0	0	0	0	0	0	0	0	0	0	0
507	Danville	0	8	0	0	0	0	0	0	0	1	0
502	DuPage	0	0	3	0	6	6	2	0	0	0	0
509	Elgin	0	0	0	0	32	21	2	0	0	0	0
512	Harper	0	0	0	0	2	1	6	0	0	0	0
540	Heartland	0	0	0	0	0	0	0	0	0	0	0
519	Highland	0	9	0	0	0	0	0	0	0	0	0
514	Illinois Central	0	0	0	0	0	33	0	0	0	0	0
529	Illinois Eastern	(0)	(20)	(0)	(0)	(0)	(19)	(0)	(0)	(0)	(7)	(0)
	Frontier	0	0	0	0	0	0	0	0	0	5	0
	Lincoln Trail	0	0	0	0	0	19	0	0	0	2	0
	Olney Central	0	20	0	0	0	0	0	0	0	0	0
	Wabash	0	0	0	0	0	0	0	0	0	0	0
513	Illinois Valley	0	0	6	0	0	12	0	0	0	0	0
525	Joliet	0	0	0	0	0	29	3	0	0	2	0
520	Kankakee	0	0	0	0	0	0	0	0	0	0	0
501	Kaskaskia	0	22	0	8	0	24	0	0	0	4	0
523	Kishwaukee	0	0	23	0	0	0	0	0	0	0	0
532	Lake County	0	0	0	0	0	5	2	0	0	0	0
517	Lake Land	0	33	0	0	0	51	0	0	0	6	0
536	Lewis & Clark	0	0	0	0	0	0	5	0	0	7	0
526	Lincoln Land	0	0	0	0	0	0	3	0	0	3	0
530	Logan	0	29	0	0	0	0	0	0	0	2	0
528	McHenry	0	0	0	0	0	0	0	0	0	0	0
524	Moraine Valley	0	0	0	0	1	0	10	0	0	14	0
527	Morton	0	0	8	0	0	0	0	0	0	0	0
535	Oakton	0	0	0	0	0	0	2	0	0	0	0
505	Parkland	0	0	0	0	0	0	3	0	8	0	0
515	Prairie State	0	0	0	0	0	0	0	0	0	3	0
521	Rend Lake	0	0	15	0	0	25	0	0	0	0	0
537	Richland	0	0	0	0	0	0	1	7	0	0	0
511	Rock Valley	0	0	0	0	0	0	0	0	0	0	0
518	Sandburg	13	19	0	5	0	0	0	0	0	0	1
506	Sauk Valley	0	0	0	0	0	0	0	0	0	0	0
531	Shawnee	0	2	0	0	0	0	0	0	0	0	0
510	South Suburban	0	0	0	0	0	0	0	0	0	2	0
533	Southeastern	0	31	0	0	0	17	0	0	0	0	0
522	Southwestern*	0	0	80	0	0	17	4	0	0	0	0
534	Spoon River	0	0	0	0	0	0	0	0	0	0	0
504	Triton	0	0	0	0	0	12	7	0	0	2	0
516	Waubonsee	0	0	25	0	0	0	0	0	0	0	0
539	Wood	<u>0</u>	<u>0</u>	<u>0</u>	<u>0</u>	<u>0</u>	<u>1</u>	<u>3</u>	<u>0</u>	<u>0</u>	<u>0</u>	<u>0</u>
	TOTALS	30	234	160	13	51	394	53	7	8	55	1

\*Formerly Belleville Area College

SOURCE OF DATA: Annual Enrollment & Completion Data (A1)

Illinois Community College Board  
Table III-9  
ANNUAL DUPLICATED COMPLETERS BY ACADEMIC PROGRAM BY COLLEGE  
FOR FISCAL YEAR 2002

Dist. No.	District/College	Retailing 12 080705	Gen Mktg/Sales 12 080706	Gen Mktg Op 12 080708	Gen Distrib Op 12 080709	Rec Prod/Srvcs Mktg Ops 12 080903	Insurance Mktg Ops 12 081001	Travel Svcs Mktg 12 081105	Journalism 12 090401	Radio/TV, Gen 12 090701	Ed Media Tech 12 100101	Radio/TV Prod 12 100104
503	Black Hawk	4	0	0	0	0	0	0	0	0	0	0
508	Chicago	(0)	(7)	(0)	(0)	(0)	(0)	(3)	(0)	(18)	(0)	(0)
	Daley	0	0	0	0	0	0	0	0	0	0	0
	Kennedy-King	0	0	0	0	0	0	0	0	18	0	0
	Malcolm X	0	0	0	0	0	0	0	0	0	0	0
	Olive-Harvey	0	7	0	0	0	0	0	0	0	0	0
	Truman	0	0	0	0	0	0	0	0	0	0	0
	Washington	0	0	0	0	0	0	3	0	0	0	0
	Wilbur Wright	0	0	0	0	0	0	0	0	0	0	0
507	Danville	0	10	0	0	0	0	0	0	0	0	0
502	DuPage	0	30	0	6	0	0	101	1	0	7	0
509	Elgin	1	5	0	0	0	0	6	0	0	0	0
512	Harper	9	3	0	11	0	0	0	2	0	0	0
540	Heartland	0	0	0	0	0	1	0	0	0	0	0
519	Highland	0	1	0	0	0	0	0	0	0	0	0
514	Illinois Central	0	2	0	0	0	0	1	0	0	0	0
529	Illinois Eastern	(15)	(8)	(0)	(0)	(0)	(0)	(0)	(0)	(0)	(0)	(3)
	Frontier	0	0	0	0	0	0	0	0	0	0	0
	Lincoln Trail	0	0	0	0	0	0	0	0	0	0	0
	Olney Central	0	0	0	0	0	0	0	0	0	0	0
	Wabash	15	8	0	0	0	0	0	0	0	0	3
513	Illinois Valley	0	7	0	0	0	0	0	0	0	0	0
525	Joliet	6	10	0	0	0	0	0	0	0	0	0
520	Kankakee	0	0	0	0	0	0	0	0	0	0	0
501	Kaskaskia	2	0	0	0	0	0	0	0	0	0	0
523	Kishwaukee	6	0	0	0	0	0	0	0	0	0	0
532	Lake County	0	5	0	0	0	0	0	0	0	0	0
517	Lake Land	17	1	0	0	0	0	0	0	3	0	0
536	Lewis & Clark	0	0	0	0	0	0	0	0	6	0	0
526	Lincoln Land	0	1	0	0	0	0	0	0	0	0	0
530	Logan	0	6	0	0	0	0	1	0	0	0	0
528	McHenry	0	3	0	0	0	0	0	0	0	0	0
524	Moraine Valley	4	0	0	0	2	0	33	0	0	0	0
527	Morton	0	0	0	0	0	0	0	0	0	0	0
535	Oakton	0	0	0	2	0	0	0	0	0	0	0
505	Parkland	0	4	0	0	0	0	3	0	5	0	0
515	Prairie State	0	0	0	0	0	0	0	0	0	0	0
521	Rend Lake	0	0	0	0	0	0	0	0	0	0	0
537	Richland	0	0	0	0	0	0	0	0	0	0	0
511	Rock Valley	0	2	0	0	0	0	0	0	0	0	0
518	Sandburg	0	6	0	0	0	0	0	0	0	0	0
506	Sauk Valley	0	4	0	0	0	0	0	0	0	0	0
531	Shawnee	0	0	0	0	0	0	0	0	0	0	0
510	South Suburban	0	0	0	0	0	0	0	0	0	0	0
533	Southeastern	0	0	0	0	0	0	0	0	0	0	0
522	Southwestern*	0	11	0	0	0	0	0	0	0	0	0
534	Spoon River	0	0	0	0	0	0	0	0	0	0	0
504	Triton	0	6	0	0	0	0	0	0	0	0	0
516	Waubensee	3	0	1	0	0	0	1	0	0	0	0
539	Wood	0	0	0	0	0	0	0	0	0	0	0
	TOTALS	67	132	1	19	2	1	149	3	32	7	3

\*Formerly Belleville Area College

SOURCE OF DATA: Annual Enrollment & Completion Data (A1)

Illinois Community College Board  
Table III-9  
ANNUAL DUPLICATED COMPLETERS BY ACADEMIC PROGRAM BY COLLEGE  
FOR FISCAL YEAR 2002

Dist. No.	District/College	Landscaping 12 010605	Nursery Op/Mgmt 12 010606	Turf Mgmt 12 010607	Parks/Grounds Mgmt 12 010610	Fstry Prod/Proc, Gen 12 030401	Wildlife Mgmt 12 030601	Microcomp Apps 12 070308	Ofc Supr/Mgmt 12 070401	Fashion Merch 12 080102	Entrepreneurship 12 080301	Ind Marketing 12 080702
503	Black Hawk	0	0	0	0	0	0	0	0	0	0	0
508	Chicago	(0)	(0)	(0)	(0)	(0)	(0)	(0)	(0)	(0)	(0)	(0)
	Daley	0	0	0	0	0	0	0	0	0	0	0
	Kennedy-King	0	0	0	0	0	0	0	0	0	0	0
	Malcolm X	0	0	0	0	0	0	0	0	0	0	0
	Olive-Harvey	0	0	0	0	0	0	0	0	0	0	0
	Truman	0	0	0	0	0	0	0	0	0	0	0
	Washington	0	0	0	0	0	0	0	0	0	0	0
	Wilbur Wright	0	0	0	0	0	0	0	0	0	0	0
507	Danville	2	0	0	0	0	0	0	0	0	0	0
502	DuPage	7	2	1	0	0	0	0	0	8	0	0
509	Elgin	0	0	0	0	0	0	0	8	0	0	0
512	Harper	2	0	0	1	0	0	0	0	7	0	3
540	Heartland	0	0	0	0	0	0	0	0	0	0	0
519	Highland	0	0	0	0	0	0	0	0	0	0	0
514	Illinois Central	0	0	0	0	0	0	0	0	0	0	0
529	Illinois Eastern	(0)	(0)	(0)	(0)	(0)	(0)	(0)	(0)	(0)	(0)	(0)
	Frontier	0	0	0	0	0	0	0	0	0	0	0
	Lincoln Trail	0	0	0	0	0	0	0	0	0	0	0
	Olney Central	0	0	0	0	0	0	0	0	0	0	0
	Wabash	0	0	0	0	0	0	0	0	0	0	0
513	Illinois Valley	0	0	0	0	0	0	0	0	0	0	0
525	Joliet	0	1	3	0	0	0	5	0	4	0	0
520	Kankakee	0	0	0	0	0	0	0	0	0	0	0
501	Kaskaskia	0	0	0	0	0	0	0	0	0	0	0
523	Kishwaukee	7	1	15	0	0	0	0	0	0	0	0
532	Lake County	20	0	3	0	0	0	0	0	0	0	0
517	Lake Land	0	0	0	0	0	0	0	0	0	1	0
536	Lewis & Clark	0	0	3	0	0	0	0	0	0	0	0
526	Lincoln Land	4	0	0	0	0	0	0	0	0	0	0
530	Logan	0	0	0	0	0	0	0	0	5	0	0
528	McHenry	4	0	0	1	0	0	0	0	0	0	0
524	Moraine Valley	0	0	0	0	0	0	0	0	0	0	0
527	Morton	0	0	0	0	0	0	0	0	0	0	0
535	Oakton	0	0	0	0	0	0	0	0	0	0	0
505	Parkland	2	0	0	0	0	0	0	0	0	0	0
515	Prairie State	0	0	0	0	0	0	0	0	0	0	0
521	Rend Lake	0	0	0	0	0	0	0	0	0	0	0
537	Richland	0	0	0	0	0	0	0	0	0	0	0
511	Rock Valley	0	0	0	0	0	0	0	0	0	0	0
518	Sandburg	0	0	0	0	0	0	0	0	0	0	0
506	Sauk Valley	0	0	0	0	0	0	0	0	0	0	0
531	Shawnee	0	0	0	0	0	2	0	0	0	0	0
510	South Suburban	0	0	0	0	0	0	0	0	0	2	0
533	Southeastern	3	0	0	0	5	12	0	0	0	0	0
522	Southwestern*	0	0	0	0	0	0	0	0	0	0	0
534	Spoon River	0	0	0	0	0	0	0	0	0	0	0
504	Triton	3	0	0	0	0	0	0	0	0	0	0
516	Waubonsee	0	0	0	0	0	0	0	0	0	0	0
539	Wood	0	0	0	0	0	0	0	0	0	0	0
	TOTALS	54	4	25	2	5	14	5	8	24	3	3

\*Formerly Belleville Area College

SOURCE OF DATA: Annual Enrollment & Completion Data (A1)

Illinois Community College Board  
Table III-9  
ANNUAL DUPLICATED COMPLETERS BY ACADEMIC PROGRAM BY COLLEGE  
FOR FISCAL YEAR 2002

Dist. No.	District/College	Ag Bus./Mgmt, Gen 12 010101	Ag Mechanics, Gen 12 010201	Ag Production, Gen 12 010301	Animal Prod 12 010302	Ag Supplies 12 010501	Animal Trainer 12 010505	Horse Mgmt./Training 12 010507	Horticulture, Gen 12 010601	Arboriculture 12 010602	Ornamental Hort 12 010603	Greenhouse Op./Mgmt 12 010604
503	Black Hawk	5	1	7	23	0	0	24	19	0	0	0
508	Chicago	(0)	(0)	(0)	(0)	(0)	(0)	(0)	(0)	(0)	(0)	(0)
	Daley	0	0	0	0	0	0	0	0	0	0	0
	Kennedy-King	0	0	0	0	0	0	0	0	0	0	0
	Malcolm X	0	0	0	0	0	0	0	0	0	0	0
	Olive-Harvey	0	0	0	0	0	0	0	0	0	0	0
	Truman	0	0	0	0	0	0	0	0	0	0	0
	Washington	0	0	0	0	0	0	0	0	0	0	0
	Wilbur Wright	0	0	0	0	0	0	0	0	0	0	0
507	Danville	2	0	0	0	0	0	0	0	0	0	0
502	DuPage	0	0	0	0	0	0	0	11	0	2	1
509	Elgin	0	0	0	0	0	0	0	0	0	0	0
512	Harper	0	0	0	0	0	0	0	3	1	9	0
540	Heartland	0	0	0	0	0	0	0	0	0	0	0
519	Highland	0	0	1	0	0	0	0	0	0	0	0
514	Illinois Central	7	17	0	0	0	0	0	37	0	0	0
529	Illinois Eastern	(16)	(0)	(5)	(0)	(0)	(0)	(0)	(12)	(0)	(0)	(0)
	Frontier	0	0	0	0	0	0	0	0	0	0	0
	Lincoln Trail	0	0	0	0	0	0	0	12	0	0	0
	Olney Central	0	0	0	0	0	0	0	0	0	0	0
	Wabash	16	0	5	0	0	0	0	0	0	0	0
513	Illinois Valley	0	0	0	0	0	0	0	0	0	2	0
525	Joliet	11	0	9	0	0	0	0	33	0	4	0
520	Kankakee	0	0	0	0	0	0	0	0	0	0	0
501	Kaskaskia	11	0	0	0	0	0	0	25	0	0	0
523	Kishwaukee	3	26	2	0	0	0	0	6	0	6	7
532	Lake County	0	0	0	0	0	0	0	0	1	7	0
517	Lake Land	11	14	13	1	0	15	0	36	0	0	0
536	Lewis & Clark	0	0	0	0	0	0	0	0	0	0	0
526	Lincoln Land	0	0	11	0	0	0	0	0	0	0	0
530	Logan	0	0	0	0	0	0	0	0	0	0	0
528	McHenry	0	0	0	0	0	0	0	5	0	2	0
524	Moraine Valley	0	0	0	0	0	0	0	0	0	0	0
527	Morton	0	0	0	0	0	0	0	0	0	0	0
535	Oakton	0	0	0	0	0	0	0	0	0	0	0
505	Parkland	11	2	0	2	0	0	0	0	0	0	0
515	Prairie State	0	0	0	0	0	0	0	0	0	0	0
521	Rend Lake	2	7	10	0	0	0	0	32	0	0	0
537	Richland	0	0	0	0	1	0	0	6	0	0	0
511	Rock Valley	0	0	0	0	0	0	0	0	0	0	0
518	Sandburg	0	0	1	0	0	0	0	0	0	0	0
506	Sauk Valley	0	0	0	0	0	0	0	0	0	0	0
531	Shawnee	0	0	1	0	0	0	0	0	0	0	0
510	South Suburban	0	0	0	0	0	0	0	0	0	0	0
533	Southeastern	0	0	0	0	0	0	0	37	0	0	0
522	Southwestern*	0	0	0	0	0	0	0	17	0	0	0
534	Spoon River	0	7	5	0	0	0	0	0	0	0	0
504	Triton	0	0	0	0	0	0	0	0	0	0	2
516	Waubonsee	0	0	0	0	0	0	0	0	0	0	0
539	Wood	<u>13</u>	<u>0</u>	<u>0</u>	<u>5</u>	<u>0</u>	<u>0</u>	<u>0</u>	<u>4</u>	<u>0</u>	<u>0</u>	<u>0</u>
	TOTALS	92	74	65	31	1	15	24	283	2	32	10

\*Formerly Belleville Area College

SOURCE OF DATA: Annual Enrollment & Completion Data (A1)

Illinois Community College Board  
Table III-9  
ANNUAL DUPLICATED COMPLETERS BY ACADEMIC PROGRAM BY COLLEGE  
FOR FISCAL YEAR 2002

Dist. No.	District/College	General Studies	Vocational Skills	Total
503	Black Hawk	0	21	848
508	Chicago	(0)	(181)	(5,236)
	Daley	0	0	656
	Kennedy-King	0	0	788
	Malcolm X	0	1	370
	Olive-Harvey	0	0	283
	Truman	0	180	779
	Washington	0	0	1,542
	Wilbur Wright	0	0	818
507	Danville	0	0	317
502	DuPage	0	0	2,719
509	Elgin	0	0	1,518
512	Harper	0	0	1,341
540	Heartland	0	0	532
519	Highland	0	0	305
514	Illinois Central	0	0	1,450
529	Illinois Eastern	(0)	(0)	(1,374)
	Frontier	0	0	221
	Lincoln Trail	0	0	417
	Olney Central	0	0	465
	Wabash	0	0	271
513	Illinois Valley	0	0	859
525	Joliet	0	0	946
520	Kankakee	0	0	317
501	Kaskaskia	0	0	878
523	Kishwaukee	0	0	678
532	Lake County	0	0	1,458
517	Lake Land	0	0	1,344
536	Lewis & Clark	0	0	715
526	Lincoln Land	1	0	1,396
530	Logan	0	19	748
528	McHenry	0	0	676
524	Moraine Valley	0	0	1,303
527	Morton	0	0	373
535	Oakton	0	0	728
505	Parkland	0	0	822
515	Prairie State	0	0	354
521	Rend Lake	0	0	766
537	Richland	0	0	479
511	Rock Valley	0	0	962
518	Sandburg	0	0	466
506	Sauk Valley	0	0	444
531	Shawnee	0	0	117
510	South Suburban	0	0	931
533	Southeastern	0	0	784
522	Southwestern*	0	0	2,297
534	Spoon River	0	0	279
504	Triton	0	0	929
516	Waubonsee	7	0	787
539	Wood	0	0	470
	TOTALS	8	221	38,946

\*Formerly Belleville Area College

SOURCE OF DATA: Annual Enrollment & Completion Data (A1)

Illinois Community College Board  
Table III-10  
SUMMARY OF ADULT EDUCATION COMPLETIONS  
AWARDED IN FISCAL YEAR 2002 BY COMMUNITY COLLEGE DISTRICT

Dist. No.	District/College	Adult Basic Education <u>Levels Completed</u>	Adult Secondary Education <u>Levels Completed</u>	English As A Second Language <u>Levels Completed</u>	<u>Total</u>
503	Black Hawk	289	224	191	704
508	Chicago	3,374	841	5,810	10,025
507	Danville	99	89	18	206
502	DuPage	298	179	2,051	2,528
509	Elgin	74	48	639	761
512	Harper	52	40	261	353
540	Heartland	73	73	1	147
519	Highland	102	69	30	201
514	Illinois Central	114	91	37	242
529	Illinois Eastern	84	27	0	111
513	Illinois Valley	91	146	91	328
525	Joliet	348	199	410	957
520	Kankakee	102	128	81	311
501	Kaskaskia	92	142	8	242
523	Kishwaukee	74	90	47	211
532	Lake County	110	59	876	1,045
517	Lake Land	55	72	0	127
536	Lewis & Clark	100	98	13	211
526	Lincoln Land	79	122	45	246
530	Logan	155	134	1	290
528	McHenry	115	79	270	464
524	Moraine Valley	219	110	501	830
527	Morton	156	32	513	701
535	Oakton	448	46	846	1,340
505	Parkland	106	77	95	278
515	Prairie State	195	40	130	365
521	Rend Lake	92	86	4	182
537	Richland	91	46	11	148
511	Rock Valley	90	62	91	243
518	Sandburg	116	55	16	187
506	Sauk Valley	102	125	59	286
531	Shawnee	41	26	0	67
510	South Suburban	222	70	368	660
533	Southeastern	42	34	0	76
522	Southwestern*	297	293	87	677
534	Spoon River	92	111	2	205
504	Triton	462	38	569	1,069
516	Waubonsee	65	80	220	365
539	Wood	<u>30</u>	<u>56</u>	<u>6</u>	<u>92</u>
	Totals	8,746	4,337	14,398	27,481

Education levels completed: ABE Beginning (0 - 5.9) to ABE Intermediate, ABE Intermediate (6.0-8.9) to ASE,  
ESL Beginning Level (CELSA/MELT 0-V) to ESL Intermediate,  
ESL Intermediate Level (CELSA/MELT VI-VII) to ESL Advanced

\*Formerly Belleville Area College

SOURCE OF DATA: National Reporting System for Adult Education

Illinois Community College Board  
Table III-11  
SUMMARY OF HIGH SCHOOL COMPLETIONS  
AWARDED IN FISCAL YEAR 2002 BY COMMUNITY COLLEGE DISTRICT

<u>Dist. No.</u>	<u>District</u>	<u>Passed GED Exam*</u>	<u>Alternative High School Diploma Awarded</u>	<u>Total High School Completions</u>
503	Black Hawk	448	34	482
508	Chicago	2,356	0	2,356
507	Danville	189	0	189
502	DuPage	289	17	306
509	Elgin	148	4	152
512	Harper	174	0	174
540	Heartland	253	1	254
519	Highland	253	0	253
514	Illinois Central	257	0	257
529	Illinois Eastern	126	0	126
513	Illinois Valley	260	0	260
525	Joliet	356	14	370
520	Kankakee	273	0	273
501	Kaskaskia	264	0	264
523	Kishwaukee	233	2	235
532	Lake County	141	0	141
517	Lake Land	227	0	227
536	Lewis & Clark	324	0	324
526	Lincoln Land	323	0	323
530	Logan	182	0	182
528	McHenry	248	0	248
524	Moraine Valley	362	0	362
527	Morton	216	0	216
535	Oakton	150	81	231
505	Parkland	214	0	214
515	Prairie State	119	0	119
521	Rend Lake	143	0	143
537	Richland	154	0	154
511	Rock Valley	171	0	171
518	Sandburg	145	65	210
506	Sauk Valley	144	0	144
531	Shawnee	75	5	80
510	South Suburban	299	0	299
533	Southeastern	186	0	186
522	Southwestern**	971	0	971
534	Spoon River	113	0	113
504	Triton	250	109	359
516	Waubonsee	265	0	265
539	Wood	147	0	147
	TOTALS	11,448	332	11,780

\* Completeness of the GED count is based on matches between student SSN identifiers in college and ETS data. Upcoming changes in the GED exam contributed to the substantial increases over the previous year.

\*\*Formerly Belleville Area College

SOURCES OF DATA: ISBE Adult Education Data

STAIRS Self-Reported Data

ICCB Annual Enrollment and Completions (A1) Data for GED completions at selected colleges.

Illinois Community College Board  
Table III-12  
SUMMARY OF ANNUAL UNDUPLICATED HEADCOUNT ENROLLMENT BY ETHNIC ORIGIN  
IN GENERAL ASSOCIATE PROGRAMS, FISCAL YEAR 2002

Dist. No.	District/College	Asian or Pacific Islander	American Indian or Alaskan	Black Non- Hispanic	Hispanic	White Non- Hispanic	Non- Resident Alien	All Other or No Indication	Total
503	Black Hawk	0	0	1	2	13	0	0	16
508	Chicago	(1,423)	(75)	(3,186)	(3,399)	(3,733)	(0)	(0)	(11,816)
	Daley	8	1	63	63	17	0	0	152
	Kennedy-King	5	1	172	6	0	0	0	184
	Malcolm X	43	8	752	108	37	0	0	948
	Olive-Harvey	2	4	636	57	5	0	0	704
	Truman	362	19	501	428	680	0	0	1,990
	Washington	376	10	523	368	326	0	0	1,603
	Wilbur Wright	627	32	539	2,369	2,668	0	0	6,235
507	Danville	0	0	0	0	0	0	0	0
502	DuPage	8	1	9	2	99	0	0	119
509	Elgin	22	1	31	70	449	1	0	574
512	Harper	0	0	0	0	0	0	0	0
540	Heartland	0	0	0	0	0	0	0	0
519	Highland	1	0	10	0	32	0	0	43
514	Illinois Central	78	10	483	73	3,064	5	0	3,713
529	Illinois Eastern	(4)	(4)	(167)	(33)	(412)	(1)	(0)	(621)
	Frontier	0	0	0	1	58	0	0	59
	Lincoln Trail	3	4	144	20	148	0	0	319
	Olney Central	0	0	3	0	90	1	0	94
	Wabash	1	0	20	12	116	0	0	149
513	Illinois Valley	3	4	64	35	283	0	32	421
525	Joliet	3	1	18	12	318	1	0	353
520	Kankakee	0	2	21	2	124	0	0	149
501	Kaskaskia	2	6	99	13	430	0	0	550
523	Kishwaukee	0	0	0	0	0	0	0	0
532	Lake County	0	0	0	0	0	0	0	0
517	Lake Land	4	4	294	56	298	2	0	658
536	Lewis & Clark	0	0	35	2	342	0	0	379
526	Lincoln Land	35	3	114	24	2,633	10	0	2,819
530	Logan	0	0	1	1	14	0	0	16
528	McHenry	3	0	0	10	191	0	0	204
524	Moraine Valley	0	0	0	0	0	0	0	0
527	Morton	1	0	2	14	11	0	0	28
535	Oakton	0	0	0	0	0	0	0	0
505	Parkland	6	2	52	14	232	39	0	345
515	Prairie State	2	0	105	24	130	2	18	281
521	Rend Lake	0	0	0	0	0	0	0	0
537	Richland	1	0	2	1	19	0	0	23
511	Rock Valley	1	0	6	3	35	0	0	45
518	Sandburg	1	1	0	0	13	0	0	15
506	Sauk Valley	1	1	2	1	13	0	0	18
531	Shawnee	0	1	23	0	70	0	0	94
510	South Suburban	0	0	0	0	0	0	0	0
533	Southeastern	0	0	4	1	2	0	0	7
522	Southwestern*	0	0	0	0	0	0	0	0
534	Spoon River	1	2	7	3	231	0	0	244
504	Triton	131	6	486	329	996	1	0	1,949
516	Waubonsee	7	3	40	162	337	0	0	549
539	Wood	0	0	1	0	2	0	0	3
	TOTALS	1,738	127	5,263	4,286	14,526	62	50	26,052

\*Formerly Belleville Area College

SOURCE OF DATA: Annual Enrollment & Completion Data (A1)



Illinois Community College Board  
Table III-13  
SUMMARY OF ANNUAL UNDUPLICATED HEADCOUNT ENROLLMENT BY ETHNIC ORIGIN  
IN BACCALAUREATE TRANSFER PROGRAMS, FISCAL YEAR 2002

Dist. No.	District/College	Asian or Pacific Islander	American Indian or Alaskan	Black Non- Hispanic	Hispanic	White Non- Hispanic	Non- Resident Alien	All Other or No Indication	Total
503	Black Hawk	60	21	406	414	4,615	0	0	5,516
508	Chicago	(1,827)	(169)	(14,123)	(5,969)	(5,613)	(1)	(0)	(27,702)
	Daley	116	19	2,084	2,098	1,215	1	0	5,533
	Kennedy-King	10	11	1,940	29	7	0	0	1,997
	Malcolm X	64	17	2,049	304	100	0	0	2,534
	Olive-Harvey	8	19	2,779	220	37	0	0	3,063
	Truman	667	36	1,170	1,036	1,595	0	0	4,504
	Washington	778	59	3,903	1,591	1,797	0	0	8,128
	Wilbur Wright	184	8	198	691	862	0	0	1,943
507	Danville	27	7	181	43	1,845	3	0	2,106
502	DuPage	2,574	32	856	1,212	15,098	1	349	20,122
509	Elgin	368	17	278	817	5,846	25	0	7,351
512	Harper	1,702	29	387	973	8,988	72	923	13,074
540	Heartland	69	26	376	99	4,523	9	0	5,102
519	Highland	16	4	118	21	1,450	4	0	1,613
514	Illinois Central	139	20	564	94	6,405	17	0	7,239
529	Illinois Eastern	(58)	(1)	(57)	(23)	(4,912)	(13)	(0)	(5,064)
	Frontier	5	0	1	4	1,402	0	0	1,412
	Lincoln Trail	16	0	30	9	863	1	0	919
	Olney Central	8	1	10	2	1,272	12	0	1,305
	Wabash	29	0	16	8	1,375	0	0	1,428
513	Illinois Valley	18	2	31	97	2,038	0	33	2,219
525	Joliet	201	18	850	714	8,698	24	0	10,505
520	Kankakee	26	4	253	56	2,077	1	7	2,424
501	Kaskaskia	6	10	128	29	1,681	1	0	1,855
523	Kishwaukee	218	15	660	213	2,932	9	0	4,047
532	Lake County	495	38	912	957	7,725	264	0	10,391
517	Lake Land	22	17	448	108	4,738	28	0	5,361
536	Lewis & Clark	29	13	296	72	5,045	16	0	5,471
526	Lincoln Land	74	9	317	76	5,394	18	0	5,888
530	Logan	111	17	479	60	4,074	0	0	4,741
528	McHenry	72	13	25	201	5,063	30	0	5,404
524	Moraine Valley	196	26	509	553	8,558	118	0	9,960
527	Morton	51	2	63	1,755	993	51	0	2,915
535	Oakton	2,044	27	465	593	8,486	0	0	11,615
505	Parkland	432	23	982	249	5,815	300	0	7,801
515	Prairie State	57	20	1,974	487	2,198	32	569	5,337
521	Rend Lake	15	8	139	35	2,838	0	0	3,035
537	Richland	18	5	369	31	2,353	2	0	2,778
511	Rock Valley	222	29	580	373	6,848	3	0	8,055
518	Sandburg	16	7	167	65	2,126	8	0	2,389
506	Sauk Valley	31	11	42	135	2,189	0	0	2,408
531	Shawnee	16	4	184	11	1,307	0	0	1,522
510	South Suburban	61	19	2,256	329	1,537	11	0	4,213
533	Southeastern	15	13	646	88	1,789	3	0	2,554
522	Southwestern*	182	47	1,591	204	9,084	20	0	11,128
534	Spoon River	46	3	137	20	1,747	2	0	1,955
504	Triton	235	29	1,248	901	4,351	14	0	6,778
516	Waubonsee	79	29	255	562	3,759	7	0	4,691
539	Wood	<u>15</u>	<u>5</u>	<u>74</u>	<u>25</u>	<u>2,186</u>	<u>7</u>	<u>0</u>	<u>2,312</u>
	TOTALS	11,843	789	33,426	18,664	176,924	1,114	1,881	244,641

\*Formerly Belleville Area College

SOURCE OF DATA: Annual Enrollment & Completion Data (A1)

Illinois Community College Board  
Table III-14  
SUMMARY OF ANNUAL UNDUPLICATED HEADCOUNT ENROLLMENT BY ETHNIC ORIGIN  
IN OCCUPATIONAL PROGRAMS, FISCAL YEAR 2002

Dist. No.	District/College	Asian or Pacific Islander	American Indian or Alaskan	Black Non- Hispanic	Hispanic	White Non- Hispanic	Non- Resident Alien	All Other or No Indication	Total
503	Black Hawk	30	12	275	191	2,484	0	0	2,992
508	Chicago	(1,724)	(129)	(8,558)	(3,168)	(2,636)	(0)	(0)	(16,215)
	Daley	65	18	831	1,184	621	0	0	2,719
	Kennedy-King	55	24	2,746	149	112	0	0	3,086
	Malcolm X	73	8	1,238	156	102	0	0	1,577
	Olive-Harvey	5	13	1,165	105	17	0	0	1,305
	Truman	295	14	539	348	319	0	0	1,515
	Washington	1,147	44	1,868	798	1,083	0	0	4,940
	Wilbur Wright	84	8	171	428	382	0	0	1,073
507	Danville	10	4	169	26	1,348	0	0	1,557
502	DuPage	1,253	22	638	769	9,159	1	218	12,060
509	Elgin	297	11	302	681	3,743	13	0	5,047
512	Harper	1,295	13	317	566	5,108	42	492	7,833
540	Heartland	10	8	75	6	644	0	0	743
519	Highland	11	3	158	12	1,292	1	0	1,477
514	Illinois Central	82	22	693	116	5,823	12	0	6,748
529	Illinois Eastern	(24)	(27)	(244)	(162)	(12,917)	(0)	(0)	(13,374)
	Frontier	2	0	1	1	588	0	0	592
	Lincoln Trail	0	3	134	31	508	0	0	676
	Olney Central	4	2	4	7	1,098	0	0	1,115
	Wabash	18	22	105	123	10,723	0	0	10,991
513	Illinois Valley	28	6	66	111	2,260	0	51	2,522
525	Joliet	115	19	706	496	4,962	6	0	6,304
520	Kankakee	16	4	390	68	1,955	1	4	2,438
501	Kaskaskia	28	23	232	32	3,131	2	0	3,448
523	Kishwaukee	24	1	73	81	1,233	0	0	1,412
532	Lake County	533	42	1,114	1,380	5,991	402	1	9,463
517	Lake Land	15	21	760	168	3,407	9	0	4,380
536	Lewis & Clark	16	15	255	30	3,943	9	0	4,268
526	Lincoln Land	22	11	217	41	3,674	8	0	3,973
530	Logan	39	14	363	41	3,514	1	0	3,972
528	McHenry	28	8	10	144	2,762	14	0	2,966
524	Moraine Valley	165	45	1,612	858	9,734	110	0	12,524
527	Morton	49	2	68	666	504	22	0	1,311
535	Oakton	941	12	319	369	3,828	0	0	5,469
505	Parkland	178	13	515	97	3,967	187	0	4,957
515	Prairie State	19	7	540	128	792	11	114	1,611
521	Rend Lake	18	7	338	74	1,833	0	0	2,270
537	Richland	13	9	344	27	1,863	0	0	2,256
511	Rock Valley	70	18	414	159	2,757	2	0	3,420
518	Sandburg	11	7	140	49	1,798	3	0	2,008
506	Sauk Valley	5	5	17	123	1,225	0	0	1,375
531	Shawnee	4	5	337	16	806	0	0	1,168
510	South Suburban	54	19	3,223	363	2,001	30	0	5,690
533	Southeastern	8	11	444	81	1,251	1	0	1,796
522	Southwestern*	116	42	1,589	178	7,672	9	0	9,606
534	Spoon River	6	5	16	2	662	0	0	691
504	Triton	286	18	1,476	1,189	4,096	8	0	7,073
516	Waubonsee	78	36	316	617	3,148	4	0	4,199
539	Wood	<u>3</u>	<u>5</u>	<u>50</u>	<u>5</u>	<u>1,100</u>	<u>2</u>	<u>0</u>	<u>1,165</u>
	TOTALS	7,624	681	27,373	13,290	131,023	910	880	181,781

\*Formerly Belleville Area College

SOURCE OF DATA: Annual Enrollment & Completion Data (A1)

Illinois Community College Board  
Table III-15  
SUMMARY OF ANNUAL UNDUPLICATED HEADCOUNT ENROLLMENT BY ETHNIC ORIGIN  
IN GENERAL STUDIES PROGRAMS, FISCAL YEAR 2002

Dist. No.	District/College	Asian or Pacific Islander	American Indian or Alaskan	Black Non- Hispanic	Hispanic	White Non- Hispanic	Non- Resident Alien	All Other or No Indication	Total
503	Black Hawk	0	0	3	7	9	0	0	19
508	Chicago	(5)	(3)	(121)	(31)	(25)	(0)	(0)	(185)
	Daley	0	0	15	10	0	0	0	25
	Kennedy-King	1	0	15	1	0	0	0	17
	Malcolm X	0	0	16	0	0	0	0	16
	Olive-Harvey	0	0	14	0	0	0	0	14
	Truman	1	1	9	12	5	0	0	28
	Washington	3	2	43	7	19	0	0	74
	Wilbur Wright	0	0	9	1	1	0	0	11
507	Danville	0	0	0	0	0	0	0	0
502	DuPage	1,356	13	339	526	9,207	3	760	12,204
509	Elgin	0	0	0	0	0	0	0	0
512	Harper	0	0	0	0	0	0	0	0
540	Heartland	0	0	0	0	0	0	0	0
519	Highland	6	1	7	4	1,100	0	0	1,118
514	Illinois Central	7	0	6	4	233	1	0	251
529	Illinois Eastern	(0)	(0)	(0)	(0)	(0)	(0)	(0)	(0)
	Frontier	0	0	0	0	0	0	0	0
	Lincoln Trail	0	0	0	0	0	0	0	0
	Olney Central	0	0	0	0	0	0	0	0
	Wabash	0	0	0	0	0	0	0	0
513	Illinois Valley	12	1	8	32	1,095	0	21	1,169
525	Joliet	9	0	17	21	376	0	0	423
520	Kankakee	1	1	37	4	591	0	1	635
501	Kaskaskia	0	0	0	0	2	0	0	2
523	Kishwaukee	4	1	4	24	137	0	0	170
532	Lake County	37	2	55	80	396	16	0	586
517	Lake Land	0	0	0	0	0	0	0	0
536	Lewis & Clark	1	1	4	1	158	0	0	165
526	Lincoln Land	0	0	0	0	1	0	0	1
530	Logan	0	0	0	0	1	0	0	1
528	McHenry	0	0	0	0	0	0	0	0
524	Moraine Valley	0	0	0	0	0	0	0	0
527	Morton	0	0	0	9	18	0	0	27
535	Oakton	20	1	2	4	60	0	0	87
505	Parkland	0	0	0	0	0	0	0	0
515	Prairie State	0	0	0	0	0	0	0	0
521	Rend Lake	0	0	0	0	0	0	0	0
537	Richland	4	0	15	0	234	1	0	254
511	Rock Valley	0	0	0	0	1	0	0	1
518	Sandburg	0	0	0	0	0	0	0	0
506	Sauk Valley	0	0	0	0	0	0	0	0
531	Shawnee	1	0	46	4	455	0	0	506
510	South Suburban	0	0	0	0	1	0	0	1
533	Southeastern	0	0	0	0	109	1	0	110
522	Southwestern*	0	0	1	0	1	0	0	2
534	Spoon River	0	0	0	0	0	0	0	0
504	Triton	0	0	0	0	0	0	0	0
516	Waubonsee	15	6	30	107	670	0	0	828
539	Wood	<u>3</u>	<u>0</u>	<u>3</u>	<u>4</u>	<u>347</u>	<u>0</u>	<u>0</u>	<u>357</u>
	TOTALS	1,481	30	698	862	15,227	22	782	19,102

\*Formerly Belleville Area College

SOURCE OF DATA: Annual Enrollment & Completion Data (A1)

Illinois Community College Board  
Table III-16  
SUMMARY OF ANNUAL UNDUPLICATED HEADCOUNT ENROLLMENT BY ETHNIC ORIGIN  
IN VOCATIONAL PROGRAMS, FISCAL YEAR 2002

Dist. No.	District/College	Asian or Pacific Islander	American Indian or Alaskan	Black Non- Hispanic	Hispanic	White Non- Hispanic	Non- Resident Alien	All Other or No Indication	Total
503	Black Hawk	21	13	185	187	1,759	0	0	2,165
508	Chicago	(485)	(48)	(3,004)	(2,159)	(1,479)	(0)	(0)	(7,175)
	Daley	6	3	231	627	148	0	0	1,015
	Kennedy-King	3	2	439	15	4	0	0	463
	Malcolm X	14	6	649	47	19	0	0	735
	Olive-Harvey	3	4	715	96	39	0	0	857
	Truman	224	7	218	361	372	0	0	1,182
	Washington	72	11	511	129	169	0	0	892
	Wilbur Wright	163	15	241	884	728	0	0	2,031
507	Danville	3	0	55	14	1,457	0	0	1,529
502	DuPage	287	3	85	98	2,568	1	51	3,093
509	Elgin	31	1	62	97	406	0	0	597
512	Harper	0	0	0	0	0	0	0	0
540	Heartland	26	1	88	18	647	0	0	780
519	Highland	10	3	71	13	1,214	0	0	1,311
514	Illinois Central	0	0	1	0	14	0	0	15
529	Illinois Eastern	(4)	(5)	(2)	(10)	(4,708)	(0)	(0)	(4,729)
	Frontier	4	4	2	9	4,196	0	0	4,215
	Lincoln Trail	0	0	0	0	2	0	0	2
	Olney Central	0	1	0	0	63	0	0	64
	Wabash	0	0	0	1	447	0	0	448
513	Illinois Valley	0	0	0	0	0	0	0	0
525	Joliet	0	0	9	10	56	0	0	75
520	Kankakee	7	2	68	27	1,077	1	21	1,203
501	Kaskaskia	0	0	0	0	0	0	0	0
523	Kishwaukee	0	0	3	7	19	0	0	29
532	Lake County	20	3	53	56	429	8	0	569
517	Lake Land	92	19	80	66	2,879	15	0	3,151
536	Lewis & Clark	2	0	23	2	621	0	0	648
526	Lincoln Land	8	2	74	5	3,729	1	0	3,819
530	Logan	13	6	12	5	1,515	0	0	1,551
528	McHenry	0	0	0	1	1	0	0	2
524	Moraine Valley	14	3	81	26	946	5	0	1,075
527	Morton	2	0	2	34	63	5	0	106
535	Oakton	211	4	112	113	12,902	0	0	13,342
505	Parkland	13	6	94	10	673	24	0	820
515	Prairie State	15	6	446	130	419	5	906	1,927
521	Rend Lake	30	15	86	94	4,121	3	0	4,349
537	Richland	2	4	11	1	830	0	0	848
511	Rock Valley	23	16	135	57	1,001	0	0	1,232
518	Sandburg	3	2	24	12	1,022	8	0	1,071
506	Sauk Valley	3	3	5	43	486	0	0	540
531	Shawnee	8	5	172	12	1,176	0	0	1,373
510	South Suburban	29	12	776	550	1,507	43	0	2,917
533	Southeastern	2	5	67	19	898	0	0	991
522	Southwestern*	13	3	28	7	44	0	0	95
534	Spoon River	4	2	10	7	490	0	0	513
504	Triton	63	5	268	443	5,888	5	0	6,672
516	Waubensee	5	1	9	161	121	0	0	297
539	Wood	0	0	0	0	2	0	0	2
	TOTALS	1,449	198	6,201	4,494	57,167	124	978	70,611

\*Formerly Belleville Area College

SOURCE OF DATA: Annual Enrollment & Completion Data (A1)

Illinois Community College Board

Table III-17

SUMMARY OF ANNUAL UNDUPLICATED HEADCOUNT ENROLLMENT BY ETHNIC ORIGIN  
IN ADULT BASIC EDUCATION PROGRAMS, FISCAL YEAR 2002

Dist. No.	District/College	Asian or Pacific Islander	American Indian or Alaskan	Black Non- Hispanic	Hispanic	White Non- Hispanic	Non- Resident Alien	All Other or No Indication	Total
503	Black Hawk	36	6	274	702	650	0	0	1,668
508	Chicago	(258)	(132)	(11,314)	(4,439)	(1,097)	(8)	(0)	(17,248)
	Daley	4	8	285	1,075	149	2	0	1,523
	Kennedy-King	21	21	3,004	204	60	0	0	3,310
	Malcolm X	70	54	4,591	1,095	222	4	0	6,036
	Olive-Harvey	10	19	2,354	234	17	1	0	2,635
	Truman	98	18	493	774	226	1	0	1,610
	Washington	6	0	83	32	9	0	0	130
	Wilbur Wright	49	12	504	1,025	414	0	0	2,004
507	Danville	0	0	104	28	125	0	0	257
502	DuPage	45	1	59	146	115	0	10	376
509	Elgin	18	4	135	373	133	0	0	663
512	Harper	47	3	56	222	80	2	24	434
540	Heartland	2	2	30	6	330	0	0	370
519	Highland	5	0	123	18	196	0	0	342
514	Illinois Central	2	5	131	9	303	0	0	450
529	Illinois Eastern	(0)	(0)	(2)	(2)	(388)	(0)	(0)	(392)
	Frontier	0	0	1	1	161	0	0	163
	Lincoln Trail	0	0	1	0	124	0	0	125
	Olney Central	0	0	0	1	91	0	0	92
	Wabash	0	0	0	0	12	0	0	12
513	Illinois Valley	4	0	7	20	91	0	9	131
525	Joliet	2	0	252	145	189	3	0	591
520	Kankakee	5	7	260	338	362	0	4	976
501	Kaskaskia	0	3	21	6	185	0	0	215
523	Kishwaukee	7	3	27	82	102	0	0	221
532	Lake County	21	5	140	356	132	21	0	675
517	Lake Land	1	1	1	5	198	2	0	208
536	Lewis & Clark	2	4	90	6	235	6	0	343
526	Lincoln Land	3	0	64	24	331	0	0	422
530	Logan	6	2	125	12	343	4	0	492
528	McHenry	12	2	16	171	145	5	0	351
524	Moraine Valley	5	3	112	98	190	23	0	431
527	Morton	3	1	4	304	65	5	0	382
535	Oakton	306	0	19	140	509	0	0	974
505	Parkland	68	4	175	168	162	104	0	681
515	Prairie State	3	4	209	56	71	1	43	387
521	Rend Lake	0	1	12	2	57	0	0	72
537	Richland	9	1	201	22	352	0	0	585
511	Rock Valley	51	8	348	293	617	1	0	1,318
518	Sandburg	1	0	3	0	54	0	0	58
506	Sauk Valley	2	4	17	47	134	0	0	204
531	Shawnee	23	4	110	22	190	0	0	349
510	South Suburban	1	6	633	78	78	1	0	797
533	Southeastern	4	2	48	20	298	0	0	372
522	Southwestern*	97	16	527	151	305	5	0	1,101
534	Spoon River	4	9	17	9	273	1	0	313
504	Triton	11	3	218	234	159	5	0	630
516	Waubonsee	13	9	185	375	181	0	0	763
539	Wood	0	5	16	7	155	0	0	183
	TOTALS	1,077	260	16,085	9,136	9,580	197	90	36,425

\*Formerly Belleville Area College

SOURCE OF DATA: Annual Enrollment & Completion Data (A1)

Illinois Community College Board  
Table III-18  
SUMMARY OF ANNUAL UNDUPLICATED HEADCOUNT ENROLLMENT BY ETHNIC ORIGIN  
IN ADULT SECONDARY EDUCATION, FISCAL YEAR 2002

Dist. No.	District/College	Asian or Pacific Islander	American Indian or Alaskan	Black Non- Hispanic	Hispanic	White Non- Hispanic	Non- Resident Alien	All Other or No Indication	Total
503	Black Hawk	6	7	143	72	480	0	0	708
508	Chicago	(99)	(18)	(1,588)	(2,646)	(391)	(2)	(0)	(4,744)
	Daley	4	3	37	379	40	0	0	463
	Kennedy-King	2	0	175	6	0	0	0	183
	Malcolm X	9	5	668	349	10	1	0	1,042
	Olive-Harvey	2	0	351	285	12	0	0	650
	Truman	44	8	267	1,036	133	1	0	1,489
	Washington	18	1	48	18	30	0	0	115
	Wilbur Wright	20	1	42	573	166	0	0	802
507	Danville	1	0	34	10	109	0	0	154
502	DuPage	79	5	129	475	496	1	28	1,213
509	Elgin	14	1	52	178	166	0	0	411
512	Harper	11	3	42	96	193	1	25	371
540	Heartland	0	0	0	0	0	0	0	0
519	Highland	0	0	25	6	187	0	0	218
514	Illinois Central	1	0	48	13	258	0	0	320
529	Illinois Eastern	(2)	(1)	(3)	(2)	(281)	(0)	(0)	(289)
	Frontier	0	1	3	2	164	0	0	170
	Lincoln Trail	0	0	0	0	0	0	0	0
	Olney Central	2	0	0	0	86	0	0	88
	Wabash	0	0	0	0	31	0	0	31
513	Illinois Valley	16	7	15	204	416	0	23	681
525	Joliet	10	2	213	171	341	4	0	741
520	Kankakee	1	3	126	35	322	1	4	492
501	Kaskaskia	6	3	16	3	231	1	0	260
523	Kishwaukee	1	0	25	99	196	0	0	321
532	Lake County	19	4	125	212	195	21	0	576
517	Lake Land	0	0	5	4	304	2	0	315
536	Lewis & Clark	2	8	81	12	479	0	0	582
526	Lincoln Land	3	0	36	16	494	0	0	549
530	Logan	1	2	50	15	387	3	0	458
528	McHenry	4	5	16	115	252	1	0	393
524	Moraine Valley	12	3	96	173	492	274	0	1,050
527	Morton	0	0	0	40	13	0	0	53
535	Oakton	32	1	15	89	236	0	0	373
505	Parkland	3	7	152	26	266	2	0	456
515	Prairie State	1	1	64	28	19	0	16	129
521	Rend Lake	0	0	50	10	382	0	0	442
537	Richland	22	1	2	24	6	0	0	55
511	Rock Valley	4	7	58	65	238	0	0	372
518	Sandburg	2	2	71	24	369	0	0	468
506	Sauk Valley	1	1	16	30	153	0	0	201
531	Shawnee	10	1	40	13	175	0	0	239
510	South Suburban	2	2	497	59	142	0	0	702
533	Southeastern	0	1	4	3	69	0	0	77
522	Southwestern*	29	19	663	62	882	0	0	1,655
534	Spoon River	3	1	8	2	216	1	0	231
504	Triton	10	4	123	358	303	3	0	801
516	Waubonsee	4	4	109	355	680	0	0	1,152
539	Wood	<u>5</u>	<u>2</u>	<u>17</u>	<u>3</u>	<u>180</u>	<u>1</u>	<u>0</u>	<u>208</u>
	TOTALS	416	126	4,757	5,748	10,999	318	96	22,460

\*Formerly Belleville Area College

SOURCE OF DATA: Annual Enrollment & Completion Data (A1)

Illinois Community College Board  
Table III-19  
SUMMARY OF ANNUAL UNDUPLICATED HEADCOUNT ENROLLMENT BY ETHNIC ORIGIN  
IN ENGLISH AS A SECOND LANGUAGE PROGRAMS, FISCAL YEAR 2002

Dist. No.	District/College	Asian or Pacific Islander	American Indian or Alaskan	Black Non- Hispanic	Hispanic	White Non- Hispanic	Non- Resident Alien	All Other or No Indication	Total
503	Black Hawk	0	0	0	0	0	0	0	0
508	Chicago	(2,606)	(38)	(710)	(25,289)	(7,548)	(54)	(0)	(36,245)
	Daley	49	8	13	4,631	726	18	0	5,445
	Kennedy-King	142	0	50	704	22	1	0	919
	Malcolm X	564	1	83	3,279	668	6	0	4,601
	Olive-Harvey	6	0	72	1,087	23	0	0	1,188
	Truman	1,761	15	478	12,026	3,685	22	0	17,987
	Washington	7	2	1	2	11	0	0	23
	Wilbur Wright	77	12	13	3,560	2,413	7	0	6,082
507	Danville	12	0	1	38	5	0	0	56
502	DuPage	1,047	8	63	3,094	1,241	0	106	5,559
509	Elgin	116	1	18	3,277	205	3	0	3,620
512	Harper	403	7	23	2,263	417	0	122	3,235
540	Heartland	42	0	5	21	13	1	0	82
519	Highland	10	0	5	108	26	0	0	149
514	Illinois Central	25	0	3	13	29	3	0	73
529	Illinois Eastern	(30)	(0)	(0)	(6)	(11)	(0)	(0)	(47)
	Frontier	26	0	0	1	0	0	0	27
	Lincoln Trail	0	0	0	0	1	0	0	1
	Olney Central	0	0	0	0	1	0	0	1
	Wabash	4	0	0	5	9	0	0	18
513	Illinois Valley	7	0	0	79	11	0	4	101
525	Joliet	45	1	32	1,191	115	9	0	1,393
520	Kankakee	2	0	0	108	7	0	0	117
501	Kaskaskia	0	14	2	33	4	0	0	53
523	Kishwaukee	41	0	9	632	28	1	0	711
532	Lake County	188	5	17	2,490	355	395	0	3,450
517	Lake Land	4	0	0	20	16	16	0	56
536	Lewis & Clark	2	0	0	3	1	38	0	44
526	Lincoln Land	45	2	5	221	335	11	0	619
530	Logan	2	1	0	0	1	3	0	7
528	McHenry	59	0	1	2,003	197	9	0	2,269
524	Moraine Valley	53	0	7	247	660	911	0	1,878
527	Morton	25	1	2	1,963	204	23	0	2,218
535	Oakton	525	1	6	829	1,345	0	0	2,706
505	Parkland	16	0	0	11	3	33	0	63
515	Prairie State	36	0	6	605	33	1	36	717
521	Rend Lake	8	0	0	3	2	0	0	13
537	Richland	0	0	0	0	0	0	0	0
511	Rock Valley	67	0	13	481	119	13	0	693
518	Sandburg	1	0	0	24	2	0	0	27
506	Sauk Valley	2	1	1	150	13	0	0	167
531	Shawnee	10	4	3	26	3	0	0	46
510	South Suburban	32	0	8	940	88	7	0	1,075
533	Southeastern	0	0	0	0	0	0	0	0
522	Southwestern*	0	0	0	0	0	0	0	0
534	Spoon River	22	0	2	3	1	0	0	28
504	Triton	52	0	9	2,343	1,487	13	0	3,904
516	Waubonsee	53	5	17	3,567	252	0	0	3,894
539	Wood	<u>6</u>	<u>0</u>	<u>0</u>	<u>11</u>	<u>5</u>	<u>3</u>	<u>0</u>	<u>25</u>
	TOTALS	5,594	89	968	52,092	14,782	1,547	268	75,340

\*Formerly Belleville Area College

SOURCE OF DATA: Annual Enrollment & Completion Data (A1)

## Section IV

## FINANCIAL DATA

Presented in this section are financial data on audited revenues and expenditures, chargeback computations, local tax rates, tuition and fees, and state aid grants.

Tables IV-1 through IV-3 give historical data for annual enrollments, ICCB grants to colleges, and net instructional unit costs.

Table IV-4 shows the fiscal year 2002 reimbursable credit hours for funded instructional categories and the total reimbursable credit hours for each community college district. Reimbursable credit hours are those hours which qualify for state funding.

Tables IV-5 and IV-6 list the state grants received by each community college district during fiscal year 2002 and fiscal year 2003 for each category of grants.

Table IV-7 shows the per capita costs per credit hour, the chargeback rate, and tuition and fee rates for each community college district. Colleges are limited by law to a tuition rate that does not exceed one-third of their per capita costs.

Table IV-8 lists the total 2001 operating tax extensions and the corporate personal property replacement tax paid to each community college district in 2002.

Table IV-9 itemizes each college's 2001 tax levy rates for the Education Fund; Operations and Maintenance Fund; Bond and Interest Fund; Liability, Protection, and Settlement Fund; Audit Fund; and Other Funds.

Table IV-10 details the fiscal year 2002 net instructional unit cost for funded instructional categories for each community college district.

Tables IV-11 through IV-13 show operating revenues by source and operating expenditures by object and function for the Education and Operation and Maintenance Funds as reported in the districts' fiscal year 2002 external audits.

Tables IV-14 through IV-15 present total current funds revenues by source of funds and expenditures by function for each public community college district as reported in the districts' fiscal year 2002 external audit.

Table IV-16 provides data on energy costs for each college for fiscal year 2002.



## Section V

## FACILITIES DATA

This section on facilities presents two types of data; the first part gives data on physical facilities available on community college campuses and the second briefly describes how the facilities were financed.

Table V-1 summarizes the total acreage on each college campus by nine categories of land use.

Table V-2 summarizes the total net assignable square feet (NASF) and gross square feet (GSF) available on each community college campus as of August 2002.

Table V-3 lists the square footage of all on-campus facilities under construction or approved for construction as of August 2002.

Table V-4 presents the total NASF by room use classification. Tables V-5 through V-7 show the NASF by function of space on each campus for completed facilities. The NASF is shown for state-funded facilities, locally funded facilities, and temporary facilities.

Table V-8 shows the NASF by function of space in state-funded facilities under construction. Table V-9 shows this breakdown for locally funded permanent facilities approved or under construction.

Table V-10 presents a computed figure for space (room use category) per student (fall FTE).

Table V-11 depicts the number of protection, health, and safety projects approved and the budgeted amounts for these projects.

Table V-12 lists the project and funding for all capital projects completed since January 1990.

Tables V-13 through V-17 list projects currently under construction or approved as of May 2003. Table V-13 includes regular capital projects; Table V-14 identifies projects funded with protection, health, and safety monies; and Tables V-15 through V-17 present capital renewal grants for fiscal years 2001, 2002, and 2003, respectively.