# DATA AND CHARACTERISTICS

of the

Illinois Public Community College System



Illinois Community College Board
509 South Sixth, Suite 400
Springfield, IL 62701-1874
Telephone: (217) 785-0123
July 1996

Printed by Authority of the State of Illinois

**DATA AND CHARACTERISTICS OF THE**
**ILLINOIS PUBUC COMMUNITY COLLEGE SYSTEM**

**JULY 1996**

**TABLE OF CONTENTS**

Page

Introduction ..... viii

A Summary Profile of the Illinois Public Community Colleges ..... ix

Map of the Illinois Public Community College Districts ..... x

**Section 1 – Fall Student Characteristics ..... 1**

Table I-1 – Summary of Opening Fall 1995 Student Headcount Enrollment by Sex and Type of Attendance ..... 2

Table I-2 – Summary of Opening Fall 1995 Student Headcount Enrollment by Instructional Program Area ..... 4

Table I-3 – Summary of Opening Fall 1995 Student Headcount Enrollment by Age ..... 5

Table I-4 – Summary of Opening Fall 1995 Student Headcount Enrollment by Ethnic Origin ..... 6

Table I-5 – Summary of Opening Fall 1995 Student Headcount Enrollment by Academic Classification ..... 7

Table I-6 – Summary of Opening Fall 1995 Student Headcount Enrollment by Type of Residency ..... 8

Table I-7 – Summary of Opening Fall 1995 Student Headcount Enrollment by Enrollment Status ..... 9

Table I-8 – Proportions of District Populations Served by Illinois Public Community Colleges in Instructional Credit Curricula by Headcount and FTE ..... 10

Table I-9 – Summary of Opening Fall 1995 Student Headcount Enrollment by Instructional Program Area and Student Level ..... 11

Table I-10 – Summary of Opening Fall Term Student Headcount Enrollment – Fall 1986 Through Fall 1995 ..... 15

TABLE OF CONTENTS
(continued)

Table I-11 – Summary of Opening Fall Term Student FTE Enrollment – Fall 1986 Through Fall 1995 ....16

**Section II – Faculty and Staff Data ....17**

Table II-1 – Summary of Instructional Teaching Faculty (9 and 12 mos.) Employed in Illinois Public Community Colleges by Sex and Employment Status During Fall 1995....19

Table II-2 – Summary of Administrative Staff Employed in Illinois Public Community Colleges by Sex and Employment Status During Fall 1995....20

Table II-3 – Summary of Other Nonteaching Professional Staff (9 and 12 month) Employed in Illinois Public Community Colleges by Sex and Employment Status During Fall 1995....21

Table II-4 – Summary of Civil Service or Classified Staff Employed in Illinois Public Community Colleges by Sex and Employment Status During Fall 1995....22

Table II-5 – Fiscal Year 1996 Average Contractual Base Salaries for Full-Time Teaching Faculty (9 Mos.), Administrative Staff (12 Mos.), and Nonteaching Professional Staff (12 Mos.) in Illinois Public Community Colleges....23

Table II-6 – Average On-Campus Class by Type – Fall 1995 ....24

Table II-7 – Percentage of On-Campus Classes by Class Size Categories Fall 1995 ....25

**Section III – Annual Enrollment and Completion Data....26**

Table III-1 – Summary of Annual Unduplicated Headcount Enrollment by Sex for Fiscal Year 1995....27

Table III-2 – Summary of Annual Unduplicated Headcount Enrollment by Program Classification for Fiscal Year 1995 ....28

TABLE OF CONTENTS
(continued)

Table III-3 – Annual Unduplicated Enrollment by Academic Program by College for Fiscal Year 1995 ....29

Table III-4 – Summary of Annual Unduplicated Headcount Enrollment by Age for Fiscal Year 1995 ....53

Table III-5 – Summary of Annual Unduplicated Headcount Enrollment by Ethnic Origin for Fiscal Year 1995 ....54

Table III-6 – Highest Degree Previously Earned for Fiscal Year 1995 Illinois Public Community College Students ....55

Table III-7 – Summary of Transfer and General Studies Degrees and Certificates Awarded in Fiscal Year 1995 ....56

Table III-8 – Summary of Occupational Degrees and Certificates Awarded in Fiscal Year 1995 ....57

Table III-9 – Summary of Adult Basic and Adult Secondary Certificates Awarded in Fiscal Year 1995 ....58

Table III-10 – Annual Duplicated Completers by Academic Program by College for Fiscal Year 1995 ....60

**Section IV – Financial Data ....80**

Table IV-1 – Annual PTE Students – Fiscal Year 1985 Through Fiscal Year 1995 ....81

Table IV-2 – Total ICCB Grants Paid to Community Colleges Fiscal Year 1989 through Fiscal Year 1996 ....82

Table IV-3 – Net Instructional Unit Cost in Illinois Public Community Colleges Since Fiscal Year 1989 ....83

Table IV-4 – Fiscal Year 1995 Total Reimbursable Credit Hours ....84

Table IV-5 – Summary of Fiscal Year 1995 ICCB Grants to Illinois Public Community Colleges ....85

Table IV-6 – Summary of Fiscal Year 1996 ICCB Grants to Illinois Public Community Colleges ....86

TABLE OF CONTENTS
(continued)

Table IV-7 – Per Capita Costs, Chargeback Rates, and Student Tuition and Fee Rates at Illinois Public Community College Districts .....87

Table IV-8 – 1994 Operating Tax Extensions for Real Estate Tax and 1995 Corporate Personal Property Replacement Tax Revenues .....88

Table IV-9 – 1994 Tax Levy Rates (per $100 of EAV) .....89

Table IV-10 – Fiscal Year 1995 Net Instructional Cost by Funded Instructional Categories in Illinois Public Community Colleges .....90

Table IV-11 – Fiscal Year 1995 Audited Operating Revenues by Source .....91

Table IV-12 – Fiscal Year 1995 Audited Operating Expenditures by Function .....93

Table IV-13 – Fiscal Year 1995 Audited Operating Expenditures by Object.....94

Table IV-14 – Fiscal Year 1995 Total Current Fund Revenues by Source .....95

Table IV-15 – Fiscal Year 1995 Total Current Fund Expenditures by Function .....96

Table IV-16 – Total Energy Costs – Fiscal Year 1995.....97

**Section V – Facilities Data.....98**

Table V-1 – Summary of Acres by Use for Illinois Public Community Colleges as of August 1, 1995 .....99

Table V-2 – Summary of Total Square Footage Available on Illinois Public Community College Campuses as of August 1, 1995 .....100

Table V-3 – Square Footage of On-Campus Facilities Under Construction or Approved for Construction as of August 1, 1995.....101

TABLE OF CONTENTS
(continued)

Table V-4 – Total Net Assignable Square Footage by Room Use Classification....102

Table V-5 – Net Assignable Square Footage in Completed Permanent State-Funded Facilities by Higher Education Facility Inventory Room Use Classification as of August 1. 1995....103

Table V-6 – Net Assignable Square Footage in Completed Permanent Locally Funded Facilities by Higher Education Facility Inventory Room Use Classification as of August 1. 1995....104

Table V-7 – Net Assignable Square Footage in Temporary Facilities by Higher Education Facility Inventory Room Use Classification as of August 1. 1995....105

Table V-8 – Net Assignable Square Footage in State-Funded Facilities Under Construction or Approved for Construction by Higher Education Facility Inventory Room Use Classification as of August 1, 1995....106

Table V-9 – Net Assignable Square Footage in Locally Funded Permanent Facilities Under Construction or Approved for Construction as of August 1, 1995....107

Table V-10 – Total Net Assignable Square Feet of Permanent Facilities by Room Use Classification Per 10th Day On-Campus FTE Student as of August 1. 1995 (Completed. Under Construction. Approved. or Appropriated)....108

Table V-11 – Gross Square Footage of Space Eligibility for Fiscal Year 1997 State-Supported Construction....109

Table V-12 – Total Protection. Health. and Safety Projects Approved....110

Table V-13 – Budgeted Revenue for Community College Construction Since January 1990....111

Table V-14 – Budgeted Revenue for Permanent Community College Facilities Under Construction or Planned as of July 1996....127

TABLE OF CONTENTS
(continued)

Table V-15 – Capital Projects Under Construction – Funding Authorized by Protection, Health, and Safety Legislation .....128

Table V-16 – Repair and Renovation Projects Approved for Fiscal Year 1993 .....132

Table V-17 – Capital Renewal Grants Approved for Fiscal Year 1993 .....133

Table V-18 – Capital Renewal Grants Approved for Fiscal Year 1994 .....134

## LIST OF FIGURES

Page

Figure 1 – Opening Fall 1995 Headcount Enrollment by Instructional Program Area ..... 3

Figure 2 – Fall 1995 State Headcount Distribution of Employees by Employee Group ..... 18

Figure 3 – FY 1995 Annual Duplicated Completers in Broad Program Categories ..... 59

Figure 4 – FY 1995 Audited Sources of Revenue ..... 92

# INTRODUCTION

This is the sixteenth publication of a comprehensive data book by the Illinois Community College Board (lCCB). This document contains data and characteristics of the Illinois public community college system and is designed to serve as a basic reference. No analysis of the data is intended in this document. The data are obtained from various surveys and studies conducted by ICCB staff and from the colleges' annual MIS submissions.

This year the major data tables from the data book will again be available to colleges in computer-readable form using Quattro Pro (Windows) spreadsheet format. To receive the data book in computer-readable form: (1) send a blank, formatted 3 ½ inch disk that can be read by an IBM compatible microcomputer; (2) specify whether the disk is high density or regular density; (3) enclose a self-addressed envelope with return postage; and (4) forward your request to the Production Controller, Information Technology Department, Illinois Community College Board, 509 South Sixth Street, Suite 400, Springfield, Illinois 62701-1874.

This document contains annual data for fiscal year 1995 and fall term data for 1995 (fiscal year 1996). Enrollment data and faculty and staff data are collected during the fall term each year; thus, these data are fall term 1995 (fiscal year 1996). Budgeted operating finance and facilities data are for fiscal year 1996. Audited financial data, unit cost data, annual enrollments, and graduate data are for fiscal year 1995.

This publication provides information about (I) students, (II) faculty and staff, (III) annual enrollment and completion, (IV) operating finance, and (V) capital construction. Each of these areas constitutes a section of this document. Several tables summarize data from more detailed reports that have been published separately. The objective of this document is to provide useful summaries of data for community college districts in one reference document. If you have requests for other data or suggestions for additions or deletions, please contact the ICCB office.

Special acknowledgment is extended to the personnel of the colleges for their cooperation in completing surveys and providing the ICCB with computer-readable data on a timely basis.

Table 1 on the next page is a summary profile of selected statistics for the 40 Illinois public community college districts. The map on page x shows the geographic location of each college district.

***Illinois Community College Board***

***Table 1***

***A SUMMARY PROFILE OF THE ILLINOIS PUBLIC COMMUNITY COLLEGES***

| | | | District Size | | | | 1994 Tax Rates Extended | | | | Student Enrollment | | |
|---|---|---|---|---|---|---|---|---|---|---|---|---|---|
| Dist. No. | District | District Location | # of Coll. | 1995 Population* | Square Miles | 1994 Tax Base EAV (Thousands) | Educ. & O&M Rate | Bond & Interest Rate | All Other Tax Rates | Total | Fall 1995 Headcount | Annual FY 95 FTE | FY 95 Annual Tuition & Fee Charges |
| 522 | BELLEVILLE | Belleville | 1 | 357,021 | 2,054 | 2,691,113.1 | 16.00 | 0.00 | 7.97 | 23.97 | 13,923 | 7,056 | $ 1,140 |
| 503 | BLACK HAWK | Moline | 1 | 226,870 | 2,240 | 1,708,740.7 | 18.54 | 0.00 | 17.64 | 36.18 | 6,354 | 4,969 | 1,560 |
| 508 | CHICAGO | Chicago | 7 | 2,999,380 | 230 | 30,076,594.5 | 21.43 | 0.00 | 15.71 | 37.14 | 68,233 | 47,708 | 1,235 |
| 507 | DANVILLE | Danville | 1 | 95,557 | 1,288 | 601,616.8 | 43.92 | 11.00 | 6.00 | 60.92 | 2,716 | 1,736 | 1,080 |
| 502 | DUPAGE | Glen Ellyn | 1 | 834,946 | 350 | 18,719,558.0 | 20.05 | 0.00 | 0.63 | 20.68 | 29,888 | 13,890 | 1,125 |
| 509 | ELGIN | Elgin | 1 | 235,199 | 343 | 4,679,253.9 | 30.02 | 0.00 | 12.41 | 42.43 | 8,589 | 4,585 | 1,185 |
| 512 | HARPER | Palatine | 1 | 423,200 | 193 | 11,448,468.2 | 24.13 | 2.42 | 2.01 | 28.56 | 15,106 | 7,641 | 1,125 |
| 540 | HEARTLAND | Bloomington | 1 | 165,000 | 1,863 | 1,838,700.6 | 22.50 | 1.25 | 1.15 | 24.90 | 3,072 | 1,378 | 1,020 |
| 519 | HIGHLAND | Freeport | 1 | 90,484 | 1,640 | 840,383.7 | 25.00 | 6.10 | 6.59 | 37.69 | 2,662 | 1,707 | 1,140 |
| 514 | ILLINOIS CENTRAL | East Peoria | 1 | 351,589 | 2,322 | 2,827,321.3 | 25.00 | 0.00 | 23.67 | 48.67 | 11,839 | 6,144 | 1,274 |
| 529 | ILLINOIS EASTERN | Olney | 4 | 112,665 | 3,066 | 743,421.0 | 25.00 | 12.67 | 4.41 | 42.08 | 6,540 | 4,452 | 810 |
| 513 | ILLINOIS VALLEY | Oglesby | 1 | 141,232 | 2,058 | 1,934,209.6 | 17.00 | 2.85 | 8.24 | 28.09 | 3,947 | 2,468 | 1,088 |
| 525 | JOLIET | Joliet | 1 | 364,769 | 1,434 | 6,473,804.6 | 20.00 | 0.00 | 1.30 | 21.30 | 10,248 | 5,534 | 1,170 |
| 520 | KANKAKEE | Kankakee | 1 | 121,350 | 1,586 | 1,066,557.9 | 16.63 | 0.00 | 6.02 | 22.65 | 3,924 | 2,917 | 1,140 |
| 501 | KASKASKIA | Centralia | 1 | 114,129 | 2,231 | 623,858.4 | 25.00 | 4.43 | 11.97 | 41.40 | 2,916 | 2,476 | 1,013 |
| 523 | KISHWAUKEE | Malta | 1 | 86,059 | 831 | 968,006.7 | 33.73 | 14.57 | 8.04 | 56.34 | 3,268 | 1,856 | 1,133 |
| 532 | LAKE COUNTY | Grayslake | 1 | 499,831 | 442 | 11,267,037.9 | 19.00 | 1.50 | 0.20 | 20.70 | 13,510 | 5,807 | 1,320 |
| 517 | LAKE LAND | Mattoon | 1 | 180,419 | 3,961 | 1,258,304.0 | 18.00 | 0.00 | 14.17 | 32.17 | 4,734 | 3,141 | 1,320 |
| 536 | LEWIS & CLARK | Godfrey | 1 | 208,333 | 2,044 | 1,587,710.3 | 25.00 | 3.95 | 2.61 | 31.56 | 5,303 | 2,719 | 1,035 |
| 526 | LINCOLN LAND | Springfield | 1 | 315,014 | 4,115 | 2,921,264.1 | 30.98 | 2.89 | 1.50 | 35.37 | 8,609 | 4,565 | 1,103 |
| 530 | LOGAN | Carterville | 1 | 142,505 | 1,192 | 727,304.4 | 25.00 | 16.82 | 5.36 | 47.18 | 5,432 | 3,580 | 855 |
| 528 | MC HENRY | Crystal Lake | 1 | 166,988 | 600 | 3,068,927.0 | 25.00 | 6.00 | 2.38 | 33.38 | 4,933 | 2,531 | 1,124 |
| 524 | MORAINE VALLEY | Palos Hills | 1 | 338,394 | 133 | 5,292,032.0 | 21.64 | 2.53 | 3.85 | 28.02 | 12,813 | 7,140 | 1,230 |
| 527 | MORTON | Cicero | 1 | 121,126 | 17 | 1,093,936.0 | 40.00 | 5.11 | 9.84 | 54.95 | 3,760 | 1,807 | 1,320 |
| 535 | OAKTON | Des Plaines | 1 | 357,806 | 107 | 10,204,306.2 | 21.08 | 2.99 | 1.03 | 25.10 | 12,074 | 6,031 | 998 |
| 505 | PARKLAND | Champaign | 1 | 240,785 | 2,908 | 2,224,451.4 | 36.00 | 0.00 | 13.42 | 49.42 | 8,403 | 4,955 | 1,230 |
| 515 | PRAIRIE STATE | Chicago Hgts. | 1 | 195,383 | 220 | 1,935,060.2 | 22.69 | 7.56 | 8.85 | 39.10 | 5,191 | 2,718 | 1,590 |
| 521 | REND LAKE | Ina | 1 | 87,300 | 1,850 | 425,729.6 | 23.97 | 17.60 | 13.79 | 55.36 | 3,438 | 2,335 | 900 |
| 537 | RICHLAND | Decatur | 1 | 145,156 | 1,114 | 1,700,581.8 | 19.00 | 6.02 | 2.74 | 27.76 | 3,384 | 1,869 | 1,185 |
| 511 | ROCK VALLEY | Rockford | 1 | 298,689 | 1,033 | 3,940,837.2 | 27.00 | 2.50 | 4.54 | 34.04 | 8,228 | 4,170 | 1,125 |
| 518 | SANDBURG | Galesburg | 1 | 118,468 | 2,834 | 871,945.6 | 22.00 | 6.75 | 13.75 | 42.50 | 2,765 | 1,729 | 1,470 |
| 506 | SAUK VALLEY | Dixon | 1 | 104,745 | 1,625 | 831,776.6 | 27.50 | 3.38 | 10.18 | 41.06 | 2,724 | 1,503 | 1,200 |
| 531 | SHAWNEE | Ullin | 1 | 61,211 | 1,466 | 268,952.1 | 23.38 | 0.00 | 8.63 | 32.01 | 2,119 | 1,353 | 878 |
| 510 | SOUTH SUBURBAN | S. Holland | 1 | 280,942 | 79 | 2,233,308.4 | 15.88 | 10.93 | 19.79 | 46.60 | 7,648 | 4,574 | 1,440 |
| 533 | SOUTHEASTERN | Harrisburg | 1 | 56,783 | 1,656 | 266,632.9 | 38.00 | 0.00 | 6.35 | 44.35 | 2,643 | 2,277 | 810 |
| 534 | SPOON RIVER | Canton | 1 | 74,096 | 1,566 | 430,087.1 | 25.00 | 3.05 | 5.48 | 33.53 | 1,950 | 1,187 | 1,320 |
| 601 | STATE COMM. COLL. | E. St. Louis | 1 | 78,331 | 36 | 81,859.0 | 22.50 | 0.00 | 0.00 | 22.50 | 886 | 802 | 1,020 |
| 504 | TRITON | River Grove | 1 | 325,994 | 55 | 4,884,743.1 | 32.50 | 0.00 | 4.66 | 37.16 | 15,362 | 7,646 | 1,335 |
| 516 | WAUBONSEE | Sugar Grove | 1 | 210,472 | 624 | 2,934,203.5 | 28.70 | 1.54 | 16.11 | 46.35 | 6,552 | 3,376 | 1,215 |
| 539 | WOOD | Quincy | 1 | 94,931 | 2,363 | 634,140.6 | 22.50 | 3.43 | 7.70 | 33.63 | 2,030 | 1,173 | 1,470 |
| | | | 49 | 11,423,152 | 55,769 | $ 148,326,740.0 | 22.85 | 1.81 | 7.06 | 31.72 | 337,716 | 195,505 | $ 1,168 |

# Illinois Community College Districts

Non-Metropolitan Counties (n=74)

Metropolitan Counties (n=28)

District Boundaries

County Boundaries

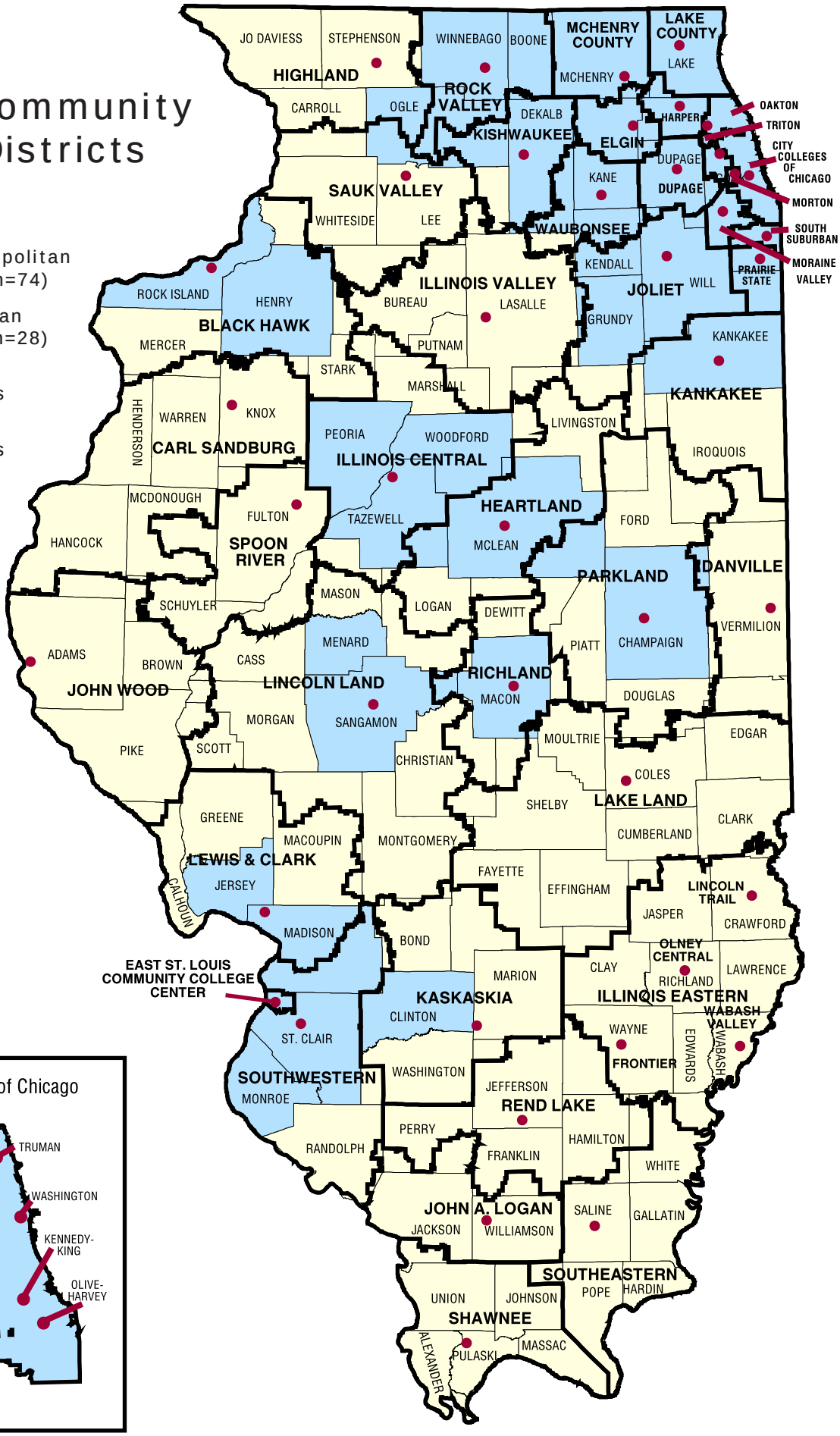


City Colleges of Chicago

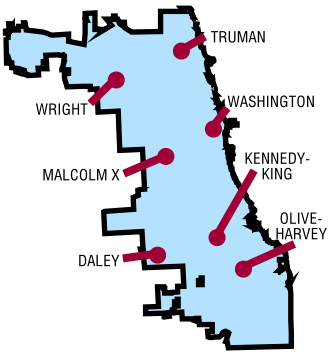

# Section I

## FALL STUDENT CHARACTERISTICS

This section includes data on headcount and full-time equivalent (FTE) student enrollments in Illinois public community colleges.

The public community colleges of Illinois enroll approximately 70 percent of all students enrolled in public colleges and universities in the state of Illinois. The diverse population of the communities that the colleges serve is reflected in the student characteristics shown in this section.

The tables show student enrollments based on opening counts (10th-day enrollments) for the fall term. Opening enrollment counts are a snapshot count at the end of the regular registration for the fall term and do not include many students who enroll for courses which start later in a term—particularly in adult education.

Table I-1 lists the fall 1995 student headcount enrollment by sex and type of attendance. Fifty-eight percent of the 337,716 students enrolled in Illinois public community colleges were women. Part-time students accounted for approximately 69 percent of the enrollments.

Table I-2 itemizes the fall 1995 student headcount enrollment by instructional program area. As depicted in Figure 1, 42.3 percent of the students were enrolled in baccalaureate/transfer programs, 37.1 percent in occupational and vocational skills programs, 2.8 percent in general studies programs, 4.8 percent in general associate programs, and 13.1 percent in adult basic education/adult secondary education/English as a Second Language programs.

The data in Table I-3 show fall 1995 headcount enrollment by age categories and provide the median age of students for each public community college. The median age for fall 1995 students was 25.83 years. This is down .1 years from the fall 1994 median age of 25.93. The fall 1995 mean age was 29.99 years.

Tables I-4 through I-7 summarize fall 1995 student headcount enrollment by ethnic origin, academic classification, type of residency, and enrollment status. Table I-5 shows that approximately 21 percent of fall 1995 students were classified as sophomores. Fifty-four percent of the fall 1995 enrollments were classified as freshmen.

Table I-8 lists by headcount and FTE the proportions of district populations served by Illinois public community colleges in instructional credit curricula. Table I-9 summarizes fall 1995 headcount enrollment by instructional program area and student level.

Table I-10 details the trends in community college headcount enrollments from fall 1986 through fall 1995. Table I-11 lists the trends of FTE enrollments for the same ten-year period.

Illinois Community College Board
Table I-1
SUMMARY OF OPENING FALL 1995 STUDENT HEADCOUNT ENROLLMENT BY
SEX AND TYPE OF ATTENDANCE

| Dist. No. | District/College | Male | Female | Full-time | Part-time | Total |
|---|---|---|---|---|---|---|
| 522 | Belleville | 5,910 | 8,013 | 3,923 | 10,000 | 13,923 |
| 503 | Black Hawk | 2,362 | 3,992 | 2,910 | 3,444 | 6,354 |
| 508 | Chicago | (27,639) | (40,594) | (20,173) | (48,060) | (68,233) |
| | Daley | 3,650 | 5,185 | 1,752 | 7,083 | 8,835 |
| | Kennedy-King | 2,160 | 4,911 | 2,878 | 4,193 | 7,071 |
| | Malcolm X | 4,447 | 5,190 | 4,042 | 5,595 | 9,637 |
| | Olive-Harvey | 2,086 | 4,024 | 2,902 | 3,208 | 6,110 |
| | Truman | 6,588 | 8,295 | 3,589 | 11,294 | 14,883 |
| | Washington | 4,044 | 5,697 | 2,163 | 7,578 | 9,741 |
| | Wilbur Wright | 4,664 | 7,292 | 2,847 | 9,109 | 11,956 |
| 507 | Danville | 936 | 1,780 | 1,331 | 1,385 | 2,716 |
| 502 | DuPage | 12,860 | 17,028 | 8,442 | 21,446 | 29,888 |
| 509 | Elgin | 3,739 | 4,850 | 2,180 | 6,409 | 8,589 |
| 512 | Harper | 6,362 | 8,744 | 4,478 | 10,628 | 15,106 |
| 540 | Heartland | 1,175 | 1,897 | 1,000 | 2,072 | 3,072 |
| 519 | Highland | 855 | 1,807 | 935 | 1,727 | 2,662 |
| 514 | Illinois Central | 5,052 | 6,787 | 3,869 | 7,970 | 11,839 |
| 529 | Illinois Eastern | (2,848) | (3,692) | (2,157) | (4,383) | (6,540) |
| | Frontier | 521 | 1,383 | 173 | 1,731 | 1,904 |
| | Lincoln Trail | 491 | 636 | 514 | 613 | 1,127 |
| | Olney Central | 555 | 931 | 811 | 675 | 1,486 |
| | Wabash Valley | 1,281 | 742 | 659 | 1,364 | 2,023 |
| 513 | Illinois Valley | 1,719 | 2,228 | 1,546 | 2,401 | 3,947 |
| 525 | Joliet | 4,295 | 5,953 | 3,399 | 6,849 | 10,248 |
| 520 | Kankakee | 1,467 | 2,457 | 1,079 | 2,845 | 3,924 |
| 501 | Kaskaskia | 1,058 | 1,858 | 1,393 | 1,523 | 2,916 |
| 523 | Kishwaukee | 1,470 | 1,798 | 1,323 | 1,945 | 3,268 |
| 532 | Lake County | 5,809 | 7,701 | 2,844 | 10,666 | 13,510 |
| 517 | Lake Land | 2,167 | 2,567 | 2,148 | 2,586 | 4,734 |
| 536 | Lewis & Clark | 1,870 | 3,433 | 1,744 | 3,559 | 5,303 |
| 526 | Lincoln Land | 3,626 | 4,983 | 2,335 | 6,274 | 8,609 |
| 530 | Logan | 2,279 | 3,153 | 2,831 | 2,601 | 5,432 |
| 528 | McHenry | 2,024 | 2,909 | 1,298 | 3,635 | 4,933 |
| 524 | Moraine Valley | 5,417 | 7,396 | 4,684 | 8,129 | 12,813 |
| 527 | Morton | 1,576 | 2,184 | 750 | 3,010 | 3,760 |
| 535 | Oakton | 5,148 | 6,926 | 2,908 | 9,166 | 12,074 |
| 505 | Parkland | 3,538 | 4,865 | 3,633 | 4,770 | 8,403 |
| 515 | Prairie State | 2,178 | 3,013 | 1,293 | 3,898 | 5,191 |
| 521 | Rend Lake | 1,620 | 1,818 | 1,579 | 1,859 | 3,438 |
| 537 | Richland | 1,261 | 2,123 | 907 | 2,477 | 3,384 |
| 511 | Rock Valley | 3,455 | 4,773 | 2,331 | 5,897 | 8,228 |
| 518 | Sandburg | 1,139 | 1,626 | 1,079 | 1,686 | 2,765 |
| 506 | Sauk Valley | 1,113 | 1,611 | 1,033 | 1,691 | 2,724 |
| 531 | Shawnee | 701 | 1,418 | 1,006 | 1,113 | 2,119 |
| 510 | South Suburban | 2,432 | 5,216 | 2,093 | 5,555 | 7,648 |
| 533 | Southeastern | 1,381 | 1,262 | 1,232 | 1,411 | 2,643 |
| 534 | Spoon River | 773 | 1,177 | 897 | 1,053 | 1,950 |
| 601 | State Community | 289 | 597 | 362 | 524 | 886 |
| 504 | Triton | 7,310 | 8,052 | 3,899 | 11,463 | 15,362 |
| 516 | Waubonsee | 2,759 | 3,793 | 1,511 | 5,041 | 6,552 |
| 539 | Wood | 772 | 1,258 | 776 | 1,254 | 2,030 |
| | TOTALS | 140,384 | 197,332 | 105,311 | 232,405 | 337,716 |

SOURCE OF DATA: Fall Enrollment (E1 Records) - reflects enrollments as of the fall term census date (end of registration). Will not reflect enrollments in courses that have a starting date later than the census date - particularly those in adult education.

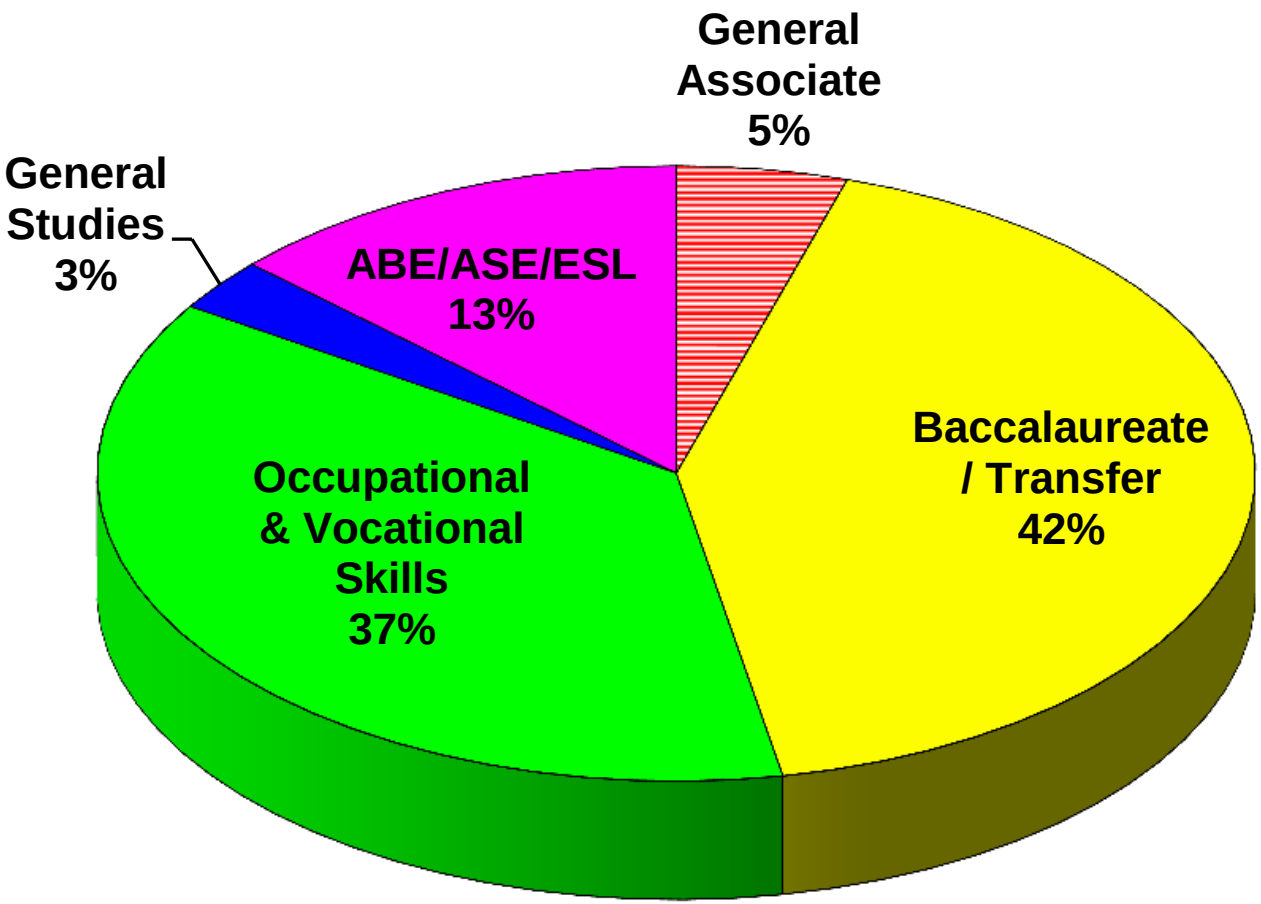


**Figure 1. Opening Fall 1995 Headcount Enrollment by Instructional Program Area**

Illinois Community College Board
Table I-2
SUMMARY OF OPENING FALL 1995 STUDENT HEADCOUNT ENROLLMENT
BY INSTRUCTIONAL PROGRAM AREA

| Dist. No. | District/College | General Associates | Bacc/ Transfer | Occupa- tional | General Studies | Voc Skills | Adult Basic Education | Adult Sec. Education | English Second Language |
|---|---|---|---|---|---|---|---|---|---|
| 522 | Belleville | 0 | 6,669 | 6,165 | 0 | 68 | 1,018 | 3 | 0 |
| 503 | Black Hawk | 19 | 3,292 | 2,508 | 9 | 235 | 203 | 88 | 0 |
| 508 | Chicago | (9,474) | (16,464) | (8,547) | (750) | (5,108) | (8,316) | (2,361) | (17,213) |
| | Daley | 84 | 3,320 | 1,346 | 32 | 325 | 500 | 151 | 3,077 |
| | Kennedy-King | 73 | 1,253 | 2,131 | 315 | 406 | 1,634 | 521 | 738 |
| | Malcolm X | 86 | 2,448 | 789 | 25 | 211 | 3,287 | 567 | 2,224 |
| | Olive-Harvey | 860 | 1,531 | 708 | 51 | 842 | 1,078 | 449 | 591 |
| | Truman | 2,766 | 1,486 | 1,060 | 149 | 424 | 888 | 168 | 7,942 |
| | Washington | 1,001 | 5,333 | 2,117 | 102 | 1,015 | 90 | 76 | 7 |
| | Wilbur Wright | 4,604 | 1,093 | 396 | 76 | 1,885 | 839 | 429 | 2,634 |
| 507 | Danville | 0 | 1,423 | 1,030 | 0 | 85 | 81 | 97 | 0 |
| 502 | DuPage | 212 | 9,723 | 7,227 | 5,759 | 4,434 | 2,045 | 488 | 0 |
| 509 | Elgin | 145 | 3,461 | 3,146 | 0 | 870 | 860 | 107 | 0 |
| 512 | Harper | 0 | 8,684 | 4,957 | 0 | 264 | 1,201 | 0 | 0 |
| 540 | Heartland | 0 | 2,491 | 499 | 0 | 81 | 0 | 1 | 0 |
| 519 | Highland | 34 | 1,140 | 798 | 237 | 430 | 16 | 7 | 0 |
| 514 | Illinois Central | 1,202 | 4,706 | 5,441 | 256 | 37 | 187 | 10 | 0 |
| 529 | Illinois Eastern | (246) | (2,916) | (2,416) | (8) | (732) | (175) | (47) | (0) |
| | Frontier | 48 | 890 | 246 | 3 | 651 | 61 | 5 | 0 |
| | Lincoln Trail | 67 | 649 | 316 | 1 | 18 | 62 | 14 | 0 |
| | Olney Central | 33 | 759 | 644 | 2 | 6 | 33 | 9 | 0 |
| | Wabash Valley | 98 | 618 | 1,210 | 2 | 57 | 19 | 19 | 0 |
| 513 | Illinois Valley | 427 | 1,624 | 1,670 | 124 | 0 | 55 | 47 | 0 |
| 525 | Joliet | 93 | 5,904 | 3,459 | 167 | 121 | 350 | 154 | 0 |
| 520 | Kankakee | 209 | 1,209 | 2,307 | 62 | 110 | 4 | 23 | 0 |
| 501 | Kaskaskia | 277 | 925 | 1,304 | 240 | 48 | 12 | 110 | 0 |
| 523 | Kishwaukee | 0 | 2,086 | 877 | 25 | 4 | 200 | 76 | 0 |
| 532 | Lake County | 0 | 6,139 | 6,264 | 264 | 248 | 539 | 56 | 0 |
| 517 | Lake Land | 34 | 2,186 | 1,757 | 0 | 544 | 144 | 69 | 0 |
| 536 | Lewis & Clark | 355 | 2,302 | 2,097 | 127 | 179 | 125 | 118 | 0 |
| 526 | Lincoln Land | 0 | 6,468 | 1,733 | 230 | 178 | 0 | 0 | 0 |
| 530 | Logan | 0 | 3,010 | 1,909 | 0 | 310 | 80 | 123 | 0 |
| 528 | McHenry | 47 | 2,933 | 1,691 | 0 | 8 | 66 | 0 | 188 |
| 524 | Moraine Valley | 0 | 6,309 | 5,107 | 0 | 323 | 133 | 534 | 407 |
| 527 | Morton | 11 | 1,731 | 707 | 89 | 103 | 240 | 72 | 807 |
| 535 | Oakton | 0 | 7,460 | 3,513 | 8 | 884 | 136 | 73 | 0 |
| 505 | Parkland | 1,011 | 4,100 | 3,133 | 0 | 88 | 35 | 36 | 0 |
| 515 | Prairie State | 35 | 2,486 | 2,314 | 0 | 40 | 186 | 130 | 0 |
| 521 | Rend Lake | 0 | 2,489 | 699 | 0 | 214 | 3 | 33 | 0 |
| 537 | Richland | 4 | 2,025 | 1,305 | 27 | 0 | 16 | 7 | 0 |
| 511 | Rock Valley | 2 | 4,084 | 2,800 | 199 | 1,134 | 8 | 1 | 0 |
| 518 | Sandburg | 8 | 1,158 | 1,090 | 1 | 344 | 39 | 125 | 0 |
| 506 | Sauk Valley | 10 | 1,414 | 967 | 0 | 275 | 12 | 46 | 0 |
| 531 | Shawnee | 134 | 881 | 722 | 130 | 133 | 20 | 99 | 0 |
| 510 | South Suburban | 0 | 2,687 | 3,577 | 24 | 1,184 | 93 | 83 | 0 |
| 533 | Southeastern | 32 | 962 | 1,017 | 270 | 301 | 28 | 33 | 0 |
| 534 | Spoon River | 255 | 1,021 | 471 | 0 | 63 | 104 | 36 | 0 |
| 601 | State Community | 0 | 380 | 280 | 16 | 0 | 123 | 87 | 0 |
| 504 | Triton | 1,557 | 4,343 | 5,679 | 1 | 1,573 | 1,501 | 708 | 0 |
| 516 | Waubonsee | 287 | 2,323 | 2,486 | 325 | 79 | 911 | 141 | 0 |
| 539 | Wood | 3 | 1,187 | 658 | 0 | 30 | 88 | 56 | 8 |
| | TOTALS | 16,123 | 142,795 | 104,327 | 9,348 | 20,862 | 19,353 | 6,285 | 18,623 |

SOURCE OF DATA: Fall Enrollment (E1 Records) - reflects enrollments as of the fall term census date (end of registration). Will not reflect enrollments in course that have a starting date later than the census date - particularly those in adult education.

Illinois Community College Board
Table I-3
SUMMARY OF OPENING FALL 1995 STUDENT HEADCOUNT ENROLLMENT
BY AGE

| Dist. No. | District/College | Mean Age | Median Age | 16 & Under | 17-20 | 21-24 | 25-30 | 31-39 | 40-55 | Over 55 | Unknown |
|---|---|---|---|---|---|---|---|---|---|---|---|
| 522 | Belleville | 30.49 | 27.33 | 69 | 3,746 | 2,216 | 2,117 | 2,846 | 2,514 | 407 | 8 |
| 503 | Black Hawk | 27.78 | 23.86 | 10 | 2,330 | 1,112 | 954 | 1,084 | 747 | 108 | 9 |
| 508 | Chicago | (30.51) | (26.85) | (286) | (14,341) | (14,078) | (13,504) | (12,779) | (9,679) | (3,536) | (30) |
| | Daley | 28.30 | 25.02 | 30 | 2,327 | 2,051 | 1,729 | 1,544 | 993 | 155 | 6 |
| | Kennedy-King | 31.66 | 28.28 | 36 | 1,310 | 1,411 | 1,353 | 1,482 | 1,114 | 362 | 3 |
| | Malcolm X | 29.78 | 26.91 | 35 | 2,031 | 2,000 | 2,038 | 2,014 | 1,251 | 268 | 0 |
| | Olive-Harvey | 28.73 | 24.54 | 55 | 1,775 | 1,327 | 971 | 1,037 | 758 | 181 | 6 |
| | Truman | 35.15 | 30.21 | 94 | 2,030 | 2,624 | 3,002 | 2,811 | 2,332 | 1,988 | 2 |
| | Washington | 31.39 | 28.33 | 7 | 1,427 | 1,960 | 2,353 | 2,047 | 1,622 | 316 | 9 |
| | Wilbur Wright | 28.56 | 24.62 | 29 | 3,441 | 2,705 | 2,058 | 1,844 | 1,609 | 266 | 4 |
| 507 | Danville | 28.70 | 24.33 | 7 | 995 | 392 | 343 | 481 | 407 | 50 | 41 |
| 502 | DuPage | 31.70 | 26.33 | 43 | 8,652 | 4,994 | 4,185 | 4,814 | 4,952 | 2,101 | 147 |
| 509 | Elgin | 28.56 | 24.62 | 80 | 2,808 | 1,349 | 1,322 | 1,540 | 1,228 | 226 | 36 |
| 512 | Harper | 28.99 | 25.24 | 18 | 4,669 | 2,727 | 2,539 | 2,673 | 2,173 | 299 | 8 |
| 540 | Heartland | 27.81 | 23.77 | 3 | 950 | 783 | 463 | 459 | 365 | 49 | 0 |
| 519 | Highland | 31.42 | 27.71 | 8 | 829 | 312 | 342 | 526 | 478 | 138 | 29 |
| 514 | Illinois Central | 29.35 | 25.31 | 27 | 3,834 | 1,925 | 1,744 | 2,050 | 1,931 | 280 | 48 |
| 529 | Illinois Eastern | (33.81) | (30.62) | (223) | (1,762) | (597) | (653) | (1,087) | (1,462) | (699) | (57) |
| | Frontier | 39.02 | 35.89 | 184 | 229 | 157 | 206 | 337 | 400 | 382 | 9 |
| | Lincoln Trail | 31.45 | 25.99 | 14 | 374 | 143 | 134 | 190 | 167 | 98 | 7 |
| | Olney Central | 28.90 | 23.77 | 9 | 607 | 187 | 177 | 224 | 230 | 52 | 0 |
| | Wabash Valley | 35.87 | 36.82 | 16 | 552 | 110 | 136 | 336 | 665 | 167 | 41 |
| 513 | Illinois Valley | 28.86 | 23.64 | 43 | 1,547 | 485 | 458 | 615 | 637 | 110 | 52 |
| 525 | Joliet | 28.97 | 24.76 | 57 | 3,699 | 1,434 | 1,296 | 1,924 | 1,619 | 216 | 3 |
| 520 | Kankakee | 29.63 | 25.90 | 21 | 1,230 | 603 | 599 | 726 | 614 | 113 | 18 |
| 501 | Kaskaskia | 28.07 | 23.76 | 6 | 1,101 | 425 | 377 | 495 | 405 | 47 | 60 |
| 523 | Kishwaukee | 27.03 | 22.87 | 14 | 1,156 | 792 | 442 | 491 | 311 | 61 | 1 |
| 532 | Lake County | 30.11 | 27.08 | 31 | 3,600 | 2,207 | 2,260 | 2,866 | 2,214 | 331 | 1 |
| 517 | Lake Land | 28.14 | 23.55 | 10 | 1,805 | 798 | 605 | 790 | 602 | 124 | 0 |
| 536 | Lewis & Clark | 28.54 | 24.27 | 81 | 1,875 | 729 | 721 | 877 | 721 | 152 | 147 |
| 526 | Lincoln Land | 30.39 | 26.96 | 12 | 2,248 | 1,262 | 1,291 | 1,563 | 1,333 | 271 | 629 |
| 530 | Logan | 27.97 | 23.15 | 14 | 1,915 | 1,233 | 762 | 711 | 597 | 188 | 12 |
| 528 | McHenry | 28.99 | 25.09 | 33 | 1,733 | 686 | 650 | 945 | 783 | 96 | 7 |
| 524 | Moraine Valley | 27.64 | 22.70 | 23 | 5,163 | 2,318 | 1,700 | 1,857 | 1,457 | 277 | 18 |
| 527 | Morton | 29.03 | 25.37 | 11 | 1,052 | 750 | 688 | 686 | 450 | 111 | 12 |
| 535 | Oakton | 31.41 | 26.41 | 3 | 3,224 | 2,229 | 1,877 | 1,925 | 2,060 | 756 | 0 |
| 505 | Parkland | 28.14 | 23.90 | 22 | 2,860 | 1,654 | 1,303 | 1,369 | 1,004 | 189 | 2 |
| 515 | Prairie State | 30.32 | 26.13 | 25 | 1,514 | 838 | 738 | 992 | 851 | 193 | 40 |
| 521 | Rend Lake | 30.32 | 26.13 | 10 | 1,029 | 379 | 449 | 531 | 677 | 251 | 112 |
| 537 | Richland | 29.71 | 26.55 | 16 | 1,026 | 459 | 509 | 670 | 571 | 68 | 65 |
| 511 | Rock Valley | 30.32 | 27.33 | 12 | 2,276 | 1,243 | 1,363 | 1,634 | 1,519 | 180 | 1 |
| 518 | Sandburg | 29.62 | 25.42 | 16 | 909 | 423 | 393 | 496 | 410 | 106 | 12 |
| 506 | Sauk Valley | 29.10 | 24.69 | 6 | 979 | 393 | 357 | 477 | 443 | 66 | 3 |
| 531 | Shawnee | 29.27 | 24.71 | 18 | 753 | 309 | 267 | 359 | 343 | 69 | 1 |
| 510 | South Suburban | 31.07 | 27.96 | 46 | 1,947 | 1,181 | 1,066 | 1,551 | 1,377 | 276 | 204 |
| 533 | Southeastern | 29.53 | 25.52 | 62 | 843 | 348 | 363 | 447 | 461 | 70 | 49 |
| 534 | Spoon River | 27.71 | 22.72 | 7 | 766 | 381 | 245 | 281 | 211 | 59 | 0 |
| 601 | State Community | 29.92 | 26.36 | 2 | 215 | 184 | 154 | 173 | 131 | 26 | 1 |
| 504 | Triton | 29.51 | 26.04 | 45 | 3,691 | 2,887 | 2,602 | 2,686 | 2,075 | 378 | 998 |
| 516 | Waubonsee | 29.25 | 25.27 | 38 | 2,056 | 1,127 | 962 | 1,173 | 1,032 | 163 | 1 |
| 539 | Wood | 28.53 | 24.10 | 12 | 731 | 327 | 278 | 340 | 295 | 44 | 3 |
| | TOTALS/AVERAGE | 29.99 | 25.83 | 1,470 | 97,859 | 58,569 | 52,941 | 59,989 | 51,139 | 12,884 | 2,865 |

SOURCE OF DATA: Fall Enrollment (E1 Records) - reflects enrollments as of the fall term census date (end of registration). Will not reflect enrollments in courses that have a starting date later than the census date - particularly those in adult education.

Illinois Community College Board
Table I-4
SUMMARY OF OPENING FALL 1995 STUDENT HEADCOUNT ENROLLMENT
BY ETHNIC ORIGIN

| Dist. No. | District/College | Asian or Pacific Islander | American Indian or Alaskan | Black Non-Hispanic | Hispanic | White Non-Hispanic | Non-Resident Alien | All Other or No Indication |
|---|---|---|---|---|---|---|---|---|
| 522 | Belleville | 248 | 105 | 1,244 | 245 | 12,022 | 59 | 0 |
| 503 | Black Hawk | 90 | 28 | 370 | 454 | 5,412 | 0 | 0 |
| 508 | Chicago | (5,609) | (414) | (25,852) | (19,255) | (16,318) | (0) | (785) |
| | Daley | 192 | 32 | 1,687 | 4,516 | 2,309 | 0 | 99 |
| | Kennedy-King | 263 | 48 | 5,956 | 533 | 240 | 0 | 31 |
| | Malcolm X | 465 | 84 | 5,701 | 2,581 | 653 | 0 | 153 |
| | Olive-Harvey | 35 | 41 | 4,949 | 928 | 134 | 0 | 23 |
| | Truman | 2,431 | 80 | 2,058 | 5,510 | 4,669 | 0 | 135 |
| | Washington | 1,107 | 71 | 4,495 | 1,446 | 2,382 | 0 | 240 |
| | Wilbur Wright | 1,116 | 58 | 1,006 | 3,741 | 5,931 | 0 | 104 |
| 507 | Danville | 17 | 1 | 244 | 36 | 2,418 | 0 | 0 |
| 502 | DuPage | 2,603 | 42 | 851 | 2,080 | 23,682 | 8 | 622 |
| 509 | Elgin | 343 | 16 | 313 | 1,495 | 6,422 | 0 | 0 |
| 512 | Harper | 1,091 | 29 | 399 | 1,213 | 11,968 | 406 | 0 |
| 540 | Heartland | 64 | 18 | 240 | 58 | 2,691 | 1 | 0 |
| 519 | Highland | 23 | 8 | 164 | 14 | 2,452 | 1 | 0 |
| 514 | Illinois Central | 169 | 29 | 835 | 146 | 10,379 | 6 | 275 |
| 529 | Illinois Eastern | (47) | (4) | (96) | (20) | (6,358) | (15) | (0) |
| | Frontier | 5 | 2 | 0 | 0 | 1,897 | 0 | 0 |
| | Lincoln Trail | 7 | 1 | 72 | 10 | 1,036 | 1 | 0 |
| | Olney Central | 6 | 1 | 12 | 4 | 1,450 | 13 | 0 |
| | Wabash Valley | 29 | 0 | 12 | 6 | 1,975 | 1 | 0 |
| 513 | Illinois Valley | 41 | 5 | 90 | 127 | 3,683 | 1 | 0 |
| 525 | Joliet | 150 | 24 | 771 | 588 | 8,706 | 9 | 0 |
| 520 | Kankakee | 34 | 5 | 413 | 45 | 3,424 | 3 | 0 |
| 501 | Kaskaskia | 23 | 10 | 102 | 17 | 2,762 | 2 | 0 |
| 523 | Kishwaukee | 113 | 10 | 297 | 292 | 2,548 | 8 | 0 |
| 532 | Lake County | 537 | 68 | 1,003 | 1,622 | 9,841 | 439 | 0 |
| 517 | Lake Land | 18 | 16 | 259 | 50 | 4,383 | 8 | 0 |
| 536 | Lewis & Clark | 25 | 17 | 308 | 28 | 4,917 | 8 | 0 |
| 526 | Lincoln Land | 79 | 17 | 605 | 65 | 7,824 | 19 | 0 |
| 530 | Logan | 73 | 19 | 407 | 65 | 4,865 | 3 | 0 |
| 528 | McHenry | 36 | 6 | 14 | 285 | 4,578 | 14 | 0 |
| 524 | Moraine Valley | 182 | 90 | 407 | 589 | 11,205 | 340 | 0 |
| 527 | Morton | 87 | 2 | 30 | 1,674 | 1,906 | 61 | 0 |
| 535 | Oakton | 1,646 | 30 | 554 | 455 | 9,389 | 0 | 0 |
| 505 | Parkland | 276 | 32 | 934 | 182 | 6,698 | 281 | 0 |
| 515 | Prairie State | 50 | 11 | 1,271 | 302 | 2,946 | 6 | 605 |
| 521 | Rend Lake | 16 | 7 | 108 | 22 | 3,283 | 2 | 0 |
| 537 | Richland | 23 | 6 | 310 | 13 | 3,031 | 1 | 0 |
| 511 | Rock Valley | 146 | 25 | 537 | 253 | 7,251 | 16 | 0 |
| 518 | Sandburg | 12 | 11 | 180 | 82 | 2,473 | 7 | 0 |
| 506 | Sauk Valley | 38 | 11 | 33 | 165 | 2,476 | 1 | 0 |
| 531 | Shawnee | 24 | 7 | 294 | 15 | 1,779 | 0 | 0 |
| 510 | South Suburban | 73 | 30 | 2,693 | 382 | 4,444 | 26 | 0 |
| 533 | Southeastern | 9 | 12 | 346 | 70 | 2,200 | 6 | 0 |
| 534 | Spoon River | 18 | 1 | 78 | 15 | 1,832 | 6 | 0 |
| 601 | State Community | 3 | 2 | 856 | 4 | 21 | 0 | 0 |
| 504 | Triton | 723 | 37 | 2,820 | 2,476 | 9,233 | 73 | 0 |
| 516 | Waubonsee | 103 | 50 | 313 | 1,398 | 4,687 | 1 | 0 |
| 539 | Wood | 12 | 4 | 62 | 7 | 1,936 | 9 | 0 |
| | TOTALS | 14,874 | 1,259 | 46,703 | 36,304 | 234,443 | 1,846 | 2,287 |

SOURCE OF DATA: Fall Enrollment (E1 Records) - reflects enrollments as of the fall term census date (end of registration). Will not reflect enrollments in courses that have a starting date later than the census date - particularly those in adult education.

Illinois Community College Board
Table I-7
SUMMARY OF OPENING FALL 1995 STUDENT HEADCOUNT ENROLLMENT
BY ENROLLMENT STATUS

| Dist. No. | District/College | First-Time Students | Transfer Students | Continuing Students | Readmitted Students |
|---|---|---|---|---|---|
| 522 | Belleville | 3,519 | 0 | 10,371 | 33 |
| 503 | Black Hawk | 1,276 | 67 | 3,676 | 1,335 |
| 508 | Chicago | (23,190) | (1,891) | (31,489) | (11,663) |
| | Daley | 2,775 | 194 | 4,608 | 1,258 |
| | Kennedy-King | 2,196 | 104 | 3,200 | 1,571 |
| | Malcolm X | 4,728 | 16 | 3,399 | 1,494 |
| | Olive-Harvey | 2,074 | 130 | 2,501 | 1,405 |
| | Truman | 5,411 | 251 | 7,369 | 1,852 |
| | Washington | 2,395 | 917 | 4,199 | 2,230 |
| | Wilbur Wright | 3,611 | 279 | 6,213 | 1,853 |
| 507 | Danville | 734 | 51 | 1,634 | 297 |
| 502 | DuPage | 6,405 | 2,088 | 14,878 | 6,517 |
| 509 | Elgin | 2,203 | 589 | 4,198 | 1,599 |
| 512 | Harper | 4,031 | 885 | 7,659 | 2,531 |
| 540 | Heartland | 765 | 806 | 1,482 | 19 |
| 519 | Highland | 634 | 23 | 1,794 | 211 |
| 514 | Illinois Central | 2,466 | 693 | 7,977 | 703 |
| 529 | Illinois Eastern | (1,839) | (2) | (3,409) | (1,290) |
| | Frontier | 352 | 1 | 529 | 1,022 |
| | Lincoln Trail | 401 | 0 | 647 | 79 |
| | Olney Central | 467 | 1 | 852 | 166 |
| | Wabash Valley | 619 | 0 | 1,381 | 23 |
| 513 | Illinois Valley | 1,056 | 177 | 2,070 | 644 |
| 525 | Joliet | 2,735 | 28 | 5,511 | 1,974 |
| 520 | Kankakee | 562 | 220 | 2,282 | 860 |
| 501 | Kaskaskia | 859 | 32 | 1,446 | 579 |
| 523 | Kishwaukee | 529 | 495 | 1,662 | 582 |
| 532 | Lake County | 2,604 | 1,157 | 7,408 | 2,341 |
| 517 | Lake Land | 1,428 | 465 | 1,844 | 997 |
| 536 | Lewis & Clark | 1,670 | 133 | 2,599 | 901 |
| 526 | Lincoln Land | 2,098 | 6 | 5,018 | 1,487 |
| 530 | Logan | 1,223 | 480 | 3,001 | 728 |
| 528 | McHenry | 797 | 364 | 2,768 | 1,004 |
| 524 | Moraine Valley | 3,651 | 128 | 7,044 | 1,990 |
| 527 | Morton | 1,103 | 128 | 2,184 | 345 |
| 535 | Oakton | 1,989 | 1,568 | 6,787 | 1,730 |
| 505 | Parkland | 1,977 | 329 | 5,378 | 719 |
| 515 | Prairie State | 1,225 | 312 | 2,648 | 1,006 |
| 521 | Rend Lake | 1,546 | 75 | 251 | 1,566 |
| 537 | Richland | 801 | 124 | 1,888 | 571 |
| 511 | Rock Valley | 2,010 | 30 | 6,017 | 171 |
| 518 | Sandburg | 963 | 20 | 1,374 | 408 |
| 506 | Sauk Valley | 638 | 59 | 1,772 | 255 |
| 531 | Shawnee | 656 | 0 | 999 | 464 |
| 510 | South Suburban | 915 | 183 | 5,312 | 1,238 |
| 533 | Southeastern | 745 | 57 | 1,790 | 51 |
| 534 | Spoon River | 521 | 226 | 896 | 307 |
| 601 | State Community | 342 | 15 | 386 | 143 |
| 504 | Triton | 4,882 | 6 | 7,424 | 3,050 |
| 516 | Waubonsee | 1,228 | 61 | 3,837 | 1,426 |
| 539 | Wood | 697 | 186 | 971 | 176 |
| | TOTALS | 88,512 | 14,159 | 181,134 | 53,911 |

Illinois Community College Board
Table I-6
SUMMARY OF OPENING FALL 1995 STUDENT HEADCOUNT ENROLLMENT
BY TYPE OF RESIDENCY

| Dist. No. | District/College | In-District | Out-of-District | Corrections | Out-of State | Foreign |
|---|---|---|---|---|---|---|
| 522 | Belleville | 12,779 | 1,021 | 13 | 96 | 14 |
| 503 | Black Hawk | 6,040 | 94 | 0 | 202 | 18 |
| 508 | Chicago | (66,147) | (1,664) | (0) | (48) | (374) |
| | Daley | 8,441 | 391 | 0 | 0 | 3 |
| | Kennedy-King | 7,001 | 68 | 0 | 2 | 0 |
| | Malcolm X | 9,508 | 120 | 0 | 5 | 4 |
| | Olive-Harvey | 5,925 | 148 | 0 | 37 | 0 |
| | Truman | 14,558 | 253 | 0 | 0 | 72 |
| | Washington | 9,100 | 399 | 0 | 4 | 238 |
| | Wilbur Wright | 11,614 | 285 | 0 | 0 | 57 |
| 507 | Danville | 2,642 | 41 | 7 | 25 | 1 |
| 502 | DuPage | 27,537 | 2,137 | 0 | 125 | 89 |
| 509 | Elgin | 7,966 | 596 | 0 | 0 | 27 |
| 512 | Harper | 12,761 | 2,232 | 0 | 10 | 103 |
| 540 | Heartland | 2,848 | 216 | 0 | 2 | 6 |
| 519 | Highland | 2,636 | 11 | 0 | 15 | 0 |
| 514 | Illinois Central | 11,022 | 490 | 241 | 44 | 42 |
| 529 | Illinois Eastern | (5,394) | (969) | (100) | (20) | (57) |
| | Frontier | 1,790 | 113 | 0 | 1 | 0 |
| | Lincoln Trail | 1,009 | 16 | 100 | 0 | 2 |
| | Olney Central | 1,459 | 11 | 0 | 0 | 16 |
| | Wabash Valley | 1,136 | 829 | 0 | 19 | 39 |
| 513 | Illinois Valley | 3,797 | 34 | 116 | 0 | 0 |
| 525 | Joliet | 10,117 | 130 | 0 | 1 | 0 |
| 520 | Kankakee | 3,669 | 224 | 0 | 30 | 1 |
| 501 | Kaskaskia | 2,698 | 134 | 79 | 0 | 5 |
| 523 | Kishwaukee | 2,811 | 442 | 0 | 0 | 15 |
| 532 | Lake County | 12,504 | 422 | 0 | 192 | 392 |
| 517 | Lake Land | 4,109 | 253 | 326 | 46 | 0 |
| 536 | Lewis & Clark | 5,129 | 104 | 0 | 70 | 0 |
| 526 | Lincoln Land | 7,649 | 489 | 447 | 12 | 12 |
| 530 | Logan | 5,208 | 191 | 0 | 7 | 26 |
| 528 | McHenry | 4,783 | 131 | 0 | 9 | 10 |
| 524 | Moraine Valley | 11,213 | 1,258 | 0 | 8 | 334 |
| 527 | Morton | 3,389 | 370 | 0 | 1 | 0 |
| 535 | Oakton | 9,501 | 2,464 | 0 | 31 | 78 |
| 505 | Parkland | 6,643 | 1,402 | 0 | 94 | 264 |
| 515 | Prairie State | 4,513 | 560 | 0 | 117 | 1 |
| 521 | Rend Lake | 3,001 | 271 | 157 | 7 | 2 |
| 537 | Richland | 3,311 | 73 | 0 | 0 | 0 |
| 511 | Rock Valley | 8,161 | 38 | 0 | 16 | 13 |
| 518 | Sandburg | 2,664 | 79 | 8 | 11 | 3 |
| 506 | Sauk Valley | 2,607 | 109 | 0 | 8 | 0 |
| 531 | Shawnee | 1,882 | 28 | 0 | 199 | 10 |
| 510 | South Suburban | 6,034 | 1,111 | 0 | 502 | 1 |
| 533 | Southeastern | 1,981 | 112 | 515 | 31 | 4 |
| 534 | Spoon River | 1,633 | 298 | 0 | 2 | 17 |
| 601 | State Community | 813 | 70 | 0 | 3 | 0 |
| 504 | Triton | 10,918 | 4,335 | 0 | 78 | 31 |
| 516 | Waubonsee | 6,072 | 478 | 0 | 1 | 1 |
| 539 | Wood | 1,839 | 34 | 0 | 151 | 6 |
| | TOTALS | 306,421 | 25,115 | 2,009 | 2,214 | 1,957 |

SOURCE OF DATA: Fall Enrollment (E1 Records) - reflects enrollments as of the fall term census date (end of registration). Will not reflect enrollments in courses that have a starting date later than the census date - particularly those in adult education.

Illinois Community College Board
Table I-7
SUMMARY OF OPENING FALL 1995 STUDENT HEADCOUNT ENROLLMENT
BY ENROLLMENT STATUS

| Dist. No. | District/College | First-Time Students | Transfer Students | Continuing Students | Readmitted Students |
|---|---|---|---|---|---|
| 522 | Belleville | 3,519 | 0 | 10,371 | 33 |
| 503 | Black Hawk | 1,276 | 67 | 3,676 | 1,335 |
| 508 | Chicago | (23,190) | (1,891) | (31,489) | (11,663) |
| | Daley | 2,775 | 194 | 4,608 | 1,258 |
| | Kennedy-King | 2,196 | 104 | 3,200 | 1,571 |
| | Malcolm X | 4,728 | 16 | 3,399 | 1,494 |
| | Olive-Harvey | 2,074 | 130 | 2,501 | 1,405 |
| | Truman | 5,411 | 251 | 7,369 | 1,852 |
| | Washington | 2,395 | 917 | 4,199 | 2,230 |
| | Wilbur Wright | 3,611 | 279 | 6,213 | 1,853 |
| 507 | Danville | 734 | 51 | 1,634 | 297 |
| 502 | DuPage | 6,405 | 2,088 | 14,878 | 6,517 |
| 509 | Elgin | 2,203 | 589 | 4,198 | 1,599 |
| 512 | Harper | 4,031 | 885 | 7,659 | 2,531 |
| 540 | Heartland | 765 | 806 | 1,482 | 19 |
| 519 | Highland | 634 | 23 | 1,794 | 211 |
| 514 | Illinois Central | 2,466 | 693 | 7,977 | 703 |
| 529 | Illinois Eastern | (1,839) | (2) | (3,409) | (1,290) |
| | Frontier | 352 | 1 | 529 | 1,022 |
| | Lincoln Trail | 401 | 0 | 647 | 79 |
| | Olney Central | 467 | 1 | 852 | 166 |
| | Wabash Valley | 619 | 0 | 1,381 | 23 |
| 513 | Illinois Valley | 1,056 | 177 | 2,070 | 644 |
| 525 | Joliet | 2,735 | 28 | 5,511 | 1,974 |
| 520 | Kankakee | 562 | 220 | 2,282 | 860 |
| 501 | Kaskaskia | 859 | 32 | 1,446 | 579 |
| 523 | Kishwaukee | 529 | 495 | 1,662 | 582 |
| 532 | Lake County | 2,604 | 1,157 | 7,408 | 2,341 |
| 517 | Lake Land | 1,428 | 465 | 1,844 | 997 |
| 536 | Lewis & Clark | 1,670 | 133 | 2,599 | 901 |
| 526 | Lincoln Land | 2,098 | 6 | 5,018 | 1,487 |
| 530 | Logan | 1,223 | 480 | 3,001 | 728 |
| 528 | McHenry | 797 | 364 | 2,768 | 1,004 |
| 524 | Moraine Valley | 3,651 | 128 | 7,044 | 1,990 |
| 527 | Morton | 1,103 | 128 | 2,184 | 345 |
| 535 | Oakton | 1,989 | 1,568 | 6,787 | 1,730 |
| 505 | Parkland | 1,977 | 329 | 5,378 | 719 |
| 515 | Prairie State | 1,225 | 312 | 2,648 | 1,006 |
| 521 | Rend Lake | 1,546 | 75 | 251 | 1,566 |
| 537 | Richland | 801 | 124 | 1,888 | 571 |
| 511 | Rock Valley | 2,010 | 30 | 6,017 | 171 |
| 518 | Sandburg | 963 | 20 | 1,374 | 408 |
| 506 | Sauk Valley | 638 | 59 | 1,772 | 255 |
| 531 | Shawnee | 656 | 0 | 999 | 464 |
| 510 | South Suburban | 915 | 183 | 5,312 | 1,238 |
| 533 | Southeastern | 745 | 57 | 1,790 | 51 |
| 534 | Spoon River | 521 | 226 | 896 | 307 |
| 601 | State Community | 342 | 15 | 386 | 143 |
| 504 | Triton | 4,882 | 6 | 7,424 | 3,050 |
| 516 | Waubonsee | 1,228 | 61 | 3,837 | 1,426 |
| 539 | Wood | 697 | 186 | 971 | 176 |
| | TOTALS | 88,512 | 14,159 | 181,134 | 53,911 |

Illinois Community College Board
Table I-8
PROPORTIONS OF DISTRICT POPULATIONS SERVED BY
ILLINOIS PUBLIC COMMUNITY COLLEGES IN INSTRUCTIONAL
CREDIT CURRICULA BY HEADCOUNT AND FTE

| Dist. No | District | Headcount Per 1000 Population | FTE Per 1000 Population |
|---|---|---|---|
| 522 | Belleville | 39.00 | 19.10 |
| 503 | Black Hawk | 28.01 | 17.22 |
| 508 | Chicago | 22.75 | 12.55 |
| 507 | Danville | 28.42 | 18.44 |
| 502 | DuPage | 35.80 | 18.65 |
| 509 | Elgin | 36.52 | 17.78 |
| 512 | Harper | 35.69 | 17.78 |
| 540 | Heartland | 18.62 | 9.78 |
| 519 | Highland | 29.42 | 14.98 |
| 514 | Illinois Central | 33.67 | 17.47 |
| 529 | Illinois Eastern | 58.05 | 29.10 |
| 513 | Illinois Valley | 27.95 | 15.73 |
| 525 | Joliet | 28.09 | 14.95 |
| 520 | Kankakee | 32.34 | 16.36 |
| 501 | Kaskaskia | 25.55 | 17.10 |
| 523 | Kishwaukee | 37.97 | 22.11 |
| 532 | Lake County | 27.03 | 11.68 |
| 517 | Lake Land | 26.24 | 16.46 |
| 536 | Lewis & Clark | 25.45 | 13.09 |
| 526 | Lincoln Land | 27.33 | 12.84 |
| 530 | Logan | 38.12 | 25.02 |
| 528 | Mc Henry | 29.54 | 13.93 |
| 524 | Moraine Valley | 37.86 | 20.92 |
| 527 | Morton | 31.04 | 13.01 |
| 535 | Oakton | 33.74 | 15.75 |
| 505 | Parkland | 34.90 | 20.77 |
| 515 | Prairie State | 26.57 | 12.92 |
| 521 | Rend Lake | 39.38 | 23.02 |
| 537 | Richland | 23.31 | 11.68 |
| 511 | Rock Valley | 27.55 | 13.24 |
| 518 | Carl Sandburg | 23.34 | 13.43 |
| 506 | Sauk Valley | 26.01 | 14.32 |
| 531 | Shawnee | 34.62 | 21.79 |
| 510 | South Suburban | 27.22 | 12.92 |
| 533 | Southeastern | 46.55 | 29.73 |
| 534 | Spoon River | 26.32 | 15.88 |
| 601 | State Comm. Coll. | 11.31 | 7.20 |
| 504 | Triton | 47.12 | 23.67 |
| 516 | Waubonsee | 31.13 | 13.57 |
| 539 | John Wood | 21.38 | 11.75 |
| | TOTALS | 29.56 | 15.53 |

SOURCE OF DATA: Fall Enrollment (E1 Records), ICCB 1996 Estimated District Population

Illinois Community College Board
Table I-9
SUMMARY OF OPENING FALL 1995 STUDENT HEADCOUNT ENROLLMENT
BY INSTRUCTIONAL PROGRAM AREA AND STUDENT LEVEL

FRESHMAN LEVEL

| Dist. No. | District/College | General Associates | Bacc/ Transfer | Occupa- tional | General Studies | Voc Skills | Adult Basic Ed | Adult Sec Ed | Eng Second Lang | Total |
|---|---|---|---|---|---|---|---|---|---|---|
| 522 | Belleville | 0 | 4,111 | 3,424 | 0 | 37 | 0 | 0 | 0 | 7,572 |
| 503 | Black Hawk | 3 | 1,198 | 911 | 0 | 1 | 0 | 0 | 0 | 2,113 |
| 508 | Chicago | (6,173) | (9,241) | (4,482) | (435) | (3,127) | (0) | (0) | (11,359) | (34,817) |
| | Daley | 53 | 1,696 | 605 | 19 | 135 | 0 | 0 | 2,353 | 4,861 |
| | Kennedy-King | 41 | 732 | 1,251 | 173 | 206 | 0 | 0 | 370 | 2,773 |
| | Malcolm X | 56 | 1,534 | 353 | 21 | 116 | 0 | 0 | 1,146 | 3,226 |
| | Olive-Harvey | 471 | 785 | 309 | 27 | 548 | 0 | 0 | 273 | 2,413 |
| | Truman | 2,025 | 787 | 542 | 93 | 260 | 0 | 0 | 5,240 | 8,947 |
| | Washington | 630 | 3,021 | 1,223 | 62 | 474 | 0 | 0 | 6 | 5,416 |
| | Wilbur Wright | 2,897 | 686 | 199 | 40 | 1,388 | 0 | 0 | 1,971 | 7,181 |
| 507 | Danville | 0 | 1,041 | 747 | 0 | 60 | 0 | 0 | 0 | 1,848 |
| 502 | DuPage | 99 | 6,056 | 4,010 | 3,635 | 2,669 | 0 | 0 | 0 | 16,469 |
| 509 | Elgin | 123 | 2,624 | 2,152 | 0 | 717 | 0 | 0 | 0 | 5,616 |
| 512 | Harper | 0 | 3,607 | 2,445 | 0 | 0 | 0 | 0 | 0 | 6,052 |
| 540 | Heartland | 0 | 2,082 | 438 | 0 | 62 | 0 | 0 | 0 | 2,582 |
| 519 | Highland | 26 | 1,011 | 692 | 197 | 306 | 0 | 0 | 0 | 2,232 |
| 514 | Illinois Central | 857 | 2,666 | 2,834 | 123 | 31 | 0 | 0 | 0 | 6,511 |
| 529 | Illinois Eastern | (190) | (1,966) | (1,491) | (4) | (533) | (0) | (0) | (0) | (4,184) |
| | Frontier | 36 | 550 | 176 | 1 | 475 | 0 | 0 | 0 | 1,238 |
| | Lincoln Trail | 51 | 466 | 227 | 1 | 15 | 0 | 0 | 0 | 760 |
| | Olney Central | 26 | 523 | 269 | 1 | 4 | 0 | 0 | 0 | 823 |
| | Wabash Valley | 77 | 427 | 819 | 1 | 39 | 0 | 0 | 0 | 1,363 |
| 513 | Illinois Valley | 368 | 1,202 | 1,146 | 8 | 0 | 0 | 0 | 0 | 2,724 |
| 525 | Joliet | 12 | 1,708 | 712 | 84 | 34 | 0 | 0 | 0 | 2,550 |
| 520 | Kankakee | 144 | 833 | 1,444 | 44 | 86 | 0 | 0 | 0 | 2,551 |
| 501 | Kaskaskia | 214 | 573 | 729 | 212 | 37 | 0 | 0 | 0 | 1,765 |
| 523 | Kishwaukee | 0 | 1,598 | 559 | 20 | 3 | 0 | 0 | 0 | 2,180 |
| 532 | Lake County | 0 | 3,371 | 3,440 | 212 | 195 | 0 | 0 | 0 | 7,218 |
| 517 | Lake Land | 25 | 1,387 | 996 | 0 | 412 | 0 | 0 | 0 | 2,820 |
| 536 | Lewis & Clark | 249 | 1,676 | 1,370 | 93 | 124 | 0 | 0 | 0 | 3,512 |
| 526 | Lincoln Land | 0 | 4,362 | 1,086 | 155 | 131 | 0 | 0 | 0 | 5,734 |
| 530 | Logan | 0 | 0 | 0 | 0 | 0 | 0 | 0 | 0 | 0 |
| 528 | McHenry | 29 | 1,714 | 1,082 | 0 | 4 | 0 | 0 | 185 | 3,014 |
| 524 | Moraine Valley | 0 | 4,488 | 3,153 | 0 | 223 | 0 | 0 | 0 | 7,864 |
| 527 | Morton | 6 | 1,220 | 378 | 63 | 80 | 0 | 0 | 805 | 2,552 |
| 535 | Oakton | 0 | 3,906 | 1,670 | 0 | 0 | 0 | 0 | 0 | 5,576 |
| 505 | Parkland | 627 | 2,462 | 1,483 | 0 | 61 | 0 | 0 | 0 | 4,633 |
| 515 | Prairie State | 0 | 1,789 | 1,472 | 0 | 0 | 0 | 0 | 0 | 3,261 |
| 521 | Rend Lake | 0 | 1,612 | 221 | 0 | 115 | 0 | 0 | 0 | 1,948 |
| 537 | Richland | 4 | 1,468 | 820 | 22 | 0 | 0 | 0 | 0 | 2,314 |
| 511 | Rock Valley | 2 | 2,726 | 1,775 | 168 | 905 | 0 | 0 | 0 | 5,576 |
| 518 | Sandburg | 7 | 900 | 829 | 0 | 283 | 0 | 0 | 0 | 2,019 |
| 506 | Sauk Valley | 3 | 838 | 542 | 0 | 0 | 0 | 0 | 0 | 1,383 |
| 531 | Shawnee | 13 | 194 | 180 | 11 | 8 | 0 | 0 | 0 | 406 |
| 510 | South Suburban | 0 | 1,818 | 2,036 | 17 | 1,059 | 0 | 0 | 0 | 4,930 |
| 533 | Southeastern | 30 | 599 | 530 | 245 | 202 | 0 | 0 | 0 | 1,606 |
| 534 | Spoon River | 171 | 651 | 295 | 0 | 43 | 0 | 0 | 0 | 1,160 |
| 601 | State Comm. College | 0 | 238 | 190 | 6 | 0 | 0 | 0 | 0 | 434 |
| 504 | Triton | 1,257 | 2,907 | 3,641 | 1 | 1,172 | 0 | 0 | 0 | 8,978 |
| 516 | Waubonsee | 205 | 897 | 731 | 15 | 33 | 0 | 0 | 0 | 1,881 |
| 539 | Wood | 3 | 681 | 388 | 0 | 29 | 0 | 0 | 8 | 1,109 |
| | TOTALS | 10,840 | 83,421 | 56,524 | 5,770 | 12,782 | 0 | 0 | 12,357 | 181,694 |

SOURCE OF DATA: Fall Enrollment (E1 Records) - reflects enrollments as of the fall term census date (end of registration). Will not reflect enrollments in courses that have a starting date later than the census date - particularly those in adult education.

Illinois Community College Board
Table I-9 (Continued)
SUMMARY OF OPENING FALL 1995 STUDENT HEADCOUNT ENROLLMENT
BY INSTRUCTIONAL PROGRAM AREA AND STUDENT LEVEL

SOPHOMORE LEVEL

| Dist. No. | District/College | General Associates | Bacc/ Transfer | Occupa- tional | General Studies | Voc Skills | Adult Basic Ed | Adult Sec Ed | English Second Lang | Total |
|---|---|---|---|---|---|---|---|---|---|---|
| 522 | Belleville | 0 | 1,790 | 1,629 | 0 | 4 | 0 | 0 | 0 | 3,423 |
| 503 | Black Hawk | 13 | 922 | 917 | 0 | 0 | 0 | 0 | 0 | 1,852 |
| 508 | Chicago | (1,488) | (3,700) | (2,808) | (57) | (357) | (0) | (0) | (8) | (8,418) |
| | Daley | 27 | 780 | 512 | 2 | 15 | 0 | 0 | 0 | 1,336 |
| | Kennedy-King | 9 | 309 | 523 | 35 | 31 | 0 | 0 | 0 | 907 |
| | Malcolm X | 28 | 419 | 374 | 1 | 11 | 0 | 0 | 0 | 833 |
| | Olive-Harvey | 89 | 453 | 326 | 4 | 76 | 0 | 0 | 0 | 948 |
| | Truman | 341 | 449 | 452 | 7 | 45 | 0 | 0 | 6 | 1,300 |
| | Washington | 107 | 1,007 | 468 | 6 | 55 | 0 | 0 | 0 | 1,643 |
| | Wilbur Wright | 887 | 283 | 153 | 2 | 124 | 0 | 0 | 2 | 1,451 |
| 507 | Danville | 0 | 250 | 195 | 0 | 9 | 0 | 0 | 0 | 454 |
| 502 | DuPage | 109 | 2,528 | 1,970 | 298 | 509 | 0 | 0 | 0 | 5,414 |
| 509 | Elgin | 16 | 579 | 571 | 0 | 45 | 0 | 0 | 0 | 1,211 |
| 512 | Harper | 0 | 1,201 | 808 | 0 | 0 | 0 | 0 | 0 | 2,009 |
| 540 | Heartland | 0 | 181 | 19 | 0 | 1 | 0 | 0 | 0 | 201 |
| 519 | Highland | 3 | 62 | 37 | 0 | 16 | 0 | 0 | 0 | 118 |
| 514 | Illinois Central | 186 | 1,129 | 1,414 | 17 | 4 | 0 | 0 | 0 | 2,750 |
| 529 | Illinois Eastern | (54) | (891) | (826) | (4) | (181) | (0) | (0) | (0) | (1,956) |
| | Frontier | 12 | 325 | 68 | 2 | 161 | 0 | 0 | 0 | 568 |
| | Lincoln Trail | 16 | 178 | 87 | 0 | 3 | 0 | 0 | 0 | 284 |
| | Olney Central | 7 | 221 | 363 | 1 | 2 | 0 | 0 | 0 | 594 |
| | Wabash Valley | 19 | 167 | 308 | 1 | 15 | 0 | 0 | 0 | 510 |
| 513 | Illinois Valley | 42 | 316 | 349 | 0 | 0 | 0 | 0 | 0 | 707 |
| 525 | Joliet | 76 | 3,923 | 2,590 | 73 | 77 | 0 | 0 | 0 | 6,739 |
| 520 | Kankakee | 40 | 231 | 583 | 2 | 6 | 0 | 0 | 0 | 862 |
| 501 | Kaskaskia | 43 | 297 | 425 | 14 | 7 | 0 | 0 | 0 | 786 |
| 523 | Kishwaukee | 0 | 310 | 192 | 1 | 0 | 0 | 0 | 0 | 503 |
| 532 | Lake County | 0 | 2,363 | 1,817 | 40 | 52 | 0 | 0 | 0 | 4,272 |
| 517 | Lake Land | 6 | 492 | 620 | 0 | 23 | 0 | 0 | 0 | 1,141 |
| 536 | Lewis & Clark | 87 | 523 | 565 | 13 | 19 | 0 | 0 | 0 | 1,207 |
| 526 | Lincoln Land | 0 | 1,686 | 563 | 23 | 16 | 0 | 0 | 0 | 2,288 |
| 530 | Logan | 0 | 0 | 0 | 0 | 0 | 0 | 0 | 0 | 0 |
| 528 | McHenry | 10 | 784 | 274 | 0 | 4 | 0 | 0 | 3 | 1,075 |
| 524 | Moraine Valley | 0 | 1,347 | 1,471 | 0 | 27 | 0 | 0 | 0 | 2,845 |
| 527 | Morton | 3 | 324 | 230 | 1 | 2 | 0 | 0 | 1 | 561 |
| 535 | Oakton | 0 | 2,105 | 956 | 0 | 0 | 0 | 0 | 0 | 3,061 |
| 505 | Parkland | 227 | 1,207 | 1,228 | 0 | 2 | 0 | 0 | 0 | 2,664 |
| 515 | Prairie State | 0 | 548 | 657 | 0 | 0 | 0 | 0 | 0 | 1,205 |
| 521 | Rend Lake | 0 | 560 | 436 | 0 | 43 | 0 | 0 | 0 | 1,039 |
| 537 | Richland | 0 | 391 | 379 | 2 | 0 | 0 | 0 | 0 | 772 |
| 511 | Rock Valley | 0 | 1,064 | 729 | 0 | 51 | 0 | 0 | 0 | 1,844 |
| 518 | Sandburg | 1 | 208 | 232 | 0 | 5 | 0 | 0 | 0 | 446 |
| 506 | Sauk Valley | 3 | 248 | 269 | 0 | 0 | 0 | 0 | 0 | 520 |
| 531 | Shawnee | 0 | 2 | 0 | 0 | 0 | 0 | 0 | 0 | 2 |
| 510 | South Suburban | 0 | 675 | 1,301 | 3 | 51 | 0 | 0 | 0 | 2,030 |
| 533 | Southeastern | 2 | 228 | 369 | 3 | 14 | 0 | 0 | 0 | 616 |
| 534 | Spoon River | 59 | 266 | 119 | 0 | 5 | 0 | 0 | 0 | 449 |
| 601 | State Comm. College | 0 | 122 | 76 | 2 | 0 | 0 | 0 | 0 | 200 |
| 504 | Triton | 274 | 1,225 | 1,694 | 0 | 19 | 0 | 0 | 0 | 3,212 |
| 516 | Waubonsee | 34 | 461 | 395 | 10 | 1 | 0 | 0 | 0 | 901 |
| 539 | Wood | 0 | 305 | 182 | 0 | 1 | 0 | 0 | 0 | 488 |
| | TOTALS | 2,776 | 35,444 | 29,895 | 563 | 1,551 | 0 | 0 | 12 | 70,241 |

SOURCE OF DATA: Fall Enrollment (E1 Records) - reflects enrollments as of the fall term census date (end of registration). Will not reflect enrollments in courses that have a starting date later than the census date - particularly those in adult education.

Illinois Community College Board
Table I-9 (Continued)
SUMMARY OF OPENING FALL 1995 STUDENT HEADCOUNT ENROLLMENT
BY INSTRUCTIONAL PROGRAM AREA AND STUDENT LEVEL

HIGH SCHOOL LEVEL

| Dist. No. | District/College | General Associates | Bacc/ Transfer | Occupa- tional | General Studies | Voc Skills | Adult Basic Ed | Adult Sec Ed | English as a Second Lang | Total |
|---|---|---|---|---|---|---|---|---|---|---|
| 522 | Belleville | 0 | 0 | 0 | 0 | 0 | 0 | 0 | 0 | 0 |
| 503 | Black Hawk | 0 | 7 | 0 | 0 | 0 | 0 | 0 | 0 | 7 |
| 508 | Chicago | (6) | (49) | (33) | (2) | (9) | (0) | (0) | (0) | (99) |
| | Daley | 1 | 8 | 2 | 0 | 2 | 0 | 0 | 0 | 13 |
| | Kennedy-King | 0 | 8 | 9 | 2 | 1 | 0 | 0 | 0 | 20 |
| | Malcolm X | 0 | 9 | 6 | 0 | 0 | 0 | 0 | 0 | 15 |
| | Olive-Harvey | 1 | 2 | 4 | 0 | 5 | 0 | 0 | 0 | 12 |
| | Truman | 1 | 5 | 3 | 0 | 0 | 0 | 0 | 0 | 9 |
| | Washington | 0 | 15 | 9 | 0 | 1 | 0 | 0 | 0 | 25 |
| | Wilbur Wright | 3 | 2 | 0 | 0 | 0 | 0 | 0 | 0 | 5 |
| 507 | Danville | 0 | 0 | 0 | 0 | 0 | 0 | 0 | 0 | 0 |
| 502 | DuPage | 0 | 10 | 2 | 0 | 1 | 0 | 0 | 0 | 13 |
| 509 | Elgin | 0 | 14 | 44 | 0 | 3 | 0 | 0 | 0 | 61 |
| 512 | Harper | 0 | 18 | 4 | 0 | 0 | 0 | 0 | 0 | 22 |
| 540 | Heartland | 0 | 1 | 0 | 0 | 0 | 0 | 0 | 0 | 1 |
| 519 | Highland | 0 | 0 | 0 | 0 | 0 | 0 | 0 | 0 | 0 |
| 514 | Illinois Central | 13 | 45 | 8 | 0 | 0 | 0 | 0 | 0 | 66 |
| 529 | Illinois Eastern | (0) | (0) | (0) | (0) | (0) | (0) | (0) | (0) | (0) |
| | Frontier | 0 | 0 | 0 | 0 | 0 | 0 | 0 | 0 | 0 |
| | Lincoln Trail | 0 | 0 | 0 | 0 | 0 | 0 | 0 | 0 | 0 |
| | Olney Central | 0 | 0 | 0 | 0 | 0 | 0 | 0 | 0 | 0 |
| | Wabash Valley | 0 | 0 | 0 | 0 | 0 | 0 | 0 | 0 | 0 |
| 513 | Illinois Valley | 0 | 0 | 0 | 114 | 0 | 0 | 0 | 0 | 114 |
| 525 | Joliet | 0 | 0 | 0 | 0 | 0 | 0 | 0 | 0 | 0 |
| 520 | Kankakee | 7 | 22 | 31 | 0 | 0 | 0 | 0 | 0 | 60 |
| 501 | Kaskaskia | 0 | 1 | 1 | 1 | 1 | 0 | 0 | 0 | 4 |
| 523 | Kishwaukee | 0 | 10 | 1 | 0 | 0 | 0 | 0 | 0 | 11 |
| 532 | Lake County | 0 | 0 | 0 | 0 | 0 | 0 | 0 | 0 | 0 |
| 517 | Lake Land | 0 | 89 | 43 | 0 | 1 | 0 | 0 | 0 | 133 |
| 536 | Lewis & Clark | 0 | 0 | 0 | 0 | 0 | 0 | 0 | 0 | 0 |
| 526 | Lincoln Land | 0 | 162 | 34 | 4 | 0 | 0 | 0 | 0 | 200 |
| 530 | Logan | 0 | 0 | 0 | 0 | 0 | 0 | 0 | 0 | 0 |
| 528 | McHenry | 0 | 11 | 54 | 0 | 0 | 0 | 0 | 0 | 65 |
| 524 | Moraine Valley | 0 | 27 | 5 | 0 | 0 | 0 | 0 | 0 | 32 |
| 527 | Morton | 0 | 7 | 0 | 0 | 0 | 0 | 0 | 0 | 7 |
| 535 | Oakton | 0 | 19 | 2 | 0 | 0 | 0 | 0 | 0 | 21 |
| 505 | Parkland | 4 | 37 | 4 | 0 | 0 | 0 | 0 | 0 | 45 |
| 515 | Prairie State | 0 | 0 | 0 | 0 | 0 | 0 | 0 | 0 | 0 |
| 521 | Rend Lake | 0 | 0 | 0 | 0 | 0 | 0 | 0 | 0 | 0 |
| 537 | Richland | 0 | 66 | 6 | 0 | 0 | 0 | 0 | 0 | 72 |
| 511 | Rock Valley | 0 | 11 | 9 | 0 | 3 | 0 | 0 | 0 | 23 |
| 518 | Sandburg | 0 | 0 | 0 | 0 | 0 | 0 | 0 | 0 | 0 |
| 506 | Sauk Valley | 0 | 2 | 0 | 0 | 2 | 0 | 0 | 0 | 4 |
| 531 | Shawnee | 84 | 192 | 348 | 40 | 40 | 0 | 0 | 0 | 704 |
| 510 | South Suburban | 0 | 12 | 4 | 0 | 0 | 0 | 0 | 0 | 16 |
| 533 | Southeastern | 0 | 42 | 21 | 1 | 4 | 0 | 0 | 0 | 68 |
| 534 | Spoon River | 1 | 1 | 0 | 0 | 0 | 0 | 0 | 0 | 2 |
| 601 | State Comm. College | 0 | 0 | 0 | 0 | 0 | 0 | 0 | 0 | 0 |
| 504 | Triton | 0 | 1 | 0 | 0 | 1 | 0 | 0 | 0 | 2 |
| 516 | Waubonsee | 0 | 0 | 0 | 0 | 0 | 0 | 0 | 0 | 0 |
| 539 | Wood | 0 | 39 | 1 | 0 | 0 | 0 | 0 | 0 | 40 |
| | TOTALS | 115 | 895 | 655 | 162 | 65 | 0 | 0 | 0 | 1,892 |

SOURCE OF DATA: Fall Enrollment (E1 Records) - reflects enrollments as of the fall term census date (end of registration). Will not reflect enrollments in courses that have a starting date later than the census date - particularly those in adult education.

Illinois Community College Board
Table I-9 (Continued)
SUMMARY OF OPENING FALL 1995 STUDENT HEADCOUNT ENROLLMENT
BY INSTRUCTIONAL PROGRAM AREA AND STUDENT LEVEL

*UNCLASSIFIED LEVEL

| Dist. No. | District/College | General Associates | Bacc/ Transfer | Occupa- tional | General Studies | Voc Skills | Adult Basic Ed | Adult Sec Ed | English as a Second Lang | Total |
|---|---|---|---|---|---|---|---|---|---|---|
| 522 | Belleville | 0 | 768 | 1,112 | 0 | 27 | 1,018 | 3 | 0 | 2,928 |
| 503 | Black Hawk | 3 | 1,165 | 680 | 9 | 234 | 203 | 88 | 0 | 2,382 |
| 508 | Chicago | (1,807) | (3,474) | (1,224) | (256) | (1,615) | (8,316) | (2,361) | (5,846) | (24,899) |
| | Daley | 3 | 836 | 227 | 11 | 173 | 500 | 151 | 724 | 2,625 |
| | Kennedy-King | 23 | 204 | 348 | 105 | 168 | 1,634 | 521 | 368 | 3,371 |
| | Malcolm X | 2 | 486 | 56 | 3 | 84 | 3,287 | 567 | 1,078 | 5,563 |
| | Olive-Harvey | 299 | 291 | 69 | 20 | 213 | 1,078 | 449 | 318 | 2,737 |
| | Truman | 399 | 245 | 63 | 49 | 119 | 888 | 168 | 2,696 | 4,627 |
| | Washington | 264 | 1,290 | 417 | 34 | 485 | 90 | 76 | 1 | 2,657 |
| | Wilbur Wright | 817 | 122 | 44 | 34 | 373 | 839 | 429 | 661 | 3,319 |
| 507 | Danville | 0 | 132 | 88 | 0 | 16 | 81 | 97 | 0 | 414 |
| 502 | DuPage | 4 | 1,129 | 1,245 | 1,826 | 1,255 | 2,045 | 488 | 0 | 7,992 |
| 509 | Elgin | 6 | 244 | 379 | 0 | 105 | 860 | 107 | 0 | 1,701 |
| 512 | Harper | 0 | 3,858 | 1,700 | 0 | 264 | 1,201 | 0 | 0 | 7,023 |
| 540 | Heartland | 0 | 227 | 42 | 0 | 18 | 0 | 1 | 0 | 288 |
| 519 | Highland | 5 | 67 | 69 | 40 | 108 | 16 | 7 | 0 | 312 |
| 514 | Illinois Central | 146 | 866 | 1,185 | 116 | 2 | 187 | 10 | 0 | 2,512 |
| 529 | Illinois Eastern | (2) | (59) | (99) | (0) | (18) | (175) | (47) | (0) | (400) |
| | Frontier | 0 | 15 | 2 | 0 | 15 | 61 | 5 | 0 | 98 |
| | Lincoln Trail | 0 | 5 | 2 | 0 | 0 | 62 | 14 | 0 | 83 |
| | Olney Central | 0 | 15 | 12 | 0 | 0 | 33 | 9 | 0 | 69 |
| | Wabash Valley | 2 | 24 | 83 | 0 | 3 | 19 | 19 | 0 | 150 |
| 513 | Illinois Valley | 17 | 106 | 175 | 2 | 0 | 55 | 47 | 0 | 402 |
| 525 | Joliet | 5 | 273 | 157 | 10 | 10 | 350 | 154 | 0 | 959 |
| 520 | Kankakee | 18 | 123 | 249 | 16 | 18 | 4 | 23 | 0 | 451 |
| 501 | Kaskaskia | 20 | 54 | 149 | 13 | 3 | 12 | 110 | 0 | 361 |
| 523 | Kishwaukee | 0 | 168 | 125 | 4 | 1 | 200 | 76 | 0 | 574 |
| 532 | Lake County | 0 | 405 | 1,007 | 12 | 1 | 539 | 56 | 0 | 2,020 |
| 517 | Lake Land | 3 | 218 | 98 | 0 | 108 | 144 | 69 | 0 | 640 |
| 536 | Lewis & Clark | 19 | 103 | 162 | 21 | 36 | 125 | 118 | 0 | 584 |
| 526 | Lincoln Land | 0 | 258 | 50 | 48 | 31 | 0 | 0 | 0 | 387 |
| 530 | Logan | 0 | 3,010 | 1,909 | 0 | 310 | 80 | 123 | 0 | 5,432 |
| 528 | McHenry | 8 | 424 | 281 | 0 | 0 | 66 | 0 | 0 | 779 |
| 524 | Moraine Valley | 0 | 447 | 478 | 0 | 73 | 133 | 534 | 407 | 2,072 |
| 527 | Morton | 2 | 180 | 99 | 25 | 21 | 240 | 72 | 1 | 640 |
| 535 | Oakton | 0 | 1,430 | 885 | 8 | 884 | 136 | 73 | 0 | 3,416 |
| 505 | Parkland | 153 | 394 | 418 | 0 | 25 | 35 | 36 | 0 | 1,061 |
| 515 | Prairie State | 35 | 149 | 185 | 0 | 40 | 186 | 130 | 0 | 725 |
| 521 | Rend Lake | 0 | 317 | 42 | 0 | 56 | 3 | 33 | 0 | 451 |
| 537 | Richland | 0 | 100 | 100 | 3 | 0 | 16 | 7 | 0 | 226 |
| 511 | Rock Valley | 0 | 283 | 287 | 31 | 175 | 8 | 1 | 0 | 785 |
| 518 | Sandburg | 0 | 50 | 29 | 1 | 56 | 39 | 125 | 0 | 300 |
| 506 | Sauk Valley | 4 | 326 | 156 | 0 | 273 | 12 | 46 | 0 | 817 |
| 531 | Shawnee | 37 | 493 | 194 | 79 | 85 | 20 | 99 | 0 | 1,007 |
| 510 | South Suburban | 0 | 182 | 236 | 4 | 74 | 93 | 83 | 0 | 672 |
| 533 | Southeastern | 0 | 93 | 97 | 21 | 81 | 28 | 33 | 0 | 353 |
| 534 | Spoon River | 24 | 103 | 57 | 0 | 15 | 104 | 36 | 0 | 339 |
| 601 | State Comm. College | 0 | 20 | 14 | 8 | 0 | 123 | 87 | 0 | 252 |
| 504 | Triton | 26 | 210 | 344 | 0 | 381 | 1,501 | 708 | 0 | 3,170 |
| 516 | Waubonsee | 48 | 965 | 1,360 | 300 | 45 | 911 | 141 | 0 | 3,770 |
| 539 | Wood | 0 | 162 | 87 | 0 | 0 | 88 | 56 | 0 | 393 |
| | TOTALS | 2,392 | 23,035 | 17,253 | 2,853 | 6,464 | 19,353 | 6,285 | 6,254 | 83,889 |

*Unclassified students are those who do not meet minimum requirements for entrance as regular college-level students, or already have an Associate Degree or higher and are taking courses at the same level or lower. Some colleges may be including course enrollees in this category as well.

SOURCE OF DATA: Fall Enrollment (E1 Records) - reflects enrollments as of the fall term census date (end of registration). Will not reflect enrollments in courses that have a starting date later than the census date - particularly those in adult education.

Illinois Community College Board
Table I-10
SUMMARY OF OPENING FALL TERM STUDENT HEADCOUNT ENROLLMENT
FALL 1986 THROUGH FALL 1995

| Dist No | District/College | Fall 1986 | Fall 1987 | Fall 1988 | Fall 1989 | Fall 1990 | Fall 1991 | Fall 1992 | Fall 1993 | Fall 1994 | Fall 1995 |
|---|---|---|---|---|---|---|---|---|---|---|---|
| 522 | Belleville | 11,382 | 11,542 | 12,511 | 12,769 | 14,180 | 14,984 | 15,440 | 14,624 | 14,314 | 13,923 |
| 503 | Black Hawk | (6,102 | (6,033) | (6,071) | (5,998) | (6,579) | 7,206 * | 7,503 | 6,721 | 6,943 | 6,354 |
| | East | 749 | 779 | 754 | 744 | 768 | --- | --- | --- | --- | --- |
| | Quad | 5,353 | 5,254 | 5,317 | 5,254 | 5,811 | --- | --- | --- | --- | --- |
| 508 | Chicago | (89,278) | (75,983) | (74,935) | (77,013) | (78,892) | (79,507) | (77,233) | (73,904) | (71,598) | (68,233) |
| | City-Wide | 16,008 | 8,342 | 12,998 | 11,331 | 9,604 | 6,961 | 5,411 | --- | --- | --- |
| | Daley | 9,217 | 8,448 | 7,409 | 7,590 | 8,338 | 8,581 | 8,439 | 8,072 | 8,992 | 8,835 |
| | Kennedy-King | 10,862 | 9,390 | 8,651 | 8,601 | 9,508 | 10,134 | 9,166 | 8,571 | 6,042 | 7,071 |
| | Malcolm-X | 11,329 | 10,797 | 9,855 | 9,537 | 9,602 | 10,277 | 13,409 | 11,805 | 11,077 | 9,637 |
| | Olive-Harvey | 8,513 | 7,979 | 8,081 | 8,314 | 8,763 | 8,188 | 8,180 | 6,655 | 6,102 | 6,110 |
| | Truman | 15,497 | 14,258 | 12,977 | 15,137 | 16,467 | 16,557 | 14,551 | 15,566 | 15,675 | 14,883 |
| | Washington | 8,832 | 8,217 | 7,920 | 8,157 | 8,313 | 8,496 | 7,839 | 11,235 | 12,028 | 9,741 |
| | Wilbur-Wright | 9,020 | 8,552 | 7,044 | 8,346 | 8,297 | 10,313 | 10,238 | 12,000 | 11,682 | 11,956 |
| 507 | Danville | 2,945 | 2,816 | 2,932 | 3,260 | 3,534 | 3,720 | 3,340 | 3,182 | 2,857 | 2,716 |
| 502 | DuPage | 23,155 | 24,474 | 26,494 | 28,037 | 29,187 | 30,897 | 31,625 | 31,132 | 30,237 | 29,888 |
| 509 | Elgin | 5,517 | 5,582 | 5,780 | 6,448 | 7,066 | 7,424 | 9,035 | 9,126 | 9,175 | 8,589 |
| 512 | Harper | 15,954 | 16,034 | 16,121 | 16,685 | 16,509 | 17,562 | 17,610 | 16,212 | 15,560 | 15,106 |
| 540 | Heartland | --- | --- | --- | --- | --- | --- | 1,959 | 2,349 | 2,779 | 3,072 |
| 519 | Highland | 2,883 | 2,703 | 2,878 | 2,983 | 3,258 | 3,021 | 3,181 | 2,614 | 2,678 | 2,662 |
| 514 | Illinois Central | 12,171 | 12,526 | 12,025 | 12,465 | 12,724 | 13,899 ** | 13,056 | 12,297 | 11,696 | 11,839 |
| 529 | Illinois Eastern | (9,269) | (7,871) | (6,571) | (8,587) | (8,556) | (7,891) | (7,104) | (6,780) | (6,818) | (6,540) |
| | Frontier | 3,529 | 2,884 | 2,448 | 2,535 | 2,387 | 2,183 | 1,907 | 1,890 | 2,093 | 1,904 |
| | Lincoln Trail | 1,351 | 1,009 | 940 | 950 | 954 | 1,040 | 1,085 | 1,152 | 1,114 | 1,127 |
| | Olney Central | 2,051 | 1,927 | 1,500 | 1,744 | 1,606 | 1,733 | 1,550 | 1,481 | 1,536 | 1,486 |
| | Wabash Valley | 2,338 | 2,051 | 1,683 | 3,358 | 3,609 | 2,935 | 2,562 | 2,257 | 2,075 | 2,023 |
| 513 | Illinois Valley | 3,971 | 4,191 | 3,850 | 4,131 | 4,207 | 4,397 | 4,274 | 4,174 | 3,971 | 3,947 |
| 525 | Joliet | 9,303 | 9,440 | 9,454 | 9,567 | 9,645 | 10,043 | 10,427 | 10,336 | 10,369 | 10,248 |
| 520 | Kankakee | 3,431 | 3,774 | 3,473 | 3,456 | 3,789 | 4,043 | 4,025 | 3,888 | 3,853 | 3,924 |
| 501 | Kaskaskia | 3,142 | 2,874 | 2,806 | 3,269 | 3,269 | 3,581 | 3,322 | 3,379 | 3,247 | 2,916 |
| 523 | Kishwaukee | 2,937 | 2,867 | 3,113 | 2,960 | 3,035 | 3,340 | 3,270 | 3,243 | 3,244 | 3,268 |
| 532 | Lake County | 11,309 | 11,709 | 11,587 | 12,757 | 13,526 | 14,013 | 14,389 | 14,162 | 13,755 | 13,510 |
| 517 | Lake Land | 3,708 | 4,048 | 3,952 | 4,317 | 4,437 | 4,835 | 4,543 | 4,763 | 4,831 | 4,734 |
| 536 | Lewis & Clark | 4,914 | 5,268 | 5,012 | 5,450 | 5,886 | 5,763 | 5,853 | 5,441 | 5,534 | 5,303 |
| 526 | Lincoln Land | 7,538 | 7,645 | 7,848 | 7,802 | 7,717 | 8,363 | 8,708 | 7,943 | 8,220 | 8,609 |
| 530 | Logan | 3,870 | 4,688 | 5,183 | 5,307 | 5,216 | 5,730 | 5,542 | 5,440 | 5,469 | 5,432 |
| 528 | Mc Henry | 3,341 | 3,184 | 3,487 | 3,684 | 3,768 | 4,368 | 4,671 | 4,797 | 4,841 | 4,933 |
| 524 | Moraine Valley | 12,776 | 12,422 | 12,914 | 13,590 | 13,601 | 13,938 | 14,074 | 13,826 | 13,273 | 12,813 |
| 527 | Morton | 3,287 | 3,361 | 3,625 | 3,934 | 4,195 | 4,529 | 4,349 | 4,214 | 3,977 | 3,760 |
| 535 | Oakton | 10,804 | 11,553 | 11,596 | 12,290 | 12,395 | 13,473 | 13,349 | 12,796 | 11,634 | 12,074 |
| 505 | Parkland | 7,639 | 7,659 | 7,911 | 8,483 | 8,570 | 9,758 ** | 9,343 | 8,869 | 8,463 | 8,403 |
| 515 | Prairie State | 4,382 | 4,477 | 4,837 | 4,758 | 5,127 | 5,657 | 5,785 | 5,368 | 5,305 | 5,191 |
| 521 | Rend Lake | 3,215 | 2,878 | 3,148 | 3,293 | 3,766 | 3,229 | 2,966 | 3,092 | 3,551 | 3,438 |
| 537 | Richland | 3,249 | 3,323 | 3,743 | 3,889 | 3,801 | 3,850 | 4,110 | 3,950 | 3,801 | 3,384 |
| 511 | Rock Valley | 7,999 | 7,597 | 7,703 | 7,957 | 8,730 | 9,066 | 8,618 | 9,113 | 8,905 | 8,228 |
| 518 | Carl Sandburg | 2,439 | 2,607 | 2,826 | 2,598 | 2,639 | 2,663 | 2,569 | 2,591 | 2,541 | 2,765 |
| 506 | Sauk Valley | 2,614 | 3,058 | 2,769 | 2,724 | 3,109 | 3,136 | 2,912 | 2,790 | 2,646 | 2,724 |
| 531 | Shawnee | 2,200 | 1,700 | 1,433 | 1,376 | 1,575 | 1,818 | 1,943 | 2,021 | 2,182 | 2,119 |
| 510 | South Suburban | 6,474 | 7,260 | 8,263 | 8,685 | 8,581 | 10,605 | 9,369 | 9,107 | 8,997 | 7,648 |
| 533 | Southeastern | 2,383 | 2,536 | 2,756 | 2,896 | 3,032 | 3,292 | 2,802 | 2,925 | 2,648 | 2,643 |
| 534 | Spoon River | 1,809 | 1,683 | 1,723 | 1,746 | 1,970 | 2,061 | 2,189 | 2,077 | 1,860 | 1,950 |
| 601 | State Comm. Coll. | 1,324 | 1,173 | 1,184 | 1,041 | 1,236 | 1,119 | 1,268 | 1,255 | 982 | 886 |
| 504 | Triton | 17,871 | 18,022 | 17,691 | 16,625 | 16,759 | 16,767 | 16,804 | 15,308 | 15,485 | 15,362 |
| 516 | Waubonsee | 4,795 | 4,652 | 5,376 | 5,898 | 6,089 | 6,415 | 6,750 | 6,768 | 6,797 | 6,552 |
| 539 | John Wood | 3,504 | 2,950 | 2,695 | 3,005 | 2,743 | 2,512 | 2,293 | 2,140 | 1,943 | 2,030 |
| | TOTALS | 334,884 | 324,163 | 328,276 | 341,733 | 352,898 | 368,475 | 367,603 | 354,717 | 346,979 | 337,716 |

*Effective in fiscal year 1992, Black Hawk College was restructured as a single college district with two campuses.
**Includes enrollments from Heartland Community College.

NOTE: Fall 1989 increases at Illinois Eastern are attributable in part to a change in the start-up date of the coal mining technology program at Wabash Valley.

SOURCE OF DATA: Fall Enrollment '(E1 Records) - reflects enrollment as of the fall term census date '(end of registration). Will not reflect enrollments in courses that have a starting date later than the census date - particularly those in adult education.

Illinois Community College Board
Table I-11
SUMMARY OF OPENING FALL TERM STUDENT FTE ENROLLMENT
FALL 1986 THROUGH FALL 1995

| Dist No | District/College | 1986 FTE | 1987 FTE | 1988 FTE | 1989 FTE | 1990 FTE | 1991 FTE | 1992 FTE | 1993 FTE | 1994 FTE | 1995 FTE |
|---|---|---|---|---|---|---|---|---|---|---|---|
| 522 | Belleville | 5,246 | 5,284 | 5,780 | 5,992 | 6,548 | 6,997 | 7,375 | 7,130 | 6,947 | 6,818 |
| 503 | Black Hawk | (3,707) | (3,464) | (3,566) | (3,525) | (3,812) | 4,067 * | 4,320 | 4,134 | 4,209 | 3,906 |
| | East | 578 | 571 | 560 | 543 | 554 | --- | --- | --- | --- | --- |
| | Quad | 3,129 | 2,893 | 3,006 | 2,982 | 3,258 | --- | --- | --- | --- | --- |
| 508 | Chicago | (47,649) | (42,068) | (41,926) | (43,520) | (45,366) | (46,469) | (44,535) | (41,819) | (39,058) | (37,655) |
| | City-Wide | 6,131 | 2,971 | 4,894 | 4,929 | 3,993 | 2,727 | 2,036 | --- | --- | --- |
| | Daley | 4,462 | 3,540 | 3,573 | 3,752 | 4,191 | 4,553 | 4,332 | 4,086 | 4,383 | 4,221 |
| | Kennedy-King | 6,966 | 6,226 | 6,008 | 5,628 | 6,506 | 7,024 | 6,342 | 5,413 | 3,785 | 4,354 |
| | Malcolm-X | 8,386 | 8,948 | 7,661 | 7,133 | 7,328 | 8,033 | 8,796 | 7,962 | 6,441 | 6,167 |
| | Olive-Harvey | 5,549 | 5,273 | 5,402 | 5,496 | 5,825 | 5,225 | 5,280 | 4,381 | 4,076 | 4,080 |
| | Truman | 8,198 | 7,585 | 7,209 | 8,615 | 9,433 | 9,551 | 8,460 | 9,288 | 9,053 | 8,389 |
| | Washington | 4,182 | 3,874 | 3,721 | 3,763 | 3,820 | 4,067 | 3,919 | 5,243 | 5,451 | 4,385 |
| | Wilbur-Wright | 3,775 | 3,651 | 3,458 | 4,204 | 4,270 | 5,289 | 5,370 | 5,446 | 5,869 | 6,059 |
| 507 | Danville | 1,811 | 1,734 | 1,832 | 1,966 | 2,044 | 2,164 | 2,096 | 2,022 | 1,836 | 1,762 |
| 502 | DuPage | 11,774 | 12,475 | 13,584 | 14,499 | 15,035 | 15,758 | 16,251 | 16,091 | 15,829 | 15,573 |
| 509 | Elgin | 2,557 | 2,571 | 2,730 | 3,042 | 3,321 | 3,438 | 4,246 | 4,320 | 4,349 | 4,182 |
| 512 | Harper | 7,159 | 7,250 | 7,576 | 7,768 | 7,634 | 8,034 | 8,213 | 7,997 | 7,780 | 7,523 |
| 540 | Heartland | --- | --- | --- | --- | --- | --- | 1,149 | 1,181 | 1,403 | 1,614 |
| 519 | Highland | 1,377 | 1,402 | 1,454 | 1,538 | 1,568 | 1,580 | 1,665 | 1,508 | 1,433 | 1,355 |
| 514 | Illinois Central | 5,945 | 6,037 | 5,923 | 6,135 | 6,379 | 6,775 ** | 6,669 | 6,487 | 6,208 | 6,141 |
| 529 | Illinois Eastern | (4,396) | (3,307) | (2,991) | (3,445) | (3,689) | (3,854) | (3,643) | (3,419) | (3,473) | (3,278) |
| | Frontier | 1,058 | 666 | 599 | 615 | 675 | 694 | 619 | 555 | 577 | 491 |
| | Lincoln Trail | 872 | 596 | 548 | 639 | 664 | 736 | 796 | 766 | 751 | 725 |
| | Olney Central | 1,252 | 1,027 | 949 | 1,122 | 1,127 | 1,229 | 1,174 | 1,172 | 1,164 | 1,090 |
| | Wabash Valley | 1,214 | 1,018 | 895 | 1,069 | 1,223 | 1,195 | 1,054 | 926 | 981 | 972 |
| 513 | Illinois Valley | 2,303 | 2,356 | 2,298 | 2,422 | 2,420 | 2,499 | 2,514 | 2,439 | 2,268 | 2,221 |
| 525 | Joliet | 4,572 | 4,743 | 4,884 | 4,969 | 5,079 | 5,153 | 5,442 | 5,379 | 5,468 | 5,453 |
| 520 | Kankakee | 1,686 | 1,802 | 1,716 | 1,784 | 1,871 | 2,007 | 2,025 | 1,957 | 1,971 | 1,985 |
| 501 | Kaskaskia | 1,795 | 1,755 | 1,752 | 1,981 | 2,097 | 2,288 | 2,216 | 2,237 | 2,143 | 1,952 |
| 523 | Kishwaukee | 1,596 | 1,593 | 1,628 | 1,635 | 1,705 | 1,902 | 1,857 | 1,851 | 1,839 | 1,903 |
| 532 | Lake County | 4,694 | 4,762 | 4,897 | 5,407 | 5,649 | 5,781 | 5,924 | 5,847 | 5,796 | 5,837 |
| 517 | Lake Land | 2,225 | 2,378 | 2,451 | 2,666 | 2,740 | 3,055 | 2,979 | 3,030 | 2,930 | 2,970 |
| 536 | Lewis & Clark | 2,589 | 2,531 | 2,498 | 2,727 | 2,907 | 2,995 | 3,033 | 2,782 | 2,792 | 2,726 |
| 526 | Lincoln Land | 3,427 | 3,597 | 3,633 | 3,615 | 3,661 | 3,926 | 4,099 | 3,939 | 3,991 | 4,046 |
| 530 | Logan | 2,166 | 2,597 | 3,016 | 3,121 | 3,096 | 3,537 | 3,642 | 3,585 | 3,596 | 3,566 |
| 528 | Mc Henry | 1,329 | 1,318 | 1,426 | 1,586 | 1,623 | 1,916 | 2,091 | 2,145 | 2,234 | 2,326 |
| 524 | Moraine Valley | 6,480 | 6,243 | 6,775 | 6,979 | 7,244 | 7,544 | 7,576 | 7,371 | 7,186 | 7,078 |
| 527 | Morton | 1,445 | 1,449 | 1,503 | 1,691 | 1,842 | 1,994 | 1,802 | 1,810 | 1,709 | 1,576 |
| 535 | Oakton | 4,146 | 4,223 | 4,470 | 5,017 | 5,269 | 5,524 | 5,585 | 5,544 | 5,293 | 5,636 |
| 505 | Parkland | 4,088 | 4,041 | 4,328 | 4,738 | 4,837 | 5,568 ** | 5,473 | 5,287 | 5,105 | 5,001 |
| 515 | Prairie State | 2,080 | 2,181 | 2,320 | 2,325 | 2,442 | 2,698 | 2,765 | 2,601 | 2,559 | 2,525 |
| 521 | Rend Lake | 1,540 | 1,663 | 1,762 | 1,903 | 1,908 | 1,965 | 1,864 | 1,961 | 2,013 | 2,010 |
| 537 | Richland | 1,524 | 1,540 | 1,762 | 1,869 | 1,889 | 2,007 | 2,138 | 2,059 | 1,881 | 1,695 |
| 511 | Rock Valley | 3,548 | 3,487 | 3,565 | 3,736 | 4,051 | 4,171 | 4,291 | 4,320 | 4,157 | 3,955 |
| 518 | Carl Sandburg | 1,384 | 1,431 | 1,494 | 1,435 | 1,433 | 1,527 | 1,547 | 1,530 | 1,460 | 1,591 |
| 506 | Sauk Valley | 1,345 | 1,500 | 1,523 | 1,540 | 1,726 | 1,794 | 1,702 | 1,611 | 1,496 | 1,500 |
| 531 | Shawnee | 993 | 848 | 858 | 899 | 1,051 | 1,275 | 1,262 | 1,375 | 1,346 | 1,334 |
| 510 | South Suburban | 2,824 | 3,112 | 3,447 | 3,606 | 3,784 | 4,409 | 4,234 | 4,270 | 4,217 | 3,631 |
| 533 | Southeastern | 1,350 | 1,400 | 1,623 | 1,763 | 1,843 | 1,852 | 1,785 | 1,842 | 1,751 | 1,688 |
| 534 | Spoon River | 1,052 | 991 | 973 | 990 | 1,108 | 1,232 | 1,328 | 1,268 | 1,143 | 1,177 |
| 601 | State Comm. Coll. | 887 | 769 | 759 | 642 | 809 | 712 | 858 | 821 | 664 | 564 |
| 504 | Triton | 7,957 | 8,002 | 8,219 | 8,185 | 8,222 | 8,231 | 8,292 | 7,421 | 7,324 | 7,717 |
| 516 | Waubonsee | 1,998 | 1,927 | 2,194 | 2,466 | 2,558 | 2,686 | 2,860 | 2,957 | 2,948 | 2,855 |
| 539 | John Wood | 1,576 | 1,307 | 1,155 | 1,310 | 1,264 | 1,194 | 1,194 | 1,161 | 1,029 | 1,115 |
| | TOTALS | 166,220 | 161,138 | 166,291 | 174,437 | 181,524 | 190,578 | 192,540 | 186,508 | 180,834 | 177,440 |

*Effective in fiscal year 1992, Black Hawk College was restructured as a single college district with two campuses.
**Includes enrollments from Heartland Community College.

NOTE: Fall 1989 increases at Illinois Eastern are attributable in part to a change in the start-up date of the coal mining technology program at Wabash Valley.

SOURCE OF DATA: Fall Enrollment '(E1 Records) - reflects enrollment as of the fall term census date '(end of registration). Will not reflect enrollments in courses that have a starting date later than the census date - particularly those in adult education.

## Section II

## FACULTY AND STAFF DATA

The tables in this section present data regarding faculty and staff employed by the public community colleges of Illinois. The salary and staff data were collected in fall 1995 and reflect averages for fiscal year 1996. Employee groups exclude those persons who are employed predominantly to provide services at a correctional facility.

Descriptions of the employee groups used in this section are provided below. These categories correspond with *Fiscal Management Manual* salaries expenditures codes.

- Faculty are individuals who spend more than one-half of their workload in the activity of teaching and providing instruction to students.
- Administrative Staff are line officers of the college who manage, conduct, and administer programs, staff, and operations of the board of trustees.
- Classified Staff include clerical and custodial/maintenance staff. Clerical personnel engage in the process of keeping records and processing information upon the request and direction of college professional staff. Custodial/maintenance staff engage in housekeeping and the maintenance or repair of college facilities and equipment.
- Other (nonteaching) Professional Staff include professional/technical, academic support, and supervisory staff. Professional/technical staff have specialized skills but do not directly support the process of teaching. Academic support staff exercise professional judgement and discretion and directly support the teaching and learning process. Supervisory staff have the duty, responsibility, or authority to recommend the employment, transfer, suspension, dismissal, promotion, assignment, reward, or discipline of other staff individuals both full-and part-time.

Figure 2 shows the headcount distribution of community college employees statewide by employee group: faculty (56.23 percent), other nonteaching professionals (9.65 percent), classified (29.53 percent), and administrators (4.59 percent).

Table II-1 lists the number of instructional teaching faculty by sex and employment status employed during fall 1995. Of the 16,390 teaching faculty employed in fall 1995, 4,552 were full-time faculty.

Table II-2 shows the total number of administrative staff by sex and employment status.

Table II-3 lists the number of full-time and part-time nonteaching professional staff by sex and employment status employed in each community college. Table II-4 provides the same information for classified or civil service type staff.

The average contractual base salaries paid to full-time teaching faculty, full-time administrative staff, and full-time nonteaching professionals are shown in Table II-5.

Table II-6 identifies the average class size for on-campus lecture/discussion classes and laboratory classes. Table II-7 shows a percent distribution of on-campus classes by size for each community college.

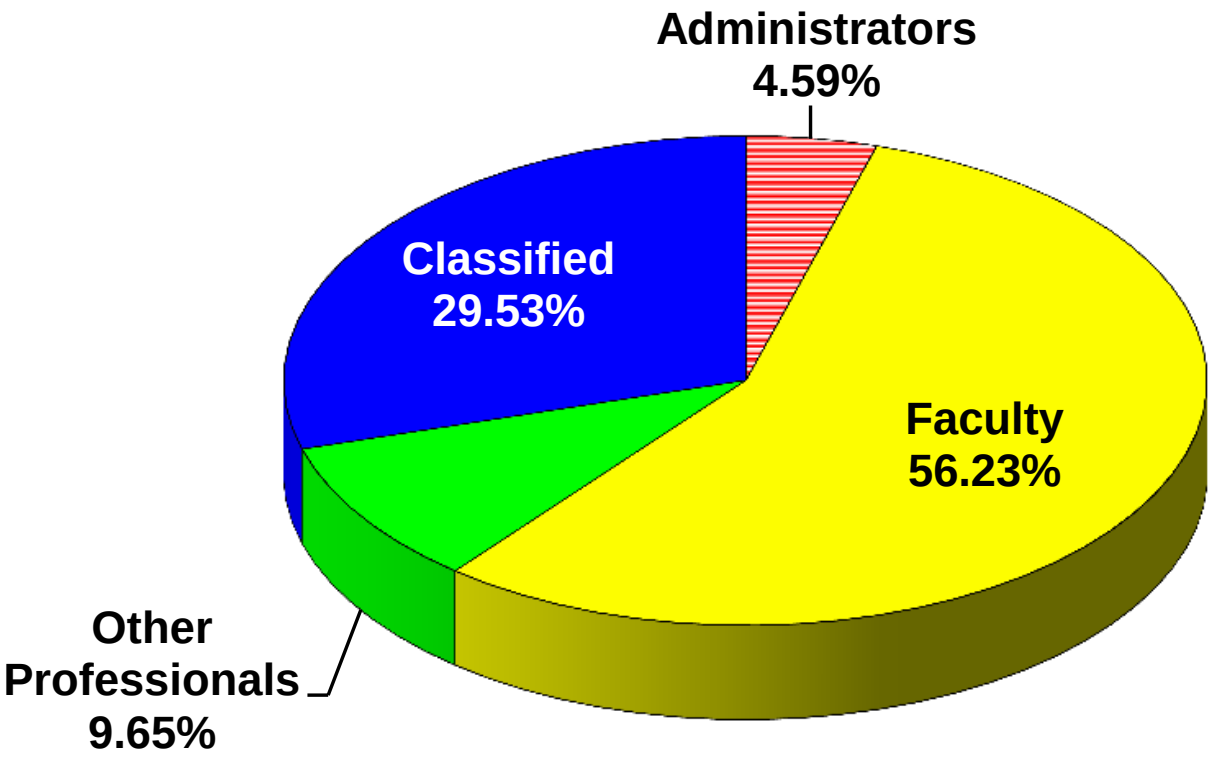


**Figure 2. Fall 1995 State Headcount Distribution of Employees by Employee Group**

Illinois Community College Board
Table II-1
SUMMARY OF INSTRUCTIONAL TEACHING FACULTY (9 AND 12 MOS.) EMPLOYED IN
ILLINOIS PUBLIC COMMUNITY COLLEGES BY SEX AND EMPLOYMENT STATUS DURING FALL 1995

| Dist. No. | District/College | Full-Time Male | Full-Time Female | Total Full-Time FTE | Part-Time Male | Part-Time Female | Total Part-Time FTE | Grand Total Headcount | Grand Total FTE |
|---|---|---|---|---|---|---|---|---|---|
| 522 | Belleville | 72 | 44 | 116 | 491 | 387 | 250 | 994 | 366 |
| 503 | Black Hawk | 69 | 63 | 132 | 119 | 207 | 210 | 458 | 342 |
| 508 | Chicago | (493) | (393) | (886) | (781) | (885) | (681) | (2,552) | (1,567) |
| | Daley | 70 | 37 | 107 | 95 | 88 | 66 | 290 | 173 |
| | Kennedy-King | 65 | 83 | 148 | 66 | 103 | 77 | 317 | 225 |
| | Malcolm X | 43 | 50 | 93 | 171 | 169 | 152 | 433 | 245 |
| | Olive-Harvey | 59 | 42 | 101 | 74 | 85 | 69 | 260 | 170 |
| | Truman | 78 | 67 | 145 | 132 | 191 | 139 | 468 | 284 |
| | Washington | 91 | 59 | 150 | 90 | 90 | 67 | 330 | 217 |
| | Wright | 87 | 55 | 142 | 153 | 159 | 111 | 454 | 253 |
| 507 | Danville | 28 | 28 | 56 | 24 | 44 | 21 | 124 | 77 |
| 502 | DuPage | 149 | 125 | 274 | 442 | 443 | 438 | 1159 | 712 |
| 509 | Elgin | 60 | 47 | 107 | 156 | 169 | 244 | 432 | 351 |
| 512 | Harper | 88 | 94 | 182 | 331 | 375 | 280 | 888 | 462 |
| 540 | Heartland | 13 | 18 | 31 | 90 | 90 | 90 | 211 | 121 |
| 519 | Highland | 35 | 14 | 49 | 41 | 73 | 4 | 163 | 53 |
| 514 | Illinois Central | 106 | 63 | 169 | 228 | 215 | 127 | 612 | 296 |
| 529 | Illinois Eastern | (67) | (40) | (107) | (118) | (158) | (105) | (383) | (212) |
| | Frontier | 1 | 2 | 3 | 59 | 88 | 50 | 150 | 53 |
| | Lincoln Trail | 14 | 9 | 23 | 21 | 25 | 18 | 69 | 41 |
| | Olney Central | 21 | 21 | 42 | 20 | 21 | 18 | 83 | 60 |
| | Wabash | 31 | 8 | 39 | 18 | 24 | 19 | 81 | 58 |
| 513 | Illinois Valley | 37 | 29 | 66 | 63 | 39 | 33 | 168 | 99 |
| 525 | Joliet | 93 | 52 | 145 | 223 | 163 | 33 | 531 | 178 |
| 520 | Kankakee | 27 | 25 | 52 | 44 | 46 | 32 | 142 | 84 |
| 501 | Kaskaskia | 36 | 19 | 55 | 63 | 70 | 30 | 188 | 85 |
| 523 | Kishwaukee | 33 | 34 | 67 | DNS | DNS | DNS | 67 | 67 |
| 532 | Lake County | 100 | 59 | 159 | 197 | 194 | 130 | 550 | 289 |
| 517 | Lake Land | 58 | 38 | 96 | 65 | 85 | 41 | 246 | 137 |
| 536 | Lewis & Clark | 41 | 34 | 75 | 138 | 146 | 70 | 359 | 145 |
| 526 | Lincoln Land | 65 | 47 | 112 | 136 | 103 | 62 | 351 | 174 |
| 530 | Logan | 50 | 45 | 95 | 56 | 68 | 56 | 219 | 151 |
| 528 | McHenry | 39 | 31 | 70 | 66 | 92 | 46 | 228 | 116 |
| 524 | Moraine Valley | 86 | 73 | 159 | 215 | 215 | 143 | 589 | 302 |
| 527 | Morton | 20 | 28 | 48 | 59 | 78 | 37 | 185 | 85 |
| 535 | Oakton | 57 | 73 | 130 | 263 | 210 | 176 | 603 | 306 |
| 505 | Parkland | 76 | 73 | 149 | 148 | 178 | 136 | 475 | 285 |
| 515 | Prairie State | 33 | 35 | 68 | 127 | 99 | 87 | 294 | 155 |
| 521 | Rend Lake | 30 | 29 | 59 | 37 | 52 | 36 | 148 | 95 |
| 537 | Richland | 32 | 16 | 48 | 76 | 77 | 111 | 201 | 159 |
| 511 | Rock Valley | 80 | 45 | 125 | 74 | 30 | 33 | 229 | 158 |
| 518 | Sandburg | 28 | 26 | 54 | 60 | 66 | 44 | 180 | 98 |
| 506 | Sauk Valley | 31 | 18 | 49 | 59 | 41 | 29 | 149 | 78 |
| 531 | Shawnee | 22 | 23 | 45 | 40 | 60 | 45 | 145 | 90 |
| 510 | South Suburban | 58 | 65 | 123 | 182 | 144 | 65 | 449 | 188 |
| 533 | Southeastern | 30 | 27 | 57 | 54 | 40 | 33 | 151 | 90 |
| 534 | Spoon River | 21 | 15 | 36 | 68 | 67 | 33 | 171 | 69 |
| 601 | State Comm. Colle | 8 | 15 | 23 | 40 | 10 | 30 | 73 | 53 |
| 504 | Triton | 102 | 61 | 163 | 268 | 195 | 142 | 626 | 305 |
| 516 | Waubonsee | 34 | 39 | 73 | 209 | 314 | 190 | 596 | 263 |
| 539 | Wood | 18 | 24 | 42 | 30 | 29 | 10 | 101 | 52 |
| | TOTALS | 2,525 | 2,027 | 4,552 | 5,881 | 5,957 | 4,363 | 16,390 | 8,915 |

DNS - Data Not Submitted
SOURCE OF DATA: Fiscal Year 1996 Salary Submission (C1 & C2)

Illinois Community College Board
Table II-2
SUMMARY OF ADMINISTRATIVE STAFF EMPLOYED IN
ILLINOIS PUBLIC COMMUNITY COLLEGES BY SEX AND EMPLOYMENT STATUS DURING FALL 1995

| Dist. No. | District/College | Full-Time Male | Full-Time Female | Total Full-Time FTE | Part-Time Male | Part-Time Female | Total Part-Time FTE | Grand Total Headcount | Grand Total FTE |
|---|---|---|---|---|---|---|---|---|---|
| 522 | Belleville | 24 | 8 | 32 | 30 | 44 | 34 | 106 | 66 |
| 503 | Black Hawk | 11 | 4 | 15 | 0 | 0 | 0 | 15 | 15 |
| 508 | Chicago* | (97) | (80) | (177) | (0) | (0) | (0) | (177) | (177) |
| | Daley | 8 | 6 | 14 | 0 | 0 | 0 | 14 | 14 |
| | Kennedy-King | 11 | 11 | 22 | 0 | 0 | 0 | 22 | 22 |
| | Malcolm X | 12 | 10 | 22 | 0 | 0 | 0 | 22 | 22 |
| | Olive-Harvey | 7 | 10 | 17 | 0 | 0 | 0 | 17 | 17 |
| | Truman | 10 | 11 | 21 | 0 | 0 | 0 | 21 | 21 |
| | Washington | 8 | 11 | 19 | 0 | 0 | 0 | 19 | 19 |
| | Wright | 12 | 3 | 15 | 0 | 0 | 0 | 15 | 15 |
| 507 | Danville | 17 | 15 | 32 | 0 | 0 | 0 | 32 | 32 |
| 502 | DuPage | 33 | 17 | 50 | 0 | 0 | 0 | 50 | 50 |
| 509 | Elgin | 19 | 11 | 30 | 0 | 0 | 0 | 30 | 30 |
| 512 | Harper | 21 | 13 | 34 | 0 | 0 | 0 | 34 | 34 |
| 540 | Heartland | 8 | 4 | 12 | 0 | 0 | 0 | 12 | 12 |
| 519 | Highland | 14 | 3 | 17 | 0 | 0 | 0 | 17 | 17 |
| 514 | Illinois Central | 22 | 14 | 36 | 0 | 0 | 0 | 36 | 36 |
| 529 | Illinois Eastern* | (14) | (16) | (30) | (0) | (0) | (0) | (30) | (30) |
| | Frontier | 4 | 3 | 7 | 0 | 0 | 0 | 7 | 7 |
| | Lincoln Trail | 4 | 2 | 6 | 0 | 0 | 0 | 6 | 6 |
| | Olney | 3 | 3 | 6 | 0 | 0 | 0 | 6 | 6 |
| | Wabash | 2 | 4 | 6 | 0 | 0 | 0 | 6 | 6 |
| 513 | Illinois Valley | 16 | 5 | 21 | 0 | 0 | 0 | 21 | 21 |
| 525 | Joliet | 29 | 34 | 63 | 3 | 3 | 3 | 69 | 66 |
| 520 | Kankakee | 24 | 24 | 48 | 0 | 0 | 0 | 48 | 48 |
| 501 | Kaskaskia | 11 | 15 | 26 | 1 | 1 | 1 | 28 | 27 |
| 523 | Kishwaukee | 7 | 6 | 13 | 0 | 0 | 0 | 13 | 13 |
| 532 | Lake County | 26 | 24 | 50 | 0 | 1 | 1 | 51 | 51 |
| 517 | Lake Land | 8 | 8 | 16 | 0 | 0 | 0 | 16 | 16 |
| 536 | Lewis & Clark | 14 | 6 | 20 | 0 | 0 | 0 | 20 | 20 |
| 526 | Lincoln Land | 26 | 19 | 45 | 0 | 2 | 2 | 47 | 47 |
| 530 | Logan | 18 | 6 | 24 | 0 | 0 | 0 | 24 | 24 |
| 528 | McHenry | 21 | 13 | 34 | 0 | 1 | 1 | 35 | 35 |
| 524 | Moraine Valley | 13 | 12 | 25 | 0 | 0 | 0 | 25 | 25 |
| 527 | Morton | 10 | 3 | 13 | 0 | 0 | 0 | 13 | 13 |
| 535 | Oakton | 15 | 13 | 28 | 0 | 0 | 0 | 28 | 28 |
| 505 | Parkland | 20 | 13 | 33 | 0 | 0 | 0 | 33 | 33 |
| 515 | Prairie State | 18 | 17 | 35 | 1 | 0 | 1 | 36 | 36 |
| 521 | Rend Lake | 18 | 6 | 24 | 0 | 0 | 0 | 24 | 24 |
| 537 | Richland | 10 | 7 | 17 | 1 | 0 | 0 | 18 | 17 |
| 511 | Rock Valley | 32 | 21 | 53 | 0 | 0 | 0 | 53 | 53 |
| 518 | Sandburg | 9 | 9 | 18 | 0 | 0 | 0 | 18 | 18 |
| 506 | Sauk Valley | 13 | 3 | 16 | 1 | 1 | 1 | 18 | 17 |
| 531 | Shawnee | 13 | 11 | 24 | 0 | 0 | 0 | 24 | 24 |
| 510 | South Suburban | 20 | 9 | 29 | 0 | 0 | 0 | 29 | 29 |
| 533 | Southeastern | 13 | 3 | 16 | 0 | 0 | 0 | 16 | 16 |
| 534 | Spoon River | 5 | 9 | 14 | 0 | 0 | 0 | 14 | 14 |
| 601 | State Comm. Colle | 6 | 8 | 14 | 0 | 0 | 0 | 14 | 14 |
| 504 | Triton | 8 | 17 | 25 | 0 | 0 | 0 | 25 | 25 |
| 516 | Waubonsee | 13 | 12 | 25 | 0 | 0 | 0 | 25 | 25 |
| 539 | Wood | 8 | 5 | 13 | 0 | 0 | 0 | 13 | 13 |
| | TOTALS | 724 | 523 | 1,247 | 37 | 53 | 44 | 1,337 | 1,291 |

*District Totals include central administration staff.
SOURCE OF DATA: Fiscal Year 1996 Salary Submission (C1 & C2)

Illinois Community College Board
Table II-3
SUMMARY OF OTHER NONTEACHING PROFESSIONAL* STAFF (9 AND 12 MONTH) EMPLOYED IN ILLINOIS PUBLIC COMMUNITY COLLEGES BY SEX AND EMPLOYMENT STATUS DURING FALL 1995

| Dist. No. | District/College | Full-Time Male | Full-Time Female | Total Full-Time FTE | Part-Time Male | Part-Time Female | Total Part-Time FTE | Grand Total Headcount | Grand Total FTE |
|---|---|---|---|---|---|---|---|---|---|
| 522 | Belleville | 19 | 46 | 65 | 8 | 11 | 7 | 84 | 72 |
| 503 | Black Hawk | 25 | 56 | 81 | 0 | 1 | 1 | 82 | 82 |
| 508 | Chicago** | (97) | (204) | (301) | (39) | (51) | (73) | (391) | (374) |
| | Daley | 6 | 17 | 23 | 4 | 12 | 15 | 39 | 38 |
| | Kennedy-King | 16 | 32 | 48 | 6 | 7 | 11 | 61 | 59 |
| | Malcolm X | 7 | 21 | 28 | 10 | 9 | 15 | 47 | 43 |
| | Olive-Harvey | 4 | 25 | 29 | 5 | 7 | 9 | 41 | 38 |
| | Truman | 16 | 28 | 44 | 7 | 8 | 13 | 59 | 57 |
| | Washington | 7 | 28 | 35 | 0 | 1 | 0 | 36 | 35 |
| | Wright | 5 | 15 | 20 | 4 | 7 | 9 | 31 | 29 |
| 507 | Danville | 10 | 22 | 32 | 0 | 0 | 0 | 32 | 32 |
| 502 | DuPage | 78 | 100 | 178 | 0 | 0 | 0 | 178 | 178 |
| 509 | Elgin | 34 | 35 | 69 | 9 | 2 | 6 | 80 | 75 |
| 512 | Harper | 51 | 85 | 136 | 4 | 12 | 10 | 152 | 146 |
| 540 | Heartland | 5 | 11 | 16 | 0 | 4 | 9 | 20 | 25 |
| 519 | Highland | 6 | 18 | 24 | 0 | 7 | 4 | 31 | 28 |
| 514 | Illinois Central | 35 | 61 | 96 | 37 | 37 | 21 | 170 | 117 |
| 529 | Illinois Eastern** | (16) | (23) | (39) | (0) | (0) | (0) | (39) | (39) |
| | Frontier | 4 | 4 | 8 | 0 | 0 | 0 | 8 | 8 |
| | Lincoln Trail | 2 | 4 | 6 | 0 | 0 | 0 | 6 | 6 |
| | Olney | 3 | 5 | 8 | 0 | 0 | 0 | 8 | 8 |
| | Wabash | 3 | 6 | 9 | 0 | 0 | 0 | 9 | 9 |
| 513 | Illinois Valley | 13 | 7 | 20 | 0 | 0 | 0 | 20 | 20 |
| 525 | Joliet | 19 | 15 | 34 | 33 | 50 | 16 | 117 | 50 |
| 520 | Kankakee | 10 | 28 | 38 | 0 | 0 | 0 | 38 | 38 |
| 501 | Kaskaskia | 3 | 2 | 5 | 3 | 4 | 2 | 12 | 7 |
| 523 | Kishwaukee | 11 | 37 | 48 | 0 | 0 | 0 | 48 | 48 |
| 532 | Lake County | 30 | 61 | 91 | 0 | 0 | 0 | 91 | 91 |
| 517 | Lake Land | 21 | 38 | 59 | 0 | 0 | 0 | 59 | 59 |
| 536 | Lewis & Clark | 25 | 46 | 71 | 0 | 0 | 0 | 71 | 71 |
| 526 | Lincoln Land | 13 | 43 | 56 | 3 | 19 | 8 | 78 | 64 |
| 530 | Logan | 28 | 45 | 73 | 1 | 3 | 2 | 77 | 75 |
| 528 | McHenry | 14 | 29 | 43 | 3 | 3 | 4 | 49 | 47 |
| 524 | Moraine Valley | 36 | 69 | 105 | 0 | 0 | 0 | 105 | 105 |
| 527 | Morton | 17 | 16 | 33 | 0 | 0 | 0 | 33 | 33 |
| 535 | Oakton | 28 | 72 | 100 | 0 | 6 | 2 | 106 | 102 |
| 505 | Parkland | 30 | 45 | 75 | 14 | 22 | 41 | 111 | 116 |
| 515 | Prairie State | 8 | 22 | 30 | 0 | 0 | 0 | 30 | 30 |
| 521 | Rend Lake | 11 | 31 | 42 | 0 | 0 | 0 | 42 | 42 |
| 537 | Richland | 9 | 19 | 28 | 7 | 8 | 8 | 43 | 36 |
| 511 | Rock Valley | 14 | 13 | 27 | 0 | 4 | 2 | 31 | 29 |
| 518 | Sandburg | 12 | 26 | 38 | 0 | 1 | 1 | 39 | 39 |
| 506 | Sauk Valley | 5 | 13 | 18 | 0 | 0 | 0 | 18 | 18 |
| 531 | Shawnee | 5 | 8 | 13 | 0 | 0 | 0 | 13 | 13 |
| 510 | South Suburban | 20 | 27 | 47 | 0 | 0 | 0 | 47 | 47 |
| 533 | Southeastern | 9 | 10 | 19 | 0 | 0 | 0 | 19 | 19 |
| 534 | Spoon River | 6 | 10 | 16 | 1 | 28 | 19 | 45 | 35 |
| 601 | State Comm. Colle | 9 | 13 | 22 | 0 | 0 | 0 | 22 | 22 |
| 504 | Triton | 37 | 45 | 82 | 0 | 0 | 0 | 82 | 82 |
| 516 | Waubonsee | 16 | 29 | 45 | 5 | 9 | 7 | 59 | 52 |
| 539 | Wood | 15 | 21 | 36 | 0 | 8 | 4 | 44 | 40 |
| | TOTALS | 850 | 1,507 | 2,357 | 167 | 290 | 247 | 2,814 | 2,604 |

*Other nonteaching professional staff include professional/technical, academic support, and supervisory staff.
**District Totals include central administration staff.
SOURCE OF DATA: Fiscal Year 1996 Salary Submission (C1 & C2)

Illinois Community College Board
Table II-4
SUMMARY OF CIVIL SERVICE OR CLASSIFIED STAFF EMPLOYED IN
ILLINOIS PUBLIC COMMUNITY COLLEGES BY SEX AND EMPLOYMENT STATUS DURING FALL 1995

| Dist. No. | District/College | Full-Time Male | Full-Time Female | Total Full-Time FTE | Part-Time Male | Part-Time Female | Total Part-Time FTE | Grand Total Headcount | Grand Total FTE |
|---|---|---|---|---|---|---|---|---|---|
| 522 | Belleville | 43 | 100 | 143 | 82 | 143 | 136 | 368 | 279 |
| 503 | Black Hawk | 34 | 82 | 116 | 29 | 102 | 44 | 247 | 160 |
| 508 | Chicago* | (92) | (446) | (538) | (684) | (645) | (732) | (1,867) | (1,270) |
| | Daley | 5 | 49 | 54 | 51 | 47 | 50 | 152 | 104 |
| | Kennedy-King | 8 | 56 | 64 | 133 | 102 | 149 | 299 | 213 |
| | Malcolm X | 11 | 45 | 56 | 92 | 95 | 114 | 243 | 170 |
| | Olive-Harvey | 8 | 57 | 65 | 89 | 74 | 81 | 228 | 146 |
| | Truman | 16 | 55 | 71 | 99 | 71 | 100 | 241 | 171 |
| | Washington | 11 | 65 | 76 | 74 | 120 | 85 | 270 | 161 |
| | Wright | 20 | 63 | 83 | 105 | 88 | 97 | 276 | 180 |
| 507 | Danville | 20 | 48 | 68 | 0 | 11 | 0 | 79 | 68 |
| 502 | DuPage | 72 | 116 | 188 | 67 | 235 | 134 | 490 | 322 |
| 509 | Elgin | 25 | 83 | 108 | 142 | 70 | 106 | 320 | 214 |
| 512 | Harper | 93 | 157 | 250 | 26 | 81 | 67 | 357 | 317 |
| 540 | Heartland | 1 | 19 | 20 | 0 | 2 | 1 | 22 | 21 |
| 519 | Highland | 18 | 29 | 47 | 2 | 12 | 6 | 61 | 53 |
| 514 | Illinois Central | 43 | 108 | 151 | 116 | 292 | 125 | 559 | 276 |
| 529 | Illinois Eastern* | (23) | (77) | (100) | (15) | (52) | (32) | (167) | (132) |
| | Frontier | 3 | 11 | 14 | 2 | 3 | 2 | 19 | 16 |
| | Lincoln Trail | 8 | 7 | 15 | 4 | 11 | 7 | 30 | 22 |
| | Olney | 6 | 17 | 23 | 4 | 20 | 12 | 47 | 35 |
| | Wabash | 4 | 12 | 16 | 4 | 10 | 6 | 30 | 22 |
| 513 | Illinois Valley | 19 | 45 | 64 | 4 | 13 | 10 | 81 | 74 |
| 525 | Joliet | 38 | 106 | 144 | 20 | 85 | 49 | 249 | 193 |
| 520 | Kankakee | 18 | 47 | 65 | 10 | 34 | 8 | 109 | 73 |
| 501 | Kaskaskia | 9 | 24 | 33 | 19 | 30 | 34 | 82 | 67 |
| 523 | Kishwaukee | 18 | 35 | 53 | 0 | 0 | 0 | 53 | 53 |
| 532 | Lake County | 54 | 106 | 160 | 4 | 38 | 21 | 202 | 181 |
| 517 | Lake Land | 13 | 46 | 59 | 19 | 52 | 23 | 130 | 82 |
| 536 | Lewis & Clark | 13 | 44 | 57 | 28 | 32 | 19 | 117 | 76 |
| 526 | Lincoln Land | 30 | 76 | 106 | 0 | 17 | 9 | 123 | 115 |
| 530 | Logan | 23 | 61 | 84 | 1 | 13 | 7 | 98 | 91 |
| 528 | McHenry | 19 | 33 | 52 | 7 | 71 | 42 | 130 | 94 |
| 524 | Moraine Valley | 29 | 104 | 133 | 12 | 57 | 69 | 202 | 202 |
| 527 | Morton | 16 | 23 | 39 | 34 | 49 | 26 | 122 | 65 |
| 535 | Oakton | 56 | 84 | 140 | 44 | 69 | 55 | 253 | 195 |
| 505 | Parkland | 31 | 77 | 108 | 2 | 13 | 8 | 123 | 116 |
| 515 | Prairie State | 15 | 54 | 69 | 0 | 7 | 4 | 76 | 73 |
| 521 | Rend Lake | 16 | 23 | 39 | 16 | 22 | 19 | 77 | 58 |
| 537 | Richland | 7 | 50 | 57 | 4 | 26 | 15 | 87 | 72 |
| 511 | Rock Valley | 41 | 95 | 136 | 21 | 24 | 23 | 181 | 159 |
| 518 | Sandburg | 15 | 37 | 52 | 1 | 6 | 4 | 59 | 56 |
| 506 | Sauk Valley | 15 | 28 | 43 | 2 | 9 | 7 | 54 | 50 |
| 531 | Shawnee | 11 | 28 | 39 | 5 | 12 | 9 | 56 | 48 |
| 510 | South Suburban | 22 | 79 | 101 | 2 | 4 | 5 | 107 | 106 |
| 533 | Southeastern | 7 | 30 | 37 | 0 | 0 | 0 | 37 | 37 |
| 534 | Spoon River | 9 | 22 | 31 | 5 | 20 | 20 | 56 | 51 |
| 601 | State Comm. College | 4 | 27 | 31 | 0 | 0 | 0 | 31 | 31 |
| 504 | Triton | 93 | 153 | 246 | 151 | 239 | 195 | 636 | 441 |
| 516 | Waubonsee | 7 | 53 | 60 | 157 | 265 | 143 | 482 | 203 |
| 539 | Wood | 4 | 27 | 31 | 5 | 22 | 14 | 58 | 45 |
| | TOTALS | 1,116 | 2,882 | 3,998 | 1,736 | 2,874 | 2,221 | 8,608 | 6,219 |

*District Totals include central administration staff.
SOURCE OF DATA: Fiscal Year 1996 Salary Submission (C1 & C2)

Illinois Community College Board
Table II-5
FISCAL YEAR 1996 AVERAGE CONTRACTUAL BASE SALARIES FOR FULL-TIME TEACHING FACULTY ( 9 MOS), ADMINISTRATIVE STAFF (12 MOS) AND NON-TEACHING PROFESSIONAL STAFF (12 MOS) IN ILLINOIS PUBLIC COMMUNITY COLLEGES

| Dist. No. | District | Average Salary 9-Month Faculty | 12-Month Administrative | 12-Month Other Professional* |
|---|---|---|---|---|
| 522 | Belleville | 48,753 | 57,918 | 33,970 |
| 503 | Black Hawk | 42,499 | 63,954 | 33,447 |
| 508 | Chicago | 54,445 | 59,189 | 34,970 |
| 507 | Danville | 36,031 | 44,959 | 27,053 |
| 502 | DuPage | 54,273 | 74,975 | 36,823 |
| 509 | Elgin | 57,189 | 63,847 | 39,809 |
| 512 | Harper | 57,446 | 77,081 | 41,627 |
| 540 | Heartland | 36,140 | 56,534 | 30,308 |
| 519 | Highland | 45,113 | 49,760 | 25,709 |
| 514 | Illinois Central | 42,174 | 60,146 | 30,535 |
| 529 | Illinois Eastern | 33,290 | 47,317 | 31,166 |
| 513 | Illinois Valley | 41,414 | 53,901 | 27,870 |
| 525 | Joliet | 50,239 | 45,214 | 27,686 |
| 520 | Kankakee | 42,769 | 43,038 | 25,442 |
| 501 | Kaskaskia | 40,704 | 37,096 | -- |
| 523 | Kishwaukee | 34,696 | 63,983 | 26,385 |
| 532 | Lake County | 64,345 | 61,664 | 36,668 |
| 517 | Lake Land | 38,709 | 56,335 | 36,370 |
| 536 | Lewis & Clark | 45,698 | 52,196 | 27,598 |
| 526 | Lincoln Land | 48,721 | 51,882 | 27,331 |
| 530 | Logan | 42,021 | 57,790 | 29,551 |
| 528 | McHenry | 44,873 | 56,788 | 29,991 |
| 524 | Moraine Valley | 48,205 | 64,079 | 31,126 |
| 527 | Morton | 49,706 | 66,847 | 27,185 |
| 535 | Oakton | 59,257 | 77,583 | 36,920 |
| 505 | Parkland | 45,980 | 61,213 | 31,524 |
| 515 | Prairie State | 45,713 | 44,919 | 25,984 |
| 521 | Rend Lake | 39,542 | 50,186 | 26,231 |
| 537 | Richland | 40,184 | 57,999 | 29,971 |
| 511 | Rock Valley | 45,005 | 48,286 | 41,351 |
| 518 | Sandburg | 37,810 | 46,780 | 25,385 |
| 506 | Sauk Valley | 38,289 | 54,660 | 33,111 |
| 531 | Shawnee | 35,500 | 39,520 | 27,898 |
| 510 | South Suburban | 47,312 | 64,028 | 28,070 |
| 533 | Southeastern | 38,946 | 48,673 | 33,146 |
| 534 | Spoon River | 35,227 | 46,222 | 29,146 |
| 601 | State Comm. Coll. | 35,504 | 45,128 | 32,034 |
| 504 | Triton | 56,900 | 64,479 | 41,697 |
| 516 | Waubonsee | 44,941 | 58,820 | 32,160 |
| 539 | Wood | -- | 50,299 | 30,088 |
| | AVERAGES | $ 48,843 | $ 56,092 | $ 33,164 |

*Nonteaching professional staff includes professional/technical, academic support, and supervisory staff who are not administrators.
-- = Not Applicable
SOURCE OF DATA: Fiscal Year 1996 Salary Submission (C1)

Illinois Community College Board
Table II-6
AVERAGE ON-CAMPUS CLASS BY TYPE*
FALL 1995

| Dist. No. | District/College | Lecture/ Discussion | Laboratory | Average Class Size** |
|---|---|---|---|---|
| 522 | Belleville | DNA | DNA | DNA |
| 503 | Black Hawk | DNA | DNA | DNA |
| 508 | Chicago | | | |
| | Daley | 26.7 | 19.6 | 23.5 |
| | Kennedy-King | 22.0 | DNA | 21.3 |
| | Malcolm X | 24.4 | DNA | 24.0 |
| | Olive-Harvey | 23.8 | DNA | 23.0 |
| | Truman | 23.8 | DNA | 22.0 |
| | Washington | 25.4 | DNA | 24.0 |
| | Wright | 27.8 | DNA | 27.8 |
| 507 | Danville | 16.8 | 4.0 | 16.5 |
| 502 | DuPage | 20.7 *** | 16.5 | 18.8 |
| 509 | Elgin | 20.0 *** | 14.6 | 17.4 |
| 512 | Harper | 24.6 | 17.7 | 21.3 |
| 540 | Heartland | DNA | DNA | DNA |
| 519 | Highland | 15.6 *** | 11.9 | 15.4 |
| 514 | Illinois Central | 21.7 | 13.7 | 18.4 |
| 529 | Illinois Eastern | | | |
| | Frontier | 13.1 | 8.5 | 12.0 |
| | Lincoln Trail | 14.5 | 10.5 | 13.1 |
| | Olney Central | 16.8 | 11.8 | 15.2 |
| | Wabash Valley | 15.7 | 13.1 | 14.8 |
| 513 | Illinois Valley | 21.0 | DNA | 21.0 |
| 525 | Joliet | 19.0 | DNA | 19.0 |
| 520 | Kankakee | 29.5 *** | 17.1 | 20.1 |
| 501 | Kaskaskia | 18.8 | 11.0 | 17.2 |
| 523 | Kishwaukee | 21.0 *** | 12.5 | 16.5 |
| 532 | Lake County | 20.2 | 15.3 | 19.5 |
| 517 | Lake Land | 21.6 | 18.4 | 20.8 |
| 536 | Lewis & Clark | 19.9 | 13.5 | 17.4 |
| 526 | Lincoln Land | DNA | DNA | DNA |
| 530 | Logan | 20.4 *** | 14.3 | 18.1 |
| 528 | McHenry | 23.6 | 15.7 | 20.6 |
| 524 | Moraine Valley | 22.9 *** | 15.7 | 18.9 |
| 527 | Morton | 19.9 | 11.2 | 18.5 |
| 535 | Oakton | 17.6 *** | 11.1 | 16.9 |
| 505 | Parkland | 17.5 | 20.0 | 17.5 |
| 515 | Prairie State | 24.0 *** | 15.4 | 17.8 |
| 521 | Rend Lake | 17.7 | 27.8 | 18.8 |
| 537 | Richland | 14.3 | 10.0 | 14.1 |
| 511 | Rock Valley | 22.5 | 15.5 | 19.5 |
| 518 | Sandburg | DNA | DNA | DNA |
| 506 | Sauk Valley | 18.9 | 12.0 | 15.9 |
| 531 | Shawnee | 16.0 | 11.3 | 15.5 |
| 510 | South Suburban | 17.8 *** | 9.9 | 16.4 |
| 533 | Southeastern | 12.5 | 12.4 | 15.5 |
| 534 | Spoon River | 17.6 | 13.2 | 16.1 |
| 601 | State Community | DNA | DNA | DNA |
| 504 | Triton | 19.0 | 11.8 | 18.0 |
| 516 | Waubonsee | 20.2 *** | 11.5 | 15.5 |
| 539 | Wood | DNA | DNA | DNA |
| | TOTALS | 20.2 | 13.8 | 18.4 |

*Adult Basic Education, Adult Secondary Education, and English as a Second Language classes are excluded.
**Averages computed on enrollment in all instructional types, excluding Adult Basic Education, Adult Secondary Education, English as a Second Language, independent study and classes with only one student.
***If class size was reported for lecture & discussion, the largest average is shown.
DNA = Data Not Available

SOURCE OF DATA: S3 and S6 Record Submissions

Illinois Community College Board
Table II-7
PERCENTAGE OF ON-CAMPUS CLASSES* BY CLASS SIZE CATEGORIES
FALL 1995

| Dist. No. | District/College | Class Size Categories 2-5 | 6-10 | 11-20 | 21-35 | 36-50 | 51-100 | Over 100 | Total Classes |
|---|---|---|---|---|---|---|---|---|---|
| 522 | Belleville | DNA | DNA | DNA | DNA | DNA | DNA | DNA | DNA |
| 503 | Black Hawk | DNA | DNA | DNA | DNA | DNA | DNA | DNA | DNA |
| 508 | Chicago | | | | | | | | |
| | Daley | 5 | 9 | 18 | 60 | 8 | 0 | 0 | 427 |
| | Kennedy-King | 4 | 8 | 34 | 48 | 6 | 0 | 0 | 252 |
| | Malcolm X | 1 | 10 | 18 | 68 | 4 | 0 | 0 | 271 |
| | Olive-Harvey | 3 | 7 | 22 | 65 | 3 | 0 | 0 | 315 |
| | Truman | 6 | 8 | 27 | 53 | 6 | 0 | 0 | 503 |
| | Washington | 6 | 5 | 15 | 71 | 4 | 0 | 0 | 539 |
| | Wright | 4 | 3 | 13 | 70 | 10 | 0 | 0 | 563 |
| 507 | Danville | 11 | 15 | 47 | 25 | 1 | 1 | 0 | 423 |
| 502 | DuPage | 12 | 12 | 34 | 39 | 2 | 1 | 0 | 2,405 |
| 509 | Elgin | 12 | 15 | 42 | 29 | 1 | 1 | 0 | 1,078 |
| 512 | Harper | 4 | 9 | 43 | 40 | 3 | 1 | 1 | 1,617 |
| 540 | Heartland | DNA | DNA | DNA | DNA | DNA | DNA | DNA | DNA |
| 519 | Highland | 10 | 28 | 38 | 20 | 4 | 0 | 0 | 470 |
| 514 | Illinois Central | 10 | 13 | 40 | 30 | 6 | 0 | 0 | 1,343 |
| 529 | Illinois Eastern | | | | | | | | |
| | Frontier | 15 | 36 | 38 | 9 | 1 | 1 | 0 | 95 |
| | Lincoln Trail | 21 | 22 | 42 | 11 | 3 | 1 | 0 | 232 |
| | Olney Central | 16 | 23 | 39 | 21 | 1 | 0 | 0 | 257 |
| | Wabash Valley | 13 | 26 | 38 | 21 | 2 | 0 | 0 | 244 |
| 513 | Illinois Valley | 11 | 14 | 31 | 31 | 9 | 2 | 1 | 441 |
| 525 | Joliet | 4 | 16 | 43 | 36 | 1 | 0 | 0 | 1,047 |
| 520 | Kankakee | 5 | 15 | 40 | 31 | 9 | 0 | 0 | 468 |
| 501 | Kaskaskia | 16 | 20 | 33 | 28 | 3 | 1 | 0 | 425 |
| 523 | Kishwaukee | 12 | 20 | 41 | 24 | 4 | 0 | 0 | 486 |
| 532 | Lake County | 5 | 11 | 40 | 43 | 0 | 0 | 0 | 1,094 |
| 517 | Lake Land | 4 | 6 | 37 | 51 | 1 | 0 | 0 | 559 |
| 536 | Lewis & Clark | 10 | 13 | 44 | 31 | 2 | 1 | 0 | 666 |
| 526 | Lincoln Land | DNA | DNA | DNA | DNA | DNA | DNA | DNA | DNA |
| 530 | Logan | 9 | 14 | 43 | 33 | 1 | 0 | 0 | 730 |
| 528 | McHenry | 6 | 11 | 30 | 48 | 4 | 0 | 0 | 516 |
| 524 | Moraine Valley | 10 | 14 | 31 | 45 | 1 | 0 | 0 | 1,582 |
| 527 | Morton | 8 | 20 | 29 | 40 | 2 | 1 | 0 | 364 |
| 535 | Oakton | 8 | 17 | 45 | 29 | 0 | 0 | 0 | 1,471 |
| 505 | Parkland | 6 | 18 | 47 | 28 | 1 | 0 | 0 | 1,148 |
| 515 | Prairie State | 7 | 17 | 39 | 34 | 2 | 0 | 0 | 625 |
| 521 | Rend Lake | 5 | 15 | 47 | 26 | 5 | 2 | 0 | 484 |
| 537 | Richland | 13 | 25 | 43 | 18 | 1 | 0 | 0 | 496 |
| 511 | Rock Valley | 7 | 12 | 40 | 32 | 8 | 0 | 0 | 853 |
| 518 | Sandburg | DNA | DNA | DNA | DNA | DNA | DNA | DNA | DNA |
| 506 | Sauk Valley | 15 | 21 | 37 | 23 | 3 | 1 | 0 | 423 |
| 531 | Shawnee | 18 | 31 | 29 | 13 | 7 | 1 | 1 | 360 |
| 510 | South Suburban | 14 | 15 | 40 | 28 | 3 | 0 | 0 | 980 |
| 533 | Southeastern | 18 | 25 | 34 | 18 | 5 | 1 | 0 | 382 |
| 534 | Spoon River | 15 | 21 | 37 | 27 | 0 | 0 | 0 | 204 |
| 601 | State Community | DNA | DNA | DNA | DNA | DNA | DNA | DNA | DNA |
| 504 | Triton | 7 | 16 | 41 | 32 | 3 | 1 | 0 | 1,841 |
| 516 | Waubonsee | 17 | 20 | 37 | 23 | 2 | 1 | 0 | 733 |
| 539 | Wood | DNA | DNA | DNA | DNA | DNA | DNA | DNA | DNA |
| | Averages/Total | 11 | 19 | 40 | 36 | 3 | 0 | 0 | 29,412 |

* All instructional type classes are reported, excluding ABE, ASE, ESL, independent study, and classes with only one student.
DNA = Data Not Available

SOURCE OF DATA: S3 and S6 Record Submissions

## Section III

## ANNUAL ENROLLMENT AND COMPLETION DATA

Section III includes data on annual enrollment and completions in fiscal year 1995 among Illinois public community colleges.

Table III-1 shows the annual unduplicated headcount enrollment by sex in Illinois public community colleges for fiscal year 1995.

Table III-2 shows the annual unduplicated headcount enrollment by program classification in Illinois public community colleges for fiscal year 1995.

Table III-3 contains more detailed data on fiscal year 1995 annual unduplicated enrollment through the use of the national program classification structure/classification of instructional program (PCS/CIP) coding system.

Table III-4 shows the fiscal year 1995 annual unduplicated enrollment by age category.

Table III-5 summarizes the fiscal year 1995 annual unduplicated enrollment by ethnic origin.

Table III-6 summarizes the highest degree previously earned for fiscal year 1995 Illinois public community college students.

Table III-7 lists the number of associate degrees awarded in transfer and general studies curricula and the number of general studies certificates awarded by each community college in fiscal year 1995.

Table III-8 shows the number of associate degrees and certificates awarded in occupational curricula and the number of vocational skills certificates awarded by each community college in fiscal year 1995.

Table III-9 contains the number of adult basic and adult secondary education certificates awarded in fiscal year 1995.

Table III-10 contains more detailed data on fiscal year 1995 annual completers through the use of the national program classification structure/classification of instructional program (PCS/CIP) coding system.

Illinois Community College Board
Table III-1
SUMMARY OF ANNUAL UNDUPLICATED HEADCOUNT ENROLLMENT BY SEX
FOR FISCAL YEAR 1995

| Dist No. | District/College | Male | Female | Total |
|---|---|---|---|---|
| 522 | Belleville | 10,236 | 13,173 | 23,409 |
| 503 | Black Hawk | 6,066 | 8,460 | 14,526 |
| 508 | Chicago | (73,946) | (86,091) | (160,037) |
| | Daley | 7,315 | 9,550 | 16,865 |
| | Kennedy-King | 5,372 | 9,262 | 14,634 |
| | Malcolm X | 17,785 | 13,211 | 30,996 |
| | Olive-Harvey | 5,063 | 7,885 | 12,948 |
| | Truman | 16,971 | 18,338 | 35,309 |
| | Washington | 11,701 | 14,577 | 26,278 |
| | Wilbur Wright | 9,739 | 13,268 | 23,007 |
| 507 | Danville | 1,612 | 3,045 | 4,657 |
| 502 | DuPage | 23,240 | 31,110 | 54,350 |
| 509 | Elgin | 7,481 | 9,079 | 16,560 |
| 512 | Harper | 11,809 | 15,601 | 27,410 |
| 540 | Heartland | 1838 | 2999 | 4,837 |
| 519 | Highland | 2,637 | 5,063 | 7,700 |
| 514 | Illinois Central | 8,271 | 10,841 | 19,112 |
| 529 | Illinois Eastern | (16,249) | (8,616) | (25,045) |
| | Frontier | 2,552 | 4,150 | 6,702 |
| | Lincoln Trail | 1,061 | 952 | 2,013 |
| | Olney Central | 823 | 1,418 | 2,241 |
| | Wabash | 11,993 | 2,096 | 14,089 |
| 513 | Illinois Valley | 2,837 | 3,711 | 6,548 |
| 525 | Joliet | 6,855 | 9,102 | 15,957 |
| 520 | Kankakee | 3,858 | 6,031 | 9,889 |
| 501 | Kaskaskia | 2,464 | 3,210 | 5,674 |
| 523 | Kishwaukee | 2,642 | 3,147 | 5,789 |
| 532 | Lake County | 10,432 | 13,741 | 24,173 |
| 517 | Lake Land | 4,803 | 4,442 | 9,245 |
| 536 | Lewis & Clark | 3,314 | 5,406 | 8,720 |
| 526 | Lincoln Land | 8,525 | 10,196 | 18,721 |
| 530 | Logan | 4,388 | 4,814 | 9,202 |
| 528 | McHenry | 4,138 | 5,596 | 9,734 |
| 524 | Moraine Valley | 9,477 | 13,119 | 22,596 |
| 527 | Morton | 2,929 | 3,972 | 6,901 |
| 535 | Oakton | 11,065 | 15,832 | 26,897 |
| 505 | Parkland | 6,073 | 8,320 | 14,393 |
| 515 | Prairie State | 4,153 | 5,735 | 9,888 |
| 521 | Rend Lake | 6,108 | 3,002 | 9,110 |
| 537 | Richland | 2,683 | 4,063 | 6,746 |
| 511 | Rock Valley | 5,930 | 7,985 | 13,915 |
| 518 | Sandburg | 2,488 | 3,109 | 5,597 |
| 506 | Sauk Valley | 1,790 | 2,721 | 4,511 |
| 531 | Shawnee | 1,474 | 2,417 | 3,891 |
| 510 | South Suburban | 6,428 | 10,940 | 17,368 |
| 533 | Southeastern | 3,733 | 2,411 | 6,144 |
| 534 | Spoon River | 1,596 | 2,363 | 3,959 |
| 601 | State Comm. College | 537 | 1,166 | 1,703 |
| 504 | Triton | 13,029 | 18,834 | 31,863 |
| 516 | Waubonsee | 4,710 | 6,688 | 11,398 |
| 539 | Wood | 1,394 | 2,674 | 4,068 |
| | TOTALS | 303,418 | 378,825 | 682,243 |

SOURCE OF DATA: A1 Record Submission

Illinois Community College Board
Table III-2
SUMMARY OF ANNUAL UNDUPLICATED HEADCOUNT ENROLLMENT
BY PROGRAM CLASSIFICATION
FOR FISCAL YEAR 1995

| Dist. No. | District/College | Bacc/ Transfer | Vocational | Occupational | ABE | ASE | General Studies | General Associates | Total |
|---|---|---|---|---|---|---|---|---|---|
| 522 | Belleville | 10,667 | 198 | 10,399 | 2,134 | 11 | 0 | 0 | 23,409 |
| 503 | Black Hawk | 5,377 | 1,592 | 4,561 | 1,527 | 982 | 454 | 33 | 14,526 |
| 508 | Chicago | (71,660) | (16,184) | (15,761) | (35,547) | (4,704) | (3,608) | (12,053) | (160,037) |
| | Daley | 10,811 | 988 | 2,185 | 2,508 | 56 | 140 | 177 | 16,865 |
| | Kennedy-King | 5,259 | 1,239 | 1,849 | 5,250 | 514 | 351 | 172 | 14,634 |
| | Malcolm X | 11,306 | 931 | 1,443 | 15,737 | 1,335 | 88 | 156 | 30,996 |
| | Olive-Harvey | 4,252 | 2,579 | 1,024 | 3,228 | 824 | 185 | 856 | 12,948 |
| | Truman | 21,713 | 1,933 | 1,891 | 4,243 | 213 | 1,151 | 4,165 | 35,309 |
| | Washington | 8,990 | 5,332 | 6,579 | 1,990 | 715 | 1,376 | 1,296 | 26,278 |
| | Wilbur Wright | 9,329 | 3,182 | 790 | 2,591 | 1,047 | 317 | 5,751 | 23,007 |
| 507 | Danville | 2,160 | 237 | 1,780 | 269 | 211 | 0 | 0 | 4,657 |
| 502 | DuPage | 15,305 | 12,929 | 12,218 | 3,946 | 1,080 | 8,503 | 369 | 54,350 |
| 509 | Elgin | 5,972 | 2,145 | 5,378 | 2,528 | 191 | 16 | 330 | 16,560 |
| 512 | Harper | 15,740 | 157 | 7,912 | 3,013 | 5 | 583 | 0 | 27,410 |
| 540 | Heartland | 4,110 | 127 | 593 | 2 | 5 | 0 | 0 | 4,837 |
| 519 | Highland | 1,650 | 3,046 | 1,226 | 485 | 227 | 1,038 | 28 | 7,700 |
| 514 | Illinois Central | 7,746 | 52 | 8,342 | 656 | 13 | 407 | 1,896 | 19,112 |
| 529 | Illinois Eastern | (4,758) | (4,056) | (15,282) | (409) | (206) | (19) | (315) | (25,045) |
| | Frontier | 1,510 | 3,572 | 1,172 | 265 | 85 | 6 | 92 | 6,702 |
| | Lincoln Trail | 1,048 | 168 | 629 | 81 | 52 | 8 | 27 | 2,013 |
| | Olney Central | 1,152 | 38 | 877 | 51 | 24 | 2 | 97 | 2,241 |
| | Wabash | 1,048 | 278 | 12,604 | 12 | 45 | 3 | 99 | 14,089 |
| 513 | Illinois Valley | 2,402 | 0 | 2,890 | 201 | 244 | 290 | 521 | 6,548 |
| 525 | Joliet | 9,224 | 123 | 4,879 | 942 | 330 | 247 | 212 | 15,957 |
| 520 | Kankakee | 2,015 | 1,466 | 3,359 | 1,133 | 446 | 1,116 | 354 | 9,889 |
| 501 | Kaskaskia | 1,634 | 205 | 1,759 | 97 | 491 | 560 | 928 | 5,674 |
| 523 | Kishwaukee | 3,063 | 8 | 1,460 | 643 | 357 | 258 | 0 | 5,789 |
| 532 | Lake County | 9,779 | 540 | 12,215 | 986 | 161 | 492 | 0 | 24,173 |
| 517 | Lake Land | 3,374 | 2,692 | 2,641 | 373 | 144 | 0 | 21 | 9,245 |
| 536 | Lewis & Clark | 3,215 | 91 | 3,770 | 371 | 407 | 364 | 502 | 8,720 |
| 526 | Lincoln Land | 15,086 | 327 | 2,888 | 0 | 13 | 407 | 0 | 18,721 |
| 530 | Logan | 4,778 | 410 | 3,423 | 213 | 378 | 0 | 0 | 9,202 |
| 528 | McHenry | 4,967 | 401 | 2,985 | 1,005 | 322 | 0 | 54 | 9,734 |
| 524 | Moraine Valley | 10,609 | 1,476 | 8,328 | 1,354 | 829 | 0 | 0 | 22,596 |
| 527 | Morton | 2,750 | 292 | 1,225 | 2,215 | 280 | 104 | 35 | 6,901 |
| 535 | Oakton | 12,773 | 5,128 | 5,653 | 3,006 | 313 | 24 | 0 | 26,897 |
| 505 | Parkland | 6,932 | 0 | 4,985 | 357 | 250 | 0 | 1,869 | 14,393 |
| 515 | Prairie State | 4,447 | 8 | 3,670 | 650 | 619 | 494 | 0 | 9,888 |
| 521 | Rend Lake | 2,818 | 4,036 | 1,929 | 148 | 179 | 0 | 0 | 9,110 |
| 537 | Richland | 3,393 | 1 | 2,398 | 791 | 77 | 82 | 4 | 6,746 |
| 511 | Rock Valley | 5,958 | 3,145 | 4,464 | 216 | 14 | 114 | 4 | 13,915 |
| 518 | Sandburg | 1,858 | 1,624 | 1,644 | 47 | 402 | 9 | 13 | 5,597 |
| 506 | Sauk Valley | 2,179 | 686 | 1,350 | 32 | 247 | 3 | 14 | 4,511 |
| 531 | Shawnee | 1,405 | 457 | 1,296 | 126 | 306 | 175 | 126 | 3,891 |
| 510 | South Suburban | 4,541 | 3,904 | 6,285 | 1,080 | 652 | 906 | 0 | 17,368 |
| 533 | Southeastern | 1,472 | 1,304 | 1,892 | 256 | 636 | 497 | 87 | 6,144 |
| 534 | Spoon River | 1,908 | 379 | 805 | 271 | 280 | 0 | 316 | 3,959 |
| 601 | State Comm. College | 720 | 98 | 587 | 95 | 174 | 29 | 0 | 1,703 |
| 504 | Triton | 7,837 | 10,513 | 8,270 | 1,873 | 1,293 | 1 | 2,076 | 31,863 |
| 516 | Waubonsee | 3,815 | 298 | 4,270 | 1,571 | 409 | 720 | 315 | 11,398 |
| 539 | Wood | 2,450 | 56 | 1,169 | 188 | 199 | 3 | 3 | 4,068 |
| | TOTALS | 282,547 | 80,391 | 185,941 | 70,756 | 18,087 | 21,523 | 22,998 | 682,243 |

SOURCE OF DATA: A1 Submission

Illinois Community College Board
Table III-3
ANNUAL UNDUPLICATED ENROLLMENT BY ACADEMIC PROGRAM BY COLLEGE
FOR FISCAL YEAR 1995

| Dist. No. | District/College | Associate in General Studies | Pre-Baccalaureate/Transfer Course Enrollees | Associate in Arts | Associate in Science | Associate in Arts & Science | Associate in Engineering Science | Agricultural Business & Mgmt., General 12 010101 | Agricultural Mechanics, General 12 010201 | Agricultural Production, General 12 101301 | Animal Production 12 010302 |
|---|---|---|---|---|---|---|---|---|---|---|---|
| 522 | Belleville | 0 | 5,625 | 2,416 | 2,626 | 0 | 0 | 11 | 0 | 0 | 0 |
| 503 | Black Hawk | 33 | 0 | 4,592 | 785 | 0 | 0 | 32 | 0 | 55 | 14 |
| 508 | Chicago | (12,573) | (4,725) | (60,760) | (6,175) | (0) | (0) | (0) | (0) | (0) | (0) |
| | Daley | 177 | 338 | 8,510 | 1,963 | 0 | 0 | 0 | 0 | 0 | 0 |
| | Kennedy-King | 172 | 34 | 4,418 | 807 | 0 | 0 | 0 | 0 | 0 | 0 |
| | Malcolm X | 156 | 184 | 9,529 | 1,593 | 0 | 0 | 0 | 0 | 0 | 0 |
| | Olive-Harvey | 856 | 636 | 3,342 | 274 | 0 | 0 | 0 | 0 | 0 | 0 |
| | Truman | 4,165 | 669 | 20,700 | 344 | 0 | 0 | 0 | 0 | 0 | 0 |
| | Washington | 1,296 | 1,918 | 5,966 | 1,106 | 0 | 0 | 0 | 0 | 0 | 0 |
| | Wilbur Wright | 5,751 | 946 | 8,295 | 88 | 0 | 0 | 0 | 0 | 0 | 0 |
| 507 | Danville | 0 | 292 | 556 | 1,312 | 0 | 0 | 6 | 8 | 0 | 0 |
| 502 | DuPage | 369 | 2,440 | 9,548 | 3,317 | 0 | 0 | 0 | 0 | 0 | 0 |
| 509 | Elgin | 330 | 85 | 3,047 | 2,840 | 0 | 0 | 0 | 0 | 0 | 0 |
| 512 | Harper | 0 | 8,399 | 6,156 | 1,185 | 0 | 0 | 0 | 0 | 0 | 0 |
| 540 | Heartland | 0 | 0 | 3,505 | 605 | 0 | 0 | 0 | 0 | 0 | 0 |
| 519 | Highland | 28 | 258 | 512 | 880 | 0 | 0 | 6 | 0 | 13 | 0 |
| 514 | Illinois Central | 1,896 | 2,700 | 0 | 0 | 5,032 | 14 | 42 | 40 | 0 | 0 |
| 529 | Illinois Eastern | (315) | (3,052) | (63) | (1,643) | (0) | (0) | (41) | (0) | (24) | (0) |
| | Frontier | 92 | 1,264 | 3 | 243 | 0 | 0 | 0 | 0 | 0 | 0 |
| | Lincoln Trail | 27 | 518 | 28 | 502 | 0 | 0 | 0 | 0 | 0 | 0 |
| | Olney Central | 97 | 585 | 15 | 552 | 0 | 0 | 0 | 0 | 0 | 0 |
| | Wabash | 99 | 685 | 17 | 346 | 0 | 0 | 41 | 0 | 24 | 0 |
| 513 | Illinois Valley | 521 | 637 | 1,261 | 497 | 0 | 7 | 0 | 4 | 2 | 0 |
| 525 | Joliet | 212 | 70 | 8,212 | 942 | 0 | 0 | 36 | 0 | 53 | 0 |
| 520 | Kankakee | 354 | 707 | 1,133 | 175 | 0 | 0 | 7 | 0 | 0 | 0 |
| 501 | Kaskaskia | 928 | 471 | 971 | 192 | 0 | 0 | 29 | 0 | 0 | 0 |
| 523 | Kishwaukee | 0 | 962 | 1,005 | 1,096 | 0 | 0 | 3 | 19 | 7 | 11 |
| 532 | Lake County | 0 | 3,238 | 3,208 | 3,299 | 0 | 34 | 0 | 0 | 0 | 0 |
| 517 | Lake Land | 21 | 1,285 | 728 | 1,355 | 0 | 6 | 27 | 60 | 46 | 4 |
| 536 | Lewis & Clark | 502 | 1,087 | 132 | 1,996 | 0 | 0 | 19 | 0 | 0 | 0 |
| 526 | Lincoln Land | 0 | 6,498 | 7,065 | 1,523 | 0 | 0 | 0 | 0 | 31 | 0 |
| 530 | Logan | 0 | 0 | 3,673 | 1,105 | 0 | 0 | 0 | 0 | 0 | 0 |
| 528 | McHenry | 54 | 2,576 | 362 | 2,029 | 0 | 0 | 0 | 0 | 0 | 0 |
| 524 | Moraine Valley | 0 | 4,638 | 4,412 | 1,559 | 0 | 0 | 0 | 0 | 0 | 0 |
| 527 | Morton | 35 | 2,446 | 233 | 71 | 0 | 0 | 0 | 0 | 0 | 0 |
| 535 | Oakton | 0 | 0 | 11,500 | 801 | 0 | 472 | 0 | 0 | 0 | 0 |
| 505 | Parkland | 1,869 | 3,159 | 2,078 | 1,695 | 0 | 0 | 48 | 0 | 0 | 25 |
| 515 | Prairie State | 0 | 0 | 3,885 | 562 | 0 | 0 | 0 | 0 | 0 | 0 |
| 521 | Rend Lake | 0 | 1,798 | 729 | 291 | 0 | 0 | 25 | 37 | 22 | 0 |
| 537 | Richland | 4 | 1,388 | 709 | 1,296 | 0 | 0 | 0 | 0 | 0 | 0 |
| 511 | Rock Valley | 4 | 549 | 4,150 | 1,259 | 0 | 0 | 0 | 0 | 0 | 0 |
| 518 | Sandburg | 13 | 262 | 857 | 739 | 0 | 0 | 0 | 0 | 14 | 0 |
| 506 | Sauk Valley | 14 | 474 | 294 | 1,411 | 0 | 0 | 0 | 0 | 0 | 0 |
| 531 | Shawnee | 126 | 329 | 487 | 589 | 0 | 0 | 6 | 0 | 1 | 0 |
| 510 | South Suburban | 0 | 1,281 | 1,925 | 1,335 | 0 | 0 | 0 | 0 | 0 | 0 |
| 533 | Southeastern | 87 | 627 | 445 | 400 | 0 | 0 | 0 | 27 | 0 | 0 |
| 534 | Spoon River | 316 | 740 | 866 | 302 | 0 | 0 | 0 | 23 | 18 | 0 |
| 601 | State Community | 0 | 55 | 374 | 291 | 0 | 0 | 0 | 0 | 0 | 0 |
| 504 | Triton | 2,076 | 2,368 | 2,867 | 2,602 | 0 | 0 | 0 | 0 | 0 | 0 |
| 516 | Waubonsee | 315 | 1,787 | 694 | 1,334 | 0 | 0 | 0 | 0 | 0 | 0 |
| 539 | Wood | 3 | 1,194 | 356 | 900 | 0 | 0 | 31 | 0 | 1 | 22 |
| | TOTALS | 10.425 | 60.425 | 95.006 | 45.196 | 5.032 | 533 | 369 | 218 | 287 | 76 |

SOURCE OF DATA: A1 Submission

Illinois Community College Board
Table III-3
ANNUAL UNDUPLICATED ENROLLMENT BY ACADEMIC PROGRAM BY COLLEGE
FOR FISCAL YEAR 1995

| Dist. No. | District/College | Crop Production Operations, & Mgmt. 12 010304 | Agricultural Food Prod. Process Oper/Mgmt. 12 010401 | Agricultural Services & Supplies, General 12 010501 | Horsehandling & Care 12 101507 | Horticulture, General 12 010601 | Arboriculture 12 010602 | Ornamental Horticulture 12 010603 | Greenhouse Operation & Management 12 010604 | Landscaping 12 010605 | Nursery Operation & Management 12 010606 |
|---|---|---|---|---|---|---|---|---|---|---|---|
| 522 | Belleville | 0 | 0 | 0 | 0 | 108 | 0 | 0 | 0 | 0 | 0 |
| 503 | Black Hawk | 0 | 0 | 0 | 53 | 35 | 0 | 0 | 0 | 0 | 0 |
| 508 | Chicago | (0) | (0) | (0) | (0) | (0) | (0) | (0) | (0) | (0) | (0) |
| | Daley | 0 | 0 | 0 | 0 | 0 | 0 | 0 | 0 | 0 | 0 |
| | Kennedy-King | 0 | 0 | 0 | 0 | 0 | 0 | 0 | 0 | 0 | 0 |
| | Malcolm X | 0 | 0 | 0 | 0 | 0 | 0 | 0 | 0 | 0 | 0 |
| | Olive-Harvey | 0 | 0 | 0 | 0 | 0 | 0 | 0 | 0 | 0 | 0 |
| | Truman | 0 | 0 | 0 | 0 | 0 | 0 | 0 | 0 | 0 | 0 |
| | Washington | 0 | 0 | 0 | 0 | 0 | 0 | 0 | 0 | 0 | 0 |
| | Wilbur Wright | 0 | 0 | 0 | 0 | 0 | 0 | 0 | 0 | 0 | 0 |
| 507 | Danville | 0 | 0 | 0 | 0 | 0 | 0 | 34 | 0 | 42 | 0 |
| 502 | DuPage | 0 | 0 | 0 | 0 | 217 | 0 | 34 | 14 | 12 | 7 |
| 509 | Elgin | 0 | 0 | 0 | 0 | 0 | 0 | 0 | 0 | 0 | 0 |
| 512 | Harper | 0 | 0 | 0 | 0 | 54 | 1 | 3 | 0 | 4 | 0 |
| 540 | Heartland | 0 | 0 | 0 | 0 | 0 | 0 | 0 | 0 | 0 | 0 |
| 519 | Highland | 0 | 0 | 0 | 0 | 0 | 0 | 0 | 0 | 0 | 0 |
| 514 | Illinois Central | 0 | 0 | 0 | 0 | 96 | 0 | 0 | 0 | 6 | 0 |
| 529 | Illinois Eastern | (0) | (0) | (0) | (0) | (51) | (0) | (0) | (0) | (0) | (0) |
| | Frontier | 0 | 0 | 0 | 0 | 0 | 0 | 0 | 0 | 0 | 0 |
| | Lincoln Trail | 0 | 0 | 0 | 0 | 51 | 0 | 0 | 0 | 0 | 0 |
| | Olney Central | 0 | 0 | 0 | 0 | 0 | 0 | 0 | 0 | 0 | 0 |
| | Wabash | 0 | 0 | 0 | 0 | 0 | 0 | 0 | 0 | 0 | 0 |
| 513 | Illinois Valley | 0 | 0 | 5 | 0 | 0 | 0 | 0 | 0 | 0 | 0 |
| 525 | Joliet | 0 | 0 | 0 | 0 | 197 | 0 | 16 | 4 | 6 | 1 |
| 520 | Kankakee | 0 | 0 | 0 | 0 | 0 | 0 | 0 | 0 | 0 | 0 |
| 501 | Kaskaskia | 0 | 0 | 0 | 0 | 25 | 0 | 0 | 0 | 0 | 0 |
| 523 | Kishwaukee | 0 | 0 | 0 | 0 | 16 | 0 | 16 | 15 | 32 | 0 |
| 532 | Lake County | 0 | 0 | 0 | 0 | 4 | 13 | 32 | 0 | 107 | 0 |
| 517 | Lake Land | 1 | 0 | 0 | 0 | 0 | 0 | 0 | 0 | 0 | 0 |
| 536 | Lewis & Clark | 0 | 0 | 0 | 0 | 0 | 0 | 0 | 0 | 0 | 0 |
| 526 | Lincoln Land | 0 | 0 | 0 | 0 | 0 | 0 | 0 | 0 | 0 | 0 |
| 530 | Logan | 0 | 0 | 0 | 0 | 0 | 0 | 0 | 0 | 0 | 0 |
| 528 | McHenry | 0 | 0 | 0 | 0 | 63 | 0 | 41 | 0 | 18 | 0 |
| 524 | Moraine Valley | 0 | 0 | 0 | 0 | 0 | 0 | 0 | 0 | 0 | 0 |
| 527 | Morton | 0 | 0 | 0 | 0 | 0 | 0 | 0 | 0 | 0 | 0 |
| 535 | Oakton | 0 | 0 | 0 | 0 | 0 | 0 | 0 | 0 | 0 | 0 |
| 505 | Parkland | 0 | 0 | 0 | 0 | 0 | 0 | 0 | 0 | 0 | 0 |
| 515 | Prairie State | 0 | 0 | 0 | 0 | 0 | 0 | 0 | 0 | 0 | 0 |
| 521 | Rend Lake | 0 | 0 | 0 | 0 | 21 | 0 | 0 | 0 | 0 | 0 |
| 537 | Richland | 0 | 3 | 3 | 0 | 43 | 0 | 0 | 0 | 0 | 0 |
| 511 | Rock Valley | 0 | 0 | 0 | 0 | 0 | 0 | 0 | 0 | 0 | 0 |
| 518 | Sandburg | 0 | 0 | 5 | 0 | 0 | 0 | 0 | 0 | 0 | 0 |
| 506 | Sauk Valley | 0 | 0 | 0 | 0 | 0 | 0 | 0 | 0 | 0 | 0 |
| 531 | Shawnee | 0 | 0 | 0 | 0 | 1 | 0 | 0 | 0 | 0 | 0 |
| 510 | South Suburban | 0 | 0 | 0 | 0 | 0 | 0 | 0 | 0 | 0 | 0 |
| 533 | Southeastern | 0 | 0 | 0 | 0 | 42 | 1 | 0 | 1 | 0 | 0 |
| 534 | Spoon River | 0 | 0 | 0 | 0 | 0 | 0 | 0 | 0 | 0 | 0 |
| 601 | State Community | 0 | 0 | 0 | 0 | 10 | 0 | 0 | 0 | 0 | 0 |
| 504 | Triton | 0 | 0 | 0 | 0 | 0 | 0 | 0 | 32 | 38 | 0 |
| 516 | Waubonsee | 0 | 0 | 0 | 0 | 0 | 0 | 0 | 0 | 0 | 0 |
| 539 | Wood | 0 | 0 | 0 | 0 | 0 | 0 | 0 | 0 | 0 | 0 |
| | TOTALS | 1 | 3 | 13 | 53 | 983 | 15 | 176 | 66 | 265 | 8 |

SOURCE OF DATA: A1 Submission

Illinois Community College Board
Table III-3
ANNUAL UNDUPLICATED ENROLLMENT BY ACADEMIC PROGRAM BY COLLEGE
FOR FISCAL YEAR 1995

| Dist. No. | District/College | Turf Management 12 010607 | Parks & Grounds Management 12 010610 | Agribusiness & Agricultural Production, Other 12 019999 | Forestry Production & Processing, General 12 030401 | Wildlife Management 12 030601 | Interior Architecture 12 040501 | Fashion Merchandising 12 080102 | Entrepreneurship 12 080301 | Financial Services Marketing, General 12 080401 | Food Products Retailing & Wholesaling Oper. 12 080601 |
|---|---|---|---|---|---|---|---|---|---|---|---|
| 522 | Belleville | 0 | 0 | 7 | 0 | 0 | 0 | 0 | 0 | 0 | 0 |
| 503 | Black Hawk | 0 | 0 | 0 | 0 | 0 | 0 | 23 | 0 | 0 | 0 |
| 508 | Chicago | (0) | (0) | (0) | (0) | (0) | (0) | (0) | (0) | (0) | (0) |
| | Daley | 0 | 0 | 0 | 0 | 0 | 0 | 0 | 0 | 0 | 0 |
| | Kennedy-King | 0 | 0 | 0 | 0 | 0 | 0 | 0 | 0 | 0 | 0 |
| | Malcolm X | 0 | 0 | 0 | 0 | 0 | 0 | 0 | 0 | 0 | 0 |
| | Olive-Harvey | 0 | 0 | 0 | 0 | 0 | 0 | 0 | 0 | 0 | 0 |
| | Truman | 0 | 0 | 0 | 0 | 0 | 0 | 0 | 0 | 0 | 0 |
| | Washington | 0 | 0 | 0 | 0 | 0 | 0 | 0 | 0 | 0 | 0 |
| | Wilbur Wright | 0 | 0 | 0 | 0 | 0 | 0 | 0 | 0 | 0 | 0 |
| 507 | Danville | 0 | 0 | 3 | 0 | 0 | 0 | 0 | 0 | 0 | 0 |
| 502 | DuPage | 9 | 0 | 0 | 0 | 0 | 0 | 65 | 0 | 0 | 6 |
| 509 | Elgin | 0 | 0 | 0 | 0 | 0 | 0 | 0 | 0 | 0 | 0 |
| 512 | Harper | 0 | 23 | 39 | 0 | 0 | 0 | 44 | 0 | 0 | 0 |
| 540 | Heartland | 0 | 0 | 0 | 0 | 0 | 0 | 0 | 0 | 0 | 0 |
| 519 | Highland | 0 | 0 | 2 | 0 | 0 | 0 | 0 | 0 | 0 | 0 |
| 514 | Illinois Central | 6 | 0 | 41 | 0 | 0 | 0 | 0 | 0 | 4 | 0 |
| 529 | Illinois Eastern | (0) | (0) | (6) | (0) | (0) | (0) | (0) | (0) | (0) | (0) |
| | Frontier | 0 | 0 | 0 | 0 | 0 | 0 | 0 | 0 | 0 | 0 |
| | Lincoln Trail | 0 | 0 | 0 | 0 | 0 | 0 | 0 | 0 | 0 | 0 |
| | Olney Central | 0 | 0 | 0 | 0 | 0 | 0 | 0 | 0 | 0 | 0 |
| | Wabash | 0 | 0 | 6 | 0 | 0 | 0 | 0 | 0 | 0 | 0 |
| 513 | Illinois Valley | 0 | 0 | 14 | 0 | 0 | 0 | 0 | 0 | 0 | 0 |
| 525 | Joliet | 0 | 0 | 0 | 0 | 0 | 0 | 38 | 0 | 0 | 7 |
| 520 | Kankakee | 0 | 0 | 4 | 0 | 0 | 0 | 0 | 0 | 0 | 0 |
| 501 | Kaskaskia | 0 | 0 | 0 | 0 | 0 | 0 | 3 | 0 | 0 | 0 |
| 523 | Kishwaukee | 47 | 0 | 32 | 0 | 0 | 0 | 0 | 0 | 0 | 0 |
| 532 | Lake County | 17 | 0 | 53 | 0 | 0 | 0 | 0 | 0 | 0 | 0 |
| 517 | Lake Land | 0 | 0 | 0 | 0 | 0 | 0 | 0 | 0 | 0 | 0 |
| 536 | Lewis & Clark | 15 | 0 | 23 | 0 | 0 | 0 | 0 | 0 | 0 | 0 |
| 526 | Lincoln Land | 0 | 0 | 0 | 0 | 0 | 0 | 0 | 0 | 0 | 0 |
| 530 | Logan | 0 | 0 | 0 | 0 | 0 | 0 | 20 | 0 | 0 | 0 |
| 528 | McHenry | 0 | 0 | 36 | 0 | 0 | 0 | 0 | 0 | 0 | 0 |
| 524 | Moraine Valley | 0 | 0 | 0 | 0 | 0 | 0 | 11 | 0 | 0 | 0 |
| 527 | Morton | 0 | 0 | 0 | 0 | 0 | 0 | 0 | 0 | 0 | 0 |
| 535 | Oakton | 0 | 0 | 0 | 0 | 0 | 4 | 0 | 0 | 5 | 0 |
| 505 | Parkland | 0 | 0 | 10 | 0 | 0 | 0 | 0 | 0 | 0 | 0 |
| 515 | Prairie State | 0 | 0 | 0 | 0 | 0 | 0 | 0 | 0 | 0 | 0 |
| 521 | Rend Lake | 0 | 0 | 7 | 0 | 0 | 0 | 0 | 0 | 0 | 0 |
| 537 | Richland | 0 | 0 | 0 | 0 | 0 | 0 | 0 | 0 | 0 | 0 |
| 511 | Rock Valley | 0 | 0 | 0 | 0 | 0 | 0 | 0 | 0 | 0 | 0 |
| 518 | Sandburg | 0 | 0 | 0 | 0 | 0 | 0 | 3 | 0 | 0 | 0 |
| 506 | Sauk Valley | 0 | 0 | 0 | 0 | 0 | 0 | 0 | 0 | 0 | 0 |
| 531 | Shawnee | 0 | 0 | 0 | 0 | 15 | 0 | 0 | 0 | 0 | 0 |
| 510 | South Suburban | 0 | 0 | 3 | 0 | 0 | 0 | 15 | 1 | 0 | 0 |
| 533 | Southeastern | 0 | 0 | 0 | 41 | 32 | 0 | 0 | 0 | 0 | 0 |
| 534 | Spoon River | 0 | 0 | 1 | 0 | 0 | 0 | 0 | 0 | 0 | 0 |
| 601 | State Community | 0 | 0 | 0 | 0 | 0 | 0 | 0 | 0 | 0 | 0 |
| 504 | Triton | 0 | 0 | 14 | 0 | 0 | 0 | 29 | 0 | 15 | 0 |
| 516 | Waubonsee | 0 | 0 | 0 | 0 | 0 | 0 | 1 | 0 | 0 | 0 |
| 539 | Wood | 0 | 0 | 34 | 0 | 0 | 0 | 0 | 0 | 0 | 0 |
| | TOTALS | 94 | 23 | 329 | 41 | 47 | 4 | 252 | 1 | 24 | 13 |

SOURCE OF DATA: A1 Submission

Illinois Community College Board
Table III-3
ANNUAL UNDUPLICATED ENROLLMENT BY ACADEMIC PROGRAM BY COLLEGE
FOR FISCAL YEAR 1995

| Dist. No. | District/College | Industrial Marketing 12 080702 | Retailing 12 080705 | General Marketing/Sales 12 080706 | Distribution Operations, General 12 080709 | Marketing-Recreational Services 12 080903 | Insurance Marketing 12 081001 | Travel Services Marketing 12 081105 | Automotive Vehicles/Accessories Marketing 12 081203 | Marketing & Distribution, Other 12 089999 | Advertising 12 090201 |
|---|---|---|---|---|---|---|---|---|---|---|---|
| 522 | Belleville | 0 | 8 | 73 | 0 | 0 | 0 | 0 | 0 | 16 | 0 |
| 503 | Black Hawk | 0 | 36 | 0 | 0 | 0 | 0 | 0 | 0 | 0 | 0 |
| 508 | Chicago | (0) | (1) | (123) | (0) | (0) | (0) | (34) | (0) | (0) | (20) |
| | Daley | 0 | 0 | 19 | 0 | 0 | 0 | 0 | 0 | 0 | 20 |
| | Kennedy-King | 0 | 0 | 9 | 0 | 0 | 0 | 0 | 0 | 0 | 0 |
| | Malcolm X | 0 | 0 | 4 | 0 | 0 | 0 | 0 | 0 | 0 | 0 |
| | Olive-Harvey | 0 | 0 | 4 | 0 | 0 | 0 | 0 | 0 | 0 | 0 |
| | Truman | 0 | 0 | 15 | 0 | 0 | 0 | 0 | 0 | 0 | 0 |
| | Washington | 0 | 1 | 59 | 0 | 0 | 0 | 34 | 0 | 0 | 0 |
| | Wilbur Wright | 0 | 0 | 13 | 0 | 0 | 0 | 0 | 0 | 0 | 0 |
| 507 | Danville | 0 | 0 | 114 | 0 | 0 | 0 | 0 | 0 | 20 | 0 |
| 502 | DuPage | 0 | 0 | 169 | 99 | 0 | 0 | 696 | 0 | 0 | 0 |
| 509 | Elgin | 0 | 3 | 8 | 0 | 0 | 0 | 174 | 0 | 0 | 0 |
| 512 | Harper | 3 | 3 | 121 | 132 | 0 | 16 | 0 | 0 | 21 | 0 |
| 540 | Heartland | 0 | 0 | 0 | 0 | 0 | 0 | 0 | 0 | 0 | 0 |
| 519 | Highland | 0 | 0 | 8 | 0 | 0 | 0 | 0 | 0 | 1 | 0 |
| 514 | Illinois Central | 0 | 0 | 91 | 5 | 0 | 0 | 0 | 0 | 286 | 0 |
| 529 | Illinois Eastern | (0) | (48) | (1) | (0) | (0) | (0) | (0) | (0) | (1) | (0) |
| | Frontier | 0 | 0 | 0 | 0 | 0 | 0 | 0 | 0 | 0 | 0 |
| | Lincoln Trail | 0 | 0 | 0 | 0 | 0 | 0 | 0 | 0 | 0 | 0 |
| | Olney Central | 0 | 0 | 0 | 0 | 0 | 0 | 0 | 0 | 0 | 0 |
| | Wabash | 0 | 48 | 1 | 0 | 0 | 0 | 0 | 0 | 1 | 0 |
| 513 | Illinois Valley | 0 | 0 | 27 | 0 | 0 | 0 | 0 | 0 | 8 | 0 |
| 525 | Joliet | 0 | 8 | 71 | 0 | 0 | 0 | 0 | 0 | 1 | 0 |
| 520 | Kankakee | 0 | 0 | 5 | 0 | 0 | 0 | 0 | 0 | 1 | 0 |
| 501 | Kaskaskia | 0 | 1 | 0 | 0 | 0 | 0 | 0 | 0 | 0 | 0 |
| 523 | Kishwaukee | 0 | 0 | 0 | 0 | 0 | 0 | 0 | 0 | 9 | 0 |
| 532 | Lake County | 0 | 23 | 63 | 0 | 0 | 0 | 0 | 0 | 9 | 0 |
| 517 | Lake Land | 0 | 120 | 0 | 0 | 0 | 0 | 0 | 0 | 0 | 0 |
| 536 | Lewis & Clark | 0 | 0 | 3 | 0 | 0 | 0 | 0 | 1 | 0 | 0 |
| 526 | Lincoln Land | 0 | 0 | 22 | 0 | 0 | 0 | 0 | 0 | 0 | 0 |
| 530 | Logan | 0 | 7 | 72 | 0 | 0 | 0 | 83 | 0 | 0 | 0 |
| 528 | McHenry | 0 | 0 | 25 | 0 | 0 | 0 | 0 | 0 | 175 | 0 |
| 524 | Moraine Valley | 0 | 48 | 0 | 2 | 19 | 0 | 203 | 0 | 0 | 0 |
| 527 | Morton | 0 | 0 | 2 | 0 | 0 | 0 | 0 | 0 | 0 | 0 |
| 535 | Oakton | 0 | 12 | 177 | 56 | 0 | 0 | 0 | 0 | 0 | 0 |
| 505 | Parkland | 0 | 11 | 49 | 5 | 0 | 0 | 46 | 0 | 32 | 27 |
| 515 | Prairie State | 0 | 0 | 2 | 0 | 0 | 0 | 0 | 0 | 0 | 0 |
| 521 | Rend Lake | 0 | 0 | 8 | 0 | 0 | 0 | 0 | 0 | 2 | 0 |
| 537 | Richland | 0 | 0 | 0 | 0 | 0 | 0 | 0 | 0 | 4 | 0 |
| 511 | Rock Valley | 0 | 0 | 61 | 0 | 0 | 0 | 0 | 0 | 0 | 0 |
| 518 | Sandburg | 0 | 0 | 25 | 0 | 0 | 0 | 0 | 0 | 0 | 0 |
| 506 | Sauk Valley | 0 | 0 | 21 | 0 | 0 | 0 | 0 | 0 | 0 | 0 |
| 531 | Shawnee | 0 | 0 | 0 | 0 | 0 | 0 | 0 | 0 | 0 | 0 |
| 510 | South Suburban | 0 | 0 | 93 | 0 | 0 | 0 | 0 | 0 | 2 | 0 |
| 533 | Southeastern | 0 | 0 | 0 | 0 | 0 | 0 | 0 | 0 | 0 | 0 |
| 534 | Spoon River | 0 | 0 | 0 | 0 | 0 | 0 | 0 | 0 | 10 | 0 |
| 601 | State Community | 0 | 0 | 0 | 0 | 0 | 0 | 0 | 0 | 0 | 0 |
| 504 | Triton | 0 | 10 | 66 | 30 | 0 | 0 | 0 | 0 | 10 | 0 |
| 516 | Waubonsee | 0 | 28 | 0 | 0 | 0 | 0 | 82 | 0 | 0 | 0 |
| 539 | Wood | 0 | 0 | 11 | 0 | 0 | 0 | 0 | 0 | 0 | 0 |
| | TOTALS | 3 | 367 | 1,511 | 329 | 19 | 16 | 1,318 | 1 | 608 | 47 |

SOURCE OF DATA: A1 Submission

Illinois Community College Board
Table III-3
ANNUAL UNDUPLICATED ENROLLMENT BY ACADEMIC PROGRAM BY COLLEGE
FOR FISCAL YEAR 1995

| Dist. No. | District/College | Print Journalism 12 090401 | Public Relations 12 090501 | Radio/Television, General 12 090701 | Educational Media Technology 12 100101 | Radio & Television Production 12 100104 | Vocational Media Course Enrollees 12 109999 | Funeral Services 12 120301 | Barbering 12 120402 | Cosmetology 12 120403 | Baker/Pastry Chef 12 120501 |
|---|---|---|---|---|---|---|---|---|---|---|---|
| 522 | Belleville | 0 | 0 | 0 | 0 | 0 | 0 | 0 | 0 | 81 | 0 |
| 503 | Black Hawk | 0 | 0 | 0 | 0 | 12 | 0 | 0 | 2 | 2 | 5 |
| 508 | Chicago | (0) | (0) | (105) | (0) | (0) | (0) | (62) | (0) | (406) | (22) |
| | Daley | 0 | 0 | 0 | 0 | 0 | 0 | 0 | 0 | 0 | 0 |
| | Kennedy-King | 0 | 0 | 105 | 0 | 0 | 0 | 0 | 0 | 0 | 1 |
| | Malcolm X | 0 | 0 | 0 | 0 | 0 | 0 | 62 | 0 | 0 | 0 |
| | Olive-Harvey | 0 | 0 | 0 | 0 | 0 | 0 | 0 | 0 | 0 | 0 |
| | Truman | 0 | 0 | 0 | 0 | 0 | 0 | 0 | 0 | 406 | 0 |
| | Washington | 0 | 0 | 0 | 0 | 0 | 0 | 0 | 0 | 0 | 21 |
| | Wilbur Wright | 0 | 0 | 0 | 0 | 0 | 0 | 0 | 0 | 0 | 0 |
| 507 | Danville | 0 | 0 | 0 | 0 | 0 | 0 | 0 | 0 | 0 | 0 |
| 502 | DuPage | 0 | 0 | 0 | 227 | 0 | 0 | 0 | 0 | 0 | 21 |
| 509 | Elgin | 0 | 0 | 0 | 0 | 0 | 0 | 0 | 0 | 0 | 1 |
| 512 | Harper | 64 | 0 | 0 | 0 | 0 | 0 | 0 | 0 | 0 | 3 |
| 540 | Heartland | 0 | 0 | 0 | 0 | 0 | 0 | 0 | 0 | 0 | 0 |
| 519 | Highland | 0 | 0 | 0 | 0 | 0 | 0 | 0 | 0 | 23 | 0 |
| 514 | Illinois Central | 0 | 0 | 0 | 0 | 0 | 0 | 0 | 0 | 0 | 0 |
| 529 | Illinois Eastern | (0) | (0) | (30) | (0) | (0) | (0) | (0) | (0) | (57) | (0) |
| | Frontier | 0 | 0 | 0 | 0 | 0 | 0 | 0 | 0 | 0 | 0 |
| | Lincoln Trail | 0 | 0 | 0 | 0 | 0 | 0 | 0 | 0 | 0 | 0 |
| | Olney Central | 0 | 0 | 0 | 0 | 0 | 0 | 0 | 0 | 37 | 0 |
| | Wabash | 0 | 0 | 30 | 0 | 0 | 0 | 0 | 0 | 20 | 0 |
| 513 | Illinois Valley | 0 | 0 | 0 | 0 | 0 | 0 | 0 | 0 | 0 | 0 |
| 525 | Joliet | 0 | 0 | 0 | 0 | 0 | 0 | 0 | 0 | 0 | 0 |
| 520 | Kankakee | 0 | 0 | 0 | 0 | 0 | 0 | 0 | 0 | 1 | 0 |
| 501 | Kaskaskia | 0 | 0 | 0 | 0 | 0 | 0 | 0 | 0 | 68 | 0 |
| 523 | Kishwaukee | 0 | 0 | 0 | 0 | 0 | 0 | 0 | 0 | 0 | 0 |
| 532 | Lake County | 0 | 0 | 0 | 0 | 0 | 0 | 0 | 0 | 0 | 0 |
| 517 | Lake Land | 0 | 0 | 34 | 0 | 0 | 0 | 0 | 0 | 77 | 0 |
| 536 | Lewis & Clark | 0 | 0 | 39 | 0 | 0 | 0 | 0 | 0 | 0 | 0 |
| 526 | Lincoln Land | 0 | 0 | 0 | 0 | 0 | 0 | 0 | 0 | 0 | 0 |
| 530 | Logan | 0 | 0 | 0 | 0 | 0 | 0 | 0 | 0 | 86 | 0 |
| 528 | McHenry | 0 | 0 | 0 | 0 | 0 | 0 | 0 | 0 | 0 | 0 |
| 524 | Moraine Valley | 0 | 0 | 0 | 0 | 0 | 8 | 0 | 0 | 0 | 5 |
| 527 | Morton | 0 | 0 | 0 | 0 | 0 | 0 | 0 | 0 | 0 | 0 |
| 535 | Oakton | 0 | 0 | 0 | 0 | 0 | 0 | 0 | 0 | 0 | 0 |
| 505 | Parkland | 15 | 8 | 40 | 0 | 5 | 8 | 0 | 0 | 0 | 0 |
| 515 | Prairie State | 0 | 0 | 0 | 0 | 0 | 0 | 0 | 0 | 0 | 0 |
| 521 | Rend Lake | 0 | 0 | 0 | 0 | 0 | 0 | 0 | 0 | 0 | 0 |
| 537 | Richland | 0 | 0 | 0 | 0 | 0 | 0 | 0 | 0 | 0 | 0 |
| 511 | Rock Valley | 0 | 0 | 0 | 0 | 0 | 0 | 0 | 0 | 0 | 0 |
| 518 | Sandburg | 0 | 0 | 0 | 0 | 0 | 0 | 0 | 0 | 52 | 0 |
| 506 | Sauk Valley | 0 | 0 | 0 | 0 | 0 | 0 | 0 | 0 | 0 | 0 |
| 531 | Shawnee | 0 | 0 | 0 | 0 | 0 | 0 | 0 | 0 | 30 | 0 |
| 510 | South Suburban | 0 | 0 | 0 | 0 | 0 | 4 | 0 | 0 | 90 | 0 |
| 533 | Southeastern | 0 | 0 | 0 | 0 | 0 | 0 | 0 | 0 | 98 | 0 |
| 534 | Spoon River | 0 | 0 | 0 | 0 | 0 | 0 | 0 | 0 | 0 | 0 |
| 601 | State Community | 0 | 0 | 0 | 0 | 0 | 0 | 0 | 0 | 0 | 0 |
| 504 | Triton | 0 | 0 | 0 | 0 | 4 | 0 | 0 | 0 | 0 | 0 |
| 516 | Waubonsee | 0 | 0 | 0 | 0 | 0 | 0 | 0 | 0 | 0 | 0 |
| 539 | Wood | 0 | 0 | 0 | 0 | 44 | 0 | 0 | 0 | 34 | 0 |
| | TOTALS | 79 | 8 | 248 | 227 | 65 | 20 | 62 | 2 | 1,105 | 57 |

SOURCE OF DATA: A1 Submission

Illinois Community College Board
Table III-3
ANNUAL UNDUPLICATED ENROLLMENT BY ACADEMIC PROGRAM BY COLLEGE
FOR FISCAL YEAR 1995

| Dist. No. | District/College | Culinary Arts/Chef Training 12 120503 | Food & Beverage/Restaurant Operations Manager 12 120504 | Teacher Assistant/Aide 12 131501 | Civil Technology 12 150201 | Computer Technology 12 150301 | Electronic Technology 12 150303 | Laser-Optic Technology 12 150304 | Telecommunication Electronics Technology 12 150310 | Biomedical Equipment Technology 12 150401 | Computer Servicing Technology 12 150402 |
|---|---|---|---|---|---|---|---|---|---|---|---|
| 522 | Belleville | 20 | 70 | 0 | 0 | 0 | 11 | 0 | 0 | 0 | 0 |
| 503 | Black Hawk | 51 | 9 | 0 | 20 | 0 | 0 | 0 | 0 | 0 | 47 |
| 508 | Chicago | (347) | (75) | (121) | (0) | (0) | (26) | (0) | (12) | (0) | (152) |
| | Daley | 0 | 0 | 0 | 0 | 0 | 0 | 0 | 12 | 0 | 60 |
| | Kennedy-King | 24 | 60 | 60 | 0 | 0 | 0 | 0 | 0 | 0 | 0 |
| | Malcolm X | 0 | 0 | 26 | 0 | 0 | 0 | 0 | 0 | 0 | 0 |
| | Olive-Harvey | 0 | 0 | 0 | 0 | 0 | 0 | 0 | 0 | 0 | 91 |
| | Truman | 0 | 0 | 0 | 0 | 0 | 26 | 0 | 0 | 0 | 0 |
| | Washington | 323 | 15 | 35 | 0 | 0 | 0 | 0 | 0 | 0 | 1 |
| | Wilbur Wright | 0 | 0 | 0 | 0 | 0 | 0 | 0 | 0 | 0 | 0 |
| 507 | Danville | 0 | 0 | 18 | 0 | 0 | 0 | 0 | 0 | 0 | 0 |
| 502 | DuPage | 99 | 91 | 0 | 0 | 0 | 231 | 0 | 0 | 0 | 83 |
| 509 | Elgin | 207 | 21 | 0 | 0 | 0 | 120 | 0 | 0 | 0 | 0 |
| 512 | Harper | 12 | 75 | 0 | 0 | 0 | 121 | 0 | 0 | 0 | 14 |
| 540 | Heartland | 0 | 0 | 0 | 0 | 0 | 24 | 0 | 0 | 0 | 0 |
| 519 | Highland | 0 | 11 | 0 | 0 | 0 | 30 | 0 | 0 | 0 | 0 |
| 514 | Illinois Central | 51 | 0 | 0 | 0 | 0 | 229 | 0 | 0 | 0 | 0 |
| 529 | Illinois Eastern | (55) | (0) | (40) | (0) | (0) | (75) | (0) | (0) | (0) | (0) |
| | Frontier | 0 | 0 | 24 | 0 | 0 | 0 | 0 | 0 | 0 | 0 |
| | Lincoln Trail | 55 | 0 | 16 | 0 | 0 | 0 | 0 | 0 | 0 | 0 |
| | Olney Central | 0 | 0 | 0 | 0 | 0 | 0 | 0 | 0 | 0 | 0 |
| | Wabash | 0 | 0 | 0 | 0 | 0 | 75 | 0 | 0 | 0 | 0 |
| 513 | Illinois Valley | 37 | 0 | 0 | 0 | 0 | 33 | 0 | 0 | 0 | 0 |
| 525 | Joliet | 211 | 54 | 77 | 0 | 0 | 188 | 0 | 0 | 0 | 0 |
| 520 | Kankakee | 0 | 0 | 0 | 0 | 0 | 106 | 0 | 0 | 0 | 0 |
| 501 | Kaskaskia | 14 | 0 | 15 | 0 | 0 | 105 | 0 | 0 | 0 | 0 |
| 523 | Kishwaukee | 0 | 0 | 0 | 0 | 0 | 21 | 0 | 0 | 0 | 0 |
| 532 | Lake County | 14 | 88 | 0 | 37 | 0 | 175 | 0 | 0 | 0 | 0 |
| 517 | Lake Land | 0 | 0 | 0 | 104 | 0 | 79 | 0 | 35 | 0 | 0 |
| 536 | Lewis & Clark | 0 | 23 | 38 | 0 | 0 | 0 | 0 | 0 | 0 | 0 |
| 526 | Lincoln Land | 0 | 0 | 41 | 24 | 0 | 121 | 0 | 0 | 0 | 0 |
| 530 | Logan | 0 | 0 | 18 | 0 | 0 | 95 | 0 | 0 | 0 | 0 |
| 528 | McHenry | 0 | 0 | 0 | 0 | 0 | 132 | 0 | 0 | 0 | 0 |
| 524 | Moraine Valley | 0 | 243 | 131 | 0 | 0 | 47 | 0 | 11 | 0 | 0 |
| 527 | Morton | 0 | 0 | 0 | 0 | 0 | 3 | 0 | 4 | 0 | 2 |
| 535 | Oakton | 0 | 52 | 0 | 0 | 0 | 231 | 0 | 0 | 34 | 4 |
| 505 | Parkland | 0 | 31 | 0 | 0 | 0 | 49 | 0 | 0 | 0 | 58 |
| 515 | Prairie State | 0 | 0 | 44 | 0 | 0 | 82 | 0 | 0 | 0 | 0 |
| 521 | Rend Lake | 60 | 0 | 0 | 0 | 106 | 9 | 0 | 0 | 0 | 0 |
| 537 | Richland | 0 | 0 | 0 | 0 | 0 | 0 | 0 | 0 | 0 | 0 |
| 511 | Rock Valley | 0 | 0 | 0 | 0 | 0 | 217 | 0 | 0 | 0 | 0 |
| 518 | Sandburg | 0 | 0 | 0 | 0 | 0 | 61 | 0 | 0 | 0 | 0 |
| 506 | Sauk Valley | 0 | 0 | 0 | 0 | 0 | 73 | 0 | 0 | 0 | 0 |
| 531 | Shawnee | 17 | 18 | 43 | 0 | 0 | 37 | 0 | 0 | 0 | 0 |
| 510 | South Suburban | 0 | 0 | 70 | 0 | 0 | 117 | 0 | 0 | 38 | 0 |
| 533 | Southeastern | 2 | 27 | 0 | 0 | 0 | 0 | 0 | 0 | 0 | 0 |
| 534 | Spoon River | 0 | 0 | 0 | 0 | 0 | 39 | 0 | 0 | 0 | 0 |
| 601 | State Community | 0 | 0 | 1 | 0 | 0 | 0 | 0 | 0 | 0 | 0 |
| 504 | Triton | 106 | 41 | 0 | 0 | 0 | 116 | 3 | 0 | 0 | 67 |
| 516 | Waubonsee | 0 | 0 | 0 | 0 | 0 | 69 | 0 | 0 | 0 | 0 |
| 539 | Wood | 5 | 0 | 0 | 0 | 0 | 0 | 0 | 0 | 0 | 0 |
| | TOTALS | 1.308 | 929 | 657 | 185 | 106 | 3.072 | 3 | 62 | 72 | 427 |

SOURCE OF DATA: A1 Submission

Illinois Community College Board
Table III-3
ANNUAL UNDUPLICATED ENROLLMENT BY ACADEMIC PROGRAM BY COLLEGE
FOR FISCAL YEAR 1995

| Dist No. | District/College | Electromechanical Technology 12 150403 | Instrumentation Technology 12 150404 | Robotics Technology 12 150405 | Fluid Power Technology 12 150410 | Automated Manufacturing Technology 12 150411 | Energy Conservation/Use Technology 12 150503 | Water/Wastewater Technology 12 150506 | Environmental & Pollution Tech/Technician 12 150507 | Industrial Technology 12 150603 | Corrosion Technology 12 150605 |
|---|---|---|---|---|---|---|---|---|---|---|---|
| 522 | Belleville | 0 | 0 | 0 | 0 | 0 | 0 | 0 | 0 | 40 | 0 |
| 503 | Black Hawk | 74 | 51 | 22 | 0 | 22 | 0 | 0 | 16 | 146 | 0 |
| 508 | Chicago | (0) | (0) | (0) | (0) | (0) | (0) | (0) | (53) | (0) | (0) |
| | Daley | 0 | 0 | 0 | 0 | 0 | 0 | 0 | 0 | 0 | 0 |
| | Kennedy-King | 0 | 0 | 0 | 0 | 0 | 0 | 0 | 0 | 0 | 0 |
| | Malcolm X | 0 | 0 | 0 | 0 | 0 | 0 | 0 | 0 | 0 | 0 |
| | Olive-Harvey | 0 | 0 | 0 | 0 | 0 | 0 | 0 | 0 | 0 | 0 |
| | Truman | 0 | 0 | 0 | 0 | 0 | 0 | 0 | 0 | 0 | 0 |
| | Washington | 0 | 0 | 0 | 0 | 0 | 0 | 0 | 0 | 0 | 0 |
| | Wilbur Wright | 0 | 0 | 0 | 0 | 0 | 0 | 0 | 53 | 0 | 0 |
| 507 | Danville | 0 | 0 | 0 | 0 | 0 | 0 | 0 | 0 | 22 | 0 |
| 502 | DuPage | 0 | 0 | 19 | 0 | 8 | 0 | 0 | 0 | 235 | 0 |
| 509 | Elgin | 0 | 0 | 0 | 0 | 22 | 0 | 0 | 0 | 0 | 0 |
| 512 | Harper | 7 | 0 | 0 | 0 | 20 | 0 | 0 | 0 | 2 | 0 |
| 540 | Heartland | 0 | 0 | 0 | 0 | 7 | 0 | 0 | 0 | 0 | 0 |
| 519 | Highland | 0 | 0 | 0 | 0 | 0 | 0 | 0 | 0 | 28 | 0 |
| 514 | Illinois Central | 0 | 0 | 28 | 0 | 6 | 0 | 10 | 0 | 61 | 0 |
| 529 | Illinois Eastern | (0) | (0) | (0) | (0) | (0) | (0) | (0) | (0) | (0) | (0) |
| | Frontier | 0 | 0 | 0 | 0 | 0 | 0 | 0 | 0 | 0 | 0 |
| | Lincoln Trail | 0 | 0 | 0 | 0 | 0 | 0 | 0 | 0 | 0 | 0 |
| | Olney Central | 0 | 0 | 0 | 0 | 0 | 0 | 0 | 0 | 0 | 0 |
| | Wabash | 0 | 0 | 0 | 0 | 0 | 0 | 0 | 0 | 0 | 0 |
| 513 | Illinois Valley | 0 | 0 | 11 | 0 | 6 | 0 | 0 | 0 | 0 | 0 |
| 525 | Joliet | 0 | 0 | 0 | 0 | 0 | 0 | 7 | 0 | 190 | 0 |
| 520 | Kankakee | 0 | 0 | 0 | 0 | 0 | 0 | 0 | 0 | 0 | 0 |
| 501 | Kaskaskia | 0 | 0 | 1 | 0 | 0 | 0 | 0 | 0 | 0 | 0 |
| 523 | Kishwaukee | 0 | 0 | 0 | 0 | 15 | 0 | 0 | 0 | 0 | 0 |
| 532 | Lake County | 3 | 0 | 0 | 0 | 18 | 0 | 32 | 0 | 0 | 0 |
| 517 | Lake Land | 22 | 0 | 0 | 0 | 0 | 0 | 17 | 0 | 0 | 0 |
| 536 | Lewis & Clark | 0 | 0 | 0 | 0 | 0 | 0 | 0 | 0 | 4 | 0 |
| 526 | Lincoln Land | 0 | 0 | 0 | 0 | 0 | 0 | 0 | 0 | 0 | 0 |
| 530 | Logan | 0 | 0 | 0 | 0 | 35 | 0 | 0 | 0 | 0 | 0 |
| 528 | McHenry | 0 | 0 | 0 | 0 | 0 | 0 | 0 | 0 | 7 | 0 |
| 524 | Moraine Valley | 0 | 53 | 0 | 0 | 11 | 5 | 0 | 0 | 30 | 3 |
| 527 | Morton | 0 | 0 | 0 | 0 | 0 | 0 | 0 | 0 | 0 | 0 |
| 535 | Oakton | 0 | 0 | 0 | 0 | 35 | 0 | 0 | 0 | 0 | 0 |
| 505 | Parkland | 0 | 0 | 0 | 0 | 0 | 0 | 0 | 0 | 9 | 0 |
| 515 | Prairie State | 0 | 0 | 0 | 0 | 0 | 0 | 0 | 0 | 28 | 0 |
| 521 | Rend Lake | 0 | 0 | 0 | 0 | 0 | 0 | 0 | 0 | 0 | 0 |
| 537 | Richland | 0 | 0 | 0 | 0 | 8 | 0 | 0 | 0 | 27 | 0 |
| 511 | Rock Valley | 0 | 0 | 0 | 9 | 0 | 0 | 0 | 0 | 143 | 0 |
| 518 | Sandburg | 0 | 0 | 0 | 0 | 0 | 0 | 0 | 0 | 7 | 0 |
| 506 | Sauk Valley | 0 | 0 | 0 | 0 | 0 | 0 | 0 | 0 | 3 | 0 |
| 531 | Shawnee | 0 | 0 | 0 | 0 | 0 | 0 | 1 | 0 | 0 | 0 |
| 510 | South Suburban | 0 | 0 | 4 | 0 | 10 | 0 | 0 | 0 | 0 | 0 |
| 533 | Southeastern | 0 | 0 | 0 | 0 | 0 | 0 | 0 | 0 | 0 | 0 |
| 534 | Spoon River | 0 | 0 | 0 | 0 | 0 | 0 | 0 | 0 | 0 | 0 |
| 601 | State Community | 0 | 0 | 0 | 0 | 0 | 0 | 0 | 0 | 0 | 0 |
| 504 | Triton | 0 | 0 | 16 | 0 | 122 | 0 | 0 | 0 | 0 | 0 |
| 516 | Waubonsee | 0 | 0 | 20 | 0 | 0 | 0 | 11 | 12 | 0 | 0 |
| 539 | Wood | 0 | 0 | 0 | 0 | 0 | 0 | 0 | 0 | 0 | 0 |
| | TOTALS | 106 | 104 | 121 | 9 | 345 | 5 | 78 | 81 | 982 | 3 |

SOURCE OF DATA: A1 Submission

Illinois Community College Board
Table III-3
ANNUAL UNDUPLICATED ENROLLMENT BY ACADEMIC PROGRAM BY COLLEGE
FOR FISCAL YEAR 1995

| Dist No. | District/College | Plastic Technology 12 150607 | Metallurgical Technology/ Technician 12 150611 | Occupational Safety & Health Technology 12 150701 | Quality Control Technology 12 150702 | Mechanical Design Technology 12 150805 | Computer-Aided Design 12 150810 | Microprecision Technology 12 150811 | Coal Mining Technology 12 150901 | Surveying 12 151102 | Engineering-Related Technologies Course Enrollees 12 159999 |
|---|---|---|---|---|---|---|---|---|---|---|---|
| 522 | Belleville | 0 | 0 | 0 | 0 | 0 | 0 | 0 | 0 | 0 | 181 |
| 503 | Black Hawk | 0 | 0 | 0 | 0 | 32 | 32 | 0 | 0 | 2 | 0 |
| 508 | Chicago | (0) | (0) | (0) | (0) | (0) | (13) | (0) | (0) | (0) | (81) |
| | Daley | 0 | 0 | 0 | 0 | 0 | 0 | 0 | 0 | 0 | 4 |
| | Kennedy-King | 0 | 0 | 0 | 0 | 0 | 0 | 0 | 0 | 0 | 2 |
| | Malcolm X | 0 | 0 | 0 | 0 | 0 | 0 | 0 | 0 | 0 | 3 |
| | Olive-Harvey | 0 | 0 | 0 | 0 | 0 | 0 | 0 | 0 | 0 | 4 |
| | Truman | 0 | 0 | 0 | 0 | 0 | 0 | 0 | 0 | 0 | 4 |
| | Washington | 0 | 0 | 0 | 0 | 0 | 13 | 0 | 0 | 0 | 28 |
| | Wilbur Wright | 0 | 0 | 0 | 0 | 0 | 0 | 0 | 0 | 0 | 36 |
| 507 | Danville | 0 | 0 | 0 | 0 | 0 | 23 | 0 | 0 | 0 | 68 |
| 502 | DuPage | 46 | 0 | 19 | 0 | 0 | 52 | 0 | 0 | 0 | 1,350 |
| 509 | Elgin | 102 | 53 | 0 | 0 | 0 | 242 | 0 | 0 | 0 | 0 |
| 512 | Harper | 0 | 0 | 0 | 0 | 57 | 14 | 0 | 0 | 0 | 300 |
| 540 | Heartland | 0 | 0 | 0 | 0 | 0 | 31 | 0 | 0 | 0 | 0 |
| 519 | Highland | 0 | 0 | 0 | 0 | 0 | 33 | 0 | 0 | 0 | 0 |
| 514 | Illinois Central | 0 | 0 | 0 | 0 | 69 | 17 | 0 | 0 | 0 | 81 |
| 529 | Illinois Eastern | (0) | (20) | (0) | (22) | (8) | (3) | (0) | (160) | (0) | (12,181) |
| | Frontier | 0 | 0 | 0 | 22 | 1 | 0 | 0 | 0 | 0 | 18 |
| | Lincoln Trail | 0 | 0 | 0 | 0 | 7 | 3 | 0 | 0 | 0 | 145 |
| | Olney Central | 0 | 20 | 0 | 0 | 0 | 0 | 0 | 0 | 0 | 66 |
| | Wabash | 0 | 0 | 0 | 0 | 0 | 0 | 0 | 160 | 0 | 11,952 |
| 513 | Illinois Valley | 7 | 0 | 0 | 4 | 56 | 15 | 0 | 0 | 0 | 82 |
| 525 | Joliet | 0 | 0 | 0 | 0 | 94 | 0 | 0 | 0 | 0 | 9 |
| 520 | Kankakee | 0 | 0 | 0 | 0 | 0 | 96 | 0 | 0 | 0 | 118 |
| 501 | Kaskaskia | 0 | 0 | 0 | 0 | 0 | 1 | 0 | 0 | 0 | 72 |
| 523 | Kishwaukee | 0 | 0 | 0 | 8 | 0 | 75 | 0 | 0 | 0 | 54 |
| 532 | Lake County | 0 | 0 | 0 | 0 | 40 | 115 | 0 | 0 | 0 | 644 |
| 517 | Lake Land | 0 | 0 | 0 | 0 | 11 | 32 | 0 | 0 | 0 | 0 |
| 536 | Lewis & Clark | 0 | 0 | 0 | 0 | 0 | 81 | 0 | 0 | 0 | 185 |
| 526 | Lincoln Land | 0 | 0 | 0 | 0 | 0 | 0 | 0 | 0 | 6 | 0 |
| 530 | Logan | 0 | 0 | 0 | 0 | 0 | 86 | 0 | 0 | 0 | 0 |
| 528 | McHenry | 0 | 0 | 0 | 0 | 24 | 52 | 0 | 0 | 0 | 143 |
| 524 | Moraine Valley | 0 | 0 | 0 | 118 | 225 | 20 | 0 | 0 | 0 | 782 |
| 527 | Morton | 0 | 0 | 0 | 0 | 0 | 13 | 0 | 0 | 0 | 701 |
| 535 | Oakton | 0 | 0 | 0 | 0 | 165 | 98 | 0 | 0 | 0 | 0 |
| 505 | Parkland | 0 | 0 | 0 | 0 | 0 | 32 | 1 | 0 | 0 | 204 |
| 515 | Prairie State | 0 | 0 | 0 | 0 | 52 | 13 | 0 | 0 | 0 | 0 |
| 521 | Rend Lake | 0 | 0 | 0 | 0 | 0 | 14 | 0 | 1 | 0 | 71 |
| 537 | Richland | 0 | 0 | 0 | 3 | 0 | 0 | 0 | 0 | 0 | 294 |
| 511 | Rock Valley | 0 | 0 | 0 | 101 | 0 | 225 | 0 | 0 | 0 | 1 |
| 518 | Sandburg | 0 | 0 | 0 | 0 | 21 | 10 | 0 | 0 | 0 | 0 |
| 506 | Sauk Valley | 0 | 0 | 1 | 10 | 50 | 9 | 0 | 0 | 0 | 0 |
| 531 | Shawnee | 0 | 0 | 0 | 0 | 0 | 0 | 0 | 0 | 0 | 0 |
| 510 | South Suburban | 0 | 0 | 0 | 0 | 0 | 74 | 0 | 0 | 0 | 19 |
| 533 | Southeastern | 0 | 0 | 0 | 0 | 0 | 0 | 0 | 2 | 37 | 0 |
| 534 | Spoon River | 0 | 0 | 0 | 0 | 0 | 0 | 0 | 0 | 0 | 105 |
| 601 | State Community | 0 | 0 | 0 | 0 | 0 | 0 | 0 | 0 | 0 | 0 |
| 504 | Triton | 1 | 32 | 2 | 0 | 49 | 112 | 0 | 0 | 0 | 233 |
| 516 | Waubonsee | 0 | 0 | 0 | 22 | 0 | 92 | 0 | 0 | 0 | 184 |
| 539 | Wood | 0 | 0 | 0 | 0 | 0 | 64 | 0 | 0 | 0 | 7 |
| | TOTALS | 156 | 105 | 22 | 288 | 953 | 1.789 | 1 | 163 | 45 | 18.150 |

SOURCE OF DATA: A1 Submission

Illinois Community College Board
Table III-3
ANNUAL UNDUPLICATED ENROLLMENT BY ACADEMIC PROGRAM BY COLLEGE
FOR FISCAL YEAR 1995

| Dist No. | District/College | Child Care & Development 12 200202 | Fashion Design & Coordination 12 200306 | Food Production/Management, General 12 200401 | Dietetic Aide/Assisting 12 200404 | Home Furnishings/Eqpmt. Installers & Consultants, Other 12 200501 | Elder Care Provider/Companion 12 200602 | Custodial Services 12 200604 | Home/Institutional Services Course Enrollees 12 209999 | Legal Assisting 12 220103 | Technical & Business Writing 12 231101 |
|---|---|---|---|---|---|---|---|---|---|---|---|
| 522 | Belleville | 224 | 0 | 0 | 0 | 0 | 0 | 0 | 367 | 0 | 0 |
| 503 | Black Hawk | 218 | 0 | 0 | 0 | 20 | 0 | 0 | 0 | 136 | 2 |
| 508 | Chicago | (1,493) | (0) | (1,408) | (67) | (0) | (1) | (0) | (0) | (0) | (0) |
| | Daley | 222 | 0 | 0 | 0 | 0 | 0 | 0 | 0 | 0 | 0 |
| | Kennedy-King | 249 | 0 | 30 | 0 | 0 | 0 | 0 | 0 | 0 | 0 |
| | Malcolm X | 168 | 0 | 49 | 67 | 0 | 0 | 0 | 0 | 0 | 0 |
| | Olive-Harvey | 189 | 0 | 0 | 0 | 0 | 0 | 0 | 0 | 0 | 0 |
| | Truman | 205 | 0 | 0 | 0 | 0 | 0 | 0 | 0 | 0 | 0 |
| | Washington | 460 | 0 | 1,307 | 0 | 0 | 1 | 0 | 0 | 0 | 0 |
| | Wilbur Wright | 0 | 0 | 22 | 0 | 0 | 0 | 0 | 0 | 0 | 0 |
| 507 | Danville | 57 | 0 | 0 | 0 | 0 | 0 | 0 | 0 | 0 | 0 |
| 502 | DuPage | 419 | 144 | 0 | 0 | 308 | 11 | 0 | 0 | 0 | 0 |
| 509 | Elgin | 8 | 0 | 0 | 0 | 0 | 3 | 0 | 0 | 252 | 0 |
| 512 | Harper | 209 | 76 | 0 | 64 | 181 | 0 | 0 | 271 | 344 | 0 |
| 540 | Heartland | 53 | 0 | 0 | 0 | 0 | 0 | 0 | 0 | 0 | 0 |
| 519 | Highland | 84 | 0 | 0 | 0 | 0 | 0 | 0 | 0 | 0 | 0 |
| 514 | Illinois Central | 313 | 0 | 0 | 5 | 55 | 0 | 0 | 18 | 210 | 0 |
| 529 | Illinois Eastern | (53) | (0) | (0) | (0) | (0) | (0) | (0) | (83) | (0) | (0) |
| | Frontier | 0 | 0 | 0 | 0 | 0 | 0 | 0 | 2 | 0 | 0 |
| | Lincoln Trail | 0 | 0 | 0 | 0 | 0 | 0 | 0 | 79 | 0 | 0 |
| | Olney Central | 0 | 0 | 0 | 0 | 0 | 0 | 0 | 0 | 0 | 0 |
| | Wabash | 53 | 0 | 0 | 0 | 0 | 0 | 0 | 2 | 0 | 0 |
| 513 | Illinois Valley | 84 | 0 | 0 | 0 | 0 | 0 | 44 | 210 | 0 | 0 |
| 525 | Joliet | 18 | 0 | 0 | 0 | 55 | 0 | 0 | 0 | 0 | 0 |
| 520 | Kankakee | 156 | 0 | 0 | 0 | 0 | 0 | 0 | 0 | 0 | 0 |
| 501 | Kaskaskia | 79 | 0 | 0 | 0 | 0 | 0 | 0 | 1 | 0 | 0 |
| 523 | Kishwaukee | 29 | 0 | 0 | 0 | 0 | 0 | 0 | 5 | 0 | 0 |
| 532 | Lake County | 228 | 0 | 0 | 0 | 0 | 0 | 0 | 1 | 0 | 30 |
| 517 | Lake Land | 83 | 0 | 0 | 0 | 0 | 0 | 0 | 0 | 0 | 0 |
| 536 | Lewis & Clark | 152 | 0 | 0 | 0 | 0 | 0 | 0 | 42 | 0 | 0 |
| 526 | Lincoln Land | 120 | 0 | 0 | 0 | 0 | 0 | 0 | 0 | 0 | 0 |
| 530 | Logan | 150 | 0 | 0 | 0 | 0 | 0 | 0 | 0 | 0 | 0 |
| 528 | McHenry | 113 | 0 | 0 | 0 | 0 | 0 | 0 | 31 | 0 | 0 |
| 524 | Moraine Valley | 428 | 0 | 0 | 0 | 0 | 0 | 0 | 0 | 0 | 0 |
| 527 | Morton | 0 | 0 | 0 | 0 | 0 | 0 | 0 | 0 | 0 | 0 |
| 535 | Oakton | 572 | 0 | 0 | 0 | 0 | 0 | 0 | 0 | 0 | 0 |
| 505 | Parkland | 177 | 0 | 0 | 0 | 0 | 0 | 0 | 87 | 0 | 0 |
| 515 | Prairie State | 192 | 0 | 0 | 0 | 83 | 0 | 0 | 0 | 0 | 0 |
| 521 | Rend Lake | 56 | 0 | 0 | 0 | 0 | 0 | 0 | 105 | 0 | 0 |
| 537 | Richland | 132 | 0 | 0 | 0 | 0 | 0 | 0 | 5 | 0 | 0 |
| 511 | Rock Valley | 181 | 0 | 0 | 0 | 0 | 0 | 0 | 0 | 0 | 6 |
| 518 | Sandburg | 76 | 0 | 0 | 0 | 0 | 0 | 41 | 0 | 0 | 0 |
| 506 | Sauk Valley | 82 | 0 | 0 | 0 | 0 | 0 | 0 | 0 | 0 | 0 |
| 531 | Shawnee | 71 | 0 | 0 | 1 | 0 | 0 | 0 | 0 | 0 | 0 |
| 510 | South Suburban | 187 | 0 | 0 | 0 | 0 | 0 | 0 | 2 | 311 | 0 |
| 533 | Southeastern | 62 | 0 | 0 | 0 | 0 | 0 | 0 | 0 | 0 | 0 |
| 534 | Spoon River | 0 | 0 | 0 | 0 | 0 | 0 | 0 | 0 | 0 | 0 |
| 601 | State Community | 125 | 0 | 0 | 0 | 0 | 0 | 0 | 0 | 0 | 0 |
| 504 | Triton | 330 | 0 | 0 | 0 | 31 | 0 | 0 | 39 | 0 | 0 |
| 516 | Waubonsee | 168 | 0 | 0 | 0 | 0 | 0 | 0 | 1 | 0 | 0 |
| 539 | Wood | 105 | 0 | 0 | 8 | 0 | 0 | 0 | 13 | 0 | 0 |
| | TOTALS | 7,287 | 220 | 1,408 | 145 | 733 | 15 | 85 | 1,281 | 1,253 | 38 |

SOURCE OF DATA: A1 Submission

Illinois Community College Board
Table III-3
ANNUAL UNDUPLICATED ENROLLMENT BY ACADEMIC PROGRAM BY COLLEGE
FOR FISCAL YEAR 1995

| Dist No. | District/College | Library Assisting 12 250301 | Library Course Enrollees 12 259999 | Parks, Recreation, & Leisure Facilities Mgmt. 12 310301 | Exercise Sciences/Physiology & Movement Studies 12 310505 | Biological Technology 12 410101 | Nuclear/Nuclear Power Tech/Technician 12 410205 | Chemical Technology 12 410301 | Corrections 12 430102 | Law Enforcement/Police Science 12 430107 | Security Services (Private) 12 430109 |
|---|---|---|---|---|---|---|---|---|---|---|---|
| 522 | Belleville | 0 | 0 | 0 | 0 | 0 | 0 | 3 | 0 | 608 | 18 |
| 503 | Black Hawk | 24 | 0 | 0 | 0 | 0 | 0 | 0 | 0 | 225 | 0 |
| 508 | Chicago | (10) | (0) | (4) | (0) | (26) | (0) | (18) | (62) | (461) | (12) |
| | Daley | 0 | 0 | 0 | 0 | 0 | 0 | 0 | 0 | 288 | 5 |
| | Kennedy-King | 0 | 0 | 3 | 0 | 0 | 0 | 0 | 0 | 1 | 0 |
| | Malcolm X | 0 | 0 | 0 | 0 | 0 | 0 | 0 | 0 | 0 | 0 |
| | Olive-Harvey | 0 | 0 | 0 | 0 | 0 | 0 | 0 | 0 | 7 | 0 |
| | Truman | 0 | 0 | 0 | 0 | 26 | 0 | 18 | 0 | 34 | 0 |
| | Washington | 0 | 0 | 1 | 0 | 0 | 0 | 0 | 62 | 80 | 6 |
| | Wilbur Wright | 10 | 0 | 0 | 0 | 0 | 0 | 0 | 0 | 51 | 1 |
| 507 | Danville | 0 | 0 | 0 | 0 | 0 | 0 | 0 | 0 | 114 | 0 |
| 502 | DuPage | 142 | 0 | 31 | 0 | 0 | 0 | 0 | 0 | 361 | 0 |
| 509 | Elgin | 0 | 0 | 0 | 0 | 0 | 0 | 0 | 0 | 70 | 0 |
| 512 | Harper | 0 | 0 | 0 | 88 | 0 | 0 | 0 | 0 | 402 | 2 |
| 540 | Heartland | 0 | 0 | 0 | 0 | 0 | 0 | 0 | 0 | 0 | 0 |
| 519 | Highland | 0 | 0 | 0 | 0 | 0 | 0 | 0 | 0 | 0 | 0 |
| 514 | Illinois Central | 23 | 13 | 0 | 0 | 0 | 0 | 0 | 0 | 399 | 5 |
| 529 | Illinois Eastern | (0) | (0) | (0) | (0) | (0) | (0) | (0) | (0) | (79) | (0) |
| | Frontier | 0 | 0 | 0 | 0 | 0 | 0 | 0 | 0 | 12 | 0 |
| | Lincoln Trail | 0 | 0 | 0 | 0 | 0 | 0 | 0 | 0 | 0 | 0 |
| | Olney Central | 0 | 0 | 0 | 0 | 0 | 0 | 0 | 0 | 67 | 0 |
| | Wabash | 0 | 0 | 0 | 0 | 0 | 0 | 0 | 0 | 0 | 0 |
| 513 | Illinois Valley | 0 | 0 | 0 | 0 | 0 | 0 | 0 | 0 | 112 | 0 |
| 525 | Joliet | 4 | 0 | 0 | 0 | 0 | 65 | 0 | 62 | 155 | 0 |
| 520 | Kankakee | 0 | 0 | 0 | 0 | 0 | 0 | 0 | 0 | 227 | 0 |
| 501 | Kaskaskia | 0 | 0 | 0 | 0 | 0 | 0 | 0 | 0 | 173 | 0 |
| 523 | Kishwaukee | 0 | 0 | 0 | 0 | 0 | 0 | 0 | 0 | 47 | 0 |
| 532 | Lake County | 35 | 0 | 0 | 0 | 0 | 0 | 40 | 10 | 247 | 3 |
| 517 | Lake Land | 0 | 0 | 0 | 0 | 0 | 0 | 0 | 0 | 73 | 0 |
| 536 | Lewis & Clark | 16 | 0 | 0 | 0 | 0 | 0 | 0 | 0 | 161 | 5 |
| 526 | Lincoln Land | 0 | 0 | 0 | 0 | 0 | 0 | 0 | 43 | 539 | 16 |
| 530 | Logan | 0 | 0 | 0 | 0 | 0 | 0 | 0 | 0 | 355 | 0 |
| 528 | McHenry | 0 | 0 | 0 | 0 | 0 | 0 | 0 | 0 | 84 | 0 |
| 524 | Moraine Valley | 0 | 0 | 46 | 0 | 0 | 0 | 0 | 0 | 816 | 164 |
| 527 | Morton | 0 | 0 | 0 | 0 | 0 | 0 | 0 | 0 | 48 | 0 |
| 535 | Oakton | 0 | 0 | 0 | 0 | 0 | 0 | 1 | 0 | 291 | 0 |
| 505 | Parkland | 0 | 0 | 0 | 0 | 0 | 0 | 0 | 0 | 192 | 0 |
| 515 | Prairie State | 0 | 0 | 0 | 0 | 0 | 0 | 0 | 0 | 184 | 0 |
| 521 | Rend Lake | 0 | 0 | 0 | 0 | 0 | 0 | 0 | 0 | 134 | 0 |
| 537 | Richland | 0 | 0 | 0 | 0 | 0 | 1 | 0 | 0 | 118 | 0 |
| 511 | Rock Valley | 19 | 0 | 0 | 0 | 0 | 0 | 0 | 0 | 103 | 0 |
| 518 | Sandburg | 0 | 0 | 0 | 0 | 0 | 0 | 0 | 0 | 85 | 0 |
| 506 | Sauk Valley | 0 | 0 | 0 | 0 | 0 | 0 | 0 | 19 | 87 | 0 |
| 531 | Shawnee | 0 | 0 | 0 | 0 | 0 | 0 | 0 | 0 | 63 | 6 |
| 510 | South Suburban | 0 | 0 | 0 | 0 | 0 | 0 | 0 | 0 | 246 | 0 |
| 533 | Southeastern | 0 | 0 | 0 | 0 | 0 | 0 | 0 | 17 | 96 | 0 |
| 534 | Spoon River | 0 | 0 | 0 | 0 | 0 | 0 | 0 | 1 | 17 | 0 |
| 601 | State Community | 0 | 0 | 0 | 0 | 0 | 0 | 0 | 0 | 45 | 0 |
| 504 | Triton | 0 | 0 | 7 | 0 | 0 | 0 | 0 | 4 | 256 | 2 |
| 516 | Waubonsee | 0 | 0 | 0 | 0 | 0 | 0 | 0 | 0 | 152 | 1 |
| 539 | Wood | 0 | 0 | 0 | 0 | 0 | 0 | 0 | 0 | 1 | 0 |
| | TOTALS | 273 | 13 | 88 | 88 | 26 | 66 | 62 | 218 | 7,826 | 234 |

Illinois Community College Board
Table III-3
ANNUAL UNDUPLICATED ENROLLMENT BY ACADEMIC PROGRAM BY COLLEGE
FOR FISCAL YEAR 1995

| Dist No. | District/College | Fire Control/Safety Technology 12 430201 | Fire Officer 12 430202 | Firefighting 12 430203 | Civil Defense 12 430301 | Protective Services Course Enrollees 12 439999 | Social Work/Social Service 12 440701 | Public/Social Services Course Enrollees 12 449999 | Mason and Tilesetter 12 460101 | Carpentry 12 460201 | Electrician 12 460302 |
|---|---|---|---|---|---|---|---|---|---|---|---|
| 522 | Belleville | 125 | 0 | 127 | 0 | 0 | 0 | 14 | 29 | 38 | 189 |
| 503 | Black Hawk | 0 | 31 | 0 | 0 | 0 | 0 | 0 | 0 | 63 | 124 |
| 508 | Chicago | (128) | (0) | (0) | (0) | (0) | (163) | (0) | (0) | (1) | (0) |
| | Daley | 0 | 0 | 0 | 0 | 0 | 0 | 0 | 0 | 0 | 0 |
| | Kennedy-King | 0 | 0 | 0 | 0 | 0 | 103 | 0 | 0 | 1 | 0 |
| | Malcolm X | 0 | 0 | 0 | 0 | 0 | 0 | 0 | 0 | 0 | 0 |
| | Olive-Harvey | 0 | 0 | 0 | 0 | 0 | 0 | 0 | 0 | 0 | 0 |
| | Truman | 0 | 0 | 0 | 0 | 0 | 0 | 0 | 0 | 0 | 0 |
| | Washington | 128 | 0 | 0 | 0 | 0 | 60 | 0 | 0 | 0 | 0 |
| | Wilbur Wright | 0 | 0 | 0 | 0 | 0 | 0 | 0 | 0 | 0 | 0 |
| 507 | Danville | 0 | 0 | 0 | 0 | 0 | 70 | 46 | 0 | 0 | 0 |
| 502 | DuPage | 150 | 12 | 39 | 0 | 0 | 258 | 0 | 0 | 0 | 0 |
| 509 | Elgin | 142 | 0 | 0 | 0 | 0 | 380 | 0 | 0 | 0 | 0 |
| 512 | Harper | 90 | 0 | 0 | 0 | 0 | 0 | 265 | 0 | 0 | 0 |
| 540 | Heartland | 0 | 0 | 0 | 0 | 0 | 0 | 0 | 0 | 0 | 0 |
| 519 | Highland | 0 | 0 | 0 | 0 | 0 | 0 | 0 | 0 | 0 | 0 |
| 514 | Illinois Central | 143 | 0 | 0 | 0 | 153 | 0 | 32 | 0 | 0 | 0 |
| 529 | Illinois Eastern | (0) | (0) | (144) | (1) | (0) | (25) | (4) | (0) | (0) | (0) |
| | Frontier | 0 | 0 | 144 | 1 | 0 | 0 | 2 | 0 | 0 | 0 |
| | Lincoln Trail | 0 | 0 | 0 | 0 | 0 | 0 | 0 | 0 | 0 | 0 |
| | Olney Central | 0 | 0 | 0 | 0 | 0 | 0 | 0 | 0 | 0 | 0 |
| | Wabash | 0 | 0 | 0 | 0 | 0 | 25 | 2 | 0 | 0 | 0 |
| 513 | Illinois Valley | 13 | 0 | 0 | 0 | 13 | 0 | 0 | 0 | 0 | 47 |
| 525 | Joliet | 176 | 2 | 7 | 0 | 0 | 0 | 0 | 0 | 0 | 21 |
| 520 | Kankakee | 6 | 0 | 0 | 0 | 0 | 0 | 20 | 0 | 0 | 0 |
| 501 | Kaskaskia | 0 | 0 | 0 | 0 | 0 | 0 | 1 | 0 | 0 | 0 |
| 523 | Kishwaukee | 13 | 0 | 0 | 0 | 12 | 0 | 0 | 0 | 0 | 14 |
| 532 | Lake County | 72 | 0 | 1 | 0 | 0 | 38 | 4,475 | 0 | 0 | 3 |
| 517 | Lake Land | 0 | 0 | 0 | 0 | 0 | 109 | 0 | 0 | 0 | 0 |
| 536 | Lewis & Clark | 54 | 0 | 0 | 0 | 0 | 0 | 491 | 0 | 0 | 18 |
| 526 | Lincoln Land | 47 | 0 | 1 | 0 | 0 | 0 | 0 | 0 | 0 | 0 |
| 530 | Logan | 0 | 0 | 0 | 0 | 0 | 0 | 217 | 0 | 0 | 0 |
| 528 | McHenry | 0 | 0 | 0 | 0 | 0 | 0 | 13 | 0 | 0 | 0 |
| 524 | Moraine Valley | 129 | 4 | 52 | 0 | 0 | 0 | 257 | 0 | 0 | 0 |
| 527 | Morton | 0 | 0 | 0 | 0 | 0 | 0 | 0 | 0 | 0 | 0 |
| 535 | Oakton | 149 | 0 | 0 | 0 | 0 | 82 | 0 | 0 | 0 | 0 |
| 505 | Parkland | 27 | 0 | 0 | 0 | 24 | 0 | 0 | 0 | 0 | 0 |
| 515 | Prairie State | 211 | 0 | 0 | 0 | 0 | 0 | 0 | 0 | 0 | 158 |
| 521 | Rend Lake | 0 | 0 | 0 | 0 | 0 | 0 | 11 | 0 | 0 | 0 |
| 537 | Richland | 53 | 0 | 0 | 0 | 0 | 0 | 2 | 0 | 0 | 0 |
| 511 | Rock Valley | 0 | 43 | 0 | 0 | 0 | 176 | 0 | 11 | 0 | 73 |
| 518 | Sandburg | 1 | 0 | 0 | 0 | 0 | 0 | 0 | 0 | 0 | 0 |
| 506 | Sauk Valley | 0 | 0 | 0 | 0 | 0 | 55 | 0 | 0 | 0 | 0 |
| 531 | Shawnee | 2 | 0 | 0 | 0 | 0 | 39 | 168 | 0 | 0 | 0 |
| 510 | South Suburban | 52 | 0 | 0 | 0 | 1 | 181 | 101 | 0 | 0 | 0 |
| 533 | Southeastern | 0 | 0 | 26 | 0 | 0 | 0 | 0 | 0 | 0 | 0 |
| 534 | Spoon River | 0 | 0 | 1 | 0 | 0 | 0 | 0 | 0 | 0 | 0 |
| 601 | State Community | 0 | 0 | 0 | 0 | 0 | 2 | 0 | 30 | 7 | 1 |
| 504 | Triton | 122 | 0 | 0 | 0 | 347 | 0 | 16 | 0 | 0 | 19 |
| 516 | Waubonsee | 55 | 0 | 26 | 0 | 0 | 50 | 7 | 0 | 0 | 36 |
| 539 | Wood | 28 | 0 | 0 | 0 | 0 | 0 | 20 | 0 | 0 | 0 |
| | TOTALS | 1,988 | 92 | 424 | 1 | 550 | 1,628 | 6,160 | 70 | 109 | 703 |

SOURCE OF DATA: A1 Submission

Illinois Community College Board
Table III-3
ANNUAL UNDUPLICATED ENROLLMENT BY ACADEMIC PROGRAM BY COLLEGE
FOR FISCAL YEAR 1995

| Dist No. | District/College | Lineworker 12 460303 | Building/Property Maintenance 12 460401 | Construction/Cement Mason 12 460402 | Construction Inspection 12 460403 | Glazing 12 460406 | Painter & Wallcoverer 12 460408 | Plumber & Pipefitter 12 460501 | Construction Trades 12 461000 | Construction Traades Course Enrollees 12 469999 | Electrical/Electronics Equipment Repair, General 12 470101 |
|---|---|---|---|---|---|---|---|---|---|---|---|
| 522 | Belleville | 0 | 0 | 13 | 0 | 0 | 14 | 33 | 192 | 0 | 0 |
| 503 | Black Hawk | 0 | 0 | 0 | 0 | 0 | 0 | 0 | 28 | 0 | 0 |
| 508 | Chicago | (0) | (2) | (0) | (0) | (0) | (0) | (0) | (0) | (0) | (108) |
| | Daley | 0 | 0 | 0 | 0 | 0 | 0 | 0 | 0 | 0 | 0 |
| | Kennedy-King | 0 | 0 | 0 | 0 | 0 | 0 | 0 | 0 | 0 | 18 |
| | Malcolm X | 0 | 0 | 0 | 0 | 0 | 0 | 0 | 0 | 0 | 0 |
| | Olive-Harvey | 0 | 0 | 0 | 0 | 0 | 0 | 0 | 0 | 0 | 0 |
| | Truman | 0 | 0 | 0 | 0 | 0 | 0 | 0 | 0 | 0 | 0 |
| | Washington | 0 | 2 | 0 | 0 | 0 | 0 | 0 | 0 | 0 | 90 |
| | Wilbur Wright | 0 | 0 | 0 | 0 | 0 | 0 | 0 | 0 | 0 | 0 |
| 507 | Danville | 0 | 0 | 0 | 0 | 0 | 0 | 0 | 0 | 0 | 0 |
| 502 | DuPage | 0 | 54 | 0 | 0 | 0 | 0 | 0 | 0 | 0 | 0 |
| 509 | Elgin | 0 | 0 | 0 | 0 | 0 | 0 | 0 | 0 | 0 | 0 |
| 512 | Harper | 0 | 0 | 0 | 29 | 0 | 0 | 0 | 0 | 0 | 0 |
| 540 | Heartland | 0 | 0 | 0 | 0 | 0 | 0 | 0 | 0 | 0 | 0 |
| 519 | Highland | 0 | 0 | 0 | 0 | 0 | 0 | 0 | 0 | 0 | 0 |
| 514 | Illinois Central | 0 | 0 | 0 | 0 | 0 | 0 | 0 | 148 | 0 | 0 |
| 529 | Illinois Eastern | (2) | (10) | (0) | (0) | (0) | (0) | (0) | (1) | (0) | (0) |
| | Frontier | 0 | 0 | 0 | 0 | 0 | 0 | 0 | 0 | 0 | 0 |
| | Lincoln Trail | 2 | 10 | 0 | 0 | 0 | 0 | 0 | 1 | 0 | 0 |
| | Olney Central | 0 | 0 | 0 | 0 | 0 | 0 | 0 | 0 | 0 | 0 |
| | Wabash | 0 | 0 | 0 | 0 | 0 | 0 | 0 | 0 | 0 | 0 |
| 513 | Illinois Valley | 0 | 0 | 0 | 0 | 0 | 0 | 0 | 0 | 0 | 0 |
| 525 | Joliet | 0 | 0 | 0 | 0 | 0 | 0 | 0 | 53 | 0 | 0 |
| 520 | Kankakee | 0 | 0 | 0 | 0 | 0 | 0 | 0 | 0 | 0 | 0 |
| 501 | Kaskaskia | 0 | 0 | 0 | 0 | 0 | 0 | 0 | 13 | 0 | 0 |
| 523 | Kishwaukee | 0 | 1 | 0 | 0 | 0 | 0 | 0 | 0 | 0 | 0 |
| 532 | Lake County | 0 | 1 | 0 | 0 | 0 | 0 | 0 | 71 | 0 | 0 |
| 517 | Lake Land | 0 | 27 | 0 | 0 | 0 | 0 | 0 | 78 | 0 | 0 |
| 536 | Lewis & Clark | 0 | 0 | 0 | 0 | 0 | 0 | 0 | 0 | 0 | 0 |
| 526 | Lincoln Land | 0 | 0 | 0 | 0 | 0 | 0 | 0 | 0 | 0 | 0 |
| 530 | Logan | 0 | 0 | 0 | 0 | 0 | 0 | 0 | 0 | 0 | 1 |
| 528 | McHenry | 0 | 0 | 0 | 0 | 0 | 0 | 0 | 0 | 0 | 0 |
| 524 | Moraine Valley | 0 | 0 | 0 | 0 | 0 | 0 | 0 | 0 | 0 | 0 |
| 527 | Morton | 0 | 0 | 0 | 0 | 0 | 0 | 0 | 0 | 0 | 0 |
| 535 | Oakton | 0 | 56 | 0 | 0 | 0 | 0 | 0 | 0 | 0 | 0 |
| 505 | Parkland | 0 | 14 | 0 | 0 | 0 | 0 | 0 | 84 | 34 | 0 |
| 515 | Prairie State | 0 | 0 | 0 | 0 | 0 | 0 | 11 | 0 | 0 | 0 |
| 521 | Rend Lake | 0 | 1 | 0 | 0 | 0 | 0 | 0 | 19 | 0 | 0 |
| 537 | Richland | 0 | 0 | 0 | 0 | 0 | 0 | 0 | 0 | 0 | 0 |
| 511 | Rock Valley | 0 | 0 | 0 | 0 | 3 | 16 | 0 | 93 | 0 | 0 |
| 518 | Sandburg | 0 | 0 | 0 | 0 | 0 | 0 | 0 | 0 | 0 | 0 |
| 506 | Sauk Valley | 0 | 1 | 0 | 0 | 0 | 0 | 0 | 0 | 0 | 0 |
| 531 | Shawnee | 0 | 5 | 0 | 0 | 0 | 0 | 0 | 0 | 0 | 0 |
| 510 | South Suburban | 0 | 0 | 0 | 27 | 0 | 0 | 0 | 89 | 3 | 0 |
| 533 | Southeastern | 0 | 66 | 0 | 0 | 0 | 0 | 0 | 42 | 0 | 0 |
| 534 | Spoon River | 0 | 0 | 0 | 0 | 0 | 0 | 0 | 0 | 0 | 0 |
| 601 | State Community | 0 | 0 | 0 | 0 | 0 | 0 | 2 | 0 | 0 | 0 |
| 504 | Triton | 0 | 0 | 0 | 0 | 0 | 0 | 0 | 131 | 8 | 0 |
| 516 | Waubonsee | 0 | 0 | 0 | 0 | 0 | 0 | 0 | 0 | 0 | 0 |
| 539 | Wood | 0 | 0 | 0 | 0 | 0 | 0 | 0 | 0 | 0 | 0 |
| | TOTALS | 2 | 238 | 13 | 56 | 3 | 30 | 46 | 1,042 | 45 | 109 |

SOURCE OF DATA: A1 Submission

Illinois Community College Board
Table III-3
ANNUAL UNDUPLICATED ENROLLMENT BY ACADEMIC PROGRAM BY COLLEGE
FOR FISCAL YEAR 1995

| Dist No. | District/College | Business Machine Repair 12 470102 | Communications Electronics 12 470103 | Computer Electronics Maintenance/ Repair 12 470104 | Industrial Electronics 12 470105 | Major Appliance Repair 12 470106 | Heating, Air Conditioning, & Refrigeration Mechanic 12 470201 | Heavy Equipment Maintenance/ Repair 12 470302 | Industrial Equipment Maintenance/ Repair 12 470303 | Industrial Equipment Maintenance Apprentice 12 470399 | Watch Clock Repair 12 470408 |
|---|---|---|---|---|---|---|---|---|---|---|---|
| 522 | Belleville | 1 | 42 | 34 | 100 | 15 | 373 | 0 | 0 | 0 | 0 |
| 503 | Black Hawk | 0 | 0 | 0 | 0 | 0 | 14 | 0 | 1 | 0 | 0 |
| 508 | Chicago | (0) | (23) | (31) | (24) | (0) | (88) | (0) | (0) | (0) | (0) |
| | Daley | 0 | 0 | 10 | 24 | 0 | 0 | 0 | 0 | 0 | 0 |
| | Kennedy-King | 0 | 6 | 0 | 0 | 0 | 88 | 0 | 0 | 0 | 0 |
| | Malcolm X | 0 | 0 | 0 | 0 | 0 | 0 | 0 | 0 | 0 | 0 |
| | Olive-Harvey | 0 | 0 | 2 | 0 | 0 | 0 | 0 | 0 | 0 | 0 |
| | Truman | 0 | 0 | 0 | 0 | 0 | 0 | 0 | 0 | 0 | 0 |
| | Washington | 0 | 0 | 0 | 0 | 0 | 0 | 0 | 0 | 0 | 0 |
| | Wilbur Wright | 0 | 17 | 19 | 0 | 0 | 0 | 0 | 0 | 0 | 0 |
| 507 | Danville | 0 | 0 | 0 | 55 | 0 | 0 | 0 | 29 | 0 | 0 |
| 502 | DuPage | 0 | 0 | 0 | 100 | 0 | 227 | 0 | 0 | 0 | 0 |
| 509 | Elgin | 0 | 0 | 1 | 0 | 0 | 141 | 0 | 1 | 0 | 0 |
| 512 | Harper | 0 | 0 | 3 | 17 | 0 | 110 | 0 | 0 | 0 | 0 |
| 540 | Heartland | 0 | 0 | 0 | 0 | 0 | 0 | 0 | 0 | 0 | 0 |
| 519 | Highland | 0 | 0 | 1 | 0 | 0 | 0 | 0 | 0 | 0 | 0 |
| 514 | Illinois Central | 0 | 8 | 8 | 8 | 0 | 54 | 0 | 9 | 0 | 0 |
| 529 | Illinois Eastern | (0) | (66) | (0) | (0) | (0) | (30) | (0) | (49) | (4) | (0) |
| | Frontier | 0 | 0 | 0 | 0 | 0 | 0 | 0 | 0 | 0 | 0 |
| | Lincoln Trail | 0 | 64 | 0 | 0 | 0 | 30 | 0 | 0 | 0 | 0 |
| | Olney Central | 0 | 0 | 0 | 0 | 0 | 0 | 0 | 49 | 0 | 0 |
| | Wabash | 0 | 2 | 0 | 0 | 0 | 0 | 0 | 0 | 4 | 0 |
| 513 | Illinois Valley | 0 | 0 | 0 | 0 | 0 | 0 | 0 | 24 | 0 | 0 |
| 525 | Joliet | 0 | 0 | 0 | 250 | 0 | 38 | 54 | 0 | 0 | 0 |
| 520 | Kankakee | 0 | 0 | 0 | 58 | 0 | 52 | 0 | 42 | 0 | 0 |
| 501 | Kaskaskia | 0 | 0 | 0 | 0 | 0 | 0 | 0 | 67 | 0 | 0 |
| 523 | Kishwaukee | 0 | 0 | 0 | 0 | 0 | 0 | 0 | 0 | 0 | 0 |
| 532 | Lake County | 0 | 0 | 0 | 14 | 0 | 139 | 0 | 49 | 0 | 0 |
| 517 | Lake Land | 0 | 17 | 0 | 0 | 0 | 84 | 0 | 0 | 0 | 0 |
| 536 | Lewis & Clark | 0 | 0 | 30 | 65 | 0 | 0 | 0 | 7 | 0 | 0 |
| 526 | Lincoln Land | 0 | 0 | 0 | 52 | 0 | 119 | 0 | 0 | 0 | 0 |
| 530 | Logan | 0 | 0 | 0 | 0 | 0 | 39 | 0 | 40 | 0 | 0 |
| 528 | McHenry | 0 | 0 | 0 | 0 | 0 | 0 | 0 | 0 | 0 | 0 |
| 524 | Moraine Valley | 0 | 0 | 7 | 0 | 0 | 201 | 0 | 25 | 0 | 0 |
| 527 | Morton | 0 | 0 | 0 | 0 | 0 | 10 | 0 | 0 | 0 | 0 |
| 535 | Oakton | 0 | 16 | 0 | 0 | 0 | 70 | 0 | 0 | 0 | 0 |
| 505 | Parkland | 0 | 0 | 0 | 23 | 0 | 0 | 0 | 0 | 0 | 0 |
| 515 | Prairie State | 0 | 0 | 0 | 27 | 0 | 80 | 0 | 21 | 0 | 0 |
| 521 | Rend Lake | 0 | 0 | 0 | 0 | 4 | 72 | 0 | 61 | 0 | 0 |
| 537 | Richland | 0 | 0 | 0 | 176 | 0 | 0 | 0 | 2 | 0 | 0 |
| 511 | Rock Valley | 0 | 0 | 0 | 0 | 0 | 0 | 0 | 0 | 0 | 0 |
| 518 | Sandburg | 0 | 0 | 0 | 0 | 0 | 0 | 0 | 0 | 0 | 0 |
| 506 | Sauk Valley | 0 | 2 | 0 | 57 | 0 | 27 | 0 | 0 | 0 | 0 |
| 531 | Shawnee | 0 | 0 | 0 | 5 | 0 | 0 | 0 | 0 | 0 | 0 |
| 510 | South Suburban | 0 | 2 | 0 | 0 | 0 | 0 | 0 | 0 | 0 | 0 |
| 533 | Southeastern | 0 | 0 | 0 | 32 | 0 | 0 | 0 | 124 | 0 | 0 |
| 534 | Spoon River | 0 | 0 | 0 | 1 | 0 | 0 | 0 | 0 | 0 | 0 |
| 601 | State Community | 0 | 0 | 0 | 0 | 0 | 10 | 0 | 0 | 0 | 0 |
| 504 | Triton | 0 | 0 | 24 | 0 | 0 | 250 | 0 | 6 | 0 | 0 |
| 516 | Waubonsee | 0 | 0 | 1 | 0 | 0 | 135 | 0 | 36 | 0 | 0 |
| 539 | Wood | 0 | 0 | 0 | 14 | 0 | 0 | 0 | 0 | 0 | 3 |
| | TOTALS | 1 | 176 | 140 | 1,078 | 19 | 2,363 | 54 | 593 | 4 | 3 |

SOURCE OF DATA: A1 Submission

Illinois Community College Board
Table III-3
ANNUAL UNDUPLICATED ENROLLMENT BY ACADEMIC PROGRAM BY COLLEGE
FOR FISCAL YEAR 1995

| Dist No. | District/College | Stationary Energy Sources Installer/Operator 12 470501 | Automotive Body Repair 12 470603 | Automotive Mechanics 12 470604 | Diesel Engine/Truck Mechanics 12 470605 | Small Engine Repair 12 470606 | Aircraft Mechanic/Technician 12 470607 | Aviation Systems/Avionics Maintenance Technologist/Technician 12 470609 | Mechanics/Repairers Course Enrollees 12 479999 | Drafting, General 12 480101 | Architectural Drafting 12 480102 |
|---|---|---|---|---|---|---|---|---|---|---|---|
| 522 | Belleville | 27 | 0 | 0 | 0 | 0 | 0 | 80 | 0 | 0 | 0 |
| 503 | Black Hawk | 0 | 15 | 91 | 25 | 0 | 0 | 0 | 0 | 0 | 0 |
| 508 | Chicago | (0) | (39) | (291) | (0) | (0) | (2) | (567) | (0) | (0) | (95) |
| | Daley | 0 | 0 | 0 | 0 | 0 | 2 | 567 | 0 | 0 | 20 |
| | Kennedy-King | 0 | 1 | 96 | 0 | 0 | 0 | 0 | 0 | 0 | 4 |
| | Malcolm X | 0 | 0 | 0 | 0 | 0 | 0 | 0 | 0 | 0 | 0 |
| | Olive-Harvey | 0 | 0 | 0 | 0 | 0 | 0 | 0 | 0 | 0 | 27 |
| | Truman | 0 | 22 | 169 | 0 | 0 | 0 | 0 | 0 | 0 | 0 |
| | Washington | 0 | 16 | 26 | 0 | 0 | 0 | 0 | 0 | 0 | 38 |
| | Wilbur Wright | 0 | 0 | 0 | 0 | 0 | 0 | 0 | 0 | 0 | 6 |
| 507 | Danville | 0 | 0 | 27 | 0 | 0 | 0 | 0 | 0 | 0 | 0 |
| 502 | DuPage | 0 | 0 | 223 | 0 | 0 | 0 | 0 | 0 | 0 | 323 |
| 509 | Elgin | 0 | 0 | 110 | 0 | 0 | 0 | 0 | 0 | 0 | 0 |
| 512 | Harper | 0 | 0 | 0 | 0 | 0 | 0 | 0 | 0 | 0 | 108 |
| 540 | Heartland | 0 | 0 | 0 | 0 | 0 | 0 | 0 | 0 | 0 | 0 |
| 519 | Highland | 0 | 25 | 25 | 0 | 0 | 0 | 0 | 0 | 0 | 0 |
| 514 | Illinois Central | 0 | 0 | 142 | 27 | 0 | 0 | 0 | 5 | 0 | 12 |
| 529 | Illinois Eastern | (0) | (13) | (34) | (27) | (0) | (0) | (0) | (0) | (0) | (20) |
| | Frontier | 0 | 0 | 0 | 0 | 0 | 0 | 0 | 0 | 0 | 0 |
| | Lincoln Trail | 0 | 0 | 0 | 0 | 0 | 0 | 0 | 0 | 0 | 20 |
| | Olney Central | 0 | 13 | 34 | 0 | 0 | 0 | 0 | 0 | 0 | 0 |
| | Wabash | 0 | 0 | 0 | 27 | 0 | 0 | 0 | 0 | 0 | 0 |
| 513 | Illinois Valley | 0 | 0 | 96 | 2 | 45 | 0 | 0 | 4 | 0 | 0 |
| 525 | Joliet | 0 | 0 | 101 | 0 | 0 | 0 | 0 | 0 | 0 | 0 |
| 520 | Kankakee | 0 | 0 | 33 | 0 | 0 | 0 | 0 | 0 | 1 | 0 |
| 501 | Kaskaskia | 0 | 23 | 46 | 0 | 8 | 0 | 0 | 0 | 0 | 59 |
| 523 | Kishwaukee | 0 | 20 | 22 | 1 | 0 | 0 | 0 | 1 | 0 | 0 |
| 532 | Lake County | 0 | 35 | 111 | 0 | 0 | 0 | 0 | 0 | 0 | 55 |
| 517 | Lake Land | 0 | 41 | 98 | 0 | 47 | 0 | 0 | 0 | 0 | 33 |
| 536 | Lewis & Clark | 0 | 2 | 71 | 0 | 0 | 0 | 0 | 0 | 0 | 0 |
| 526 | Lincoln Land | 0 | 87 | 102 | 0 | 0 | 0 | 1 | 0 | 0 | 81 |
| 530 | Logan | 0 | 41 | 45 | 2 | 0 | 0 | 0 | 0 | 0 | 0 |
| 528 | McHenry | 0 | 0 | 32 | 0 | 0 | 0 | 0 | 0 | 0 | 0 |
| 524 | Moraine Valley | 0 | 0 | 154 | 0 | 0 | 0 | 0 | 0 | 0 | 0 |
| 527 | Morton | 0 | 0 | 14 | 0 | 0 | 0 | 0 | 0 | 0 | 0 |
| 535 | Oakton | 0 | 0 | 99 | 0 | 0 | 0 | 0 | 0 | 0 | 107 |
| 505 | Parkland | 0 | 0 | 79 | 0 | 0 | 0 | 0 | 62 | 0 | 0 |
| 515 | Prairie State | 0 | 0 | 116 | 0 | 0 | 0 | 0 | 0 | 0 | 0 |
| 521 | Rend Lake | 0 | 19 | 100 | 0 | 0 | 0 | 0 | 0 | 0 | 47 |
| 537 | Richland | 0 | 0 | 31 | 0 | 0 | 0 | 0 | 0 | 0 | 0 |
| 511 | Rock Valley | 0 | 0 | 66 | 0 | 0 | 0 | 62 | 0 | 0 | 0 |
| 518 | Sandburg | 0 | 23 | 31 | 27 | 35 | 0 | 0 | 0 | 0 | 0 |
| 506 | Sauk Valley | 0 | 0 | 0 | 0 | 0 | 0 | 0 | 0 | 0 | 0 |
| 531 | Shawnee | 0 | 0 | 19 | 0 | 0 | 0 | 0 | 0 | 0 | 0 |
| 510 | South Suburban | 0 | 0 | 0 | 0 | 0 | 0 | 0 | 2 | 0 | 16 |
| 533 | Southeastern | 0 | 25 | 98 | 43 | 0 | 0 | 0 | 0 | 0 | 13 |
| 534 | Spoon River | 0 | 0 | 32 | 0 | 0 | 0 | 0 | 0 | 0 | 0 |
| 601 | State Community | 0 | 8 | 24 | 0 | 0 | 0 | 0 | 0 | 0 | 0 |
| 504 | Triton | 53 | 0 | 341 | 11 | 0 | 0 | 0 | 156 | 0 | 65 |
| 516 | Waubonsee | 0 | 49 | 80 | 0 | 5 | 0 | 0 | 0 | 0 | 7 |
| 539 | Wood | 0 | 0 | 0 | 0 | 0 | 0 | 0 | 0 | 0 | 0 |
| | TOTALS | 80 | 465 | 2,984 | 165 | 140 | 2 | 710 | 230 | 1 | 1,041 |

SOURCE OF DATA: A1 Submission

Illinois Community College Board
Table III-3
ANNUAL UNDUPLICATED ENROLLMENT BY ACADEMIC PROGRAM BY COLLEGE
FOR FISCAL YEAR 1995

| Dist No. | District/College | Electrical/Electronics Drafting 12 480104 | Mechanical Drafting 12 480105 | Typesetting, Make-up, & Composition 12 480205 | Lithography, Photography, & Platemaking 12 480206 | Printing Press Operations 12 480208 | Desktop Publishing Equipment Operator 12 480212 | Machinist/Machine Technologist 12 480501 | Machine Tool Operation/Machine Shop 12 480503 | Patternmaker 12 480505 | Sheet Metal 12 480506 |
|---|---|---|---|---|---|---|---|---|---|---|---|
| 522 | Belleville | 0 | 110 | 0 | 0 | 0 | 33 | 30 | 87 | 0 | 44 |
| 503 | Black Hawk | 0 | 23 | 0 | 0 | 0 | 0 | 0 | 16 | 2 | 67 |
| 508 | Chicago | (0) | (111) | (16) | (123) | (0) | (0) | (0) | (119) | (0) | (0) |
| | Daley | 0 | 13 | 0 | 0 | 0 | 0 | 0 | 79 | 0 | 0 |
| | Kennedy-King | 0 | 0 | 16 | 86 | 0 | 0 | 0 | 1 | 0 | 0 |
| | Malcolm X | 0 | 0 | 0 | 0 | 0 | 0 | 0 | 0 | 0 | 0 |
| | Olive-Harvey | 0 | 0 | 0 | 0 | 0 | 0 | 0 | 0 | 0 | 0 |
| | Truman | 0 | 14 | 0 | 0 | 0 | 0 | 0 | 0 | 0 | 0 |
| | Washington | 0 | 84 | 0 | 37 | 0 | 0 | 0 | 39 | 0 | 0 |
| | Wilbur Wright | 0 | 0 | 0 | 0 | 0 | 0 | 0 | 0 | 0 | 0 |
| 507 | Danville | 0 | 5 | 0 | 0 | 0 | 0 | 0 | 9 | 0 | 0 |
| 502 | DuPage | 0 | 0 | 2 | 112 | 9 | 227 | 0 | 0 | 0 | 0 |
| 509 | Elgin | 0 | 0 | 0 | 0 | 0 | 4 | 0 | 94 | 0 | 0 |
| 512 | Harper | 0 | 1 | 0 | 0 | 0 | 0 | 0 | 12 | 0 | 0 |
| 540 | Heartland | 0 | 0 | 0 | 0 | 0 | 0 | 0 | 0 | 0 | 0 |
| 519 | Highland | 0 | 0 | 0 | 0 | 0 | 3 | 0 | 0 | 0 | 0 |
| 514 | Illinois Central | 0 | 0 | 0 | 46 | 0 | 0 | 0 | 18 | 0 | 0 |
| 529 | Illinois Eastern | (0) | (0) | (0) | (0) | (0) | (0) | (0) | (28) | (0) | (0) |
| | Frontier | 0 | 0 | 0 | 0 | 0 | 0 | 0 | 0 | 0 | 0 |
| | Lincoln Trail | 0 | 0 | 0 | 0 | 0 | 0 | 0 | 1 | 0 | 0 |
| | Olney Central | 0 | 0 | 0 | 0 | 0 | 0 | 0 | 0 | 0 | 0 |
| | Wabash | 0 | 0 | 0 | 0 | 0 | 0 | 0 | 27 | 0 | 0 |
| 513 | Illinois Valley | 0 | 0 | 0 | 0 | 0 | 3 | 0 | 0 | 0 | 0 |
| 525 | Joliet | 0 | 0 | 0 | 0 | 0 | 0 | 0 | 0 | 0 | 0 |
| 520 | Kankakee | 0 | 0 | 0 | 0 | 0 | 0 | 0 | 15 | 0 | 0 |
| 501 | Kaskaskia | 0 | 7 | 0 | 0 | 0 | 0 | 0 | 0 | 0 | 0 |
| 523 | Kishwaukee | 0 | 0 | 0 | 0 | 0 | 0 | 0 | 4 | 0 | 0 |
| 532 | Lake County | 3 | 20 | 0 | 0 | 0 | 0 | 0 | 51 | 0 | 0 |
| 517 | Lake Land | 0 | 6 | 0 | 0 | 0 | 22 | 0 | 0 | 0 | 0 |
| 536 | Lewis & Clark | 0 | 0 | 0 | 0 | 0 | 22 | 0 | 68 | 0 | 0 |
| 526 | Lincoln Land | 0 | 0 | 0 | 0 | 0 | 0 | 0 | 0 | 0 | 0 |
| 530 | Logan | 0 | 4 | 0 | 0 | 0 | 0 | 0 | 9 | 0 | 0 |
| 528 | McHenry | 0 | 0 | 0 | 0 | 0 | 0 | 0 | 34 | 0 | 0 |
| 524 | Moraine Valley | 0 | 14 | 0 | 0 | 0 | 6 | 0 | 100 | 0 | 0 |
| 527 | Morton | 0 | 4 | 0 | 0 | 0 | 0 | 0 | 0 | 0 | 0 |
| 535 | Oakton | 0 | 0 | 0 | 0 | 0 | 94 | 0 | 243 | 0 | 0 |
| 505 | Parkland | 0 | 12 | 0 | 0 | 0 | 42 | 0 | 0 | 0 | 0 |
| 515 | Prairie State | 0 | 23 | 0 | 0 | 0 | 35 | 0 | 70 | 0 | 0 |
| 521 | Rend Lake | 0 | 0 | 0 | 0 | 0 | 0 | 0 | 0 | 0 | 0 |
| 537 | Richland | 0 | 39 | 0 | 0 | 0 | 0 | 0 | 42 | 0 | 0 |
| 511 | Rock Valley | 0 | 0 | 0 | 0 | 0 | 0 | 15 | 0 | 0 | 46 |
| 518 | Sandburg | 0 | 0 | 0 | 0 | 0 | 10 | 0 | 6 | 0 | 0 |
| 506 | Sauk Valley | 0 | 3 | 0 | 0 | 0 | 0 | 0 | 11 | 0 | 0 |
| 531 | Shawnee | 0 | 0 | 0 | 0 | 0 | 0 | 0 | 0 | 0 | 0 |
| 510 | South Suburban | 0 | 7 | 0 | 54 | 0 | 3 | 0 | 55 | 0 | 0 |
| 533 | Southeastern | 0 | 7 | 0 | 35 | 0 | 0 | 0 | 29 | 0 | 28 |
| 534 | Spoon River | 0 | 0 | 0 | 0 | 0 | 0 | 0 | 0 | 0 | 0 |
| 601 | State Community | 0 | 0 | 0 | 33 | 0 | 0 | 0 | 0 | 0 | 0 |
| 504 | Triton | 0 | 19 | 4 | 326 | 0 | 24 | 0 | 67 | 0 | 0 |
| 516 | Waubonsee | 0 | 0 | 0 | 0 | 0 | 11 | 0 | 46 | 0 | 0 |
| 539 | Wood | 0 | 1 | 0 | 0 | 0 | 0 | 0 | 0 | 0 | 0 |
| | TOTALS | 3 | 416 | 22 | 729 | 9 | 539 | 45 | 1.233 | 2 | 185 |

SOURCE OF DATA: A1 Submission

Illinois Community College Board
Table III-3
ANNUAL UNDUPLICATED ENROLLMENT BY ACADEMIC PROGRAM BY COLLEGE
FOR FISCAL YEAR 1995

| Dist No. | District/College | Tool & Die Making 12 480507 | Welding, Brazing, & Soldering 12 480508 | Numerical Control 12 480520 | Millwork & Cabinet Making 12 480703 | Precision Production Course Enrollees 12 489999 | Airplane Piloting 12 490102 | Aviation Management 12 490104 | Private Piloting 12 490107 | Truck & Bus Driving 12 490205 | Marine Science/Merchant Marine Officer 12 490309 |
|---|---|---|---|---|---|---|---|---|---|---|---|
| 522 | Belleville | 0 | 400 | 0 | 0 | 0 | 80 | 0 | 3 | 0 | 0 |
| 503 | Black Hawk | 3 | 69 | 21 | 0 | 0 | 0 | 0 | 0 | 8 | 0 |
| 508 | Chicago | (0) | (49) | (0) | (0) | (0) | (0) | (0) | (0) | (0) | (0) |
| | Daley | 0 | 0 | 0 | 0 | 0 | 0 | 0 | 0 | 0 | 0 |
| | Kennedy-King | 0 | 1 | 0 | 0 | 0 | 0 | 0 | 0 | 0 | 0 |
| | Malcolm X | 0 | 0 | 0 | 0 | 0 | 0 | 0 | 0 | 0 | 0 |
| | Olive-Harvey | 0 | 0 | 0 | 0 | 0 | 0 | 0 | 0 | 0 | 0 |
| | Truman | 0 | 0 | 0 | 0 | 0 | 0 | 0 | 0 | 0 | 0 |
| | Washington | 0 | 48 | 0 | 0 | 0 | 0 | 0 | 0 | 0 | 0 |
| | Wilbur Wright | 0 | 0 | 0 | 0 | 0 | 0 | 0 | 0 | 0 | 0 |
| 507 | Danville | 0 | 82 | 0 | 0 | 0 | 0 | 0 | 0 | 0 | 0 |
| 502 | DuPage | 1 | 41 | 0 | 0 | 0 | 0 | 0 | 0 | 0 | 0 |
| 509 | Elgin | 6 | 38 | 0 | 0 | 0 | 0 | 0 | 0 | 125 | 0 |
| 512 | Harper | 0 | 0 | 0 | 0 | 0 | 0 | 0 | 0 | 0 | 0 |
| 540 | Heartland | 0 | 0 | 0 | 0 | 0 | 0 | 0 | 0 | 0 | 0 |
| 519 | Highland | 0 | 15 | 0 | 0 | 0 | 0 | 0 | 0 | 0 | 0 |
| 514 | Illinois Central | 0 | 93 | 9 | 0 | 230 | 0 | 0 | 0 | 0 | 0 |
| 529 | Illinois Eastern | (0) | (1) | (0) | (16) | (0) | (0) | (0) | (0) | (0) | (0) |
| | Frontier | 0 | 0 | 0 | 0 | 0 | 0 | 0 | 0 | 0 | 0 |
| | Lincoln Trail | 0 | 0 | 0 | 0 | 0 | 0 | 0 | 0 | 0 | 0 |
| | Olney Central | 0 | 1 | 0 | 16 | 0 | 0 | 0 | 0 | 0 | 0 |
| | Wabash | 0 | 0 | 0 | 0 | 0 | 0 | 0 | 0 | 0 | 0 |
| 513 | Illinois Valley | 0 | 0 | 0 | 0 | 109 | 0 | 0 | 0 | 0 | 0 |
| 525 | Joliet | 0 | 100 | 0 | 0 | 0 | 0 | 0 | 0 | 0 | 0 |
| 520 | Kankakee | 33 | 51 | 0 | 0 | 0 | 0 | 0 | 0 | 0 | 0 |
| 501 | Kaskaskia | 0 | 20 | 0 | 0 | 0 | 0 | 0 | 0 | 0 | 0 |
| 523 | Kishwaukee | 14 | 15 | 0 | 0 | 148 | 0 | 0 | 0 | 0 | 0 |
| 532 | Lake County | 1 | 42 | 0 | 0 | 0 | 0 | 0 | 0 | 0 | 0 |
| 517 | Lake Land | 0 | 60 | 0 | 0 | 0 | 0 | 0 | 0 | 0 | 0 |
| 536 | Lewis & Clark | 0 | 0 | 0 | 0 | 0 | 0 | 0 | 0 | 0 | 0 |
| 526 | Lincoln Land | 0 | 100 | 0 | 0 | 0 | 0 | 17 | 0 | 0 | 0 |
| 530 | Logan | 0 | 17 | 0 | 0 | 0 | 0 | 0 | 0 | 0 | 0 |
| 528 | McHenry | 0 | 0 | 0 | 0 | 0 | 0 | 0 | 0 | 0 | 0 |
| 524 | Moraine Valley | 0 | 88 | 0 | 0 | 0 | 0 | 0 | 0 | 0 | 0 |
| 527 | Morton | 0 | 2 | 0 | 0 | 0 | 0 | 0 | 0 | 0 | 0 |
| 535 | Oakton | 0 | 0 | 0 | 0 | 0 | 0 | 0 | 0 | 0 | 0 |
| 505 | Parkland | 0 | 0 | 0 | 0 | 54 | 0 | 0 | 0 | 67 | 0 |
| 515 | Prairie State | 56 | 95 | 0 | 0 | 0 | 13 | 0 | 0 | 0 | 0 |
| 521 | Rend Lake | 0 | 37 | 0 | 0 | 0 | 0 | 0 | 0 | 0 | 0 |
| 537 | Richland | 0 | 48 | 0 | 0 | 0 | 0 | 0 | 0 | 0 | 0 |
| 511 | Rock Valley | 110 | 60 | 0 | 0 | 0 | 0 | 0 | 0 | 0 | 0 |
| 518 | Sandburg | 0 | 59 | 0 | 0 | 0 | 0 | 0 | 0 | 0 | 0 |
| 506 | Sauk Valley | 0 | 0 | 0 | 0 | 0 | 0 | 0 | 0 | 0 | 0 |
| 531 | Shawnee | 0 | 11 | 0 | 0 | 0 | 0 | 0 | 0 | 79 | 36 |
| 510 | South Suburban | 0 | 0 | 0 | 0 | 4 | 3 | 0 | 0 | 0 | 0 |
| 533 | Southeastern | 0 | 56 | 0 | 0 | 0 | 0 | 0 | 0 | 0 | 0 |
| 534 | Spoon River | 0 | 1 | 0 | 0 | 0 | 0 | 0 | 0 | 0 | 0 |
| 601 | State Community | 0 | 3 | 0 | 0 | 0 | 0 | 0 | 0 | 0 | 0 |
| 504 | Triton | 19 | 7 | 0 | 0 | 273 | 0 | 0 | 0 | 0 | 0 |
| 516 | Waubonsee | 0 | 18 | 0 | 0 | 0 | 0 | 0 | 0 | 0 | 0 |
| 539 | Wood | 0 | 0 | 0 | 0 | 0 | 0 | 0 | 0 | 0 | 0 |
| | TOTALS | 243 | 1,678 | 30 | 16 | 818 | 96 | 17 | 3 | 279 | 36 |

SOURCE OF DATA: A1 Submission

Illinois Community College Board
Table III-3
ANNUAL UNDUPLICATED ENROLLMENT BY ACADEMIC PROGRAM BY COLLEGE
FOR FISCAL YEAR 1995

| Dist No. | District/College | Transportation & Materials Moving Workers, Other 12 499999 | Design & Visual Communications 12 500401 | Commercial Photography 12 500406 | Technical Theatre/Theatre Design & Stagecraft 12 500502 | Commercial Music 12 500904 | Sign Language Interpreter 12 510205 | Dental Assistant 12 510601 | Dental Hygienist 12 510602 | Dental Laboratory Assistant 12 510603 | Hospital/Health Facilities Administration 12 510702 |
|---|---|---|---|---|---|---|---|---|---|---|---|
| 522 | Belleville | 0 | 18 | 0 | 0 | 0 | 0 | 0 | 0 | 0 | 0 |
| 503 | Black Hawk | 0 | 42 | 0 | 0 | 0 | 0 | 4 | 0 | 0 | 0 |
| 508 | Chicago | (0) | (22) | (3) | (4) | (4) | (0) | (0) | (0) | (0) | (0) |
| | Daley | 0 | 0 | 3 | 0 | 0 | 0 | 0 | 0 | 0 | 0 |
| | Kennedy-King | 0 | 2 | 0 | 4 | 0 | 0 | 0 | 0 | 0 | 0 |
| | Malcolm X | 0 | 0 | 0 | 0 | 0 | 0 | 0 | 0 | 0 | 0 |
| | Olive-Harvey | 0 | 0 | 0 | 0 | 0 | 0 | 0 | 0 | 0 | 0 |
| | Truman | 0 | 0 | 0 | 0 | 0 | 0 | 0 | 0 | 0 | 0 |
| | Washington | 0 | 18 | 0 | 0 | 4 | 0 | 0 | 0 | 0 | 0 |
| | Wilbur Wright | 0 | 2 | 0 | 0 | 0 | 0 | 0 | 0 | 0 | 0 |
| 507 | Danville | 0 | 0 | 0 | 0 | 0 | 0 | 0 | 0 | 0 | 0 |
| 502 | DuPage | 0 | 505 | 271 | 0 | 0 | 0 | 0 | 0 | 0 | 3 |
| 509 | Elgin | 0 | 255 | 0 | 0 | 0 | 0 | 55 | 0 | 0 | 0 |
| 512 | Harper | 0 | 0 | 0 | 0 | 0 | 142 | 0 | 162 | 0 | 0 |
| 540 | Heartland | 0 | 0 | 0 | 0 | 0 | 0 | 0 | 0 | 0 | 0 |
| 519 | Highland | 0 | 0 | 0 | 0 | 0 | 0 | 0 | 0 | 0 | 0 |
| 514 | Illinois Central | 0 | 165 | 0 | 0 | 0 | 51 | 31 | 127 | 0 | 23 |
| 529 | Illinois Eastern | (0) | (0) | (0) | (0) | (0) | (0) | (0) | (0) | (0) | (0) |
| | Frontier | 0 | 0 | 0 | 0 | 0 | 0 | 0 | 0 | 0 | 0 |
| | Lincoln Trail | 0 | 0 | 0 | 0 | 0 | 0 | 0 | 0 | 0 | 0 |
| | Olney Central | 0 | 0 | 0 | 0 | 0 | 0 | 0 | 0 | 0 | 0 |
| | Wabash | 0 | 0 | 0 | 0 | 0 | 0 | 0 | 0 | 0 | 0 |
| 513 | Illinois Valley | 0 | 0 | 0 | 0 | 0 | 0 | 25 | 0 | 0 | 0 |
| 525 | Joliet | 0 | 0 | 0 | 0 | 0 | 0 | 0 | 0 | 0 | 0 |
| 520 | Kankakee | 0 | 0 | 0 | 0 | 0 | 0 | 0 | 0 | 0 | 0 |
| 501 | Kaskaskia | 0 | 0 | 0 | 0 | 0 | 0 | 23 | 0 | 0 | 0 |
| 523 | Kishwaukee | 0 | 0 | 0 | 0 | 0 | 0 | 0 | 0 | 0 | 0 |
| 532 | Lake County | 0 | 0 | 0 | 0 | 0 | 0 | 0 | 0 | 0 | 0 |
| 517 | Lake Land | 0 | 0 | 0 | 0 | 0 | 0 | 0 | 78 | 0 | 0 |
| 536 | Lewis & Clark | 0 | 0 | 0 | 0 | 0 | 0 | 24 | 1 | 0 | 0 |
| 526 | Lincoln Land | 0 | 0 | 0 | 0 | 0 | 0 | 0 | 0 | 0 | 0 |
| 530 | Logan | 0 | 0 | 0 | 0 | 0 | 50 | 54 | 0 | 0 | 0 |
| 528 | McHenry | 0 | 0 | 0 | 0 | 0 | 0 | 0 | 0 | 0 | 0 |
| 524 | Moraine Valley | 0 | 0 | 0 | 0 | 0 | 0 | 0 | 0 | 0 | 0 |
| 527 | Morton | 0 | 0 | 0 | 0 | 0 | 0 | 19 | 0 | 0 | 0 |
| 535 | Oakton | 0 | 0 | 0 | 0 | 0 | 0 | 0 | 0 | 0 | 0 |
| 505 | Parkland | 3 | 54 | 0 | 0 | 0 | 0 | 17 | 69 | 0 | 0 |
| 515 | Prairie State | 0 | 78 | 100 | 0 | 0 | 0 | 0 | 120 | 0 | 0 |
| 521 | Rend Lake | 0 | 0 | 0 | 0 | 0 | 0 | 0 | 0 | 0 | 0 |
| 537 | Richland | 0 | 0 | 0 | 0 | 0 | 0 | 0 | 0 | 0 | 0 |
| 511 | Rock Valley | 0 | 0 | 0 | 0 | 0 | 0 | 0 | 0 | 0 | 0 |
| 518 | Sandburg | 0 | 0 | 0 | 0 | 0 | 0 | 0 | 0 | 0 | 0 |
| 506 | Sauk Valley | 0 | 0 | 0 | 0 | 0 | 0 | 0 | 0 | 0 | 0 |
| 531 | Shawnee | 0 | 0 | 0 | 0 | 0 | 0 | 0 | 0 | 0 | 0 |
| 510 | South Suburban | 1 | 44 | 2 | 0 | 0 | 0 | 0 | 0 | 0 | 0 |
| 533 | Southeastern | 0 | 0 | 0 | 0 | 0 | 0 | 0 | 0 | 0 | 0 |
| 534 | Spoon River | 0 | 0 | 0 | 0 | 0 | 0 | 0 | 0 | 0 | 0 |
| 601 | State Community | 0 | 0 | 0 | 0 | 0 | 0 | 0 | 0 | 0 | 0 |
| 504 | Triton | 0 | 43 | 0 | 0 | 0 | 0 | 2 | 0 | 110 | 2 |
| 516 | Waubonsee | 0 | 0 | 0 | 0 | 0 | 131 | 0 | 0 | 0 | 0 |
| 539 | Wood | 0 | 0 | 0 | 0 | 0 | 0 | 0 | 0 | 0 | 0 |
| | TOTALS | 4 | 1.226 | 376 | 4 | 4 | 374 | 254 | 557 | 110 | 28 |

SOURCE OF DATA: A1 Submission

Illinois Community College Board
Table III-3
ANNUAL UNDUPLICATED ENROLLMENT BY ACADEMIC PROGRAM BY COLLEGE
FOR FISCAL YEAR 1995

| Dist No. | District/College | Health Unit Coordinator/Ward Clerk 12 510703 | Medical Records Technology/ Technician 12 510707 | Medical Transcription 12 510708 | Central Supply Technician 12 510710 | Medical Assistant 12 510801 | Occupational Therapy Assistant 12 510803 | Pharmacy Technician/Assistant 12 510805 | Physical Therapy Assistant 12 510806 | Physician Assistant 12 510807 | Veterinarian Assistant/Animal Health Technician 12 510808 |
|---|---|---|---|---|---|---|---|---|---|---|---|
| 522 | Belleville | 25 | 31 | 0 | 0 | 110 | 0 | 0 | 113 | 0 | 0 |
| 503 | Black Hawk | 0 | 0 | 0 | 0 | 0 | 0 | 2 | 166 | 0 | 0 |
| 508 | Chicago | (0) | (71) | (128) | (0) | (0) | (47) | (101) | (0) | (74) | (0) |
| | Daley | 0 | 0 | 0 | 0 | 0 | 0 | 0 | 0 | 0 | 0 |
| | Kennedy-King | 0 | 0 | 9 | 0 | 0 | 0 | 0 | 0 | 0 | 0 |
| | Malcolm X | 0 | 0 | 0 | 0 | 0 | 0 | 101 | 0 | 74 | 0 |
| | Olive-Harvey | 0 | 0 | 0 | 0 | 0 | 0 | 0 | 0 | 0 | 0 |
| | Truman | 0 | 71 | 9 | 0 | 0 | 0 | 0 | 0 | 0 | 0 |
| | Washington | 0 | 0 | 110 | 0 | 0 | 0 | 0 | 0 | 0 | 0 |
| | Wilbur Wright | 0 | 0 | 0 | 0 | 0 | 47 | 0 | 0 | 0 | 0 |
| 507 | Danville | 0 | 0 | 0 | 0 | 0 | 0 | 0 | 0 | 0 | 0 |
| 502 | DuPage | 0 | 124 | 128 | 0 | 1 | 231 | 0 | 0 | 0 | 0 |
| 509 | Elgin | 0 | 0 | 26 | 0 | 0 | 0 | 0 | 0 | 0 | 0 |
| 512 | Harper | 0 | 0 | 16 | 0 | 63 | 0 | 79 | 0 | 0 | 0 |
| 540 | Heartland | 0 | 0 | 0 | 0 | 0 | 0 | 0 | 0 | 0 | 0 |
| 519 | Highland | 0 | 0 | 20 | 0 | 0 | 0 | 0 | 0 | 0 | 0 |
| 514 | Illinois Central | 0 | 18 | 28 | 0 | 0 | 132 | 0 | 244 | 0 | 0 |
| 529 | Illinois Eastern | (0) | (0) | (11) | (0) | (0) | (0) | (0) | (0) | (0) | (0) |
| | Frontier | 0 | 0 | 0 | 0 | 0 | 0 | 0 | 0 | 0 | 0 |
| | Lincoln Trail | 0 | 0 | 0 | 0 | 0 | 0 | 0 | 0 | 0 | 0 |
| | Olney Central | 0 | 0 | 11 | 0 | 0 | 0 | 0 | 0 | 0 | 0 |
| | Wabash | 0 | 0 | 0 | 0 | 0 | 0 | 0 | 0 | 0 | 0 |
| 513 | Illinois Valley | 0 | 0 | 0 | 0 | 0 | 0 | 0 | 0 | 0 | 0 |
| 525 | Joliet | 0 | 0 | 48 | 0 | 0 | 0 | 0 | 0 | 0 | 0 |
| 520 | Kankakee | 0 | 0 | 0 | 0 | 0 | 0 | 0 | 10 | 0 | 0 |
| 501 | Kaskaskia | 0 | 0 | 0 | 0 | 0 | 0 | 0 | 20 | 0 | 0 |
| 523 | Kishwaukee | 0 | 0 | 15 | 0 | 0 | 0 | 0 | 0 | 0 | 0 |
| 532 | Lake County | 0 | 50 | 14 | 0 | 0 | 0 | 0 | 0 | 0 | 0 |
| 517 | Lake Land | 0 | 0 | 0 | 0 | 0 | 0 | 0 | 137 | 0 | 0 |
| 536 | Lewis & Clark | 29 | 0 | 0 | 0 | 0 | 0 | 0 | 0 | 0 | 0 |
| 526 | Lincoln Land | 0 | 0 | 0 | 0 | 0 | 0 | 0 | 0 | 0 | 0 |
| 530 | Logan | 0 | 16 | 55 | 0 | 0 | 5 | 0 | 0 | 0 | 0 |
| 528 | McHenry | 0 | 0 | 0 | 0 | 0 | 0 | 0 | 0 | 0 | 0 |
| 524 | Moraine Valley | 0 | 34 | 0 | 0 | 0 | 0 | 0 | 0 | 0 | 0 |
| 527 | Morton | 0 | 0 | 0 | 0 | 0 | 0 | 0 | 89 | 0 | 0 |
| 535 | Oakton | 0 | 64 | 37 | 0 | 0 | 0 | 0 | 102 | 0 | 0 |
| 505 | Parkland | 0 | 0 | 22 | 0 | 0 | 38 | 0 | 0 | 0 | 60 |
| 515 | Prairie State | 0 | 0 | 0 | 0 | 0 | 0 | 0 | 0 | 0 | 0 |
| 521 | Rend Lake | 0 | 11 | 0 | 0 | 0 | 1 | 0 | 0 | 0 | 0 |
| 537 | Richland | 0 | 0 | 0 | 0 | 0 | 0 | 0 | 0 | 0 | 0 |
| 511 | Rock Valley | 0 | 0 | 3 | 0 | 0 | 0 | 41 | 0 | 0 | 0 |
| 518 | Sandburg | 0 | 0 | 0 | 0 | 0 | 0 | 0 | 0 | 0 | 0 |
| 506 | Sauk Valley | 0 | 0 | 0 | 0 | 0 | 0 | 0 | 0 | 0 | 0 |
| 531 | Shawnee | 0 | 24 | 7 | 0 | 0 | 7 | 0 | 0 | 0 | 0 |
| 510 | South Suburban | 0 | 0 | 91 | 0 | 10 | 388 | 160 | 0 | 0 | 0 |
| 533 | Southeastern | 0 | 10 | 0 | 0 | 0 | 6 | 0 | 0 | 0 | 0 |
| 534 | Spoon River | 0 | 0 | 0 | 0 | 0 | 0 | 0 | 0 | 0 | 0 |
| 601 | State Community | 6 | 0 | 0 | 0 | 0 | 0 | 0 | 0 | 0 | 0 |
| 504 | Triton | 0 | 0 | 0 | 1 | 0 | 0 | 0 | 0 | 0 | 0 |
| 516 | Waubonsee | 0 | 0 | 0 | 0 | 0 | 0 | 0 | 0 | 0 | 0 |
| 539 | Wood | 0 | 0 | 13 | 0 | 0 | 0 | 0 | 0 | 0 | 0 |
| | TOTALS | 60 | 453 | 662 | 1 | 184 | 855 | 383 | 881 | 74 | 60 |

SOURCE OF DATA: A1 Submission

Illinois Community College Board
Table III-3
ANNUAL UNDUPLICATED ENROLLMENT BY ACADEMIC PROGRAM BY COLLEGE
FOR FISCAL YEAR 1995

| Dist No. | District/College | Electronencephalograph Technology 12 510903 | Emergency Medical Technology/ Technician 12 510904 | Nuclear Medical Technology/ Technician 12 510905 | Medical Radiologic Technology/ Technician 12 510907 | Respiratory Therapy Technician 12 510908 | Surgical/Operating Room Technician 12 510909 | Diagnostic Medical Sonograpahy 12 510910 | Renal Dialysis Technology/ Technician 12 510911 | Radiation Therapy Assisting 12 510912 | Computerized Tomograpahy 12 510913 |
|---|---|---|---|---|---|---|---|---|---|---|---|
| 522 | Belleville | 0 | 258 | 0 | 105 | 40 | 0 | 0 | 0 | 0 | 0 |
| 503 | Black Hawk | 3 | 33 | 0 | 88 | 65 | 0 | 0 | 0 | 0 | 0 |
| 508 | Chicago | (0) | (185) | (0) | (221) | (76) | (0) | (11) | (42) | (0) | (0) |
| | Daley | 0 | 0 | 0 | 0 | 0 | 0 | 0 | 0 | 0 | 0 |
| | Kennedy-King | 0 | 0 | 0 | 0 | 0 | 0 | 0 | 0 | 0 | 0 |
| | Malcolm X | 0 | 180 | 0 | 119 | 33 | 0 | 0 | 42 | 0 | 0 |
| | Olive-Harvey | 0 | 0 | 0 | 0 | 43 | 0 | 0 | 0 | 0 | 0 |
| | Truman | 0 | 0 | 0 | 0 | 0 | 0 | 0 | 0 | 0 | 0 |
| | Washington | 0 | 5 | 0 | 0 | 0 | 0 | 0 | 0 | 0 | 0 |
| | Wilbur Wright | 0 | 0 | 0 | 102 | 0 | 0 | 11 | 0 | 0 | 0 |
| 507 | Danville | 0 | 0 | 0 | 52 | 0 | 0 | 0 | 0 | 0 | 0 |
| 502 | DuPage | 0 | 63 | 35 | 244 | 122 | 0 | 0 | 0 | 0 | 0 |
| 509 | Elgin | 0 | 0 | 0 | 0 | 0 | 90 | 0 | 0 | 0 | 0 |
| 512 | Harper | 0 | 0 | 0 | 0 | 0 | 2 | 0 | 0 | 0 | 0 |
| 540 | Heartland | 0 | 0 | 0 | 0 | 0 | 0 | 0 | 0 | 0 | 0 |
| 519 | Highland | 0 | 0 | 0 | 0 | 0 | 0 | 0 | 0 | 0 | 0 |
| 514 | Illinois Central | 0 | 39 | 0 | 191 | 116 | 129 | 0 | 0 | 0 | 0 |
| 529 | Illinois Eastern | (0) | (579) | (0) | (42) | (0) | (0) | (0) | (0) | (0) | (0) |
| | Frontier | 0 | 578 | 0 | 0 | 0 | 0 | 0 | 0 | 0 | 0 |
| | Lincoln Trail | 0 | 0 | 0 | 0 | 0 | 0 | 0 | 0 | 0 | 0 |
| | Olney Central | 0 | 1 | 0 | 42 | 0 | 0 | 0 | 0 | 0 | 0 |
| | Wabash | 0 | 0 | 0 | 0 | 0 | 0 | 0 | 0 | 0 | 0 |
| 513 | Illinois Valley | 0 | 0 | 0 | 0 | 0 | 0 | 0 | 0 | 0 | 0 |
| 525 | Joliet | 0 | 0 | 0 | 0 | 0 | 0 | 0 | 0 | 0 | 0 |
| 520 | Kankakee | 0 | 176 | 0 | 117 | 39 | 0 | 0 | 0 | 0 | 0 |
| 501 | Kaskaskia | 0 | 0 | 0 | 80 | 27 | 0 | 0 | 0 | 0 | 0 |
| 523 | Kishwaukee | 0 | 0 | 0 | 54 | 0 | 0 | 0 | 0 | 0 | 0 |
| 532 | Lake County | 0 | 0 | 0 | 97 | 0 | 0 | 0 | 0 | 0 | 0 |
| 517 | Lake Land | 0 | 0 | 0 | 0 | 0 | 0 | 0 | 0 | 0 | 0 |
| 536 | Lewis & Clark | 0 | 0 | 0 | 0 | 0 | 0 | 0 | 0 | 0 | 0 |
| 526 | Lincoln Land | 0 | 0 | 0 | 43 | 17 | 0 | 0 | 0 | 0 | 0 |
| 530 | Logan | 0 | 927 | 0 | 0 | 0 | 0 | 0 | 0 | 0 | 0 |
| 528 | McHenry | 0 | 108 | 0 | 0 | 0 | 0 | 0 | 0 | 0 | 0 |
| 524 | Moraine Valley | 0 | 447 | 0 | 79 | 52 | 0 | 0 | 0 | 0 | 0 |
| 527 | Morton | 0 | 0 | 0 | 0 | 0 | 0 | 0 | 0 | 0 | 0 |
| 535 | Oakton | 0 | 0 | 0 | 0 | 0 | 0 | 0 | 0 | 0 | 0 |
| 505 | Parkland | 0 | 10 | 0 | 30 | 46 | 14 | 0 | 0 | 18 | 0 |
| 515 | Prairie State | 0 | 0 | 0 | 0 | 0 | 9 | 0 | 0 | 0 | 0 |
| 521 | Rend Lake | 0 | 67 | 0 | 0 | 0 | 0 | 0 | 0 | 0 | 0 |
| 537 | Richland | 0 | 0 | 0 | 0 | 0 | 0 | 0 | 0 | 0 | 0 |
| 511 | Rock Valley | 0 | 0 | 0 | 0 | 107 | 0 | 0 | 0 | 0 | 0 |
| 518 | Sandburg | 0 | 72 | 0 | 80 | 0 | 0 | 0 | 0 | 0 | 0 |
| 506 | Sauk Valley | 0 | 0 | 0 | 122 | 0 | 0 | 0 | 0 | 0 | 0 |
| 531 | Shawnee | 0 | 0 | 0 | 0 | 0 | 0 | 0 | 0 | 0 | 0 |
| 510 | South Suburban | 0 | 255 | 0 | 338 | 0 | 0 | 0 | 0 | 0 | 0 |
| 533 | Southeastern | 0 | 135 | 0 | 0 | 0 | 0 | 0 | 0 | 0 | 0 |
| 534 | Spoon River | 0 | 0 | 0 | 0 | 0 | 0 | 0 | 0 | 0 | 0 |
| 601 | State Community | 0 | 4 | 0 | 0 | 0 | 0 | 0 | 0 | 0 | 0 |
| 504 | Triton | 0 | 0 | 61 | 141 | 64 | 76 | 64 | 0 | 0 | 26 |
| 516 | Waubonsee | 0 | 0 | 0 | 0 | 34 | 0 | 0 | 0 | 0 | 0 |
| 539 | Wood | 0 | 0 | 0 | 0 | 0 | 0 | 0 | 0 | 0 | 0 |
| | TOTALS | 3 | 3.358 | 96 | 2.124 | 805 | 320 | 75 | 42 | 18 | 26 |

SOURCE OF DATA: A1 Submission

Illinois Community College Board
Table III-3
ANNUAL UNDUPLICATED ENROLLMENT BY ACADEMIC PROGRAM BY COLLEGE
FOR FISCAL YEAR 1995

| Dist No. | District/College | Magnetic Resonance Imaging 12 510914 | Medical Laboratory Technician 12 511004 | Alcohol/Drug Abuse Counseling 12 511501 | Psychiatric/Mental Health Services Technician 12 511502 | Developmental Disabilities/ Habilitation Aide 12 511504 | Nursing (R.N. Training) 12 511601 | Practical Nurse (L.P.N. Training) 12 511613 | Nurse Assistant/Aide 12 511614 | Home Health Aide 12 511615 | Ophthalmic Medical Technologist 12 511803 |
|---|---|---|---|---|---|---|---|---|---|---|---|
| 522 | Belleville | 0 | 23 | 0 | 0 | 0 | 138 | 0 | 130 | 0 | 0 |
| 503 | Black Hawk | 0 | 0 | 0 | 0 | 0 | 622 | 220 | 99 | 0 | 0 |
| 508 | Chicago | (0) | (133) | (315) | (34) | (0) | (1,063) | (618) | (299) | (0) | (0) |
| | Daley | 0 | 0 | 0 | 0 | 0 | 169 | 0 | 0 | 0 | 0 |
| | Kennedy-King | 0 | 0 | 0 | 9 | 0 | 258 | 13 | 25 | 0 | 0 |
| | Malcolm X | 0 | 133 | 0 | 0 | 0 | 184 | 0 | 0 | 0 | 0 |
| | Olive-Harvey | 0 | 0 | 0 | 0 | 0 | 195 | 0 | 0 | 0 | 0 |
| | Truman | 0 | 0 | 0 | 0 | 0 | 257 | 0 | 0 | 0 | 0 |
| | Washington | 0 | 0 | 315 | 25 | 0 | 0 | 605 | 274 | 0 | 0 |
| | Wilbur Wright | 0 | 0 | 0 | 0 | 0 | 0 | 0 | 0 | 0 | 0 |
| 507 | Danville | 0 | 0 | 40 | 0 | 0 | 0 | 72 | 59 | 0 | 0 |
| 502 | DuPage | 0 | 0 | 230 | 0 | 0 | 791 | 7 | 73 | 0 | 0 |
| 509 | Elgin | 0 | 43 | 20 | 3 | 0 | 850 | 4 | 0 | 0 | 0 |
| 512 | Harper | 0 | 0 | 0 | 0 | 2 | 721 | 2 | 0 | 0 | 0 |
| 540 | Heartland | 0 | 0 | 0 | 0 | 0 | 170 | 48 | 0 | 0 | 0 |
| 519 | Highland | 0 | 0 | 0 | 0 | 0 | 220 | 124 | 44 | 0 | 0 |
| 514 | Illinois Central | 0 | 92 | 0 | 0 | 0 | 794 | 155 | 87 | 0 | 0 |
| 529 | Illinois Eastern | (0) | (0) | (0) | (0) | (0) | (220) | (98) | (117) | (0) | (0) |
| | Frontier | 0 | 0 | 0 | 0 | 0 | 0 | 0 | 42 | 0 | 0 |
| | Lincoln Trail | 0 | 0 | 0 | 0 | 0 | 0 | 0 | 36 | 0 | 0 |
| | Olney Central | 0 | 0 | 0 | 0 | 0 | 216 | 98 | 23 | 0 | 0 |
| | Wabash | 0 | 0 | 0 | 0 | 0 | 4 | 0 | 16 | 0 | 0 |
| 513 | Illinois Valley | 0 | 0 | 0 | 0 | 0 | 188 | 40 | 49 | 0 | 0 |
| 525 | Joliet | 0 | 0 | 0 | 0 | 0 | 391 | 0 | 143 | 0 | 0 |
| 520 | Kankakee | 0 | 46 | 0 | 0 | 0 | 412 | 160 | 21 | 0 | 0 |
| 501 | Kaskaskia | 0 | 0 | 0 | 0 | 0 | 249 | 76 | 28 | 0 | 0 |
| 523 | Kishwaukee | 0 | 0 | 0 | 0 | 0 | 102 | 0 | 39 | 0 | 0 |
| 532 | Lake County | 0 | 120 | 125 | 0 | 0 | 411 | 0 | 0 | 0 | 0 |
| 517 | Lake Land | 0 | 0 | 0 | 0 | 0 | 269 | 165 | 102 | 0 | 0 |
| 536 | Lewis & Clark | 0 | 47 | 0 | 0 | 0 | 222 | 34 | 174 | 0 | 0 |
| 526 | Lincoln Land | 0 | 0 | 0 | 0 | 0 | 210 | 0 | 98 | 0 | 0 |
| 530 | Logan | 0 | 19 | 0 | 0 | 0 | 98 | 123 | 68 | 0 | 0 |
| 528 | McHenry | 0 | 0 | 0 | 0 | 5 | 0 | 0 | 109 | 1 | 0 |
| 524 | Moraine Valley | 0 | 44 | 167 | 0 | 0 | 236 | 0 | 0 | 0 | 0 |
| 527 | Morton | 0 | 0 | 0 | 0 | 0 | 145 | 0 | 27 | 0 | 0 |
| 535 | Oakton | 0 | 43 | 0 | 0 | 0 | 215 | 0 | 3 | 0 | 0 |
| 505 | Parkland | 0 | 0 | 0 | 0 | 0 | 409 | 59 | 60 | 0 | 0 |
| 515 | Prairie State | 0 | 0 | 76 | 75 | 0 | 696 | 0 | 74 | 0 | 0 |
| 521 | Rend Lake | 0 | 18 | 0 | 0 | 0 | 109 | 180 | 98 | 0 | 0 |
| 537 | Richland | 0 | 0 | 0 | 0 | 0 | 266 | 0 | 0 | 0 | 0 |
| 511 | Rock Valley | 0 | 0 | 0 | 0 | 0 | 415 | 0 | 210 | 0 | 0 |
| 518 | Sandburg | 0 | 0 | 0 | 0 | 0 | 304 | 86 | 90 | 0 | 0 |
| 506 | Sauk Valley | 0 | 39 | 0 | 0 | 0 | 182 | 87 | 18 | 0 | 0 |
| 531 | Shawnee | 0 | 8 | 0 | 0 | 0 | 77 | 150 | 23 | 0 | 0 |
| 510 | South Suburban | 0 | 0 | 0 | 27 | 0 | 1,163 | 246 | 235 | 0 | 0 |
| 533 | Southeastern | 0 | 14 | 0 | 26 | 0 | 73 | 188 | 0 | 0 | 0 |
| 534 | Spoon River | 0 | 0 | 0 | 0 | 0 | 0 | 132 | 82 | 0 | 0 |
| 601 | State Community | 0 | 0 | 48 | 0 | 0 | 46 | 0 | 87 | 0 | 0 |
| 504 | Triton | 51 | 1 | 129 | 0 | 0 | 481 | 306 | 160 | 0 | 64 |
| 516 | Waubonsee | 0 | 0 | 28 | 0 | 0 | 598 | 0 | 87 | 0 | 0 |
| 539 | Wood | 0 | 0 | 0 | 0 | 0 | 56 | 104 | 73 | 1 | 0 |
| | TOTALS | 51 | 690 | 1,178 | 165 | 7 | 13,612 | 3,484 | 3,066 | 2 | 64 |

SOURCE OF DATA: A1 Submission

Illinois Community College Board
Table III-3
ANNUAL UNDUPLICATED ENROLLMENT BY ACADEMIC PROGRAM BY COLLEGE
FOR FISCAL YEAR 1995

| Dist No. | District/College | Medical Laboratory Aide/ Phlebotomy 12 512602 | Therapeutic Recreational Assisting 12 512604 | Allied Health Course Enrollees 12 519999 | Business Administration & Management, General 12 520201 | Purchasing, Procurement, & Contracts Mgmt. 12 520202 | Logistics & Materials Management 12 520203 | Office Supervision & Management 12 520204 | Operations Management & Supervision 12 520205 | Accounting Technician 12 520302 | Administrative Asst./Secretarial Science, General 12 520401 |
|---|---|---|---|---|---|---|---|---|---|---|---|
| 522 | Belleville | 0 | 0 | 1,140 | 371 | 0 | 0 | 0 | 0 | 153 | 218 |
| 503 | Black Hawk | 0 | 0 | 0 | 220 | 0 | 0 | 28 | 0 | 183 | 127 |
| 508 | Chicago | (0) | (0) | (0) | (269) | (0) | (0) | (0) | (0) | (1,122) | (249) |
| | Daley | 0 | 0 | 0 | 67 | 0 | 0 | 0 | 0 | 290 | 16 |
| | Kennedy-King | 0 | 0 | 0 | 17 | 0 | 0 | 0 | 0 | 68 | 52 |
| | Malcolm X | 0 | 0 | 0 | 7 | 0 | 0 | 0 | 0 | 57 | 22 |
| | Olive-Harvey | 0 | 0 | 0 | 80 | 0 | 0 | 0 | 0 | 109 | 47 |
| | Truman | 0 | 0 | 0 | 34 | 0 | 0 | 0 | 0 | 183 | 48 |
| | Washington | 0 | 0 | 0 | 31 | 0 | 0 | 0 | 0 | 332 | 44 |
| | Wilbur Wright | 0 | 0 | 0 | 33 | 0 | 0 | 0 | 0 | 83 | 20 |
| 507 | Danville | 0 | 0 | 32 | 0 | 0 | 0 | 15 | 0 | 110 | 28 |
| 502 | DuPage | 0 | 0 | 0 | 367 | 0 | 0 | 33 | 0 | 560 | 351 |
| 509 | Elgin | 0 | 0 | 0 | 153 | 0 | 0 | 173 | 5 | 141 | 156 |
| 512 | Harper | 0 | 0 | 507 | 37 | 0 | 0 | 0 | 0 | 244 | 33 |
| 540 | Heartland | 0 | 0 | 0 | 0 | 0 | 3 | 0 | 0 | 0 | 146 |
| 519 | Highland | 0 | 0 | 0 | 107 | 0 | 0 | 33 | 0 | 83 | 69 |
| 514 | Illinois Central | 0 | 0 | 122 | 433 | 0 | 1 | 13 | 0 | 375 | 187 |
| 529 | Illinois Eastern | (0) | (0) | (0) | (0) | (0) | (0) | (0) | (0) | (46) | (103) |
| | Frontier | 0 | 0 | 0 | 0 | 0 | 0 | 0 | 0 | 0 | 27 |
| | Lincoln Trail | 0 | 0 | 0 | 0 | 0 | 0 | 0 | 0 | 0 | 28 |
| | Olney Central | 0 | 0 | 0 | 0 | 0 | 0 | 0 | 0 | 46 | 24 |
| | Wabash | 0 | 0 | 0 | 0 | 0 | 0 | 0 | 0 | 0 | 24 |
| 513 | Illinois Valley | 0 | 0 | 73 | 49 | 0 | 0 | 0 | 0 | 103 | 20 |
| 525 | Joliet | 0 | 0 | 778 | 0 | 0 | 0 | 0 | 48 | 145 | 226 |
| 520 | Kankakee | 0 | 0 | 352 | 171 | 0 | 0 | 0 | 0 | 187 | 124 |
| 501 | Kaskaskia | 0 | 0 | 3 | 94 | 0 | 0 | 2 | 0 | 108 | 3 |
| 523 | Kishwaukee | 0 | 0 | 49 | 45 | 0 | 0 | 0 | 10 | 21 | 48 |
| 532 | Lake County | 0 | 0 | 931 | 476 | 0 | 0 | 0 | 16 | 354 | 231 |
| 517 | Lake Land | 0 | 0 | 0 | 0 | 0 | 0 | 3 | 0 | 121 | 44 |
| 536 | Lewis & Clark | 0 | 0 | 77 | 120 | 0 | 0 | 0 | 23 | 128 | 50 |
| 526 | Lincoln Land | 0 | 0 | 0 | 275 | 0 | 0 | 10 | 0 | 80 | 60 |
| 530 | Logan | 0 | 0 | 0 | 0 | 0 | 0 | 2 | 0 | 143 | 2 |
| 528 | McHenry | 0 | 0 | 100 | 116 | 0 | 0 | 0 | 16 | 102 | 132 |
| 524 | Moraine Valley | 126 | 70 | 44 | 792 | 0 | 0 | 0 | 26 | 5 | 528 |
| 527 | Morton | 0 | 0 | 0 | 26 | 0 | 0 | 0 | 0 | 11 | 20 |
| 535 | Oakton | 0 | 0 | 0 | 0 | 0 | 25 | 11 | 125 | 492 | 353 |
| 505 | Parkland | 0 | 0 | 96 | 206 | 0 | 8 | 0 | 0 | 223 | 23 |
| 515 | Prairie State | 0 | 0 | 0 | 0 | 0 | 0 | 0 | 93 | 1 | 162 |
| 521 | Rend Lake | 0 | 0 | 55 | 26 | 0 | 0 | 0 | 0 | 19 | 44 |
| 537 | Richland | 0 | 0 | 61 | 262 | 0 | 0 | 0 | 1 | 0 | 322 |
| 511 | Rock Valley | 0 | 0 | 0 | 527 | 0 | 89 | 2 | 0 | 298 | 168 |
| 518 | Sandburg | 0 | 0 | 0 | 0 | 1 | 0 | 0 | 0 | 105 | 115 |
| 506 | Sauk Valley | 0 | 0 | 0 | 98 | 0 | 0 | 0 | 0 | 90 | 60 |
| 531 | Shawnee | 0 | 0 | 0 | 28 | 0 | 0 | 0 | 0 | 61 | 5 |
| 510 | South Suburban | 0 | 0 | 36 | 0 | 0 | 7 | 114 | 0 | 261 | 47 |
| 533 | Southeastern | 0 | 0 | 0 | 99 | 0 | 0 | 0 | 0 | 1 | 65 |
| 534 | Spoon River | 0 | 0 | 7 | 0 | 0 | 0 | 0 | 0 | 2 | 172 |
| 601 | State Community | 0 | 0 | 0 | 0 | 0 | 0 | 0 | 0 | 0 | 45 |
| 504 | Triton | 0 | 65 | 46 | 345 | 0 | 0 | 0 | 18 | 178 | 73 |
| 516 | Waubonsee | 0 | 0 | 85 | 143 | 0 | 45 | 0 | 35 | 270 | 99 |
| 539 | Wood | 0 | 0 | 62 | 115 | 0 | 0 | 0 | 0 | 42 | 70 |
| | TOTALS | 126 | 135 | 4,656 | 5,970 | 1 | 178 | 439 | 416 | 6,568 | 4,978 |

SOURCE OF DATA: A1 Submission

Illinois Community College Board
Table III-3
ANNUAL UNDUPLICATED ENROLLMENT BY ACADEMIC PROGRAM BY COLLEGE
FOR FISCAL YEAR 1995

| Dist No. | District/College | Executive Assistant/Secretary 12 520402 | Legal Administrative Assistant/ Secretary 12 520403 | Medical Administrative Assistant/ Secretary 12 520404 | Court Reporter 12 520405 | Information Processing/Data Entry Technician 12 520407 | General Office/Clerical & Typing Services 12 520408 | Enterprise Mgmt. & Operation, General 12 520701 | Banking & Financial Support Services 12 520803 | Investments & Securities 12 520807 | Hotel/Motel & Restaurant Management 12 520902 |
|---|---|---|---|---|---|---|---|---|---|---|---|
| 522 | Belleville | 0 | 55 | 9 | 0 | 561 | 17 | 57 | 40 | 0 | 0 |
| 503 | Black Hawk | 0 | 59 | 75 | 0 | 72 | 0 | 18 | 126 | 0 | 34 |
| 508 | Chicago | (0) | (5) | (13) | (0) | (66) | (105) | (0) | (57) | (0) | (39) |
| | Daley | 0 | 1 | 5 | 0 | 0 | 0 | 0 | 0 | 0 | 0 |
| | Kennedy-King | 0 | 0 | 0 | 0 | 0 | 4 | 0 | 0 | 0 | 0 |
| | Malcolm X | 0 | 0 | 0 | 0 | 0 | 0 | 0 | 0 | 0 | 0 |
| | Olive-Harvey | 0 | 0 | 0 | 0 | 0 | 1 | 0 | 0 | 0 | 0 |
| | Truman | 0 | 0 | 4 | 0 | 0 | 4 | 0 | 0 | 0 | 0 |
| | Washington | 0 | 4 | 4 | 0 | 66 | 95 | 0 | 57 | 0 | 39 |
| | Wilbur Wright | 0 | 0 | 0 | 0 | 0 | 1 | 0 | 0 | 0 | 0 |
| 507 | Danville | 44 | 0 | 86 | 0 | 57 | 15 | 0 | 0 | 0 | 0 |
| 502 | DuPage | 0 | 58 | 0 | 0 | 0 | 0 | 0 | 0 | 0 | 125 |
| 509 | Elgin | 84 | 17 | 13 | 0 | 7 | 1 | 0 | 0 | 0 | 0 |
| 512 | Harper | 85 | 27 | 7 | 0 | 1 | 19 | 16 | 69 | 0 | 0 |
| 540 | Heartland | 0 | 0 | 0 | 0 | 31 | 0 | 28 | 0 | 0 | 0 |
| 519 | Highland | 0 | 0 | 0 | 0 | 0 | 19 | 0 | 0 | 0 | 0 |
| 514 | Illinois Central | 5 | 0 | 121 | 43 | 132 | 37 | 0 | 78 | 0 | 0 |
| 529 | Illinois Eastern | (17) | (0) | (28) | (16) | (191) | (0) | (0) | (12) | (0) | (0) |
| | Frontier | 0 | 0 | 0 | 0 | 84 | 0 | 0 | 0 | 0 | 0 |
| | Lincoln Trail | 17 | 0 | 0 | 0 | 27 | 0 | 0 | 12 | 0 | 0 |
| | Olney Central | 0 | 0 | 28 | 0 | 49 | 0 | 0 | 0 | 0 | 0 |
| | Wabash | 0 | 0 | 0 | 16 | 31 | 0 | 0 | 0 | 0 | 0 |
| 513 | Illinois Valley | 0 | 0 | 0 | 0 | 91 | 40 | 0 | 0 | 0 | 0 |
| 525 | Joliet | 0 | 19 | 0 | 0 | 373 | 21 | 0 | 0 | 0 | 0 |
| 520 | Kankakee | 0 | 58 | 57 | 0 | 41 | 17 | 0 | 0 | 0 | 0 |
| 501 | Kaskaskia | 59 | 0 | 0 | 0 | 0 | 7 | 0 | 1 | 0 | 0 |
| 523 | Kishwaukee | 0 | 5 | 0 | 0 | 5 | 8 | 3 | 0 | 0 | 0 |
| 532 | Lake County | 1 | 0 | 0 | 0 | 107 | 0 | 0 | 0 | 0 | 0 |
| 517 | Lake Land | 0 | 18 | 42 | 0 | 0 | 33 | 0 | 2 | 0 | 0 |
| 536 | Lewis & Clark | 0 | 47 | 65 | 30 | 3 | 28 | 1 | 10 | 0 | 35 |
| 526 | Lincoln Land | 26 | 0 | 37 | 0 | 111 | 31 | 0 | 0 | 0 | 0 |
| 530 | Logan | 45 | 43 | 17 | 0 | 0 | 37 | 0 | 29 | 0 | 0 |
| 528 | McHenry | 0 | 0 | 0 | 0 | 54 | 0 | 12 | 0 | 0 | 0 |
| 524 | Moraine Valley | 10 | 14 | 0 | 0 | 0 | 3 | 0 | 59 | 0 | 0 |
| 527 | Morton | 0 | 13 | 14 | 0 | 14 | 1 | 0 | 1 | 0 | 0 |
| 535 | Oakton | 44 | 0 | 0 | 0 | 0 | 0 | 0 | 44 | 24 | 196 |
| 505 | Parkland | 54 | 55 | 53 | 0 | 55 | 10 | 0 | 24 | 0 | 32 |
| 515 | Prairie State | 0 | 30 | 0 | 0 | 144 | 0 | 44 | 43 | 0 | 2 |
| 521 | Rend Lake | 0 | 28 | 46 | 0 | 0 | 0 | 34 | 0 | 0 | 0 |
| 537 | Richland | 0 | 0 | 0 | 0 | 126 | 0 | 0 | 2 | 0 | 0 |
| 511 | Rock Valley | 0 | 35 | 46 | 0 | 0 | 1 | 68 | 137 | 0 | 9 |
| 518 | Sandburg | 0 | 3 | 14 | 0 | 14 | 42 | 0 | 0 | 0 | 0 |
| 506 | Sauk Valley | 0 | 21 | 30 | 0 | 20 | 13 | 0 | 9 | 0 | 0 |
| 531 | Shawnee | 29 | 12 | 65 | 0 | 1 | 10 | 0 | 0 | 0 | 4 |
| 510 | South Suburban | 96 | 0 | 27 | 170 | 18 | 14 | 80 | 72 | 0 | 0 |
| 533 | Southeastern | 0 | 0 | 1 | 0 | 0 | 27 | 0 | 0 | 0 | 0 |
| 534 | Spoon River | 0 | 0 | 0 | 0 | 0 | 11 | 0 | 7 | 0 | 0 |
| 601 | State Community | 0 | 0 | 0 | 0 | 5 | 0 | 3 | 0 | 0 | 1 |
| 504 | Triton | 89 | 65 | 0 | 288 | 31 | 7 | 6 | 0 | 0 | 70 |
| 516 | Waubonsee | 41 | 12 | 17 | 0 | 28 | 68 | 107 | 64 | 0 | 0 |
| 539 | Wood | 19 | 20 | 29 | 0 | 12 | 39 | 0 | 0 | 0 | 0 |
| | TOTALS | 748 | 719 | 912 | 547 | 2.371 | 681 | 477 | 886 | 24 | 547 |

SOURCE OF DATA: A1 Submission

Illinois Community College Board
Table III-3
ANNUAL UNDUPLICATED ENROLLMENT BY ACADEMIC PROGRAM BY COLLEGE
FOR FISCAL YEAR 1995

| Dist No. | District/College | Human Resources Management 12 521001 | Labor/Personnel Relations & Studies 12 521002 | International Business 12 521101 | MIS/Business Data Processing 12 521201 | Business Computer Programming/ Programmer 12 521202 | Business Systems Networking & Telecommunications 12 521204 | Business Computer Facilities Operator 12 521205 | International Business Marketing 12 521403 | Real Estate 12 521501 | Business Mgmt. & Administrative Services Course Enrollees 12 529999 |
|---|---|---|---|---|---|---|---|---|---|---|---|
| 522 | Belleville | 0 | 0 | 0 | 0 | 136 | 0 | 6 | 0 | 19 | 2,547 |
| 503 | Black Hawk | 0 | 5 | 0 | 0 | 242 | 0 | 6 | 0 | 3 | 0 |
| 508 | Chicago | (0) | (0) | (28) | (0) | (1,132) | (0) | (35) | (0) | (8) | (1,987) |
| | Daley | 0 | 0 | 0 | 0 | 252 | 0 | 0 | 0 | 0 | 37 |
| | Kennedy-King | 0 | 0 | 0 | 0 | 187 | 0 | 0 | 0 | 2 | 234 |
| | Malcolm X | 0 | 0 | 0 | 0 | 47 | 0 | 0 | 0 | 0 | 65 |
| | Olive-Harvey | 0 | 0 | 0 | 0 | 171 | 0 | 0 | 0 | 0 | 54 |
| | Truman | 0 | 0 | 0 | 0 | 228 | 0 | 35 | 0 | 0 | 79 |
| | Washington | 0 | 0 | 28 | 0 | 209 | 0 | 0 | 0 | 6 | 1,293 |
| | Wilbur Wright | 0 | 0 | 0 | 0 | 38 | 0 | 0 | 0 | 0 | 225 |
| 507 | Danville | 0 | 0 | 0 | 0 | 171 | 0 | 56 | 0 | 6 | 85 |
| 502 | DuPage | 0 | 0 | 0 | 0 | 688 | 0 | 50 | 0 | 154 | 1 |
| 509 | Elgin | 0 | 0 | 0 | 0 | 697 | 0 | 22 | 0 | 235 | 0 |
| 512 | Harper | 0 | 0 | 47 | 0 | 506 | 0 | 11 | 0 | 51 | 1,638 |
| 540 | Heartland | 0 | 0 | 0 | 32 | 20 | 0 | 0 | 0 | 0 | 0 |
| 519 | Highland | 10 | 0 | 0 | 0 | 53 | 0 | 0 | 0 | 0 | 136 |
| 514 | Illinois Central | 0 | 0 | 0 | 0 | 356 | 0 | 6 | 0 | 53 | 603 |
| 529 | Illinois Eastern | (0) | (0) | (0) | (0) | (25) | (0) | (0) | (0) | (0) | (264) |
| | Frontier | 0 | 0 | 0 | 0 | 0 | 0 | 0 | 0 | 0 | 215 |
| | Lincoln Trail | 0 | 0 | 0 | 0 | 25 | 0 | 0 | 0 | 0 | 0 |
| | Olney Central | 0 | 0 | 0 | 0 | 0 | 0 | 0 | 0 | 0 | 36 |
| | Wabash | 0 | 0 | 0 | 0 | 0 | 0 | 0 | 0 | 0 | 13 |
| 513 | Illinois Valley | 0 | 0 | 0 | 0 | 38 | 0 | 14 | 0 | 0 | 1,043 |
| 525 | Joliet | 10 | 0 | 0 | 0 | 168 | 0 | 0 | 0 | 40 | 40 |
| 520 | Kankakee | 0 | 0 | 0 | 0 | 120 | 0 | 0 | 0 | 0 | 219 |
| 501 | Kaskaskia | 0 | 0 | 0 | 0 | 65 | 0 | 0 | 0 | 0 | 83 |
| 523 | Kishwaukee | 0 | 0 | 0 | 0 | 19 | 0 | 0 | 0 | 1 | 310 |
| 532 | Lake County | 0 | 0 | 0 | 0 | 439 | 0 | 51 | 0 | 83 | 1,447 |
| 517 | Lake Land | 0 | 0 | 0 | 0 | 128 | 0 | 52 | 0 | 0 | 0 |
| 536 | Lewis & Clark | 1 | 0 | 0 | 0 | 76 | 0 | 0 | 0 | 0 | 910 |
| 526 | Lincoln Land | 0 | 0 | 0 | 0 | 292 | 0 | 0 | 0 | 28 | 0 |
| 530 | Logan | 0 | 0 | 0 | 0 | 163 | 0 | 0 | 0 | 104 | 1 |
| 528 | McHenry | 0 | 0 | 5 | 0 | 255 | 0 | 0 | 0 | 127 | 820 |
| 524 | Moraine Valley | 0 | 0 | 0 | 0 | 595 | 0 | 67 | 0 | 69 | 395 |
| 527 | Morton | 0 | 0 | 0 | 0 | 37 | 0 | 0 | 0 | 5 | 0 |
| 535 | Oakton | 8 | 0 | 0 | 0 | 923 | 0 | 0 | 1 | 232 | 58 |
| 505 | Parkland | 0 | 0 | 0 | 0 | 265 | 78 | 12 | 0 | 21 | 1,170 |
| 515 | Prairie State | 0 | 0 | 0 | 0 | 230 | 0 | 48 | 0 | 49 | 0 |
| 521 | Rend Lake | 0 | 0 | 0 | 0 | 19 | 0 | 0 | 0 | 0 | 125 |
| 537 | Richland | 0 | 0 | 0 | 0 | 64 | 0 | 0 | 0 | 25 | 235 |
| 511 | Rock Valley | 0 | 0 | 21 | 0 | 446 | 0 | 0 | 0 | 1 | 0 |
| 518 | Sandburg | 3 | 0 | 0 | 0 | 107 | 0 | 0 | 0 | 16 | 0 |
| 506 | Sauk Valley | 0 | 0 | 0 | 0 | 48 | 0 | 2 | 0 | 0 | 0 |
| 531 | Shawnee | 0 | 0 | 0 | 0 | 111 | 0 | 0 | 0 | 0 | 0 |
| 510 | South Suburban | 0 | 0 | 0 | 0 | 237 | 0 | 0 | 0 | 21 | 239 |
| 533 | Southeastern | 0 | 0 | 0 | 0 | 98 | 0 | 0 | 0 | 40 | 0 |
| 534 | Spoon River | 0 | 0 | 0 | 0 | 53 | 0 | 0 | 0 | 0 | 90 |
| 601 | State Community | 0 | 0 | 0 | 0 | 36 | 0 | 3 | 0 | 0 | 2 |
| 504 | Triton | 13 | 0 | 0 | 0 | 249 | 0 | 29 | 0 | 85 | 726 |
| 516 | Waubonsee | 0 | 0 | 0 | 0 | 143 | 0 | 0 | 0 | 60 | 770 |
| 539 | Wood | 0 | 0 | 0 | 0 | 1 | 0 | 0 | 0 | 0 | 67 |
| | TOTALS | 45 | 5 | 101 | 32 | 9,451 | 78 | 470 | 1 | 1,536 | 16,011 |

SOURCE OF DATA: A1 Submission

Illinois Community College Board
Table III-3
ANNUAL UNDUPLICATED ENROLLMENT BY ACADEMIC PROGRAM BY COLLEGE
FOR FISCAL YEAR 1995

| Dist No. | District/College | General Studies | Vocational Skills | Adult Basic Education | Adult Secondary Education | Total |
|---|---|---|---|---|---|---|
| 522 | Belleville | 0 | 198 | 2,134 | 11 | 23,409 |
| 503 | Black Hawk | 454 | 1,592 | 1,527 | 982 | 14,526 |
| 508 | Chicago | (3,608) | (16,184) | (35,547) | (4,704) | (160,037) |
| | Daley | 140 | 988 | 2,508 | 56 | 16,865 |
| | Kennedy-King | 351 | 1,239 | 5,250 | 514 | 14,634 |
| | Malcolm X | 88 | 931 | 15,737 | 1,335 | 30,996 |
| | Olive-Harvey | 185 | 2,579 | 3,228 | 824 | 12,948 |
| | Truman | 1,151 | 1,933 | 4,243 | 213 | 35,309 |
| | Washington | 1,376 | 5,332 | 1,990 | 715 | 26,278 |
| | Wilbur Wright | 317 | 3,182 | 2,591 | 1,047 | 23,007 |
| 507 | Danville | 0 | 237 | 269 | 211 | 4,657 |
| 502 | DuPage | 8,503 | 12,929 | 3,946 | 1,080 | 54,350 |
| 509 | Elgin | 16 | 2,145 | 2,528 | 191 | 16,560 |
| 512 | Harper | 583 | 157 | 3,013 | 5 | 27,410 |
| 540 | Heartland | 0 | 127 | 2 | 5 | 4,837 |
| 519 | Highland | 1,038 | 3,046 | 485 | 227 | 7,700 |
| 514 | Illinois Central | 407 | 52 | 656 | 13 | 19,112 |
| 529 | Illinois Eastern | (19) | (4,056) | (409) | (206) | (25,045) |
| | Frontier | 6 | 3,572 | 265 | 85 | 6,702 |
| | Lincoln Trail | 8 | 168 | 81 | 52 | 2,013 |
| | Olney Central | 2 | 38 | 51 | 24 | 2,241 |
| | Wabash | 3 | 278 | 12 | 45 | 14,089 |
| 513 | Illinois Valley | 290 | 0 | 201 | 244 | 6,548 |
| 525 | Joliet | 247 | 123 | 942 | 330 | 15,957 |
| 520 | Kankakee | 1,116 | 1,466 | 1,133 | 446 | 9,889 |
| 501 | Kaskaskia | 560 | 205 | 97 | 491 | 5,674 |
| 523 | Kishwaukee | 258 | 8 | 643 | 357 | 5,789 |
| 532 | Lake County | 492 | 540 | 986 | 161 | 24,173 |
| 517 | Lake Land | 0 | 2,692 | 373 | 144 | 9,245 |
| 536 | Lewis & Clark | 364 | 91 | 371 | 407 | 8,720 |
| 526 | Lincoln Land | 407 | 327 | 0 | 13 | 18,721 |
| 530 | Logan | 0 | 410 | 213 | 378 | 9,202 |
| 528 | McHenry | 0 | 401 | 1,005 | 322 | 9,734 |
| 524 | Moraine Valley | 0 | 1,476 | 1,354 | 829 | 22,596 |
| 527 | Morton | 104 | 292 | 2,215 | 280 | 6,901 |
| 535 | Oakton | 24 | 5,128 | 3,006 | 313 | 26,897 |
| 505 | Parkland | 0 | 0 | 357 | 250 | 14,393 |
| 515 | Prairie State | 494 | 8 | 650 | 619 | 9,888 |
| 521 | Rend Lake | 0 | 4,036 | 148 | 179 | 9,110 |
| 537 | Richland | 82 | 1 | 791 | 77 | 6,746 |
| 511 | Rock Valley | 114 | 3,145 | 216 | 14 | 13,915 |
| 518 | Sandburg | 9 | 1,624 | 47 | 402 | 5,597 |
| 506 | Sauk Valley | 3 | 686 | 32 | 247 | 4,511 |
| 531 | Shawnee | 175 | 457 | 126 | 306 | 3,891 |
| 510 | South Suburban | 906 | 3,904 | 1,080 | 652 | 17,368 |
| 533 | Southeastern | 497 | 1,304 | 256 | 636 | 6,144 |
| 534 | Spoon River | 0 | 379 | 271 | 280 | 3,959 |
| 601 | State Community | 29 | 98 | 95 | 174 | 1,703 |
| 504 | Triton | 1 | 10,513 | 1,873 | 1,293 | 31,863 |
| 516 | Waubonsee | 720 | 298 | 1,571 | 409 | 11,398 |
| 539 | Wood | 3 | 56 | 188 | 199 | 4,068 |
| | TOTALS | 21,523 | 80,391 | 70,756 | 18,087 | 682,243 |

SOURCE OF DATA: A1 Submission

Illinois Community College Board
Table III-4
SUMMARY OF ANNUAL UNDUPLICATED HEADCOUNT ENROLLMENT BY AGE
FOR FISCAL YEAR 1995

| Dist. No. | District/College | Mean Age | Median Age | 16 & Under | 17-20 | 21-24 | 25-30 | 31-39 | 40-55 | Over 55 | Unknown |
|---|---|---|---|---|---|---|---|---|---|---|---|
| 522 | Belleville | 30.31 | 27.25 | 251 | 6,062 | 3,865 | 3,612 | 4,829 | 4,009 | 714 | 67 |
| 503 | Black Hawk | 30.61 | 26.08 | 307 | 4,118 | 2,251 | 2,130 | 2,563 | 2,332 | 693 | 132 |
| 508 | Chicago | (30.08) | (26.43) | (3,023) | (35,260) | (31,172) | (30,621) | (30,289) | (22,068) | (7,391) | (213) |
| | Daley | 28.28 | 24.92 | 249 | 4,493 | 3,680 | 3,227 | 2,897 | 1,973 | 332 | 14 |
| | Kennedy-King | 32.07 | 28.08 | 344 | 3,167 | 2,477 | 2,451 | 2,903 | 2,155 | 1,127 | 10 |
| | Malcolm X | 28.52 | 25.67 | 764 | 7,377 | 6,442 | 6,279 | 6,024 | 3,473 | 615 | 22 |
| | Olive-Harvey | 28.29 | 24.00 | 424 | 3,983 | 2,533 | 1,862 | 2,117 | 1,605 | 398 | 26 |
| | Truman | 33.07 | 28.67 | 493 | 5,689 | 6,637 | 7,220 | 6,643 | 5,273 | 3,335 | 19 |
| | Washington | 31.72 | 28.92 | 305 | 3,884 | 4,887 | 5,754 | 5,839 | 4,478 | 1,035 | 96 |
| | Wilbur Wright | 28.60 | 24.75 | 444 | 6,667 | 4,516 | 3,828 | 3,866 | 3,111 | 549 | 26 |
| 507 | Danville | 29.32 | 25.33 | 44 | 1,481 | 684 | 637 | 834 | 747 | 105 | 125 |
| 502 | DuPage | 31.12 | 2625 | 430 | 14,565 | 9,729 | 8,301 | 9,106 | 8,694 | 3,179 | 346 |
| 509 | Elgin | 29.56 | 26.08 | 498 | 4,371 | 2,756 | 2,703 | 3,099 | 2,571 | 466 | 96 |
| 512 | Harper | 28.48 | 24.67 | 128 | 8,458 | 5,383 | 4,513 | 4,656 | 3,714 | 489 | 69 |
| 540 | Heartland | 27.78 | 23.42 | 42 | 1,536 | 1,188 | 657 | 751 | 572 | 91 | 0 |
| 519 | Highland | 35.11 | 33.67 | 65 | 1,420 | 775 | 961 | 1,739 | 1,971 | 575 | 194 |
| 514 | Illinois Central | 28.83 | 24.67 | 157 | 6,295 | 3,263 | 2,805 | 3,155 | 2,889 | 458 | 90 |
| 529 | Illinois Eastern | (34.54) | (31.94) | (1,264) | (2,816) | (1,678) | (2,406) | (5,690) | (8,586) | (2,504) | (101) |
| | Frontier | 34.88 | 32.67 | 1,095 | 757 | 487 | 718 | 1,260 | 1,481 | 829 | 75 |
| | Lincoln Trail | 32.27 | 28.92 | 49 | 499 | 265 | 286 | 368 | 408 | 132 | 6 |
| | Olney Central | 29.67 | 24.67 | 34 | 808 | 298 | 288 | 365 | 350 | 95 | 3 |
| | Wabash | 41.35 | 41.50 | 86 | 752 | 628 | 1,114 | 3,697 | 6,347 | 1,448 | 17 |
| 513 | Illinois Valley | 29.80 | 25.33 | 188 | 2,121 | 871 | 731 | 1,130 | 1,219 | 196 | 92 |
| 525 | Joliet | 28.96 | 24.92 | 231 | 5,305 | 2,436 | 2,127 | 3,016 | 2,500 | 335 | 7 |
| 520 | Kankakee | 30.12 | 26.33 | 524 | 2,530 | 1,316 | 1,339 | 1,775 | 1,662 | 437 | 306 |
| 501 | Kaskaskia | 28.66 | 25.33 | 75 | 1,894 | 786 | 850 | 1,093 | 809 | 100 | 67 |
| 523 | Kishwaukee | 27.28 | 23.33 | 99 | 1,841 | 1,319 | 816 | 938 | 669 | 95 | 12 |
| 532 | Lake County | 30.02 | 27.00 | 162 | 6,216 | 4,217 | 4,094 | 4,981 | 3,874 | 629 | 0 |
| 517 | Lake Land | 29.51 | 26.25 | 209 | 2,580 | 1,515 | 1,410 | 1,859 | 1,431 | 241 | 0 |
| 536 | Lewis & Clark | 29.14 | 25.00 | 249 | 2,597 | 1,237 | 1,162 | 1,472 | 1,174 | 284 | 545 |
| 526 | Lincoln Land | 31.16 | 28.50 | 91 | 3,588 | 2,196 | 2,342 | 3,167 | 2,775 | 496 | 4,066 |
| 530 | Logan | 28.63 | 24.00 | 137 | 2,707 | 2,098 | 1,268 | 1,437 | 1,222 | 287 | 46 |
| 528 | McHenry | 30.11 | 26.92 | 166 | 2,797 | 1,393 | 1,399 | 1,907 | 1,814 | 222 | 36 |
| 524 | Moraine Valley | 27.23 | 23.08 | 189 | 8,126 | 4,338 | 3,047 | 3,422 | 2,639 | 289 | 546 |
| 527 | Morton | 29.20 | 25.58 | 46 | 1,853 | 1,386 | 1,191 | 1,289 | 916 | 198 | 22 |
| 535 | Oakton | 32.91 | 29.17 | 126 | 5,983 | 4,486 | 3,936 | 4,735 | 5,769 | 1,860 | 2 |
| 505 | Parkland | 28.45 | 24.33 | 116 | 4,442 | 2,937 | 2,257 | 2,455 | 1,816 | 352 | 18 |
| 515 | Prairie State | 29.38 | 25.17 | 198 | 2,961 | 1,654 | 1,411 | 1,742 | 1,487 | 311 | 124 |
| 521 | Rend Lake | 35.89 | 35.67 | 59 | 1,414 | 852 | 1,136 | 1,997 | 2,752 | 642 | 258 |
| 537 | Richland | 29.88 | 26.92 | 89 | 1,932 | 976 | 1,028 | 1,374 | 1,152 | 167 | 28 |
| 511 | Rock Valley | 30.96 | 28.42 | 60 | 3,352 | 2,197 | 2,286 | 3,024 | 2,597 | 397 | 2 |
| 518 | Sandburg | 31.66 | 28.50 | 82 | 1,428 | 744 | 781 | 1,046 | 1,136 | 273 | 107 |
| 506 | Sauk Valley | 29.80 | 26.00 | 54 | 1,394 | 675 | 609 | 858 | 758 | 144 | 19 |
| 531 | Shawnee | 31.20 | 26.42 | 152 | 1,102 | 547 | 517 | 729 | 690 | 154 | 0 |
| 510 | South Suburban | 30.60 | 27.83 | 243 | 3,970 | 2,530 | 2,388 | 3,429 | 3,048 | 874 | 886 |
| 533 | Southeastern | 30.00 | 26.83 | 412 | 1,413 | 867 | 995 | 1,217 | 938 | 230 | 72 |
| 534 | Spoon River | 28.24 | 23.17 | 57 | 1,342 | 824 | 507 | 586 | 486 | 138 | 19 |
| 601 | State Comm Coll | 27.69 | 24.45 | 69 | 479 | 350 | 289 | 284 | 194 | 29 | 9 |
| 504 | Triton | 29.93 | 26.50 | 617 | 5,972 | 4,312 | 4,107 | 4,574 | 3,915 | 743 | 7,623 |
| 516 | Waubonsee | 29.20 | 25.42 | 223 | 3,266 | 2,049 | 1,716 | 2,092 | 1,781 | 270 | 1 |
| 539 | Wood | 30.52 | 26.50 | 51 | 1,181 | 643 | 577 | 754 | 682 | 180 | 0 |
| | TOTALS/AVE | 30.43 | 26.67 | 11,183 | 172,168 | 114,495 | 105,662 | 125,093 | 110,058 | 27,238 | 16,346 |

SOURCE OF DATA: A1 Submission

Illinois Community College Board
Table III-5
SUMMARY OF ANNUAL UNDUPLICATED HEADCOUNT ENROLLMENT BY ETHNIC ORIGIN
FOR FISCAL YEAR 1995

| Dist. No. | District/College | Asian or Pacific Islander | American Indian or Alaskan | Black Non-Hispanic | Hispanic | White Non-Hispanic | Non-Resident Alien | All Other or No Indication | Total |
|---|---|---|---|---|---|---|---|---|---|
| 522 | Belleville | 489 | 206 | 2,053 | 408 | 20,147 | 106 | 0 | 23,409 |
| 503 | Black Hawk | 170 | 55 | 1,133 | 1,214 | 11,954 | 0 | 0 | 14,526 |
| 508 | Chicago | (12,151) | (1,024) | (59,858) | (48,239) | (37,125) | (0) | (1,640) | (160,037) |
| | Daley | 384 | 63 | 2,788 | 8,740 | 4,763 | 0 | 127 | 16,865 |
| | Kennedy-King | 579 | 95 | 9,856 | 2,734 | 1,327 | 0 | 43 | 14,634 |
| | Malcolm X | 1,041 | 210 | 16,717 | 10,511 | 2,175 | 0 | 342 | 30,996 |
| | Olive-Harvey | 70 | 95 | 10,598 | 1,874 | 268 | 0 | 43 | 12,948 |
| | Truman | 5,633 | 202 | 4,021 | 14,734 | 10,389 | 0 | 330 | 35,309 |
| | Washington | 2,715 | 230 | 13,655 | 3,249 | 5,880 | 0 | 549 | 26,278 |
| | Wilbur Wright | 1,729 | 129 | 2,223 | 6,397 | 12,323 | 0 | 206 | 23,007 |
| 507 | Danville | 40 | 9 | 372 | 76 | 4,160 | 0 | 0 | 4,657 |
| 502 | DuPage | 4,930 | 86 | 1,645 | 3,789 | 42,360 | 19 | 1,521 | 54,350 |
| 509 | Elgin | 694 | 41 | 692 | 3,214 | 11,917 | 2 | 0 | 16,560 |
| 512 | Harper | 2,008 | 60 | 703 | 2,848 | 21,162 | 629 | 0 | 27,410 |
| 540 | Heartland | 106 | 18 | 378 | 84 | 4,246 | 5 | 0 | 4,837 |
| 519 | Highland | 85 | 16 | 422 | 94 | 7,081 | 2 | 0 | 7,700 |
| 514 | Illinois Central | 266 | 56 | 1,457 | 217 | 16,708 | 11 | 397 | 19,112 |
| 529 | Illinois Eastern | (78) | (27) | (336) | (292) | (24,228) | (84) | (0) | (25,045) |
| | Frontier | 21 | 6 | 0 | 8 | 6,666 | 1 | 0 | 6,702 |
| | Lincoln Trail | 6 | 3 | 250 | 25 | 1,717 | 12 | 0 | 2,013 |
| | Olney Central | 11 | 3 | 19 | 10 | 2,179 | 19 | 0 | 2,241 |
| | Wabash | 40 | 15 | 67 | 249 | 13,666 | 52 | 0 | 14,089 |
| 513 | Illinois Valley | 74 | 10 | 175 | 252 | 6,033 | 4 | 0 | 6,548 |
| 525 | Joliet | 224 | 36 | 1,290 | 999 | 13,396 | 12 | 0 | 15,957 |
| 520 | Kankakee | 121 | 23 | 1,236 | 296 | 8,197 | 16 | 0 | 9,889 |
| 501 | Kaskaskia | 54 | 35 | 462 | 83 | 5,038 | 2 | 0 | 5,674 |
| 523 | Kishwaukee | 198 | 22 | 413 | 604 | 4,532 | 20 | 0 | 5,789 |
| 532 | Lake County | 978 | 96 | 1,894 | 2,949 | 17,460 | 796 | 0 | 24,173 |
| 517 | Lake Land | 64 | 26 | 705 | 112 | 8,329 | 9 | 0 | 9,245 |
| 536 | Lewis & Clark | 68 | 28 | 482 | 69 | 8,049 | 24 | 0 | 8,720 |
| 526 | Lincoln Land | 135 | 35 | 1,160 | 162 | 17,199 | 30 | 0 | 18,721 |
| 530 | Logan | 260 | 21 | 633 | 98 | 8,184 | 6 | 0 | 9,202 |
| 528 | McHenry | 98 | 8 | 21 | 835 | 8,751 | 21 | 0 | 9,734 |
| 524 | Moraine Valley | 339 | 157 | 961 | 1,058 | 19,516 | 565 | 0 | 22,596 |
| 527 | Morton | 152 | 10 | 31 | 3,010 | 3,475 | 223 | 0 | 6,901 |
| 535 | Oakton | 3,596 | 66 | 1,035 | 1,280 | 20,920 | 0 | 0 | 26,897 |
| 505 | Parkland | 543 | 54 | 1,803 | 346 | 11,198 | 449 | 0 | 14,393 |
| 515 | Prairie State | 125 | 17 | 2,531 | 855 | 5,111 | 11 | 1,238 | 9,888 |
| 521 | Rend Lake | 32 | 10 | 343 | 97 | 8,628 | 0 | 0 | 9,110 |
| 537 | Richland | 58 | 19 | 930 | 53 | 5,682 | 4 | 0 | 6,746 |
| 511 | Rock Valley | 323 | 53 | 858 | 605 | 12,032 | 44 | 0 | 13,915 |
| 518 | Sandburg | 23 | 22 | 435 | 137 | 4,956 | 24 | 0 | 5,597 |
| 506 | Sauk Valley | 51 | 25 | 51 | 274 | 4,108 | 2 | 0 | 4,511 |
| 531 | Shawnee | 47 | 7 | 495 | 23 | 3,319 | 0 | 0 | 3,891 |
| 510 | South Suburban | 197 | 70 | 5,715 | 1,229 | 9,954 | 203 | 0 | 17,368 |
| 533 | Southeastern | 26 | 24 | 1,461 | 272 | 4,355 | 6 | 0 | 6,144 |
| 534 | Spoon River | 83 | 8 | 184 | 27 | 3,622 | 35 | 0 | 3,959 |
| 601 | State Comm. Coll. | 6 | 0 | 1,658 | 1 | 38 | 0 | 0 | 1,703 |
| 504 | Triton | 1,252 | 80 | 4,413 | 3,321 | 22,738 | 59 | 0 | 31,863 |
| 516 | Waubonsee | 138 | 78 | 625 | 2,449 | 8,105 | 3 | 0 | 11,398 |
| 539 | Wood | 28 | 6 | 106 | 21 | 3,889 | 18 | 0 | 4,068 |
| | TOTALS | 30,310 | 2,644 | 101,155 | 81,992 | 457,902 | 3,444 | 4,796 | 682,243 |

SOURCE OF DATA: Annual Enrollment & Completion Data (A1)

Illinois Community College Board
Table III-6
HIGHEST DEGREE PREVIOUSLY EARNED FOR FISCAL YEAR 1995
ILLINOIS PUBLIC COMMUNITY COLLEGE STUDENTS

| Dist. No. | District | GED | High School Diploma | Some College | Certificate | Assoc Degree | Bach Degree | Masters Degree | 1st Prof* Degree | Doctoral Degree | Unknown/ Other | TOTAL |
|---|---|---|---|---|---|---|---|---|---|---|---|---|
| 522 | Belleville | 1,448 | 14,991 | 0 | 1,123 | 1,281 | 1,224 | 464 | 17 | 52 | 2,809 | 23,409 |
| 503 | Black Hawk | 1,202 | 7,405 | 761 | 368 | 533 | 679 | 194 | 4 | 21 | 3,359 | 14,526 |
| 508 | Chicago | (5,729) | (52,922) | (0) | (0) | (91) | (391) | (68) | (1) | (7) | (100,828) | (160,037) |
| | Daley | 725 | 6,622 | 0 | 0 | 11 | 19 | 3 | 0 | 0 | 9,485 | 16,865 |
| | Kennedy-King | 521 | 3,442 | 0 | 0 | 8 | 22 | 3 | 0 | 0 | 10,638 | 14,634 |
| | Malcolm X | 706 | 4,050 | 0 | 0 | 16 | 53 | 5 | 0 | 3 | 26,163 | 30,996 |
| | Olive-Harvey | 525 | 4,590 | 0 | 0 | 5 | 5 | 2 | 0 | 0 | 7,821 | 12,948 |
| | Truman | 950 | 11,521 | 0 | 0 | 2 | 20 | 1 | 0 | 1 | 22,814 | 35,309 |
| | Washington | 1,434 | 12,850 | 0 | 0 | 36 | 171 | 36 | 1 | 3 | 11,747 | 26,278 |
| | Wright | 868 | 9,847 | 0 | 0 | 13 | 101 | 18 | 0 | 0 | 12,160 | 23,007 |
| 507 | Danville | 412 | 2,611 | 0 | 150 | 186 | 142 | 34 | 3 | 3 | 1,116 | 4,657 |
| 502 | DuPage | 590 | 31,326 | 3,008 | 33 | 2,096 | 7,007 | 2,035 | 69 | 251 | 7,935 | 54,350 |
| 509 | Elgin | 250 | 4,761 | 4 | 106 | 439 | 9 | 2 | 0 | 0 | 10,989 | 16,560 |
| 512 | Harper | 0 | 10,604 | 0 | 43 | 293 | 1,490 | 235 | 0 | 31 | 14,714 | 27,410 |
| 540 | Heartland | 267 | 3,447 | 0 | 46 | 321 | 249 | 41 | 0 | 6 | 460 | 4,837 |
| 519 | Highland | 360 | 4,500 | 165 | 167 | 557 | 546 | 128 | 8 | 19 | 1,250 | 7,700 |
| 514 | Illinois Central | 871 | 9,361 | 2,676 | 557 | 2,350 | 951 | 219 | 0 | 16 | 2,111 | 19,112 |
| 529 | Illinois Eastern | (889) | (10,518) | (0) | (454) | (817) | (356) | (60) | (8) | (9) | (11,934) | (25,045) |
| | Frontier | 127 | 925 | 0 | 45 | 118 | 10 | 3 | 0 | 3 | 5,471 | 6,702 |
| | Lincoln Trail | 57 | 755 | 0 | 12 | 27 | 6 | 5 | 1 | 0 | 1,150 | 2,013 |
| | Olney Central | 89 | 961 | 0 | 10 | 42 | 6 | 5 | 0 | 3 | 1,125 | 2,241 |
| | Wabash Valley | 616 | 7,877 | 0 | 387 | 630 | 334 | 47 | 7 | 3 | 4,188 | 14,089 |
| 513 | Illinois Valley | 0 | 3 | 0 | 155 | 206 | 250 | 83 | 4 | 8 | 5,839 | 6,548 |
| 525 | Joliet | 403 | 10,209 | 0 | 0 | 34 | 61 | 13 | 0 | 2 | 5,235 | 15,957 |
| 520 | Kankakee | 496 | 4,377 | 0 | 396 | 354 | 351 | 117 | 6 | 15 | 3,777 | 9,889 |
| 501 | Kaskaskia | 0 | 4,190 | 532 | 0 | 0 | 0 | 0 | 0 | 0 | 952 | 5,674 |
| 523 | Kishwaukee | 56 | 502 | 3,378 | 176 | 406 | 210 | 40 | 6 | 6 | 1,009 | 5,789 |
| 532 | Lake County | 887 | 14,465 | 0 | 740 | 499 | 1,604 | 454 | 113 | 67 | 5,344 | 24,173 |
| 517 | Lake Land | 994 | 5,328 | 0 | 411 | 1,065 | 492 | 104 | 1 | 6 | 844 | 9,245 |
| 536 | Lewis & Clark | 344 | 3,640 | 1,884 | 270 | 414 | 297 | 64 | 7 | 8 | 1,792 | 8,720 |
| 526 | Lincoln Land | 597 | 7,590 | 9,490 | 25 | 559 | 130 | 31 | 1 | 13 | 285 | 18,721 |
| 530 | Logan | 81 | 3 | 3 | 131 | 317 | 11 | 1 | 0 | 0 | 8,655 | 9,202 |
| 528 | McHenry | 209 | 4,137 | 1,333 | 483 | 976 | 507 | 132 | 3 | 22 | 1,932 | 9,734 |
| 524 | Moraine Valley | 592 | 12,376 | 2,995 | 267 | 643 | 846 | 164 | 20 | 72 | 4,621 | 22,596 |
| 527 | Morton | 220 | 2,261 | 210 | 54 | 171 | 155 | 61 | 2 | 5 | 3,762 | 6,901 |
| 535 | Oakton | 318 | 8,631 | 5,680 | 350 | 506 | 2,631 | 705 | 0 | 108 | 7,968 | 26,897 |
| 505 | Parkland | 749 | 8,947 | 0 | 214 | 572 | 1,054 | 315 | 23 | 49 | 2,470 | 14,393 |
| 515 | Prairie State | 252 | 3,183 | 711 | 201 | 145 | 299 | 101 | 4 | 12 | 4,980 | 9,888 |
| 521 | Rend Lake | 781 | 4,665 | 0 | 224 | 549 | 706 | 156 | 12 | 24 | 1,993 | 9,110 |
| 537 | Richland | 928 | 5,022 | 0 | 67 | 581 | 80 | 11 | 0 | 0 | 57 | 6,746 |
| 511 | Rock Valley | 682 | 7,112 | 2,486 | 469 | 896 | 144 | 23 | 0 | 3 | 2,100 | 13,915 |
| 518 | Sandburg | 64 | 2,147 | 1 | 155 | 278 | 40 | 9 | 2 | 2 | 2,899 | 5,597 |
| 506 | Sauk Valley | 207 | 2,632 | 291 | 322 | 551 | 118 | 34 | 8 | 5 | 343 | 4,511 |
| 531 | Shawnee | 265 | 2,184 | 301 | 130 | 145 | 118 | 51 | 7 | 8 | 682 | 3,891 |
| 510 | South Suburban | 31 | 8,397 | 1,683 | 491 | 1,113 | 406 | 56 | 2 | 6 | 5,183 | 17,368 |
| 533 | Southeastern | 1,100 | 2,202 | 388 | 187 | 196 | 116 | 29 | 4 | 2 | 1,920 | 6,144 |
| 534 | Spoon River | 530 | 396 | 345 | 108 | 304 | 95 | 32 | 3 | 4 | 2,142 | 3,959 |
| 601 | State Community | 0 | 0 | 1,123 | 575 | 0 | 0 | 0 | 0 | 0 | 5 | 1,703 |
| 504 | Triton | 721 | 10,345 | 0 | 859 | 1,749 | 0 | 0 | 0 | 0 | 18,189 | 31,863 |
| 516 | Waubonsee | 434 | 6,849 | 0 | 285 | 557 | 624 | 128 | 18 | 13 | 2,490 | 11,398 |
| 539 | Wood | 198 | 1,895 | 749 | 158 | 123 | 168 | 43 | 5 | 7 | 722 | 4,068 |
| | TOTALS | 24,157 | 296,134 | 40,197 | 10,950 | 22,873 | 24,557 | 6,437 | 361 | 882 | 255,695 | 682,243 |

*Dental, Law, Medical, Pharmacy, Theology, Veterinary, etc.

SOURCE OF DATA: A1 Submission

Illinois Community College Board
Table III-7
SUMMARY OF TRANSFER AND GENERAL STUDIES DEGREES AND CERTIFICATES
AWARDED IN FISCAL YEAR 1995

| Dist. No. | District/College | Associate in Arts | Associate in Science | Associate in Arts and Science | Associate in Engineering Science | Associate in Liberal Studies & General Ed | Gen Studies Certificates | Grand Total Graduates in Transfer and General Studies Areas |
|---|---|---|---|---|---|---|---|---|
| 522 | Belleville | 402 | 322 | 0 | 0 | 0 | 0 | 724 |
| 503 | Black Hawk | 290 | 52 | 0 | 0 | 28 | 0 | 370 |
| 508 | Chicago | (616) | (457) | (0) | (0) | (198) | (1) | (1,272) |
| | Daley | 157 | 48 | 0 | 0 | 2 | 0 | 207 |
| | Kennedy-King | 58 | 32 | 0 | 0 | 17 | 0 | 107 |
| | Malcolm X | 40 | 61 | 0 | 0 | 9 | 0 | 110 |
| | Olive-Harvey | 98 | 29 | 0 | 0 | 14 | 0 | 141 |
| | Truman | 46 | 195 | 0 | 0 | 43 | 0 | 284 |
| | Washington | 91 | 16 | 0 | 0 | 68 | 1 | 176 |
| | Wilbur Wright | 126 | 76 | 0 | 0 | 45 | 0 | 247 |
| 507 | Danville | 46 | 60 | 0 | 0 | 0 | 0 | 106 |
| 502 | DuPage | 896 | 240 | 0 | 0 | 56 | 2 | 1,194 |
| 509 | Elgin | 223 | 214 | 0 | 0 | 4 | 0 | 441 |
| 512 | Harper | 703 | 183 | 0 | 0 | 0 | 0 | 886 |
| 540 | Heartland | 111 | 30 | 0 | 0 | 0 | 0 | 141 |
| 519 | Highland | 42 | 95 | 0 | 0 | 4 | 2 | 143 |
| 514 | Illinois Central | 0 | 0 | 633 | 18 | 96 | 0 | 747 |
| 529 | Illinois Eastern | (24) | (338) | (0) | (0) | (36) | (0) | (398) |
| | Frontier | 0 | 43 | 0 | 0 | 3 | 0 | 46 |
| | Lincoln Trail | 13 | 80 | 0 | 0 | 21 | 0 | 114 |
| | Olney Central | 6 | 126 | 0 | 0 | 7 | 0 | 139 |
| | Wabash | 5 | 89 | 0 | 0 | 5 | 0 | 99 |
| 513 | Illinois Valley | 202 | 84 | 0 | 1 | 97 | 0 | 384 |
| 525 | Joliet | 261 | 88 | 0 | 0 | 19 | 0 | 368 |
| 520 | Kankakee | 63 | 16 | 0 | 0 | 38 | 0 | 117 |
| 501 | Kaskaskia | 162 | 30 | 0 | 0 | 19 | 0 | 211 |
| 523 | Kishwaukee | 63 | 145 | 0 | 0 | 0 | 0 | 208 |
| 532 | Lake County | 331 | 216 | 0 | 0 | 0 | 1 | 548 |
| 517 | Lake Land | 50 | 162 | 0 | 0 | 13 | 0 | 225 |
| 536 | Lewis & Clark | 15 | 214 | 0 | 0 | 1 | 0 | 230 |
| 526 | Lincoln Land | 308 | 107 | 0 | 0 | 0 | 0 | 415 |
| 530 | Logan | 184 | 118 | 0 | 0 | 0 | 0 | 302 |
| 528 | McHenry | 15 | 205 | 0 | 0 | 13 | 0 | 233 |
| 524 | Moraine Valley | 475 | 275 | 0 | 0 | 0 | 0 | 750 |
| 527 | Morton | 79 | 28 | 0 | 0 | 51 | 0 | 158 |
| 535 | Oakton | 205 | 4 | 0 | 7 | 0 | 0 | 216 |
| 505 | Parkland | 145 | 153 | 0 | 0 | 19 | 0 | 317 |
| 515 | Prairie State | 167 | 48 | 0 | 0 | 0 | 1 | 216 |
| 521 | Rend Lake | 70 | 74 | 0 | 0 | 0 | 0 | 144 |
| 537 | Richland | 96 | 140 | 0 | 0 | 0 | 0 | 236 |
| 511 | Rock Valley | 368 | 102 | 0 | 0 | 4 | 0 | 474 |
| 518 | Sandburg | 54 | 43 | 0 | 0 | 15 | 0 | 112 |
| 506 | Sauk Valley | 47 | 123 | 0 | 0 | 9 | 0 | 179 |
| 531 | Shawnee | 96 | 45 | 0 | 0 | 5 | 0 | 146 |
| 510 | South Suburban | 76 | 104 | 0 | 0 | 0 | 0 | 180 |
| 533 | Southeastern | 82 | 71 | 0 | 0 | 30 | 0 | 183 |
| 534 | Spoon River | 75 | 42 | 0 | 0 | 25 | 0 | 142 |
| 601 | State Comm. College | 41 | 25 | 0 | 0 | 0 | 0 | 66 |
| 504 | Triton | 131 | 141 | 0 | 0 | 20 | 0 | 292 |
| 516 | Waubonsee | 54 | 242 | 0 | 0 | 7 | 5 | 308 |
| 539 | Wood | 36 | 49 | 0 | 0 | 3 | 0 | 88 |
| | TOTALS | 7,304 | 5,085 | 633 | 26 | 810 | 12 | 13,870 |

SOURCE OF DATA: A1 Submission

Illinois Community College Board
Table III-8
SUMMARY OF OCCUPATIONAL DEGREES AND CERTIFICATES AWARDED
IN FISCAL YEAR 1995

| Dist. No. | District/College | Associate in Applied Science | Certificates of One Year or More | Certificates of Less Than One Year | Vocational Skills Certificates | Total |
|---|---|---|---|---|---|---|
| 522 | Belleville | 519 | 230 | 377 | 0 | 1,126 |
| 503 | Black Hawk | 250 | 149 | 75 | 0 | 474 |
| 508 | Chicago | (1,080) | (662) | (1,562) | (55) | (3,359) |
| | Daley | 199 | 12 | 17 | 0 | 228 |
| | Kennedy-King | 129 | 121 | 181 | 0 | 431 |
| | Malcolm X | 207 | 55 | 144 | 0 | 406 |
| | Olive-Harvey | 104 | 13 | 54 | 0 | 171 |
| | Truman | 153 | 215 | 147 | 54 | 569 |
| | Washington | 123 | 211 | 938 | 0 | 1,272 |
| | Wilbur Wright | 165 | 35 | 81 | 1 | 282 |
| 507 | Danville | 119 | 41 | 34 | 0 | 194 |
| 502 | DuPage | 480 | 275 | 563 | 0 | 1,318 |
| 509 | Elgin | 204 | 134 | 177 | 0 | 515 |
| 512 | Harper | 323 | 79 | 283 | 0 | 685 |
| 540 | Heartland | 30 | 7 | 0 | 1 | 38 |
| 519 | Highland | 72 | 14 | 10 | 3 | 99 |
| 514 | Illinois Central | 511 | 189 | 127 | 0 | 827 |
| 529 | Illinois Eastern | (433) | (195) | (178) | (0) | (806) |
| | Frontier | 12 | 13 | 69 | 0 | 94 |
| | Lincoln Trail | 60 | 22 | 38 | 0 | 120 |
| | Olney Central | 185 | 146 | 27 | 0 | 358 |
| | Wabash | 176 | 14 | 44 | 0 | 234 |
| 513 | Illinois Valley | 188 | 85 | 210 | 0 | 483 |
| 525 | Joliet | 328 | 40 | 80 | 0 | 448 |
| 520 | Kankakee | 178 | 70 | 2 | 0 | 250 |
| 501 | Kaskaskia | 236 | 186 | 26 | 0 | 448 |
| 523 | Kishwaukee | 113 | 16 | 104 | 0 | 233 |
| 532 | Lake County | 350 | 47 | 98 | 0 | 495 |
| 517 | Lake Land | 288 | 154 | 102 | 29 | 573 |
| 536 | Lewis & Clark | 209 | 68 | 158 | 0 | 435 |
| 526 | Lincoln Land | 302 | 63 | 375 | 0 | 740 |
| 530 | Logan | 200 | 123 | 8 | 0 | 331 |
| 528 | McHenry | 43 | 53 | 185 | 0 | 281 |
| 524 | Moraine Valley | 352 | 72 | 148 | 0 | 572 |
| 527 | Morton | 142 | 25 | 45 | 0 | 212 |
| 535 | Oakton | 196 | 51 | 108 | 0 | 355 |
| 505 | Parkland | 412 | 112 | 10 | 0 | 534 |
| 515 | Prairie State | 178 | 89 | 30 | 0 | 297 |
| 521 | Rend Lake | 171 | 89 | 145 | 3 | 408 |
| 537 | Richland | 115 | 27 | 18 | 0 | 160 |
| 511 | Rock Valley | 195 | 49 | 305 | 0 | 549 |
| 518 | Sandburg | 123 | 134 | 41 | 0 | 298 |
| 506 | Sauk Valley | 147 | 37 | 62 | 0 | 246 |
| 531 | Shawnee | 82 | 86 | 0 | 0 | 168 |
| 510 | South Suburban | 300 | 56 | 239 | 0 | 595 |
| 533 | Southeastern | 157 | 238 | 249 | 0 | 644 |
| 534 | Spoon River | 54 | 52 | 6 | 0 | 112 |
| 601 | State Comm. College | 47 | 22 | 9 | 0 | 78 |
| 504 | Triton | 528 | 250 | 123 | 0 | 901 |
| 516 | Waubonsee | 140 | 81 | 295 | 0 | 516 |
| 539 | Wood | 94 | 65 | 92 | 35 | 286 |
| | TOTALS | 9,889 | 4,415 | 6,659 | 126 | 21,089 |

SOURCE OF DATA: A1 Submission

Illinois Community College Board
Table III-9
SUMMARY OF ADULT BASIC AND ADULT SECONDARY CERTIFICATES
AWARDED IN FISCAL YEAR 1995

| Dist. No. | District/College | ABE | ASE GED | ASE Unspecified | Total |
|---|---|---|---|---|---|
| 522 | Belleville | 46 | 0 | 0 | 46 |
| 503 | Black Hawk | 0 | 194 | 67 | 261 |
| 508 | Chicago | (0) | (0) | (0) | (0) |
| | Daley | 0 | 0 | 0 | 0 |
| | Kennedy-King | 0 | 0 | 0 | 0 |
| | Malcolm X | 0 | 0 | 0 | 0 |
| | Olive-Harvey | 0 | 1 | 0 | 1 |
| | Truman | 0 | 0 | 0 | 0 |
| | Washington | 0 | 0 | 0 | 0 |
| | Wilbur Wright | 0 | 0 | 0 | 0 |
| 507 | Danville | 0 | 0 | 0 | 0 |
| 502 | DuPage | 0 | 0 | 0 | 0 |
| 509 | Elgin | 0 | 0 | 0 | 0 |
| 512 | Harper | 0 | 57 | 0 | 57 |
| 540 | Heartland | 0 | 0 | 0 | 0 |
| 519 | Highland | 0 | 82 | 0 | 82 |
| 514 | Illinois Central | 0 | 0 | 0 | 0 |
| 529 | Illinois Eastern | (0) | (0) | (0) | (0) |
| | Frontier | 0 | 0 | 0 | 0 |
| | Lincoln Trail | 0 | 0 | 0 | 0 |
| | Olney Central | 0 | 0 | 0 | 0 |
| | Wabash | 0 | 0 | 0 | 0 |
| 513 | Illinois Valley | 0 | 41 | 0 | 41 |
| 525 | Joliet | 0 | 0 | 0 | 0 |
| 520 | Kankakee | 0 | 40 | 0 | 40 |
| 501 | Kaskaskia | 0 | 102 | 0 | 102 |
| 523 | Kishwaukee | 0 | 149 | 0 | 149 |
| 532 | Lake County | 0 | 27 | 0 | 27 |
| 517 | Lake Land | 0 | 0 | 0 | 0 |
| 536 | Lewis & Clark | 0 | 0 | 0 | 0 |
| 526 | Lincoln Land | 0 | 0 | 0 | 0 |
| 530 | Logan | 21 | 0 | 4 | 25 |
| 528 | McHenry | 0 | 0 | 124 | 124 |
| 524 | Moraine Valley | 0 | 25 | 0 | 25 |
| 527 | Morton | 0 | 61 | 0 | 61 |
| 535 | Oakton | 0 | 0 | 0 | 0 |
| 505 | Parkland | 0 | 0 | 0 | 0 |
| 515 | Prairie State | 0 | 0 | 0 | 0 |
| 521 | Rend Lake | 146 | 40 | 1 | 187 |
| 537 | Richland | 0 | 111 | 1 | 112 |
| 511 | Rock Valley | 0 | 0 | 0 | 0 |
| 518 | Sandburg | 0 | 70 | 0 | 70 |
| 506 | Sauk Valley | 0 | 0 | 0 | 0 |
| 531 | Shawnee | 0 | 0 | 0 | 0 |
| 510 | South Suburban | 6 | 248 | 0 | 254 |
| 533 | Southeastern | 1 | 41 | 0 | 42 |
| 534 | Spoon River | 0 | 0 | 0 | 0 |
| 601 | State Comm. College | 0 | 0 | 0 | 0 |
| 504 | Triton | 0 | 17 | 0 | 17 |
| 516 | Waubonsee | 0 | 0 | 0 | 0 |
| 539 | Wood | 0 | 70 | 0 | 70 |
| | TOTALS | 220 | 1,376 | 197 | 1,793 |

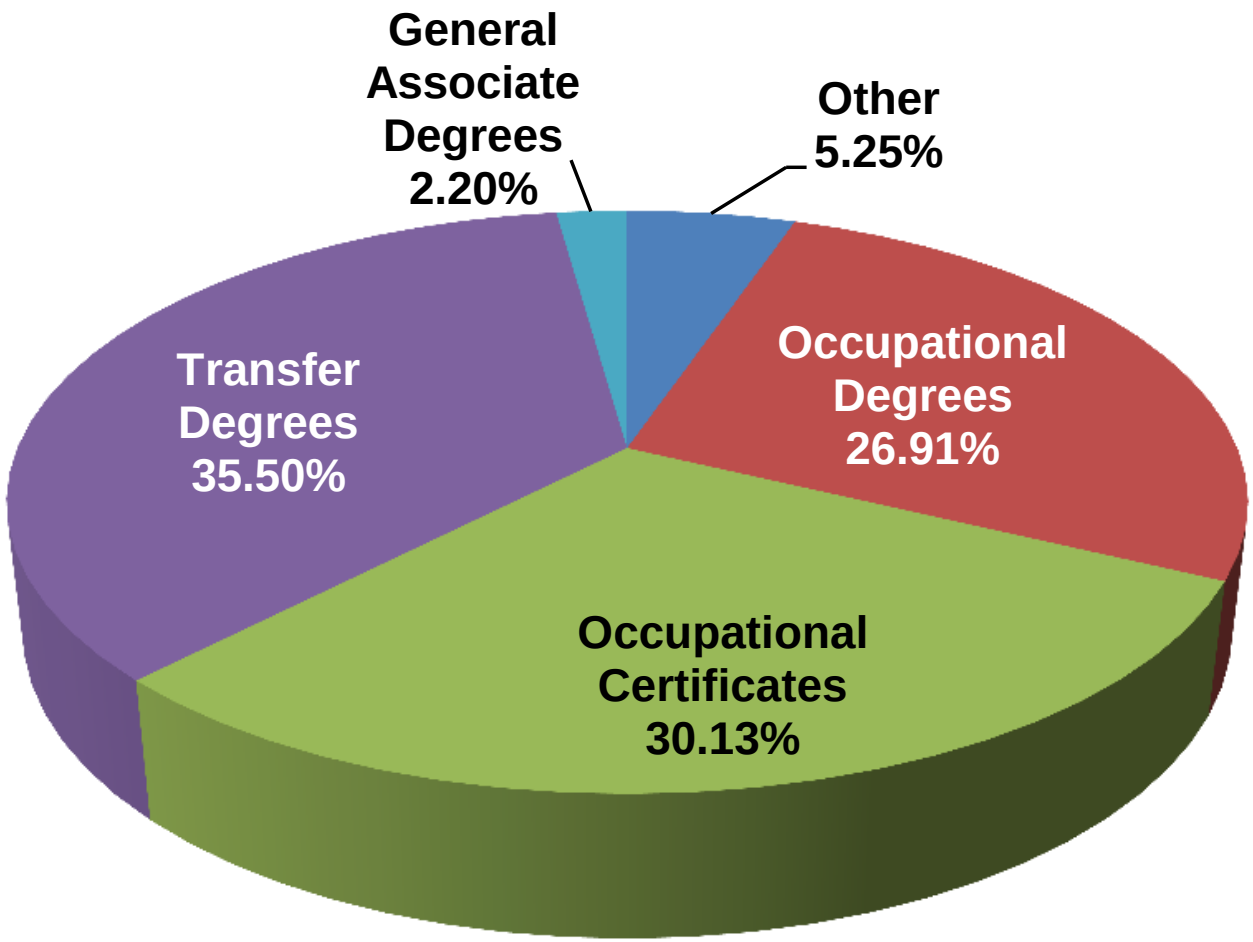


**Figure 3. FY 1995 Annual Duplicated Completers in Broad Program Categories**

Illinois Community College Board
Table III-10
ANNUAL DUPLICATED COMPLETERS BY ACADEMIC PROGRAM BY COLLEGE
FOR FISCAL YEAR 1995

| Dist. No. | District/College | Associate in General Studies | Associate in Arts | Associate in Science | Associate in Arts & Science | Associate in Engineering Science | Agricultural Business & Mgmt., General 12 010101 | Agricultural Mechanics, General 12 010201 | Agricultural Production, General 12 010301 | Animal Production 12 010302 | Agricultural Supplies 12 010501 |
|---|---|---|---|---|---|---|---|---|---|---|---|
| 522 | Belleville | 0 | 402 | 322 | 0 | 0 | 0 | 0 | 0 | 0 | 0 |
| 503 | Black Hawk | 28 | 290 | 52 | 0 | 0 | 13 | 0 | 7 | 28 | 0 |
| 508 | Chicago | (198) | (616) | (457) | (0) | (0) | (0) | (0) | (0) | (0) | (0) |
| | Daley | 2 | 157 | 48 | 0 | 0 | 0 | 0 | 0 | 0 | 0 |
| | Kennedy-King | 17 | 58 | 32 | 0 | 0 | 0 | 0 | 0 | 0 | 0 |
| | Malcolm X | 9 | 40 | 61 | 0 | 0 | 0 | 0 | 0 | 0 | 0 |
| | Olive-Harvey | 14 | 98 | 29 | 0 | 0 | 0 | 0 | 0 | 0 | 0 |
| | Truman | 43 | 46 | 195 | 0 | 0 | 0 | 0 | 0 | 0 | 0 |
| | Washington | 68 | 91 | 16 | 0 | 0 | 0 | 0 | 0 | 0 | 0 |
| | Wright | 45 | 126 | 76 | 0 | 0 | 0 | 0 | 0 | 0 | 0 |
| 507 | Danville | 0 | 46 | 60 | 0 | 0 | 1 | 0 | 0 | 0 | 0 |
| 502 | DuPage | 56 | 896 | 240 | 0 | 0 | 0 | 0 | 0 | 0 | 0 |
| 509 | Elgin | 4 | 223 | 214 | 0 | 0 | 0 | 0 | 0 | 0 | 0 |
| 512 | Harper | 0 | 703 | 183 | 0 | 0 | 0 | 0 | 0 | 0 | 0 |
| 540 | Heartland | 0 | 111 | 30 | 0 | 0 | 0 | 0 | 0 | 0 | 0 |
| 519 | Highland | 4 | 42 | 95 | 0 | 0 | 2 | 0 | 1 | 0 | 0 |
| 514 | Illinois Central | 96 | 0 | 0 | 633 | 18 | 5 | 11 | 0 | 0 | 0 |
| 529 | Illinois Eastern | (36) | (24) | (338) | (0) | (0) | (14) | (0) | (13) | (0) | (0) |
| | Frontier | 3 | 0 | 43 | 0 | 0 | 0 | 0 | 0 | 0 | 0 |
| | Lincoln Trail | 21 | 13 | 80 | 0 | 0 | 0 | 0 | 0 | 0 | 0 |
| | Olney Central | 7 | 6 | 126 | 0 | 0 | 0 | 0 | 0 | 0 | 0 |
| | Wabash Valley | 5 | 5 | 89 | 0 | 0 | 14 | 0 | 13 | 0 | 0 |
| 513 | Illinois Valley | 97 | 202 | 84 | 0 | 1 | 0 | 1 | 3 | 0 | 3 |
| 525 | Joliet | 19 | 261 | 88 | 0 | 0 | 12 | 0 | 1 | 0 | 0 |
| 520 | Kankakee | 38 | 63 | 16 | 0 | 0 | 3 | 0 | 0 | 0 | 0 |
| 501 | Kaskaskia | 19 | 162 | 30 | 0 | 0 | 8 | 0 | 0 | 0 | 0 |
| 523 | Kishwaukee | 0 | 63 | 145 | 0 | 0 | 1 | 3 | 0 | 1 | 0 |
| 532 | Lake County | 0 | 331 | 216 | 0 | 0 | 0 | 0 | 0 | 0 | 0 |
| 517 | Lake Land | 13 | 50 | 162 | 0 | 0 | 14 | 27 | 10 | 1 | 0 |
| 536 | Lewis & Clark | 1 | 15 | 214 | 0 | 0 | 0 | 0 | 0 | 0 | 0 |
| 526 | Lincoln Land | 0 | 308 | 107 | 0 | 0 | 0 | 0 | 4 | 0 | 0 |
| 530 | Logan | 0 | 184 | 118 | 0 | 0 | 0 | 0 | 0 | 0 | 0 |
| 528 | McHenry | 13 | 15 | 205 | 0 | 0 | 1 | 0 | 0 | 0 | 0 |
| 524 | Moraine Valley | 0 | 475 | 275 | 0 | 0 | 0 | 0 | 0 | 0 | 0 |
| 527 | Morton | 51 | 79 | 28 | 0 | 0 | 0 | 0 | 0 | 0 | 0 |
| 535 | Oakton | 0 | 205 | 4 | 0 | 7 | 0 | 0 | 0 | 0 | 0 |
| 505 | Parkland | 19 | 145 | 153 | 0 | 0 | 14 | 0 | 0 | 4 | 0 |
| 515 | Prairie State | 0 | 167 | 48 | 0 | 0 | 0 | 0 | 0 | 0 | 0 |
| 521 | Rend Lake | 0 | 70 | 74 | 0 | 0 | 6 | 7 | 3 | 0 | 0 |
| 537 | Richland | 0 | 96 | 140 | 0 | 0 | 0 | 0 | 0 | 0 | 1 |
| 511 | Rock Valley | 4 | 368 | 102 | 0 | 0 | 0 | 0 | 0 | 0 | 0 |
| 518 | Sandburg | 15 | 54 | 43 | 0 | 0 | 0 | 0 | 2 | 0 | 5 |
| 506 | Sauk Valley | 9 | 47 | 123 | 0 | 0 | 0 | 0 | 0 | 0 | 0 |
| 531 | Shawnee | 5 | 96 | 45 | 0 | 0 | 1 | 0 | 0 | 0 | 0 |
| 510 | South Suburban | 0 | 76 | 104 | 0 | 0 | 0 | 0 | 0 | 0 | 0 |
| 533 | Southeastern | 30 | 82 | 71 | 0 | 0 | 0 | 1 | 0 | 0 | 0 |
| 534 | Spoon River | 25 | 75 | 42 | 0 | 0 | 0 | 11 | 5 | 0 | 0 |
| 601 | State Community | 0 | 41 | 25 | 0 | 0 | 0 | 0 | 0 | 0 | 0 |
| 504 | Triton | 20 | 131 | 141 | 0 | 0 | 0 | 0 | 0 | 0 | 0 |
| 516 | Waubonsee | 7 | 54 | 242 | 0 | 0 | 0 | 0 | 0 | 0 | 0 |
| 539 | Wood | 3 | 36 | 49 | 0 | 0 | 8 | 0 | 0 | 14 | 0 |
| | Total | 810 | 7,304 | 5,085 | 633 | 26 | 103 | 61 | 49 | 48 | 9 |

SOURCE OF DATA: A1 Submission

Illinois Community College Board
Table III-10
ANNUAL DUPLICATED COMPLETERS BY ACADEMIC PROGRAM BY COLLEGE
FOR FISCAL YEAR 1995

| Dist. No. | District/College | Horsehandling & Care 12 010507 | Horticulture, General 12 010601 | Arboriculture 12 010602 | Ornamental Horticulture 12 010603 | Greenhouse Operation/Mgmt. 12 010604 | Landscaping 12 010605 | Nursery Operations/Mgmt. 12 010606 | Turf Management 12 010607 | Parks & Grounds Management 12 010610 | Forestry Production/Processing, General 12 030401 |
|---|---|---|---|---|---|---|---|---|---|---|---|
| 522 | Belleville | 0 | 16 | 0 | 0 | 0 | 0 | 0 | 0 | 0 | 0 |
| 503 | Black Hawk | 6 | 9 | 0 | 0 | 0 | 0 | 0 | 0 | 0 | 0 |
| 508 | Chicago | (0) | (0) | (0) | (0) | (0) | (0) | (0) | (0) | (0) | (0) |
| | Daley | 0 | 0 | 0 | 0 | 0 | 0 | 0 | 0 | 0 | 0 |
| | Kennedy-King | 0 | 0 | 0 | 0 | 0 | 0 | 0 | 0 | 0 | 0 |
| | Malcolm X | 0 | 0 | 0 | 0 | 0 | 0 | 0 | 0 | 0 | 0 |
| | Olive-Harvey | 0 | 0 | 0 | 0 | 0 | 0 | 0 | 0 | 0 | 0 |
| | Truman | 0 | 0 | 0 | 0 | 0 | 0 | 0 | 0 | 0 | 0 |
| | Washington | 0 | 0 | 0 | 0 | 0 | 0 | 0 | 0 | 0 | 0 |
| | Wright | 0 | 0 | 0 | 0 | 0 | 0 | 0 | 0 | 0 | 0 |
| 507 | Danville | 0 | 0 | 0 | 8 | 0 | 13 | 0 | 0 | 0 | 0 |
| 502 | DuPage | 0 | 12 | 0 | 6 | 1 | 0 | 1 | 0 | 0 | 0 |
| 509 | Elgin | 0 | 0 | 0 | 0 | 0 | 0 | 0 | 0 | 0 | 0 |
| 512 | Harper | 0 | 8 | 1 | 13 | 0 | 4 | 0 | 1 | 6 | 0 |
| 540 | Heartland | 0 | 0 | 0 | 0 | 0 | 0 | 0 | 0 | 0 | 0 |
| 519 | Highland | 0 | 0 | 0 | 0 | 0 | 0 | 0 | 0 | 0 | 0 |
| 514 | Illinois Central | 0 | 23 | 0 | 0 | 0 | 1 | 0 | 0 | 0 | 0 |
| 529 | Illinois Eastern | (0) | (4) | (0) | (0) | (0) | (0) | (0) | (0) | (1) | (0) |
| | Frontier | 0 | 0 | 0 | 0 | 0 | 0 | 0 | 0 | 0 | 0 |
| | Lincoln Trail | 0 | 4 | 0 | 0 | 0 | 0 | 0 | 0 | 0 | 0 |
| | Olney Central | 0 | 0 | 0 | 0 | 0 | 0 | 0 | 0 | 0 | 0 |
| | Wabash Valley | 0 | 0 | 0 | 0 | 0 | 0 | 0 | 0 | 1 | 0 |
| 513 | Illinois Valley | 0 | 0 | 0 | 0 | 0 | 0 | 0 | 0 | 0 | 0 |
| 525 | Joliet | 0 | 32 | 0 | 6 | 3 | 0 | 4 | 0 | 0 | 0 |
| 520 | Kankakee | 0 | 0 | 0 | 0 | 0 | 0 | 0 | 0 | 0 | 0 |
| 501 | Kaskaskia | 0 | 6 | 0 | 0 | 0 | 0 | 0 | 0 | 0 | 0 |
| 523 | Kishwaukee | 0 | 2 | 0 | 6 | 7 | 7 | 2 | 9 | 0 | 0 |
| 532 | Lake County | 0 | 0 | 3 | 5 | 0 | 11 | 0 | 1 | 0 | 0 |
| 517 | Lake Land | 0 | 0 | 0 | 0 | 0 | 0 | 0 | 0 | 0 | 0 |
| 536 | Lewis & Clark | 0 | 0 | 0 | 0 | 0 | 0 | 0 | 0 | 0 | 0 |
| 526 | Lincoln Land | 0 | 0 | 0 | 0 | 0 | 1 | 0 | 0 | 0 | 0 |
| 530 | Logan | 0 | 0 | 0 | 0 | 0 | 0 | 0 | 0 | 0 | 0 |
| 528 | McHenry | 0 | 5 | 0 | 5 | 0 | 1 | 0 | 0 | 0 | 0 |
| 524 | Moraine Valley | 0 | 0 | 0 | 0 | 0 | 0 | 0 | 0 | 0 | 0 |
| 527 | Morton | 0 | 0 | 0 | 0 | 0 | 0 | 0 | 0 | 0 | 0 |
| 535 | Oakton | 0 | 0 | 0 | 0 | 0 | 0 | 0 | 0 | 0 | 0 |
| 505 | Parkland | 0 | 0 | 0 | 0 | 0 | 0 | 0 | 0 | 0 | 0 |
| 515 | Prairie State | 0 | 0 | 0 | 0 | 0 | 0 | 0 | 0 | 0 | 0 |
| 521 | Rend Lake | 0 | 10 | 0 | 0 | 0 | 0 | 0 | 0 | 0 | 0 |
| 537 | Richland | 0 | 5 | 0 | 0 | 0 | 0 | 0 | 0 | 0 | 0 |
| 511 | Rock Valley | 0 | 0 | 0 | 0 | 0 | 0 | 0 | 0 | 0 | 0 |
| 518 | Sandburg | 0 | 0 | 0 | 0 | 0 | 0 | 0 | 0 | 0 | 0 |
| 506 | Sauk Valley | 0 | 0 | 0 | 0 | 0 | 0 | 0 | 0 | 0 | 0 |
| 531 | Shawnee | 0 | 0 | 0 | 0 | 0 | 0 | 0 | 0 | 0 | 0 |
| 510 | South Suburban | 0 | 0 | 0 | 0 | 0 | 0 | 0 | 0 | 0 | 0 |
| 533 | Southeastern | 0 | 11 | 1 | 0 | 24 | 8 | 0 | 0 | 0 | 9 |
| 534 | Spoon River | 0 | 0 | 0 | 0 | 0 | 0 | 0 | 0 | 0 | 0 |
| 601 | State Community | 0 | 0 | 0 | 0 | 0 | 0 | 0 | 0 | 0 | 0 |
| 504 | Triton | 0 | 0 | 0 | 0 | 2 | 9 | 0 | 0 | 0 | 0 |
| 516 | Waubonsee | 0 | 0 | 0 | 0 | 0 | 0 | 0 | 0 | 0 | 0 |
| 539 | Wood | 0 | 0 | 0 | 0 | 0 | 0 | 0 | 0 | 0 | 0 |
| | Total | 6 | 143 | 5 | 49 | 37 | 55 | 7 | 11 | 7 | 9 |

SOURCE OF DATA: A1 Submission

Illinois Community College Board
Table III-10
ANNUAL DUPLICATED COMPLETERS BY ACADEMIC PROGRAM BY COLLEGE
FOR FISCAL YEAR 1995

| Dist. No. | District/College | Wildlife Management 12 030601 | Fashion Merchandising 12 080102 | Entrepreneurship 12 080301 | Financial Services Marketing Operations 12 080401 | Industrial Marketing 12 080702 | Retailing 12 080705 | General Marketing/Sales 12 080706 | General Distribution Operations 12 080709 | Recreation Products/Services Marketing Operations 12 080903 | Insurance Marketing Operations 12 081001 |
|---|---|---|---|---|---|---|---|---|---|---|---|
| 522 | Belleville | 0 | 0 | 0 | 0 | 0 | 1 | 6 | 0 | 0 | 0 |
| 503 | Black Hawk | 0 | 1 | 0 | 0 | 0 | 3 | 0 | 0 | 0 | 0 |
| 508 | Chicago | (0) | (0) | (0) | (0) | (0) | (1) | (36) | (0) | (0) | (0) |
| | Daley | 0 | 0 | 0 | 0 | 0 | 0 | 1 | 0 | 0 | 0 |
| | Kennedy-King | 0 | 0 | 0 | 0 | 0 | 0 | 0 | 0 | 0 | 0 |
| | Malcolm X | 0 | 0 | 0 | 0 | 0 | 0 | 1 | 0 | 0 | 0 |
| | Olive-Harvey | 0 | 0 | 0 | 0 | 0 | 0 | 3 | 0 | 0 | 0 |
| | Truman | 0 | 0 | 0 | 0 | 0 | 0 | 1 | 0 | 0 | 0 |
| | Washington | 0 | 0 | 0 | 0 | 0 | 1 | 15 | 0 | 0 | 0 |
| | Wright | 0 | 0 | 0 | 0 | 0 | 0 | 15 | 0 | 0 | 0 |
| 507 | Danville | 0 | 0 | 0 | 0 | 0 | 0 | 23 | 0 | 0 | 0 |
| 502 | DuPage | 0 | 0 | 0 | 0 | 0 | 0 | 15 | 29 | 0 | 0 |
| 509 | Elgin | 0 | 0 | 0 | 0 | 0 | 1 | 3 | 0 | 0 | 0 |
| 512 | Harper | 0 | 3 | 0 | 0 | 6 | 2 | 7 | 27 | 0 | 2 |
| 540 | Heartland | 0 | 0 | 0 | 0 | 0 | 0 | 0 | 0 | 0 | 0 |
| 519 | Highland | 0 | 0 | 0 | 0 | 0 | 0 | 0 | 0 | 0 | 0 |
| 514 | Illinois Central | 0 | 0 | 0 | 0 | 0 | 0 | 9 | 1 | 0 | 0 |
| 529 | Illinois Eastern | (0) | (0) | (0) | (0) | (0) | (16) | (5) | (0) | (0) | (0) |
| | Frontier | 0 | 0 | 0 | 0 | 0 | 0 | 0 | 0 | 0 | 0 |
| | Lincoln Trail | 0 | 0 | 0 | 0 | 0 | 0 | 0 | 0 | 0 | 0 |
| | Olney Central | 0 | 0 | 0 | 0 | 0 | 0 | 0 | 0 | 0 | 0 |
| | Wabash Valley | 0 | 0 | 0 | 0 | 0 | 16 | 5 | 0 | 0 | 0 |
| 513 | Illinois Valley | 0 | 0 | 0 | 0 | 0 | 0 | 8 | 0 | 0 | 0 |
| 525 | Joliet | 0 | 5 | 0 | 0 | 0 | 1 | 12 | 0 | 0 | 0 |
| 520 | Kankakee | 0 | 0 | 0 | 0 | 0 | 0 | 2 | 0 | 0 | 0 |
| 501 | Kaskaskia | 0 | 0 | 0 | 0 | 0 | 1 | 0 | 0 | 0 | 0 |
| 523 | Kishwaukee | 0 | 0 | 0 | 0 | 0 | 0 | 0 | 0 | 0 | 0 |
| 532 | Lake County | 0 | 0 | 0 | 0 | 0 | 4 | 10 | 0 | 0 | 0 |
| 517 | Lake Land | 0 | 0 | 0 | 0 | 0 | 8 | 0 | 0 | 0 | 0 |
| 536 | Lewis & Clark | 0 | 0 | 0 | 0 | 0 | 0 | 0 | 0 | 0 | 0 |
| 526 | Lincoln Land | 0 | 0 | 0 | 0 | 0 | 0 | 0 | 0 | 0 | 0 |
| 530 | Logan | 0 | 6 | 0 | 0 | 0 | 0 | 13 | 0 | 0 | 0 |
| 528 | McHenry | 0 | 0 | 0 | 0 | 0 | 1 | 1 | 0 | 0 | 0 |
| 524 | Moraine Valley | 0 | 1 | 0 | 0 | 0 | 3 | 0 | 1 | 4 | 0 |
| 527 | Morton | 0 | 0 | 0 | 0 | 0 | 0 | 1 | 0 | 0 | 0 |
| 535 | Oakton | 0 | 0 | 0 | 0 | 0 | 0 | 3 | 2 | 0 | 0 |
| 505 | Parkland | 0 | 0 | 0 | 0 | 0 | 2 | 6 | 2 | 0 | 0 |
| 515 | Prairie State | 0 | 0 | 0 | 0 | 0 | 0 | 2 | 0 | 0 | 0 |
| 521 | Rend Lake | 0 | 0 | 0 | 0 | 0 | 0 | 0 | 0 | 0 | 0 |
| 537 | Richland | 0 | 0 | 0 | 0 | 0 | 0 | 0 | 0 | 0 | 0 |
| 511 | Rock Valley | 0 | 0 | 0 | 0 | 0 | 0 | 6 | 0 | 0 | 0 |
| 518 | Sandburg | 0 | 0 | 0 | 0 | 0 | 0 | 3 | 0 | 0 | 0 |
| 506 | Sauk Valley | 0 | 0 | 0 | 0 | 0 | 0 | 8 | 0 | 0 | 0 |
| 531 | Shawnee | 0 | 0 | 0 | 0 | 0 | 0 | 0 | 0 | 0 | 0 |
| 510 | South Suburban | 0 | 0 | 1 | 0 | 0 | 0 | 6 | 0 | 0 | 0 |
| 533 | Southeastern | 4 | 0 | 0 | 0 | 0 | 0 | 0 | 0 | 0 | 0 |
| 534 | Spoon River | 0 | 0 | 0 | 0 | 0 | 0 | 0 | 0 | 0 | 0 |
| 601 | State Community | 0 | 0 | 0 | 0 | 0 | 0 | 0 | 0 | 0 | 0 |
| 504 | Triton | 0 | 2 | 0 | 1 | 0 | 0 | 5 | 3 | 0 | 0 |
| 516 | Waubonsee | 0 | 1 | 0 | 0 | 0 | 0 | 0 | 0 | 0 | 0 |
| 539 | Wood | 0 | 0 | 0 | 0 | 0 | 0 | 1 | 0 | 0 | 0 |
| | Total | 4 | 19 | 1 | 1 | 6 | 44 | 191 | 65 | 4 | 2 |

SOURCE OF DATA: A1 Submission

Illinois Community College Board
Table III-10
ANNUAL DUPLICATED COMPLETERS BY ACADEMIC PROGRAM BY COLLEGE
FOR FISCAL YEAR 1995

| Dist. No. | District/College | Travel Services Marketing 12 081105 | Advertising 12 090201 | Print Journalism 12 090401 | Public Relations 12 090501 | Radio/Television, General 12 090701 | Educational Media Technology 12 100101 | Radio/Television Production 12 100104 | Funeral Services 12 120301 | Cosmetology 12 120403 | Baker/Pastry Chef 12 120501 |
|---|---|---|---|---|---|---|---|---|---|---|---|
| 522 | Belleville | 0 | 0 | 0 | 0 | 0 | 0 | 0 | 0 | 13 | 0 |
| 503 | Black Hawk | 0 | 0 | 0 | 0 | 0 | 0 | 0 | 0 | 0 | 0 |
| 508 | Chicago | (11) | (0) | (0) | (0) | (35) | (0) | (0) | (26) | (99) | (0) |
| | Daley | 0 | 0 | 0 | 0 | 0 | 0 | 0 | 0 | 0 | 0 |
| | Kennedy-King | 0 | 0 | 0 | 0 | 35 | 0 | 0 | 0 | 0 | 0 |
| | Malcolm X | 0 | 0 | 0 | 0 | 0 | 0 | 0 | 26 | 0 | 0 |
| | Olive-Harvey | 0 | 0 | 0 | 0 | 0 | 0 | 0 | 0 | 0 | 0 |
| | Truman | 0 | 0 | 0 | 0 | 0 | 0 | 0 | 0 | 99 | 0 |
| | Washington | 11 | 0 | 0 | 0 | 0 | 0 | 0 | 0 | 0 | 0 |
| | Wright | 0 | 0 | 0 | 0 | 0 | 0 | 0 | 0 | 0 | 0 |
| 507 | Danville | 0 | 0 | 0 | 0 | 0 | 0 | 0 | 0 | 0 | 0 |
| 502 | DuPage | 338 | 0 | 0 | 0 | 0 | 5 | 0 | 0 | 0 | 9 |
| 509 | Elgin | 9 | 0 | 0 | 0 | 0 | 0 | 0 | 0 | 0 | 6 |
| 512 | Harper | 0 | 0 | 2 | 0 | 0 | 0 | 0 | 0 | 0 | 2 |
| 540 | Heartland | 0 | 0 | 0 | 0 | 0 | 0 | 0 | 0 | 0 | 0 |
| 519 | Highland | 0 | 0 | 0 | 0 | 0 | 0 | 0 | 0 | 7 | 0 |
| 514 | Illinois Central | 0 | 0 | 0 | 0 | 0 | 0 | 0 | 0 | 0 | 0 |
| 529 | Illinois Eastern | (0) | (0) | (0) | (0) | (9) | (0) | (0) | (0) | (13) | (0) |
| | Frontier | 0 | 0 | 0 | 0 | 0 | 0 | 0 | 0 | 0 | 0 |
| | Lincoln Trail | 0 | 0 | 0 | 0 | 0 | 0 | 0 | 0 | 0 | 0 |
| | Olney Central | 0 | 0 | 0 | 0 | 0 | 0 | 0 | 0 | 8 | 0 |
| | Wabash Valley | 0 | 0 | 0 | 0 | 9 | 0 | 0 | 0 | 5 | 0 |
| 513 | Illinois Valley | 0 | 0 | 0 | 0 | 0 | 0 | 0 | 0 | 0 | 0 |
| 525 | Joliet | 0 | 0 | 0 | 0 | 0 | 0 | 0 | 0 | 0 | 0 |
| 520 | Kankakee | 0 | 0 | 0 | 0 | 0 | 0 | 0 | 0 | 0 | 0 |
| 501 | Kaskaskia | 0 | 0 | 0 | 0 | 0 | 0 | 0 | 0 | 20 | 0 |
| 523 | Kishwaukee | 0 | 0 | 0 | 0 | 0 | 0 | 0 | 0 | 0 | 0 |
| 532 | Lake County | 0 | 0 | 0 | 0 | 0 | 0 | 0 | 0 | 0 | 0 |
| 517 | Lake Land | 0 | 0 | 0 | 0 | 0 | 0 | 0 | 0 | 23 | 0 |
| 536 | Lewis & Clark | 0 | 0 | 0 | 0 | 4 | 0 | 0 | 0 | 0 | 0 |
| 526 | Lincoln Land | 0 | 0 | 0 | 0 | 0 | 0 | 0 | 0 | 0 | 0 |
| 530 | Logan | 9 | 0 | 0 | 0 | 0 | 0 | 0 | 0 | 15 | 0 |
| 528 | McHenry | 0 | 0 | 0 | 0 | 0 | 0 | 0 | 0 | 0 | 0 |
| 524 | Moraine Valley | 25 | 0 | 0 | 0 | 0 | 0 | 0 | 0 | 0 | 1 |
| 527 | Morton | 0 | 0 | 0 | 0 | 0 | 0 | 0 | 0 | 0 | 0 |
| 535 | Oakton | 0 | 0 | 0 | 0 | 0 | 0 | 0 | 0 | 0 | 0 |
| 505 | Parkland | 12 | 1 | 0 | 1 | 2 | 0 | 1 | 0 | 0 | 0 |
| 515 | Prairie State | 0 | 0 | 0 | 0 | 0 | 0 | 0 | 0 | 0 | 0 |
| 521 | Rend Lake | 0 | 0 | 0 | 0 | 0 | 0 | 0 | 0 | 0 | 0 |
| 537 | Richland | 0 | 0 | 0 | 0 | 0 | 0 | 0 | 0 | 0 | 0 |
| 511 | Rock Valley | 0 | 0 | 0 | 0 | 0 | 0 | 0 | 0 | 0 | 0 |
| 518 | Sandburg | 0 | 0 | 0 | 0 | 0 | 0 | 0 | 0 | 18 | 0 |
| 506 | Sauk Valley | 0 | 0 | 0 | 0 | 0 | 0 | 0 | 0 | 0 | 0 |
| 531 | Shawnee | 0 | 0 | 0 | 0 | 0 | 0 | 0 | 0 | 5 | 0 |
| 510 | South Suburban | 0 | 0 | 0 | 0 | 0 | 0 | 0 | 0 | 0 | 0 |
| 533 | Southeastern | 0 | 0 | 0 | 0 | 0 | 0 | 0 | 0 | 22 | 0 |
| 534 | Spoon River | 0 | 0 | 0 | 0 | 0 | 0 | 0 | 0 | 0 | 0 |
| 601 | State Community | 0 | 0 | 0 | 0 | 0 | 0 | 0 | 0 | 0 | 0 |
| 504 | Triton | 0 | 0 | 0 | 0 | 0 | 0 | 0 | 0 | 0 | 0 |
| 516 | Waubonsee | 2 | 0 | 0 | 0 | 0 | 0 | 0 | 0 | 0 | 0 |
| 539 | Wood | 0 | 0 | 0 | 0 | 0 | 0 | 15 | 0 | 9 | 0 |
| | Total | 406 | 1 | 2 | 1 | 50 | 5 | 16 | 26 | 244 | 18 |

SOURCE OF DATA: A1 Submission

Illinois Community College Board
Table III-10
ANNUAL DUPLICATED COMPLETERS BY ACADEMIC PROGRAM BY COLLEGE
FOR FISCAL YEAR 1995

| Dist No. | District/College | Culinary Arts/Chef Training 12 120503 | Food & Beverage/Restaurant Operations Manager 12 120504 | Waiter/Waitress & Dining Room Manager 12 120507 | Teacher Assistant/Aide 12 131501 | Civil Technology 12 150201 | Computer Technology 12 150301 | Electronic Technology 12 150303 | Telecommunication Electronics Technology 12 150310 | Biomedical Equipment Technology 12 150401 | Computer Servicing Technology 12 150402 |
|---|---|---|---|---|---|---|---|---|---|---|---|
| 522 | Belleville | 0 | 8 | 0 | 0 | 0 | 0 | 0 | 0 | 0 | 0 |
| 503 | Black Hawk | 4 | 2 | 0 | 0 | 3 | 0 | 0 | 0 | 0 | 6 |
| 508 | Chicago | (54) | (13) | (0) | (5) | (0) | (0) | (0) | (5) | (0) | (12) |
| | Daley | 0 | 0 | 0 | 0 | 0 | 0 | 0 | 5 | 0 | 3 |
| | Kennedy-King | 9 | 13 | 0 | 1 | 0 | 0 | 0 | 0 | 0 | 0 |
| | Malcolm X | 0 | 0 | 0 | 4 | 0 | 0 | 0 | 0 | 0 | 0 |
| | Olive-Harvey | 0 | 0 | 0 | 0 | 0 | 0 | 0 | 0 | 0 | 9 |
| | Truman | 0 | 0 | 0 | 0 | 0 | 0 | 0 | 0 | 0 | 0 |
| | Washington | 45 | 0 | 0 | 0 | 0 | 0 | 0 | 0 | 0 | 0 |
| | Wright | 0 | 0 | 0 | 0 | 0 | 0 | 0 | 0 | 0 | 0 |
| 507 | Danville | 0 | 0 | 0 | 0 | 0 | 0 | 0 | 0 | 0 | 0 |
| 502 | DuPage | 2 | 6 | 0 | 0 | 0 | 0 | 20 | 0 | 0 | 22 |
| 509 | Elgin | 9 | 3 | 0 | 0 | 0 | 0 | 7 | 0 | 0 | 0 |
| 512 | Harper | 1 | 5 | 0 | 0 | 0 | 0 | 1 | 0 | 0 | 2 |
| 540 | Heartland | 0 | 0 | 0 | 0 | 0 | 0 | 0 | 0 | 0 | 0 |
| 519 | Highland | 0 | 1 | 0 | 0 | 0 | 0 | 0 | 0 | 0 | 0 |
| 514 | Illinois Central | 11 | 0 | 0 | 0 | 0 | 0 | 38 | 0 | 0 | 0 |
| 529 | Illinois Eastern | (21) | (0) | (0) | (8) | (0) | (0) | (70) | (0) | (0) | (0) |
| | Frontier | 0 | 0 | 0 | 7 | 0 | 0 | 0 | 0 | 0 | 0 |
| | Lincoln Trail | 21 | 0 | 0 | 1 | 0 | 0 | 0 | 0 | 0 | 0 |
| | Olney Central | 0 | 0 | 0 | 0 | 0 | 0 | 0 | 0 | 0 | 0 |
| | Wabash Valley | 0 | 0 | 0 | 0 | 0 | 0 | 70 | 0 | 0 | 0 |
| 513 | Illinois Valley | 12 | 0 | 0 | 0 | 0 | 0 | 7 | 0 | 0 | 0 |
| 525 | Joliet | 25 | 3 | 0 | 10 | 0 | 0 | 6 | 0 | 0 | 0 |
| 520 | Kankakee | 0 | 0 | 0 | 0 | 0 | 0 | 8 | 0 | 0 | 0 |
| 501 | Kaskaskia | 1 | 0 | 0 | 1 | 0 | 0 | 49 | 0 | 0 | 0 |
| 523 | Kishwaukee | 0 | 0 | 0 | 0 | 0 | 0 | 0 | 0 | 0 | 0 |
| 532 | Lake County | 3 | 2 | 0 | 0 | 4 | 0 | 12 | 0 | 0 | 0 |
| 517 | Lake Land | 0 | 0 | 0 | 0 | 21 | 0 | 6 | 1 | 0 | 0 |
| 536 | Lewis & Clark | 0 | 2 | 0 | 5 | 0 | 0 | 0 | 0 | 0 | 0 |
| 526 | Lincoln Land | 31 | 0 | 0 | 1 | 1 | 0 | 37 | 0 | 0 | 0 |
| 530 | Logan | 0 | 0 | 0 | 0 | 0 | 0 | 9 | 0 | 0 | 0 |
| 528 | McHenry | 0 | 0 | 0 | 1 | 0 | 0 | 21 | 0 | 0 | 0 |
| 524 | Moraine Valley | 0 | 9 | 0 | 5 | 0 | 0 | 3 | 0 | 0 | 0 |
| 527 | Morton | 0 | 0 | 0 | 0 | 0 | 0 | 3 | 5 | 0 | 0 |
| 535 | Oakton | 0 | 6 | 0 | 0 | 0 | 0 | 11 | 0 | 2 | 0 |
| 505 | Parkland | 0 | 0 | 0 | 0 | 0 | 0 | 2 | 0 | 0 | 5 |
| 515 | Prairie State | 0 | 0 | 0 | 2 | 0 | 0 | 6 | 0 | 0 | 0 |
| 521 | Rend Lake | 21 | 0 | 0 | 0 | 0 | 12 | 5 | 0 | 0 | 0 |
| 537 | Richland | 0 | 0 | 0 | 0 | 0 | 0 | 0 | 0 | 1 | 0 |
| 511 | Rock Valley | 0 | 0 | 0 | 0 | 0 | 0 | 3 | 0 | 0 | 0 |
| 518 | Sandburg | 0 | 0 | 0 | 0 | 0 | 0 | 5 | 0 | 0 | 0 |
| 506 | Sauk Valley | 0 | 0 | 0 | 0 | 0 | 0 | 7 | 0 | 0 | 0 |
| 531 | Shawnee | 2 | 4 | 0 | 1 | 0 | 0 | 9 | 0 | 0 | 0 |
| 510 | South Suburban | 0 | 0 | 0 | 3 | 0 | 0 | 39 | 0 | 16 | 0 |
| 533 | Southeastern | 8 | 0 | 0 | 0 | 0 | 0 | 0 | 0 | 0 | 0 |
| 534 | Spoon River | 0 | 0 | 0 | 0 | 0 | 0 | 14 | 0 | 0 | 0 |
| 601 | State Community | 0 | 0 | 0 | 0 | 0 | 0 | 0 | 0 | 0 | 0 |
| 504 | Triton | 5 | 2 | 2 | 0 | 0 | 0 | 2 | 0 | 0 | 11 |
| 516 | Waubonsee | 0 | 0 | 0 | 0 | 0 | 0 | 34 | 0 | 0 | 0 |
| 539 | Wood | 0 | 0 | 0 | 0 | 0 | 0 | 0 | 0 | 0 | 0 |
| | Total | 210 | 66 | 2 | 42 | 29 | 12 | 434 | 11 | 19 | 58 |

SOURCE OF DATA: A1 Submission

Illinois Community College Board
Table III-10
ANNUAL DUPLICATED COMPLETERS BY ACADEMIC PROGRAM BY COLLEGE
FOR FISCAL YEAR 1995

| Dist. No. | District/College | Electromechanical Technology 12 150403 | Instrumentation Technology 12 150404 | Robotics Technology 12 150405 | Fluid Power Technology 12 150410 | Automated Manufacturing Technology 12 150411 | Energy Conservation/Use Technology 12 150503 | Water/Wastewater Technology 12 150506 | Environmental & Pollution Tech/Technician 12 150507 | Industrial Technology 12 150603 | Plastic Technology 12 150607 |
|---|---|---|---|---|---|---|---|---|---|---|---|
| 522 | Belleville | 0 | 0 | 0 | 0 | 0 | 0 | 0 | 0 | 1 | 0 |
| 503 | Black Hawk | 12 | 6 | 1 | 0 | 1 | 0 | 0 | 3 | 0 | 0 |
| 508 | Chicago | (0) | (0) | (0) | (0) | (0) | (0) | (0) | (0) | (0) | (0) |
| | Daley | 0 | 0 | 0 | 0 | 0 | 0 | 0 | 0 | 0 | 0 |
| | Kennedy-King | 0 | 0 | 0 | 0 | 0 | 0 | 0 | 0 | 0 | 0 |
| | Malcolm X | 0 | 0 | 0 | 0 | 0 | 0 | 0 | 0 | 0 | 0 |
| | Olive-Harvey | 0 | 0 | 0 | 0 | 0 | 0 | 0 | 0 | 0 | 0 |
| | Truman | 0 | 0 | 0 | 0 | 0 | 0 | 0 | 0 | 0 | 0 |
| | Washington | 0 | 0 | 0 | 0 | 0 | 0 | 0 | 0 | 0 | 0 |
| | Wright | 0 | 0 | 0 | 0 | 0 | 0 | 0 | 0 | 0 | 0 |
| 507 | Danville | 0 | 0 | 0 | 0 | 0 | 0 | 0 | 0 | 4 | 0 |
| 502 | DuPage | 0 | 0 | 1 | 0 | 0 | 0 | 0 | 0 | 1 | 7 |
| 509 | Elgin | 0 | 0 | 0 | 0 | 4 | 0 | 0 | 0 | 0 | 2 |
| 512 | Harper | 2 | 0 | 0 | 0 | 3 | 0 | 0 | 0 | 0 | 0 |
| 540 | Heartland | 0 | 0 | 0 | 0 | 0 | 0 | 0 | 0 | 0 | 0 |
| 519 | Highland | 0 | 0 | 0 | 0 | 0 | 0 | 0 | 0 | 3 | 0 |
| 514 | Illinois Central | 0 | 0 | 3 | 0 | 0 | 0 | 0 | 0 | 7 | 0 |
| 529 | Illinois Eastern | (0) | (0) | (0) | (0) | (0) | (0) | (0) | (0) | (0) | (0) |
| | Frontier | 0 | 0 | 0 | 0 | 0 | 0 | 0 | 0 | 0 | 0 |
| | Lincoln Trail | 0 | 0 | 0 | 0 | 0 | 0 | 0 | 0 | 0 | 0 |
| | Olney Central | 0 | 0 | 0 | 0 | 0 | 0 | 0 | 0 | 0 | 0 |
| | Wabash Valley | 0 | 0 | 0 | 0 | 0 | 0 | 0 | 0 | 0 | 0 |
| 513 | Illinois Valley | 0 | 0 | 2 | 0 | 0 | 0 | 0 | 0 | 0 | 4 |
| 525 | Joliet | 0 | 0 | 0 | 0 | 0 | 0 | 0 | 0 | 8 | 0 |
| 520 | Kankakee | 0 | 0 | 0 | 0 | 0 | 0 | 0 | 0 | 0 | 0 |
| 501 | Kaskaskia | 0 | 0 | 3 | 0 | 0 | 0 | 0 | 0 | 0 | 0 |
| 523 | Kishwaukee | 0 | 0 | 0 | 0 | 1 | 0 | 0 | 0 | 0 | 0 |
| 532 | Lake County | 0 | 0 | 0 | 0 | 10 | 0 | 1 | 0 | 0 | 0 |
| 517 | Lake Land | 3 | 0 | 0 | 0 | 0 | 0 | 0 | 0 | 0 | 0 |
| 536 | Lewis & Clark | 0 | 0 | 0 | 0 | 0 | 0 | 0 | 0 | 0 | 0 |
| 526 | Lincoln Land | 0 | 0 | 0 | 0 | 0 | 0 | 0 | 0 | 0 | 0 |
| 530 | Logan | 0 | 0 | 0 | 0 | 4 | 0 | 0 | 0 | 0 | 0 |
| 528 | McHenry | 0 | 0 | 0 | 0 | 0 | 0 | 0 | 0 | 1 | 0 |
| 524 | Moraine Valley | 0 | 5 | 0 | 0 | 2 | 2 | 0 | 0 | 0 | 0 |
| 527 | Morton | 0 | 0 | 0 | 0 | 0 | 0 | 0 | 0 | 0 | 0 |
| 535 | Oakton | 0 | 0 | 0 | 0 | 0 | 0 | 0 | 0 | 0 | 0 |
| 505 | Parkland | 0 | 0 | 0 | 0 | 0 | 0 | 0 | 0 | 0 | 0 |
| 515 | Prairie State | 0 | 0 | 0 | 0 | 0 | 0 | 0 | 0 | 1 | 0 |
| 521 | Rend Lake | 0 | 0 | 0 | 0 | 0 | 0 | 0 | 0 | 0 | 0 |
| 537 | Richland | 0 | 0 | 0 | 0 | 0 | 0 | 0 | 0 | 1 | 0 |
| 511 | Rock Valley | 0 | 0 | 0 | 1 | 0 | 0 | 0 | 0 | 4 | 0 |
| 518 | Sandburg | 0 | 0 | 0 | 0 | 0 | 0 | 0 | 0 | 0 | 0 |
| 506 | Sauk Valley | 0 | 0 | 0 | 0 | 0 | 0 | 0 | 0 | 0 | 0 |
| 531 | Shawnee | 0 | 0 | 0 | 0 | 0 | 0 | 0 | 0 | 0 | 0 |
| 510 | South Suburban | 0 | 0 | 0 | 0 | 0 | 0 | 0 | 0 | 0 | 0 |
| 533 | Southeastern | 0 | 0 | 0 | 0 | 0 | 0 | 0 | 0 | 0 | 0 |
| 534 | Spoon River | 0 | 0 | 0 | 0 | 0 | 0 | 0 | 0 | 0 | 0 |
| 601 | State Community | 0 | 0 | 0 | 0 | 0 | 0 | 0 | 0 | 0 | 0 |
| 504 | Triton | 0 | 0 | 3 | 0 | 8 | 0 | 0 | 0 | 0 | 0 |
| 516 | Waubonsee | 0 | 0 | 7 | 0 | 0 | 0 | 0 | 2 | 0 | 0 |
| 539 | Wood | 0 | 0 | 0 | 0 | 0 | 0 | 0 | 0 | 0 | 0 |
| | Total | 17 | 11 | 20 | 1 | 33 | 2 | 1 | 5 | 31 | 13 |

SOURCE OF DATA: A1 Submission

Illinois Community College Board
Table III-10
ANNUAL DUPLICATED COMPLETERS BY ACADEMIC PROGRAM BY COLLEGE
FOR FISCAL YEAR 1995

| Dist. No. | District/College | Metallurgical Technology/ Technician 12150611 | Quality Control Technology 12 150702 | Mechanical Design Technology 12 150805 | Computer-Aided Design 12 150810 | Microprecision Technology 12 150811 | Mining Technology/Technician 12 150901 | Surveying 12 151102 | Child Care/Development 12 200202 | Fashion Design/Coordination 12 200306 | Food Production/Management 12 200401 |
|---|---|---|---|---|---|---|---|---|---|---|---|
| 522 | Belleville | 0 | 0 | 0 | 0 | 0 | 0 | 0 | 25 | 0 | 16 |
| 503 | Black Hawk | 0 | 0 | 2 | 13 | 0 | 0 | 0 | 24 | 0 | 0 |
| 508 | Chicago | (0) | (0) | (0) | (2) | (0) | (0) | (0) | (163) | (0) | (745) |
| | Daley | 0 | 0 | 0 | 0 | 0 | 0 | 0 | 15 | 0 | 0 |
| | Kennedy-King | 0 | 0 | 0 | 0 | 0 | 0 | 0 | 17 | 0 | 32 |
| | Malcolm X | 0 | 0 | 0 | 0 | 0 | 0 | 0 | 20 | 0 | 9 |
| | Olive-Harvey | 0 | 0 | 0 | 0 | 0 | 0 | 0 | 33 | 0 | 0 |
| | Truman | 0 | 0 | 0 | 0 | 0 | 0 | 0 | 58 | 0 | 0 |
| | Washington | 0 | 0 | 0 | 0 | 0 | 0 | 0 | 20 | 0 | 704 |
| | Wright | 0 | 0 | 0 | 2 | 0 | 0 | 0 | 0 | 0 | 0 |
| 507 | Danville | 0 | 0 | 0 | 4 | 0 | 0 | 0 | 2 | 0 | 0 |
| 502 | DuPage | 0 | 0 | 0 | 8 | 0 | 0 | 0 | 29 | 6 | 0 |
| 509 | Elgin | 1 | 0 | 0 | 28 | 0 | 0 | 0 | 1 | 0 | 0 |
| 512 | Harper | 0 | 0 | 2 | 2 | 0 | 0 | 0 | 32 | 7 | 0 |
| 540 | Heartland | 0 | 0 | 0 | 0 | 0 | 0 | 0 | 2 | 0 | 0 |
| 519 | Highland | 0 | 0 | 0 | 3 | 0 | 0 | 0 | 7 | 0 | 0 |
| 514 | Illinois Central | 0 | 0 | 10 | 1 | 0 | 0 | 0 | 28 | 0 | 0 |
| 529 | Illinois Eastern | (3) | (3) | (0) | (2) | (0) | (1) | (0) | (7) | (0) | (0) |
| | Frontier | 0 | 3 | 0 | 0 | 0 | 0 | 0 | 0 | 0 | 0 |
| | Lincoln Trail | 0 | 0 | 0 | 2 | 0 | 0 | 0 | 0 | 0 | 0 |
| | Olney Central | 3 | 0 | 0 | 0 | 0 | 0 | 0 | 0 | 0 | 0 |
| | Wabash Valley | 0 | 0 | 0 | 0 | 0 | 1 | 0 | 7 | 0 | 0 |
| 513 | Illinois Valley | 0 | 0 | 7 | 1 | 0 | 0 | 0 | 28 | 0 | 0 |
| 525 | Joliet | 0 | 0 | 4 | 0 | 0 | 0 | 0 | 0 | 0 | 0 |
| 520 | Kankakee | 0 | 0 | 0 | 3 | 0 | 0 | 0 | 10 | 0 | 0 |
| 501 | Kaskaskia | 0 | 0 | 0 | 2 | 0 | 0 | 0 | 7 | 0 | 0 |
| 523 | Kishwaukee | 0 | 9 | 0 | 24 | 0 | 0 | 0 | 7 | 0 | 0 |
| 532 | Lake County | 0 | 0 | 14 | 8 | 0 | 0 | 0 | 7 | 0 | 0 |
| 517 | Lake Land | 0 | 0 | 4 | 16 | 0 | 0 | 0 | 23 | 0 | 0 |
| 536 | Lewis & Clark | 0 | 0 | 0 | 11 | 0 | 0 | 0 | 9 | 0 | 0 |
| 526 | Lincoln Land | 0 | 0 | 0 | 0 | 0 | 0 | 1 | 7 | 0 | 0 |
| 530 | Logan | 0 | 0 | 0 | 4 | 0 | 0 | 0 | 12 | 0 | 0 |
| 528 | McHenry | 0 | 0 | 5 | 9 | 0 | 0 | 0 | 10 | 0 | 0 |
| 524 | Moraine Valley | 0 | 20 | 8 | 4 | 0 | 0 | 0 | 21 | 0 | 0 |
| 527 | Morton | 0 | 0 | 0 | 5 | 0 | 0 | 0 | 0 | 0 | 0 |
| 535 | Oakton | 0 | 0 | 5 | 18 | 0 | 0 | 0 | 29 | 0 | 0 |
| 505 | Parkland | 0 | 0 | 0 | 6 | 2 | 0 | 0 | 10 | 0 | 0 |
| 515 | Prairie State | 0 | 0 | 3 | 7 | 0 | 0 | 0 | 23 | 0 | 0 |
| 521 | Rend Lake | 0 | 0 | 0 | 0 | 0 | 0 | 0 | 7 | 0 | 0 |
| 537 | Richland | 0 | 0 | 0 | 0 | 0 | 0 | 0 | 17 | 0 | 0 |
| 511 | Rock Valley | 0 | 5 | 0 | 11 | 0 | 0 | 0 | 17 | 0 | 0 |
| 518 | Sandburg | 0 | 0 | 1 | 1 | 0 | 0 | 0 | 9 | 0 | 0 |
| 506 | Sauk Valley | 0 | 5 | 3 | 1 | 0 | 0 | 0 | 17 | 0 | 0 |
| 531 | Shawnee | 0 | 0 | 0 | 0 | 0 | 0 | 0 | 9 | 0 | 0 |
| 510 | South Suburban | 0 | 0 | 0 | 55 | 0 | 0 | 0 | 9 | 0 | 0 |
| 533 | Southeastern | 0 | 0 | 0 | 0 | 0 | 0 | 14 | 9 | 0 | 0 |
| 534 | Spoon River | 0 | 0 | 0 | 0 | 0 | 0 | 0 | 0 | 0 | 0 |
| 601 | State Community | 0 | 0 | 0 | 0 | 0 | 0 | 0 | 8 | 0 | 0 |
| 504 | Triton | 0 | 0 | 4 | 11 | 0 | 0 | 0 | 35 | 0 | 0 |
| 516 | Waubonsee | 0 | 4 | 0 | 9 | 0 | 0 | 0 | 18 | 0 | 0 |
| 539 | Wood | 0 | 0 | 0 | 1 | 0 | 0 | 0 | 12 | 0 | 0 |
| | Total | 4 | 46 | 72 | 270 | 2 | 1 | 15 | 690 | 13 | 761 |

SOURCE OF DATA: A1 Submission

Illinois Community College Board
Table III-10
ANNUAL DUPLICATED COMPLETERS BY ACADEMIC PROGRAM BY COLLEGE
FOR FISCAL YEAR 1995

| Dist. No. | District/College | Dietetic Aide/Assisting 12 200404 | Home Furnishings/Eqpmt. Installers & Consultants, General 12 200501 | Elder Care Provider/Companion 12 200602 | Custodial Services 12 200604 | Legal Assisting 12 220103 | Technical/Business Writing 12 231101 | Library Assisting 12 250301 | Parks, Recreation, & Leisure Facilities Mgmt. 12 310301 | Exercise Sciences/Physiology & Movement Studies 12 310505 | Chemical Technology 12 410301 |
|---|---|---|---|---|---|---|---|---|---|---|---|
| 522 | Belleville | 0 | 0 | 0 | 0 | 0 | 0 | 0 | 0 | 0 | 1 |
| 503 | Black Hawk | 0 | 1 | 0 | 0 | 10 | 1 | 10 | 0 | 0 | 0 |
| 508 | Chicago | (27) | (0) | (0) | (0) | (0) | (0) | (8) | (0) | (0) | (5) |
| | Daley | 0 | 0 | 0 | 0 | 0 | 0 | 0 | 0 | 0 | 0 |
| | Kennedy-King | 0 | 0 | 0 | 0 | 0 | 0 | 0 | 0 | 0 | 0 |
| | Malcolm X | 27 | 0 | 0 | 0 | 0 | 0 | 0 | 0 | 0 | 0 |
| | Olive-Harvey | 0 | 0 | 0 | 0 | 0 | 0 | 0 | 0 | 0 | 0 |
| | Truman | 0 | 0 | 0 | 0 | 0 | 0 | 0 | 0 | 0 | 5 |
| | Washington | 0 | 0 | 0 | 0 | 0 | 0 | 0 | 0 | 0 | 0 |
| | Wright | 0 | 0 | 0 | 0 | 0 | 0 | 8 | 0 | 0 | 0 |
| 507 | Danville | 0 | 0 | 0 | 0 | 0 | 0 | 0 | 0 | 0 | 0 |
| 502 | DuPage | 0 | 27 | 2 | 0 | 0 | 0 | 28 | 3 | 0 | 0 |
| 509 | Elgin | 0 | 0 | 1 | 0 | 17 | 0 | 0 | 0 | 0 | 0 |
| 512 | Harper | 9 | 14 | 0 | 0 | 60 | 0 | 0 | 0 | 9 | 0 |
| 540 | Heartland | 0 | 0 | 0 | 0 | 0 | 0 | 0 | 0 | 0 | 0 |
| 519 | Highland | 0 | 0 | 0 | 0 | 0 | 0 | 0 | 0 | 0 | 0 |
| 514 | Illinois Central | 0 | 6 | 0 | 0 | 29 | 0 | 6 | 0 | 0 | 0 |
| 529 | Illinois Eastern | (0) | (0) | (0) | (0) | (0) | (0) | (0) | (0) | (0) | (0) |
| | Frontier | 0 | 0 | 0 | 0 | 0 | 0 | 0 | 0 | 0 | 0 |
| | Lincoln Trail | 0 | 0 | 0 | 0 | 0 | 0 | 0 | 0 | 0 | 0 |
| | Olney Central | 0 | 0 | 0 | 0 | 0 | 0 | 0 | 0 | 0 | 0 |
| | Wabash Valley | 0 | 0 | 0 | 0 | 0 | 0 | 0 | 0 | 0 | 0 |
| 513 | Illinois Valley | 0 | 0 | 0 | 31 | 0 | 0 | 0 | 0 | 0 | 0 |
| 525 | Joliet | 0 | 7 | 0 | 0 | 0 | 0 | 0 | 0 | 0 | 0 |
| 520 | Kankakee | 0 | 0 | 0 | 0 | 0 | 0 | 0 | 0 | 0 | 0 |
| 501 | Kaskaskia | 0 | 0 | 0 | 0 | 0 | 0 | 0 | 0 | 0 | 0 |
| 523 | Kishwaukee | 0 | 0 | 0 | 0 | 0 | 0 | 0 | 0 | 0 | 0 |
| 532 | Lake County | 0 | 0 | 0 | 0 | 0 | 5 | 5 | 0 | 0 | 9 |
| 517 | Lake Land | 0 | 0 | 0 | 0 | 0 | 0 | 0 | 0 | 0 | 0 |
| 536 | Lewis & Clark | 0 | 0 | 0 | 0 | 0 | 0 | 2 | 0 | 0 | 0 |
| 526 | Lincoln Land | 0 | 0 | 0 | 0 | 0 | 0 | 0 | 0 | 0 | 0 |
| 530 | Logan | 0 | 0 | 0 | 0 | 0 | 0 | 0 | 0 | 0 | 0 |
| 528 | McHenry | 0 | 0 | 0 | 0 | 0 | 0 | 0 | 0 | 0 | 0 |
| 524 | Moraine Valley | 0 | 0 | 0 | 0 | 0 | 0 | 0 | 0 | 0 | 0 |
| 527 | Morton | 0 | 0 | 0 | 0 | 0 | 0 | 0 | 0 | 0 | 0 |
| 535 | Oakton | 0 | 0 | 0 | 0 | 0 | 0 | 0 | 0 | 0 | 0 |
| 505 | Parkland | 0 | 0 | 0 | 0 | 0 | 0 | 0 | 0 | 0 | 0 |
| 515 | Prairie State | 0 | 7 | 0 | 0 | 0 | 0 | 0 | 0 | 0 | 0 |
| 521 | Rend Lake | 0 | 0 | 0 | 0 | 0 | 0 | 0 | 0 | 0 | 0 |
| 537 | Richland | 0 | 0 | 0 | 0 | 0 | 0 | 0 | 0 | 0 | 0 |
| 511 | Rock Valley | 0 | 0 | 0 | 0 | 0 | 1 | 1 | 0 | 0 | 0 |
| 518 | Sandburg | 0 | 0 | 0 | 38 | 0 | 0 | 0 | 0 | 0 | 0 |
| 506 | Sauk Valley | 0 | 0 | 0 | 0 | 0 | 0 | 0 | 0 | 0 | 0 |
| 531 | Shawnee | 0 | 0 | 0 | 0 | 0 | 0 | 0 | 0 | 0 | 0 |
| 510 | South Suburban | 0 | 0 | 0 | 0 | 24 | 0 | 0 | 0 | 0 | 0 |
| 533 | Southeastern | 0 | 0 | 0 | 0 | 0 | 0 | 0 | 0 | 0 | 0 |
| 534 | Spoon River | 0 | 0 | 0 | 0 | 0 | 0 | 0 | 0 | 0 | 0 |
| 601 | State Community | 0 | 0 | 0 | 0 | 0 | 0 | 0 | 0 | 0 | 0 |
| 504 | Triton | 0 | 3 | 0 | 0 | 0 | 0 | 0 | 0 | 0 | 0 |
| 516 | Waubonsee | 0 | 0 | 0 | 0 | 0 | 0 | 0 | 0 | 0 | 0 |
| 539 | Wood | 2 | 0 | 0 | 0 | 0 | 0 | 0 | 0 | 0 | 0 |
| | Total | 38 | 65 | 3 | 69 | 140 | 7 | 60 | 3 | 9 | 15 |

SOURCE OF DATA: A1 Submission

Illinois Community College Board
Table III-10
ANNUAL DUPLICATED COMPLETERS BY ACADEMIC PROGRAM BY COLLEGE
FOR FISCAL YEAR 1995

| Dist. No. | District/College | Corrections 12 430102 | Law Enforcement/Police Science 12 430107 | Security Services (Private) 12 430109 | Fire Control/Safety Technology 12 430201 | Fire Officer 12 430202 | Firefighting 12 430203 | Social Work/Social Service 12 440701 | Mason & Tilesetter 12 460101 | Carpentry 12 460201 | Electrician 12 460302 |
|---|---|---|---|---|---|---|---|---|---|---|---|
| 522 | Belleville | 0 | 138 | 6 | 8 | 0 | 5 | 0 | 1 | 5 | 18 |
| 503 | Black Hawk | 0 | 12 | 0 | 0 | 0 | 0 | 0 | 0 | 1 | 0 |
| 508 | Chicago | (0) | (79) | (3) | (22) | (0) | (0) | (28) | (0) | (0) | (0) |
| | Daley | 0 | 15 | 2 | 0 | 0 | 0 | 0 | 0 | 0 | 0 |
| | Kennedy-King | 0 | 0 | 0 | 0 | 0 | 0 | 23 | 0 | 0 | 0 |
| | Malcolm X | 0 | 0 | 0 | 0 | 0 | 0 | 0 | 0 | 0 | 0 |
| | Olive-Harvey | 0 | 6 | 0 | 0 | 0 | 0 | 0 | 0 | 0 | 0 |
| | Truman | 0 | 6 | 0 | 0 | 0 | 0 | 0 | 0 | 0 | 0 |
| | Washington | 0 | 11 | 1 | 22 | 0 | 0 | 5 | 0 | 0 | 0 |
| | Wright | 0 | 41 | 0 | 0 | 0 | 0 | 0 | 0 | 0 | 0 |
| 507 | Danville | 0 | 9 | 0 | 0 | 0 | 0 | 2 | 0 | 0 | 0 |
| 502 | DuPage | 0 | 30 | 0 | 16 | 0 | 0 | 9 | 0 | 0 | 0 |
| 509 | Elgin | 0 | 4 | 0 | 5 | 0 | 0 | 8 | 0 | 0 | 0 |
| 512 | Harper | 0 | 30 | 0 | 6 | 0 | 0 | 0 | 0 | 0 | 0 |
| 540 | Heartland | 0 | 0 | 0 | 0 | 0 | 0 | 0 | 0 | 0 | 0 |
| 519 | Highland | 0 | 0 | 0 | 0 | 0 | 0 | 0 | 0 | 0 | 0 |
| 514 | Illinois Central | 0 | 52 | 0 | 20 | 0 | 0 | 0 | 0 | 0 | 0 |
| 529 | Illinois Eastern | (0) | (5) | (0) | (0) | (0) | (7) | (8) | (0) | (0) | (0) |
| | Frontier | 0 | 0 | 0 | 0 | 0 | 7 | 0 | 0 | 0 | 0 |
| | Lincoln Trail | 0 | 0 | 0 | 0 | 0 | 0 | 0 | 0 | 0 | 0 |
| | Olney Central | 0 | 5 | 0 | 0 | 0 | 0 | 0 | 0 | 0 | 0 |
| | Wabash Valley | 0 | 0 | 0 | 0 | 0 | 0 | 8 | 0 | 0 | 0 |
| 513 | Illinois Valley | 0 | 38 | 0 | 7 | 0 | 0 | 0 | 0 | 0 | 12 |
| 525 | Joliet | 12 | 16 | 0 | 6 | 0 | 3 | 0 | 0 | 0 | 5 |
| 520 | Kankakee | 0 | 21 | 0 | 0 | 0 | 0 | 0 | 0 | 0 | 0 |
| 501 | Kaskaskia | 0 | 44 | 0 | 0 | 0 | 0 | 0 | 0 | 0 | 0 |
| 523 | Kishwaukee | 0 | 4 | 0 | 2 | 0 | 0 | 0 | 0 | 0 | 2 |
| 532 | Lake County | 5 | 26 | 0 | 4 | 0 | 0 | 8 | 0 | 0 | 1 |
| 517 | Lake Land | 0 | 15 | 0 | 0 | 0 | 0 | 10 | 0 | 0 | 0 |
| 536 | Lewis & Clark | 0 | 30 | 3 | 7 | 0 | 0 | 0 | 0 | 0 | 0 |
| 526 | Lincoln Land | 0 | 23 | 0 | 5 | 0 | 0 | 0 | 0 | 0 | 0 |
| 530 | Logan | 0 | 30 | 0 | 0 | 0 | 0 | 0 | 0 | 0 | 0 |
| 528 | McHenry | 0 | 0 | 0 | 0 | 0 | 0 | 0 | 0 | 0 | 0 |
| 524 | Moraine Valley | 0 | 32 | 0 | 8 | 0 | 0 | 0 | 0 | 0 | 26 |
| 527 | Morton | 0 | 15 | 0 | 0 | 0 | 0 | 0 | 0 | 0 | 0 |
| 535 | Oakton | 0 | 10 | 0 | 6 | 0 | 0 | 10 | 0 | 0 | 0 |
| 505 | Parkland | 0 | 22 | 0 | 2 | 0 | 0 | 0 | 0 | 0 | 0 |
| 515 | Prairie State | 0 | 8 | 0 | 2 | 0 | 0 | 0 | 0 | 0 | 14 |
| 521 | Rend Lake | 0 | 12 | 0 | 0 | 0 | 0 | 0 | 0 | 0 | 0 |
| 537 | Richland | 0 | 8 | 0 | 1 | 0 | 0 | 0 | 0 | 0 | 0 |
| 511 | Rock Valley | 0 | 12 | 0 | 1 | 1 | 0 | 21 | 2 | 0 | 15 |
| 518 | Sandburg | 0 | 6 | 0 | 2 | 0 | 0 | 0 | 0 | 0 | 0 |
| 506 | Sauk Valley | 2 | 8 | 0 | 0 | 0 | 0 | 12 | 0 | 0 | 0 |
| 531 | Shawnee | 0 | 3 | 0 | 0 | 0 | 0 | 3 | 0 | 0 | 0 |
| 510 | South Suburban | 0 | 17 | 0 | 2 | 0 | 0 | 15 | 0 | 0 | 0 |
| 533 | Southeastern | 8 | 17 | 0 | 0 | 0 | 42 | 0 | 0 | 0 | 0 |
| 534 | Spoon River | 0 | 1 | 0 | 0 | 0 | 0 | 0 | 0 | 0 | 0 |
| 601 | State Community | 0 | 0 | 0 | 0 | 0 | 0 | 1 | 0 | 0 | 1 |
| 504 | Triton | 2 | 12 | 0 | 15 | 0 | 0 | 0 | 0 | 0 | 2 |
| 516 | Waubonsee | 0 | 12 | 4 | 6 | 0 | 3 | 2 | 0 | 0 | 12 |
| 539 | Wood | 0 | 0 | 0 | 1 | 0 | 0 | 0 | 0 | 0 | 0 |
| | Total | 29 | 801 | 16 | 154 | 1 | 60 | 137 | 3 | 6 | 108 |

SOURCE OF DATA: A1 Submission

Illinois Community College Board
Table III-10
ANNUAL DUPLICATED COMPLETERS BY ACADEMIC PROGRAM BY COLLEGE
FOR FISCAL YEAR 1995

| Dist. No. | District/College | Building/Property Maintenance 12 460401 | Construction Inspection 12 460403 | Glazing 12 460406 | Plumber & Pipefitter 12 460501 | Construction Trades 12 461000 | Electrical/Electronics Eqpmt. Installer/Repairer, General 12 470101 | Communications Electronics 12 470103 | Computer Electronics Maintenance/ Repair 12 470104 | Industrial Electronics 12 470105 | Major Appliance Repair 12 470106 |
|---|---|---|---|---|---|---|---|---|---|---|---|
| 522 | Belleville | 0 | 0 | 0 | 6 | 8 | 0 | 2 | 11 | 16 | 6 |
| 503 | Black Hawk | 0 | 0 | 0 | 0 | 11 | 0 | 0 | 0 | 0 | 0 |
| 508 | Chicago | (0) | (0) | (0) | (0) | (0) | (15) | (12) | (18) | (0) | (0) |
| | Daley | 0 | 0 | 0 | 0 | 0 | 0 | 0 | 2 | 0 | 0 |
| | Kennedy-King | 0 | 0 | 0 | 0 | 0 | 3 | 3 | 0 | 0 | 0 |
| | Malcolm X | 0 | 0 | 0 | 0 | 0 | 0 | 0 | 0 | 0 | 0 |
| | Olive-Harvey | 0 | 0 | 0 | 0 | 0 | 0 | 0 | 13 | 0 | 0 |
| | Truman | 0 | 0 | 0 | 0 | 0 | 0 | 0 | 0 | 0 | 0 |
| | Washington | 0 | 0 | 0 | 0 | 0 | 12 | 0 | 0 | 0 | 0 |
| | Wright | 0 | 0 | 0 | 0 | 0 | 0 | 9 | 3 | 0 | 0 |
| 507 | Danville | 0 | 0 | 0 | 0 | 0 | 0 | 0 | 0 | 7 | 0 |
| 502 | DuPage | 6 | 0 | 0 | 0 | 0 | 0 | 0 | 0 | 4 | 0 |
| 509 | Elgin | 0 | 0 | 0 | 0 | 0 | 0 | 0 | 5 | 0 | 0 |
| 512 | Harper | 0 | 3 | 0 | 0 | 0 | 0 | 0 | 4 | 8 | 0 |
| 540 | Heartland | 0 | 0 | 0 | 0 | 0 | 0 | 0 | 0 | 0 | 0 |
| 519 | Highland | 0 | 0 | 0 | 0 | 0 | 0 | 0 | 0 | 0 | 0 |
| 514 | Illinois Central | 0 | 0 | 0 | 0 | 37 | 0 | 2 | 2 | 0 | 0 |
| 529 | Illinois Eastern | (0) | (0) | (0) | (0) | (6) | (0) | (21) | (0) | (0) | (0) |
| | Frontier | 0 | 0 | 0 | 0 | 0 | 0 | 0 | 0 | 0 | 0 |
| | Lincoln Trail | 0 | 0 | 0 | 0 | 6 | 0 | 21 | 0 | 0 | 0 |
| | Olney Central | 0 | 0 | 0 | 0 | 0 | 0 | 0 | 0 | 0 | 0 |
| | Wabash Valley | 0 | 0 | 0 | 0 | 0 | 0 | 0 | 0 | 0 | 0 |
| 513 | Illinois Valley | 0 | 0 | 0 | 0 | 0 | 0 | 0 | 0 | 0 | 0 |
| 525 | Joliet | 0 | 0 | 0 | 0 | 2 | 0 | 0 | 0 | 27 | 0 |
| 520 | Kankakee | 0 | 0 | 0 | 0 | 0 | 0 | 0 | 0 | 4 | 0 |
| 501 | Kaskaskia | 0 | 0 | 0 | 0 | 17 | 0 | 0 | 0 | 0 | 0 |
| 523 | Kishwaukee | 0 | 0 | 0 | 0 | 0 | 0 | 0 | 0 | 0 | 0 |
| 532 | Lake County | 0 | 0 | 0 | 0 | 11 | 0 | 0 | 0 | 1 | 0 |
| 517 | Lake Land | 5 | 0 | 0 | 0 | 17 | 0 | 3 | 0 | 0 | 0 |
| 536 | Lewis & Clark | 0 | 0 | 0 | 0 | 0 | 0 | 0 | 3 | 4 | 0 |
| 526 | Lincoln Land | 19 | 0 | 0 | 0 | 7 | 0 | 0 | 0 | 10 | 0 |
| 530 | Logan | 0 | 0 | 0 | 0 | 0 | 0 | 0 | 0 | 0 | 0 |
| 528 | McHenry | 0 | 0 | 0 | 0 | 0 | 0 | 0 | 0 | 0 | 0 |
| 524 | Moraine Valley | 0 | 0 | 0 | 0 | 0 | 0 | 0 | 4 | 0 | 0 |
| 527 | Morton | 0 | 0 | 0 | 0 | 0 | 0 | 0 | 0 | 0 | 0 |
| 535 | Oakton | 3 | 0 | 0 | 0 | 0 | 0 | 0 | 0 | 0 | 0 |
| 505 | Parkland | 1 | 0 | 0 | 0 | 6 | 0 | 0 | 0 | 6 | 0 |
| 515 | Prairie State | 0 | 0 | 0 | 1 | 0 | 0 | 0 | 0 | 5 | 0 |
| 521 | Rend Lake | 1 | 0 | 0 | 0 | 18 | 0 | 0 | 0 | 0 | 1 |
| 537 | Richland | 0 | 0 | 0 | 0 | 0 | 0 | 0 | 0 | 15 | 0 |
| 511 | Rock Valley | 0 | 0 | 1 | 0 | 8 | 0 | 0 | 0 | 0 | 0 |
| 518 | Sandburg | 0 | 0 | 0 | 0 | 0 | 0 | 0 | 0 | 0 | 0 |
| 506 | Sauk Valley | 0 | 0 | 0 | 0 | 1 | 0 | 12 | 7 | 11 | 0 |
| 531 | Shawnee | 0 | 0 | 0 | 0 | 0 | 0 | 0 | 0 | 0 | 0 |
| 510 | South Suburban | 0 | 2 | 0 | 0 | 40 | 0 | 0 | 0 | 0 | 0 |
| 533 | Southeastern | 0 | 0 | 0 | 0 | 15 | 0 | 0 | 0 | 7 | 0 |
| 534 | Spoon River | 0 | 0 | 0 | 0 | 0 | 0 | 0 | 0 | 0 | 0 |
| 601 | State Community | 0 | 0 | 0 | 0 | 0 | 0 | 0 | 0 | 0 | 0 |
| 504 | Triton | 0 | 0 | 0 | 0 | 12 | 0 | 0 | 16 | 0 | 0 |
| 516 | Waubonsee | 0 | 0 | 0 | 0 | 0 | 0 | 0 | 1 | 0 | 0 |
| 539 | Wood | 0 | 0 | 0 | 0 | 0 | 0 | 0 | 0 | 3 | 0 |
| | Total | 35 | 5 | 1 | 7 | 216 | 15 | 52 | 71 | 128 | 7 |

SOURCE OF DATA: A1 Submission

Table III-10
ANNUAL DUPLICATED COMPLETERS BY ACADEMIC PROGRAM BY COLLEGE
FOR FISCAL YEAR 1995

| Dist. No. | District/College | Heating, Air Conditioning, & Refrigeration Mechanics 12 470201 | Heavy Equipment Maintenance/ Repairer 12 470302 | Industrial Equipment Maintenance/ Repair 12 470303 | Watch/Clock Repair 12 470408 | Stationary Energy Sources Installer/ Operator 12 470501 | Automotive Body Repair 12 470603 | Automotive Mechanics 12 470604 | Diesel Engine/Truck Mechanics 12 470605 | Small Engine Repair 12 470606 | Aviation Systems/Avionics Maintenance Technologist/Technician 12 470609 |
|---|---|---|---|---|---|---|---|---|---|---|---|
| 522 | Belleville | 33 | 0 | 0 | 0 | 0 | 0 | 0 | 0 | 0 | 31 |
| 503 | Black Hawk | 3 | 0 | 1 | 0 | 0 | 0 | 32 | 6 | 0 | 0 |
| 508 | Chicago | (8) | (0) | (0) | (0) | (0) | (14) | (85) | (0) | (0) | (77) |
| | Daley | 0 | 0 | 0 | 0 | 0 | 0 | 0 | 0 | 0 | 77 |
| | Kennedy-King | 8 | 0 | 0 | 0 | 0 | 1 | 3 | 0 | 0 | 0 |
| | Malcolm X | 0 | 0 | 0 | 0 | 0 | 0 | 0 | 0 | 0 | 0 |
| | Olive-Harvey | 0 | 0 | 0 | 0 | 0 | 0 | 0 | 0 | 0 | 0 |
| | Truman | 0 | 0 | 0 | 0 | 0 | 13 | 82 | 0 | 0 | 0 |
| | Washington | 0 | 0 | 0 | 0 | 0 | 0 | 0 | 0 | 0 | 0 |
| | Wright | 0 | 0 | 0 | 0 | 0 | 0 | 0 | 0 | 0 | 0 |
| 507 | Danville | 0 | 0 | 1 | 0 | 0 | 0 | 5 | 0 | 0 | 0 |
| 502 | DuPage | 44 | 0 | 0 | 0 | 0 | 0 | 25 | 0 | 0 | 0 |
| 509 | Elgin | 8 | 0 | 0 | 0 | 0 | 0 | 23 | 0 | 0 | 0 |
| 512 | Harper | 50 | 0 | 0 | 0 | 0 | 0 | 0 | 0 | 0 | 0 |
| 540 | Heartland | 0 | 0 | 0 | 0 | 0 | 0 | 0 | 0 | 0 | 0 |
| 519 | Highland | 0 | 0 | 0 | 0 | 0 | 3 | 0 | 0 | 0 | 0 |
| 514 | Illinois Central | 19 | 0 | 5 | 0 | 0 | 0 | 26 | 2 | 0 | 0 |
| 529 | Illinois Eastern | (13) | (0) | (4) | (0) | (0) | (3) | (7) | (10) | (0) | (0) |
| | Frontier | 0 | 0 | 0 | 0 | 0 | 0 | 0 | 0 | 0 | 0 |
| | Lincoln Trail | 13 | 0 | 0 | 0 | 0 | 0 | 0 | 0 | 0 | 0 |
| | Olney Central | 0 | 0 | 4 | 0 | 0 | 3 | 7 | 0 | 0 | 0 |
| | Wabash Valley | 0 | 0 | 0 | 0 | 0 | 0 | 0 | 10 | 0 | 0 |
| 513 | Illinois Valley | 0 | 0 | 0 | 0 | 0 | 0 | 62 | 3 | 24 | 0 |
| 525 | Joliet | 0 | 3 | 0 | 0 | 0 | 0 | 10 | 0 | 0 | 0 |
| 520 | Kankakee | 3 | 0 | 3 | 0 | 0 | 0 | 2 | 0 | 0 | 0 |
| 501 | Kaskaskia | 0 | 0 | 17 | 0 | 0 | 8 | 14 | 0 | 1 | 0 |
| 523 | Kishwaukee | 0 | 0 | 0 | 0 | 0 | 4 | 1 | 0 | 0 | 0 |
| 532 | Lake County | 8 | 0 | 2 | 0 | 0 | 0 | 8 | 0 | 0 | 0 |
| 517 | Lake Land | 11 | 0 | 0 | 0 | 0 | 0 | 34 | 0 | 0 | 0 |
| 536 | Lewis & Clark | 0 | 0 | 1 | 0 | 0 | 6 | 10 | 0 | 0 | 0 |
| 526 | Lincoln Land | 62 | 0 | 0 | 0 | 0 | 30 | 12 | 0 | 16 | 1 |
| 530 | Logan | 8 | 0 | 4 | 0 | 0 | 6 | 4 | 0 | 0 | 0 |
| 528 | McHenry | 0 | 0 | 0 | 0 | 0 | 0 | 1 | 0 | 0 | 0 |
| 524 | Moraine Valley | 17 | 0 | 2 | 0 | 0 | 0 | 4 | 0 | 0 | 0 |
| 527 | Morton | 10 | 0 | 0 | 0 | 0 | 0 | 3 | 0 | 0 | 0 |
| 535 | Oakton | 6 | 0 | 0 | 0 | 0 | 0 | 6 | 0 | 0 | 0 |
| 505 | Parkland | 0 | 0 | 0 | 0 | 0 | 0 | 5 | 0 | 0 | 0 |
| 515 | Prairie State | 12 | 0 | 3 | 0 | 0 | 0 | 8 | 0 | 0 | 0 |
| 521 | Rend Lake | 6 | 0 | 16 | 0 | 0 | 1 | 18 | 0 | 0 | 0 |
| 537 | Richland | 0 | 0 | 1 | 0 | 0 | 0 | 1 | 0 | 0 | 0 |
| 511 | Rock Valley | 0 | 0 | 0 | 0 | 0 | 0 | 0 | 0 | 0 | 15 |
| 518 | Sandburg | 0 | 0 | 0 | 0 | 0 | 3 | 2 | 13 | 5 | 0 |
| 506 | Sauk Valley | 0 | 0 | 0 | 0 | 0 | 0 | 0 | 0 | 0 | 0 |
| 531 | Shawnee | 0 | 0 | 0 | 0 | 0 | 0 | 0 | 0 | 0 | 0 |
| 510 | South Suburban | 0 | 0 | 0 | 0 | 0 | 0 | 0 | 0 | 0 | 0 |
| 533 | Southeastern | 0 | 0 | 11 | 0 | 0 | 10 | 40 | 28 | 4 | 0 |
| 534 | Spoon River | 0 | 0 | 0 | 0 | 0 | 0 | 6 | 0 | 0 | 0 |
| 601 | State Community | 1 | 0 | 0 | 0 | 0 | 3 | 1 | 0 | 0 | 0 |
| 504 | Triton | 36 | 0 | 1 | 0 | 22 | 0 | 60 | 2 | 0 | 0 |
| 516 | Waubonsee | 16 | 0 | 1 | 0 | 0 | 10 | 24 | 0 | 0 | 0 |
| 539 | Wood | 0 | 0 | 0 | 1 | 0 | 0 | 0 | 0 | 0 | 0 |
| | Total | 374 | 3 | 73 | 1 | 22 | 101 | 539 | 64 | 50 | 124 |

SOURCE OF DATA: A1 Submission

Illinois Community College Board
Table III-10
ANNUAL DUPLICATED COMPLETERS BY ACADEMIC PROGRAM BY COLLEGE
FOR FISCAL YEAR 1995

| Dist. No. | District/College | Architectural Drafting 12 480102 | Electrical/Electronics Drafting 12 480104 | Mechanical Drafting 12 480105 | Typesetting, Make-up, & Composition 12 480205 | Lithography, Photography, & Platemaking 12 480206 | Printing Press Operator 12 480208 | Desktop Publishing Equipment Operator 12 480212 | Machinist/Machine Technologist 12 480501 | Industrial Blacksmithing 12 480502 | Machine Tool Operation/Machine Shop 12 480503 |
|---|---|---|---|---|---|---|---|---|---|---|---|
| 522 | Belleville | 0 | 0 | 14 | 0 | 0 | 0 | 7 | 4 | 1 | 9 |
| 503 | Black Hawk | 0 | 0 | 6 | 0 | 0 | 0 | 0 | 0 | 0 | 1 |
| 508 | Chicago | (12) | (0) | (22) | (1) | (10) | (0) | (0) | (0) | (0) | (3) |
| | Daley | 1 | 0 | 0 | 0 | 0 | 0 | 0 | 0 | 0 | 3 |
| | Kennedy-King | 0 | 0 | 11 | 1 | 9 | 0 | 0 | 0 | 0 | 0 |
| | Malcolm X | 0 | 0 | 0 | 0 | 0 | 0 | 0 | 0 | 0 | 0 |
| | Olive-Harvey | 2 | 0 | 0 | 0 | 0 | 0 | 0 | 0 | 0 | 0 |
| | Truman | 0 | 0 | 4 | 0 | 0 | 0 | 0 | 0 | 0 | 0 |
| | Washington | 6 | 0 | 7 | 0 | 1 | 0 | 0 | 0 | 0 | 0 |
| | Wright | 3 | 0 | 0 | 0 | 0 | 0 | 0 | 0 | 0 | 0 |
| 507 | Danville | 0 | 0 | 0 | 0 | 0 | 0 | 0 | 0 | 0 | 0 |
| 502 | DuPage | 15 | 0 | 0 | 0 | 13 | 1 | 54 | 0 | 0 | 0 |
| 509 | Elgin | 0 | 0 | 0 | 0 | 0 | 0 | 3 | 0 | 0 | 2 |
| 512 | Harper | 6 | 0 | 1 | 0 | 0 | 0 | 0 | 0 | 0 | 1 |
| 540 | Heartland | 0 | 0 | 0 | 0 | 0 | 0 | 0 | 0 | 0 | 0 |
| 519 | Highland | 0 | 0 | 0 | 0 | 0 | 0 | 1 | 0 | 0 | 0 |
| 514 | Illinois Central | 5 | 0 | 0 | 0 | 2 | 0 | 0 | 0 | 0 | 1 |
| 529 | Illinois Eastern | (1) | (0) | (0) | (0) | (0) | (0) | (0) | (0) | (0) | (3) |
| | Frontier | 0 | 0 | 0 | 0 | 0 | 0 | 0 | 0 | 0 | 0 |
| | Lincoln Trail | 1 | 0 | 0 | 0 | 0 | 0 | 0 | 0 | 0 | 0 |
| | Olney Central | 0 | 0 | 0 | 0 | 0 | 0 | 0 | 0 | 0 | 0 |
| | Wabash Valley | 0 | 0 | 0 | 0 | 0 | 0 | 0 | 0 | 0 | 3 |
| 513 | Illinois Valley | 0 | 0 | 0 | 0 | 0 | 0 | 1 | 0 | 0 | 0 |
| 525 | Joliet | 0 | 0 | 0 | 0 | 0 | 0 | 0 | 0 | 0 | 0 |
| 520 | Kankakee | 0 | 0 | 0 | 0 | 0 | 0 | 0 | 0 | 0 | 0 |
| 501 | Kaskaskia | 11 | 0 | 7 | 0 | 0 | 0 | 0 | 0 | 0 | 0 |
| 523 | Kishwaukee | 0 | 0 | 0 | 0 | 0 | 0 | 0 | 0 | 0 | 2 |
| 532 | Lake County | 4 | 1 | 2 | 0 | 0 | 0 | 0 | 0 | 0 | 3 |
| 517 | Lake Land | 8 | 0 | 0 | 0 | 0 | 0 | 2 | 0 | 0 | 0 |
| 536 | Lewis & Clark | 0 | 0 | 0 | 0 | 0 | 0 | 2 | 0 | 0 | 7 |
| 526 | Lincoln Land | 6 | 0 | 0 | 0 | 0 | 0 | 0 | 0 | 0 | 0 |
| 530 | Logan | 0 | 0 | 0 | 0 | 0 | 0 | 0 | 0 | 0 | 2 |
| 528 | McHenry | 0 | 0 | 0 | 0 | 0 | 0 | 0 | 0 | 0 | 7 |
| 524 | Moraine Valley | 0 | 0 | 7 | 0 | 0 | 0 | 5 | 0 | 0 | 3 |
| 527 | Morton | 0 | 0 | 1 | 0 | 0 | 0 | 0 | 0 | 0 | 0 |
| 535 | Oakton | 3 | 0 | 0 | 0 | 0 | 0 | 7 | 0 | 0 | 4 |
| 505 | Parkland | 0 | 0 | 3 | 0 | 0 | 0 | 1 | 0 | 0 | 0 |
| 515 | Prairie State | 1 | 0 | 2 | 0 | 0 | 0 | 3 | 0 | 0 | 18 |
| 521 | Rend Lake | 10 | 0 | 0 | 0 | 0 | 0 | 0 | 0 | 0 | 0 |
| 537 | Richland | 0 | 0 | 10 | 0 | 0 | 0 | 0 | 0 | 0 | 2 |
| 511 | Rock Valley | 0 | 0 | 1 | 0 | 0 | 0 | 0 | 0 | 0 | 0 |
| 518 | Sandburg | 0 | 0 | 0 | 0 | 0 | 0 | 4 | 0 | 0 | 0 |
| 506 | Sauk Valley | 0 | 0 | 2 | 0 | 0 | 0 | 0 | 0 | 0 | 0 |
| 531 | Shawnee | 0 | 0 | 0 | 0 | 0 | 0 | 0 | 0 | 0 | 0 |
| 510 | South Suburban | 1 | 0 | 1 | 0 | 9 | 0 | 10 | 0 | 0 | 1 |
| 533 | Southeastern | 5 | 0 | 8 | 0 | 15 | 0 | 0 | 0 | 0 | 10 |
| 534 | Spoon River | 0 | 0 | 0 | 0 | 0 | 0 | 0 | 0 | 0 | 0 |
| 601 | State Community | 0 | 0 | 0 | 0 | 1 | 0 | 0 | 0 | 0 | 0 |
| 504 | Triton | 4 | 0 | 1 | 0 | 36 | 0 | 7 | 0 | 0 | 13 |
| 516 | Waubonsee | 0 | 0 | 0 | 0 | 0 | 0 | 2 | 0 | 0 | 5 |
| 539 | Wood | 0 | 0 | 0 | 0 | 0 | 0 | 0 | 0 | 0 | 0 |
| | Total | 92 | 1 | 88 | 1 | 86 | 1 | 109 | 4 | 1 | 97 |

SOURCE OF DATA: A1 Submission

Illinois Community College Board
Table III-10
ANNUAL DUPLICATED COMPLETERS BY ACADEMIC PROGRAM BY COLLEGE
FOR FISCAL YEAR 1995

| Dist. No. | District/College | Sheet Metal 12 480506 | Tool & Die Making 12 480507 | Welding, Brazing, & Soldering 12 480508 | Numerical Control 12 480520 | Millwork & Cabinet Making 12 480703 | Airplane Piloting 12 490102 | Aviation Management 12 490104 | Truck/Bus/Other Commercial Vehicle Operator 12 490205 | Design & Visual Communications 12 500401 | Commercial Photography 12 500406 |
|---|---|---|---|---|---|---|---|---|---|---|---|
| 522 | Belleville | 3 | 0 | 96 | 0 | 0 | 10 | 0 | 0 | 2 | 0 |
| 503 | Black Hawk | 0 | 0 | 1 | 0 | 0 | 0 | 0 | 0 | 3 | 0 |
| 508 | Chicago | (0) | (0) | (0) | (0) | (0) | (0) | (0) | (0) | (0) | (0) |
| | Daley | 0 | 0 | 0 | 0 | 0 | 0 | 0 | 0 | 0 | 0 |
| | Kennedy-King | 0 | 0 | 0 | 0 | 0 | 0 | 0 | 0 | 0 | 0 |
| | Malcolm X | 0 | 0 | 0 | 0 | 0 | 0 | 0 | 0 | 0 | 0 |
| | Olive-Harvey | 0 | 0 | 0 | 0 | 0 | 0 | 0 | 0 | 0 | 0 |
| | Truman | 0 | 0 | 0 | 0 | 0 | 0 | 0 | 0 | 0 | 0 |
| | Washington | 0 | 0 | 0 | 0 | 0 | 0 | 0 | 0 | 0 | 0 |
| | Wright | 0 | 0 | 0 | 0 | 0 | 0 | 0 | 0 | 0 | 0 |
| 507 | Danville | 0 | 0 | 5 | 0 | 0 | 0 | 0 | 0 | 0 | 0 |
| 502 | DuPage | 0 | 7 | 5 | 0 | 0 | 0 | 0 | 0 | 35 | 6 |
| 509 | Elgin | 1 | 7 | 3 | 0 | 0 | 0 | 0 | 83 | 19 | 0 |
| 512 | Harper | 0 | 0 | 1 | 0 | 0 | 0 | 0 | 0 | 0 | 0 |
| 540 | Heartland | 0 | 0 | 0 | 0 | 0 | 0 | 0 | 0 | 0 | 0 |
| 519 | Highland | 0 | 0 | 0 | 0 | 0 | 0 | 0 | 0 | 0 | 0 |
| 514 | Illinois Central | 0 | 0 | 9 | 0 | 0 | 0 | 0 | 0 | 21 | 0 |
| 529 | Illinois Eastern | (11) | (0) | (0) | (0) | (6) | (0) | (0) | (0) | (0) | (0) |
| | Frontier | 0 | 0 | 0 | 0 | 0 | 0 | 0 | 0 | 0 | 0 |
| | Lincoln Trail | 11 | 0 | 0 | 0 | 0 | 0 | 0 | 0 | 0 | 0 |
| | Olney Central | 0 | 0 | 0 | 0 | 6 | 0 | 0 | 0 | 0 | 0 |
| | Wabash Valley | 0 | 0 | 0 | 0 | 0 | 0 | 0 | 0 | 0 | 0 |
| 513 | Illinois Valley | 0 | 0 | 0 | 0 | 0 | 0 | 0 | 0 | 0 | 0 |
| 525 | Joliet | 0 | 0 | 1 | 0 | 0 | 0 | 0 | 0 | 0 | 0 |
| 520 | Kankakee | 0 | 4 | 8 | 0 | 0 | 0 | 0 | 0 | 0 | 0 |
| 501 | Kaskaskia | 0 | 0 | 4 | 0 | 0 | 0 | 0 | 0 | 0 | 0 |
| 523 | Kishwaukee | 0 | 3 | 2 | 0 | 0 | 0 | 0 | 0 | 0 | 0 |
| 532 | Lake County | 0 | 2 | 1 | 0 | 0 | 0 | 0 | 0 | 0 | 0 |
| 517 | Lake Land | 0 | 0 | 10 | 0 | 0 | 0 | 0 | 0 | 0 | 0 |
| 536 | Lewis & Clark | 0 | 0 | 0 | 0 | 0 | 0 | 0 | 0 | 0 | 0 |
| 526 | Lincoln Land | 0 | 0 | 44 | 0 | 0 | 0 | 6 | 0 | 0 | 0 |
| 530 | Logan | 0 | 0 | 2 | 0 | 0 | 0 | 0 | 0 | 0 | 0 |
| 528 | McHenry | 0 | 0 | 0 | 0 | 0 | 0 | 0 | 0 | 0 | 0 |
| 524 | Moraine Valley | 0 | 0 | 1 | 0 | 0 | 0 | 0 | 0 | 0 | 0 |
| 527 | Morton | 0 | 0 | 0 | 0 | 0 | 0 | 0 | 0 | 0 | 0 |
| 535 | Oakton | 0 | 0 | 0 | 0 | 0 | 0 | 0 | 0 | 0 | 0 |
| 505 | Parkland | 0 | 0 | 0 | 0 | 0 | 0 | 0 | 1 | 8 | 0 |
| 515 | Prairie State | 0 | 0 | 0 | 0 | 0 | 0 | 0 | 0 | 2 | 3 |
| 521 | Rend Lake | 0 | 0 | 0 | 0 | 0 | 0 | 0 | 0 | 0 | 0 |
| 537 | Richland | 0 | 0 | 0 | 0 | 0 | 0 | 0 | 0 | 0 | 0 |
| 511 | Rock Valley | 6 | 36 | 0 | 3 | 0 | 0 | 0 | 0 | 0 | 0 |
| 518 | Sandburg | 0 | 0 | 1 | 1 | 0 | 0 | 0 | 0 | 0 | 0 |
| 506 | Sauk Valley | 0 | 0 | 0 | 0 | 0 | 0 | 0 | 0 | 0 | 0 |
| 531 | Shawnee | 0 | 0 | 0 | 0 | 0 | 0 | 0 | 0 | 0 | 0 |
| 510 | South Suburban | 0 | 0 | 0 | 0 | 0 | 0 | 0 | 0 | 0 | 0 |
| 533 | Southeastern | 11 | 0 | 7 | 0 | 0 | 0 | 0 | 0 | 0 | 0 |
| 534 | Spoon River | 0 | 0 | 0 | 0 | 0 | 0 | 0 | 0 | 0 | 0 |
| 601 | State Community | 0 | 0 | 2 | 0 | 0 | 0 | 0 | 0 | 0 | 0 |
| 504 | Triton | 0 | 1 | 4 | 0 | 0 | 0 | 0 | 0 | 2 | 0 |
| 516 | Waubonsee | 0 | 0 | 0 | 0 | 0 | 0 | 0 | 0 | 0 | 0 |
| 539 | Wood | 0 | 0 | 0 | 0 | 0 | 0 | 0 | 0 | 0 | 0 |
| | Total | 32 | 60 | 207 | 4 | 6 | 10 | 6 | 84 | 92 | 9 |

SOURCE OF DATA: A1 Submission

Illinois Community College Board
Table III-10
ANNUAL DUPLICATED COMPLETERS BY ACADEMIC PROGRAM BY COLLEGE
FOR FISCAL YEAR 1995

| Dist. No. | District/College | Commercial Music Theory & Composition 12 500904 | Sign Language Interpreter 12 510205 | Dental Assistant 12 510601 | Dental Hygienist 12 510602 | Dental Laboratory Assistant 12 510603 | Hospital/Health Facilities Administration 12 510702 | Health Unit Coordinator/Ward Clerk 12 510703 | Medical Records Technology/ Technician 12 510707 | Medical Transcription 12 510708 | Medical Assistant 12 510801 |
|---|---|---|---|---|---|---|---|---|---|---|---|
| 522 | Belleville | 0 | 0 | 0 | 0 | 0 | 0 | 30 | 15 | 0 | 50 |
| 503 | Black Hawk | 0 | 0 | 0 | 0 | 0 | 0 | 0 | 0 | 0 | 0 |
| 508 | Chicago | (1) | (0) | (0) | (0) | (0) | (0) | (0) | (19) | (18) | (0) |
| | Daley | 0 | 0 | 0 | 0 | 0 | 0 | 0 | 0 | 0 | 0 |
| | Kennedy-King | 0 | 0 | 0 | 0 | 0 | 0 | 0 | 0 | 8 | 0 |
| | Malcolm X | 0 | 0 | 0 | 0 | 0 | 0 | 0 | 0 | 0 | 0 |
| | Olive-Harvey | 0 | 0 | 0 | 0 | 0 | 0 | 0 | 0 | 0 | 0 |
| | Truman | 0 | 0 | 0 | 0 | 0 | 0 | 0 | 19 | 0 | 0 |
| | Washington | 1 | 0 | 0 | 0 | 0 | 0 | 0 | 0 | 10 | 0 |
| | Wright | 0 | 0 | 0 | 0 | 0 | 0 | 0 | 0 | 0 | 0 |
| 507 | Danville | 0 | 0 | 0 | 0 | 0 | 0 | 0 | 0 | 0 | 0 |
| 502 | DuPage | 0 | 0 | 0 | 0 | 0 | 0 | 0 | 13 | 26 | 0 |
| 509 | Elgin | 0 | 0 | 7 | 0 | 0 | 0 | 0 | 0 | 2 | 0 |
| 512 | Harper | 0 | 11 | 0 | 30 | 0 | 0 | 0 | 0 | 2 | 10 |
| 540 | Heartland | 0 | 0 | 0 | 0 | 0 | 0 | 0 | 0 | 0 | 0 |
| 519 | Highland | 0 | 0 | 0 | 0 | 0 | 0 | 0 | 0 | 3 | 0 |
| 514 | Illinois Central | 0 | 12 | 7 | 20 | 0 | 8 | 0 | 2 | 3 | 0 |
| 529 | Illinois Eastern | (0) | (0) | (0) | (0) | (0) | (0) | (0) | (0) | (3) | (0) |
| | Frontier | 0 | 0 | 0 | 0 | 0 | 0 | 0 | 0 | 0 | 0 |
| | Lincoln Trail | 0 | 0 | 0 | 0 | 0 | 0 | 0 | 0 | 0 | 0 |
| | Olney Central | 0 | 0 | 0 | 0 | 0 | 0 | 0 | 0 | 3 | 0 |
| | Wabash Valley | 0 | 0 | 0 | 0 | 0 | 0 | 0 | 0 | 0 | 0 |
| 513 | Illinois Valley | 0 | 0 | 9 | 0 | 0 | 0 | 0 | 0 | 0 | 0 |
| 525 | Joliet | 0 | 0 | 0 | 0 | 0 | 0 | 0 | 0 | 2 | 0 |
| 520 | Kankakee | 0 | 0 | 0 | 0 | 0 | 0 | 0 | 0 | 0 | 0 |
| 501 | Kaskaskia | 0 | 0 | 17 | 0 | 0 | 0 | 0 | 0 | 0 | 0 |
| 523 | Kishwaukee | 0 | 0 | 0 | 0 | 0 | 0 | 0 | 0 | 3 | 0 |
| 532 | Lake County | 0 | 0 | 0 | 0 | 0 | 0 | 0 | 7 | 5 | 0 |
| 517 | Lake Land | 0 | 0 | 0 | 17 | 0 | 0 | 0 | 0 | 0 | 0 |
| 536 | Lewis & Clark | 0 | 0 | 18 | 0 | 0 | 0 | 17 | 0 | 4 | 0 |
| 526 | Lincoln Land | 0 | 0 | 0 | 0 | 0 | 0 | 0 | 0 | 0 | 0 |
| 530 | Logan | 0 | 7 | 8 | 0 | 0 | 0 | 0 | 2 | 3 | 0 |
| 528 | McHenry | 0 | 0 | 0 | 0 | 0 | 0 | 0 | 0 | 0 | 0 |
| 524 | Moraine Valley | 0 | 0 | 0 | 0 | 0 | 0 | 0 | 20 | 0 | 0 |
| 527 | Morton | 0 | 0 | 10 | 0 | 0 | 0 | 0 | 0 | 0 | 0 |
| 535 | Oakton | 0 | 0 | 0 | 0 | 0 | 0 | 0 | 10 | 4 | 0 |
| 505 | Parkland | 0 | 0 | 8 | 28 | 0 | 0 | 0 | 0 | 5 | 0 |
| 515 | Prairie State | 0 | 0 | 0 | 31 | 0 | 0 | 0 | 0 | 0 | 0 |
| 521 | Rend Lake | 0 | 0 | 0 | 0 | 0 | 0 | 0 | 3 | 0 | 0 |
| 537 | Richland | 0 | 0 | 0 | 0 | 0 | 0 | 0 | 0 | 0 | 0 |
| 511 | Rock Valley | 0 | 0 | 0 | 0 | 0 | 0 | 0 | 0 | 2 | 0 |
| 518 | Sandburg | 0 | 0 | 0 | 0 | 0 | 0 | 0 | 0 | 0 | 0 |
| 506 | Sauk Valley | 0 | 0 | 0 | 0 | 0 | 0 | 0 | 0 | 0 | 0 |
| 531 | Shawnee | 0 | 0 | 0 | 0 | 0 | 0 | 0 | 2 | 3 | 0 |
| 510 | South Suburban | 0 | 0 | 0 | 0 | 0 | 0 | 0 | 0 | 5 | 0 |
| 533 | Southeastern | 0 | 0 | 0 | 0 | 0 | 0 | 0 | 3 | 0 | 0 |
| 534 | Spoon River | 0 | 0 | 0 | 0 | 0 | 0 | 0 | 0 | 0 | 0 |
| 601 | State Community | 0 | 0 | 0 | 0 | 0 | 0 | 0 | 0 | 0 | 0 |
| 504 | Triton | 0 | 0 | 0 | 0 | 26 | 0 | 0 | 0 | 0 | 0 |
| 516 | Waubonsee | 0 | 76 | 0 | 0 | 0 | 0 | 0 | 0 | 0 | 0 |
| 539 | Wood | 0 | 0 | 0 | 0 | 0 | 0 | 0 | 0 | 2 | 0 |
| | Total | 1 | 106 | 84 | 126 | 26 | 8 | 47 | 96 | 95 | 60 |

SOURCE OF DATA: A1 Submission

Illinois Community College Board
Table III-10
ANNUAL DUPLICATED COMPLETERS BY ACADEMIC PROGRAM BY COLLEGE
FOR FISCAL YEAR 1995

| Dist. No. | District/College | Occupational Therapy Assistant 12 510803 | Pharmacy Technician/Assistant 12 510805 | Physical Therapy Assistant 12 510806 | Physician Assistant 12 510807 | Veterinarian Assistant/Animal Health Technician 12 510808 | Emergency Medical Technology/ Technician 12 510904 | Nuclear Medical Technology/ Technician 12 510905 | Medical Radiologic Technology/ Technician 12 510907 | Respiratory Therapy Technician 12 510908 | Surgical/Operating Room Technician 12 510909 |
|---|---|---|---|---|---|---|---|---|---|---|---|
| 522 | Belleville | 0 | 0 | 37 | 0 | 0 | 4 | 0 | 34 | 15 | 0 |
| 503 | Black Hawk | 0 | 0 | 14 | 0 | 0 | 0 | 0 | 3 | 11 | 0 |
| 508 | Chicago | (22) | (39) | (0) | (21) | (0) | (129) | (0) | (50) | (10) | (0) |
| | Daley | 0 | 0 | 0 | 0 | 0 | 0 | 0 | 0 | 0 | 0 |
| | Kennedy-King | 0 | 0 | 0 | 0 | 0 | 0 | 0 | 0 | 0 | 0 |
| | Malcolm X | 0 | 39 | 0 | 21 | 0 | 129 | 0 | 31 | 10 | 0 |
| | Olive-Harvey | 0 | 0 | 0 | 0 | 0 | 0 | 0 | 0 | 0 | 0 |
| | Truman | 0 | 0 | 0 | 0 | 0 | 0 | 0 | 0 | 0 | 0 |
| | Washington | 0 | 0 | 0 | 0 | 0 | 0 | 0 | 0 | 0 | 0 |
| | Wright | 22 | 0 | 0 | 0 | 0 | 0 | 0 | 19 | 0 | 0 |
| 507 | Danville | 0 | 0 | 0 | 0 | 0 | 0 | 0 | 2 | 0 | 0 |
| 502 | DuPage | 21 | 0 | 0 | 0 | 0 | 0 | 10 | 33 | 30 | 0 |
| 509 | Elgin | 0 | 0 | 0 | 0 | 0 | 0 | 0 | 0 | 0 | 16 |
| 512 | Harper | 0 | 12 | 0 | 0 | 0 | 0 | 0 | 0 | 0 | 0 |
| 540 | Heartland | 0 | 0 | 0 | 0 | 0 | 0 | 0 | 0 | 0 | 0 |
| 519 | Highland | 0 | 0 | 0 | 0 | 0 | 0 | 0 | 0 | 0 | 0 |
| 514 | Illinois Central | 13 | 0 | 21 | 0 | 0 | 1 | 0 | 8 | 17 | 9 |
| 529 | Illinois Eastern | (0) | (0) | (0) | (0) | (0) | (6) | (0) | (12) | (0) | (0) |
| | Frontier | 0 | 0 | 0 | 0 | 0 | 6 | 0 | 0 | 0 | 0 |
| | Lincoln Trail | 0 | 0 | 0 | 0 | 0 | 0 | 0 | 0 | 0 | 0 |
| | Olney Central | 0 | 0 | 0 | 0 | 0 | 0 | 0 | 12 | 0 | 0 |
| | Wabash Valley | 0 | 0 | 0 | 0 | 0 | 0 | 0 | 0 | 0 | 0 |
| 513 | Illinois Valley | 0 | 0 | 0 | 0 | 0 | 0 | 0 | 0 | 0 | 0 |
| 525 | Joliet | 0 | 0 | 0 | 0 | 0 | 0 | 0 | 0 | 0 | 0 |
| 520 | Kankakee | 0 | 0 | 0 | 0 | 0 | 2 | 0 | 13 | 13 | 0 |
| 501 | Kaskaskia | 0 | 0 | 0 | 0 | 0 | 0 | 0 | 34 | 16 | 0 |
| 523 | Kishwaukee | 0 | 0 | 0 | 0 | 0 | 0 | 0 | 16 | 0 | 0 |
| 532 | Lake County | 0 | 0 | 0 | 0 | 0 | 0 | 0 | 46 | 0 | 0 |
| 517 | Lake Land | 0 | 0 | 35 | 0 | 0 | 0 | 0 | 0 | 0 | 0 |
| 536 | Lewis & Clark | 0 | 0 | 0 | 0 | 0 | 0 | 0 | 0 | 0 | 0 |
| 526 | Lincoln Land | 0 | 0 | 0 | 0 | 0 | 0 | 0 | 31 | 15 | 0 |
| 530 | Logan | 0 | 0 | 0 | 0 | 0 | 0 | 0 | 0 | 0 | 0 |
| 528 | McHenry | 0 | 0 | 0 | 0 | 0 | 1 | 0 | 0 | 0 | 0 |
| 524 | Moraine Valley | 0 | 0 | 0 | 0 | 0 | 0 | 0 | 26 | 25 | 0 |
| 527 | Morton | 0 | 0 | 36 | 0 | 0 | 0 | 0 | 0 | 0 | 0 |
| 535 | Oakton | 0 | 0 | 28 | 0 | 0 | 0 | 0 | 0 | 0 | 0 |
| 505 | Parkland | 14 | 1 | 0 | 0 | 26 | 0 | 0 | 12 | 12 | 9 |
| 515 | Prairie State | 0 | 0 | 0 | 0 | 0 | 0 | 0 | 0 | 0 | 3 |
| 521 | Rend Lake | 0 | 0 | 0 | 0 | 0 | 0 | 0 | 0 | 0 | 0 |
| 537 | Richland | 0 | 0 | 0 | 0 | 0 | 0 | 0 | 0 | 0 | 0 |
| 511 | Rock Valley | 0 | 11 | 0 | 0 | 0 | 0 | 0 | 0 | 25 | 0 |
| 518 | Sandburg | 0 | 0 | 0 | 0 | 0 | 0 | 0 | 17 | 0 | 0 |
| 506 | Sauk Valley | 0 | 0 | 0 | 0 | 0 | 0 | 0 | 23 | 0 | 0 |
| 531 | Shawnee | 0 | 0 | 0 | 0 | 0 | 0 | 0 | 0 | 0 | 0 |
| 510 | South Suburban | 32 | 19 | 0 | 0 | 0 | 0 | 0 | 30 | 0 | 0 |
| 533 | Southeastern | 0 | 0 | 0 | 0 | 0 | 108 | 0 | 0 | 0 | 0 |
| 534 | Spoon River | 0 | 0 | 0 | 0 | 0 | 0 | 0 | 0 | 0 | 0 |
| 601 | State Community | 0 | 0 | 0 | 0 | 0 | 0 | 0 | 0 | 0 | 0 |
| 504 | Triton | 0 | 0 | 0 | 0 | 0 | 0 | 16 | 34 | 11 | 28 |
| 516 | Waubonsee | 0 | 0 | 0 | 0 | 0 | 0 | 0 | 0 | 15 | 0 |
| 539 | Wood | 0 | 0 | 0 | 0 | 0 | 0 | 0 | 0 | 0 | 0 |
| | Total | 102 | 82 | 171 | 21 | 26 | 251 | 26 | 424 | 215 | 65 |

SOURCE OF DATA: A1 Submission

Illinois Community College Board
Table III-10
ANNUAL DUPLICATED COMPLETERS BY ACADEMIC PROGRAM BY COLLEGE
FOR FISCAL YEAR 1995

| Dist. No. | District/College | Diagnostic Medical Sonography 12 510910 | Renal Dialysis Technology/ Technician 12 510911 | Radiation Therapy Assisting 12 510912 | Computerized Tomograpy 12 510913 | Magnetic Resonance Imaging 12 510914 | Medical Laboratory Technician 12 511004 | Alcohol/Drug Abuse Counseling 12 511501 | Psychiatric/Mental Health Services Technician 12 511502 | Developmental Disabilities/ Habilitation Aide 12 511504 | Nursing (R.N. Training) 12 511601 |
|---|---|---|---|---|---|---|---|---|---|---|---|
| 522 | Belleville | 0 | 0 | 0 | 0 | 0 | 8 | 0 | 0 | 0 | 36 |
| 503 | Black Hawk | 0 | 0 | 0 | 0 | 0 | 0 | 0 | 0 | 0 | 57 |
| 508 | Chicago | (9) | (15) | (0) | (0) | (0) | (20) | (104) | (0) | (0) | (267) |
| | Daley | 0 | 0 | 0 | 0 | 0 | 0 | 0 | 0 | 0 | 43 |
| | Kennedy-King | 0 | 0 | 0 | 0 | 0 | 0 | 0 | 0 | 0 | 65 |
| | Malcolm X | 0 | 15 | 0 | 0 | 0 | 20 | 0 | 0 | 0 | 45 |
| | Olive-Harvey | 0 | 0 | 0 | 0 | 0 | 0 | 0 | 0 | 0 | 52 |
| | Truman | 0 | 0 | 0 | 0 | 0 | 0 | 0 | 0 | 0 | 62 |
| | Washington | 0 | 0 | 0 | 0 | 0 | 0 | 104 | 0 | 0 | 0 |
| | Wright | 9 | 0 | 0 | 0 | 0 | 0 | 0 | 0 | 0 | 0 |
| 507 | Danville | 0 | 0 | 0 | 0 | 0 | 0 | 3 | 0 | 0 | 0 |
| 502 | DuPage | 0 | 0 | 0 | 0 | 0 | 0 | 27 | 0 | 0 | 80 |
| 509 | Elgin | 0 | 0 | 0 | 0 | 0 | 9 | 19 | 1 | 0 | 81 |
| 512 | Harper | 0 | 0 | 0 | 0 | 0 | 0 | 0 | 0 | 0 | 112 |
| 540 | Heartland | 0 | 0 | 0 | 0 | 0 | 0 | 0 | 0 | 0 | 28 |
| 519 | Highland | 0 | 0 | 0 | 0 | 0 | 0 | 0 | 0 | 0 | 44 |
| 514 | Illinois Central | 0 | 0 | 0 | 0 | 0 | 19 | 0 | 0 | 0 | 54 |
| 529 | Illinois Eastern | (0) | (0) | (0) | (0) | (0) | (0) | (0) | (0) | (0) | (130) |
| | Frontier | 0 | 0 | 0 | 0 | 0 | 0 | 0 | 0 | 0 | 0 |
| | Lincoln Trail | 0 | 0 | 0 | 0 | 0 | 0 | 0 | 0 | 0 | 0 |
| | Olney Central | 0 | 0 | 0 | 0 | 0 | 0 | 0 | 0 | 0 | 128 |
| | Wabash Valley | 0 | 0 | 0 | 0 | 0 | 0 | 0 | 0 | 0 | 2 |
| 513 | Illinois Valley | 0 | 0 | 0 | 0 | 0 | 0 | 0 | 0 | 0 | 85 |
| 525 | Joliet | 0 | 0 | 0 | 0 | 0 | 0 | 0 | 0 | 0 | 95 |
| 520 | Kankakee | 0 | 0 | 0 | 0 | 0 | 9 | 0 | 0 | 0 | 60 |
| 501 | Kaskaskia | 0 | 0 | 0 | 0 | 0 | 0 | 0 | 0 | 0 | 80 |
| 523 | Kishwaukee | 0 | 0 | 0 | 0 | 0 | 0 | 0 | 0 | 0 | 38 |
| 532 | Lake County | 0 | 0 | 0 | 0 | 0 | 49 | 12 | 0 | 0 | 80 |
| 517 | Lake Land | 0 | 0 | 0 | 0 | 0 | 0 | 0 | 0 | 0 | 49 |
| 536 | Lewis & Clark | 0 | 0 | 0 | 0 | 0 | 11 | 0 | 0 | 0 | 61 |
| 526 | Lincoln Land | 0 | 0 | 0 | 0 | 0 | 0 | 0 | 0 | 0 | 100 |
| 530 | Logan | 0 | 0 | 0 | 0 | 0 | 5 | 0 | 0 | 0 | 55 |
| 528 | McHenry | 0 | 0 | 0 | 0 | 0 | 0 | 0 | 0 | 11 | 0 |
| 524 | Moraine Valley | 0 | 0 | 0 | 0 | 0 | 11 | 21 | 0 | 0 | 75 |
| 527 | Morton | 0 | 0 | 0 | 0 | 0 | 0 | 0 | 0 | 0 | 54 |
| 535 | Oakton | 0 | 0 | 0 | 0 | 0 | 13 | 0 | 0 | 0 | 73 |
| 505 | Parkland | 0 | 0 | 10 | 0 | 0 | 0 | 0 | 0 | 0 | 113 |
| 515 | Prairie State | 0 | 0 | 0 | 0 | 0 | 0 | 8 | 4 | 0 | 76 |
| 521 | Rend Lake | 0 | 0 | 0 | 0 | 0 | 3 | 0 | 0 | 0 | 77 |
| 537 | Richland | 0 | 0 | 0 | 0 | 0 | 0 | 0 | 0 | 0 | 24 |
| 511 | Rock Valley | 0 | 0 | 0 | 0 | 0 | 0 | 2 | 0 | 0 | 44 |
| 518 | Sandburg | 0 | 0 | 0 | 0 | 0 | 0 | 0 | 0 | 0 | 52 |
| 506 | Sauk Valley | 0 | 0 | 0 | 0 | 0 | 9 | 0 | 0 | 0 | 24 |
| 531 | Shawnee | 0 | 0 | 0 | 0 | 0 | 1 | 0 | 0 | 0 | 30 |
| 510 | South Suburban | 0 | 0 | 0 | 0 | 0 | 0 | 0 | 8 | 0 | 91 |
| 533 | Southeastern | 0 | 0 | 0 | 0 | 0 | 4 | 0 | 1 | 0 | 43 |
| 534 | Spoon River | 0 | 0 | 0 | 0 | 0 | 0 | 0 | 0 | 0 | 0 |
| 601 | State Community | 0 | 0 | 0 | 0 | 0 | 0 | 18 | 0 | 0 | 25 |
| 504 | Triton | 18 | 0 | 0 | 5 | 23 | 0 | 17 | 0 | 0 | 146 |
| 516 | Waubonsee | 0 | 0 | 0 | 0 | 0 | 0 | 4 | 0 | 0 | 55 |
| 539 | Wood | 0 | 0 | 0 | 0 | 0 | 0 | 0 | 0 | 0 | 24 |
| | Total | 27 | 15 | 10 | 5 | 23 | 171 | 235 | 14 | 11 | 2,618 |

SOURCE OF DATA: A1 Submission

Illinois Community College Board
Table III-10
ANNUAL DUPLICATED COMPLETERS BY ACADEMIC PROGRAM BY COLLEGE
FOR FISCAL YEAR 1995

| Dist. No. | District/College | Practical Nurse (L.P.N. Training) 12 511613 | Nurse Assistant/Aide 12 511614 | Ophthalmic Medical Technologist 12 511803 | Medical Laboratory Aide/ Phlebotomy 12 512602 | Therapeutic Recreational Assisting 12 512604 | Business Administration & Management, General 12 520201 | Logistics & Materials Management 12 520203 | Office Supervision & Management 12 520204 | Operations Management & Supervision 12 520205 | Accounting Technician 12 520302 |
|---|---|---|---|---|---|---|---|---|---|---|---|
| 522 | Belleville | 0 | 155 | 0 | 0 | 0 | 43 | 0 | 0 | 0 | 10 |
| 503 | Black Hawk | 55 | 0 | 0 | 0 | 0 | 14 | 0 | 5 | 0 | 8 |
| 508 | Chicago | (108) | (192) | (0) | (0) | (0) | (69) | (0) | (0) | (0) | (208) |
| | Daley | 0 | 0 | 0 | 0 | 0 | 14 | 0 | 0 | 0 | 25 |
| | Kennedy-King | 36 | 65 | 0 | 0 | 0 | 2 | 0 | 0 | 0 | 4 |
| | Malcolm X | 0 | 0 | 0 | 0 | 0 | 1 | 0 | 0 | 0 | 0 |
| | Olive-Harvey | 0 | 0 | 0 | 0 | 0 | 13 | 0 | 0 | 0 | 6 |
| | Truman | 0 | 0 | 0 | 0 | 0 | 13 | 0 | 0 | 0 | 51 |
| | Washington | 72 | 127 | 0 | 0 | 0 | 2 | 0 | 0 | 0 | 34 |
| | Wright | 0 | 0 | 0 | 0 | 0 | 24 | 0 | 0 | 0 | 88 |
| 507 | Danville | 29 | 0 | 0 | 0 | 0 | 0 | 0 | 5 | 0 | 15 |
| 502 | DuPage | 0 | 0 | 0 | 0 | 0 | 45 | 0 | 10 | 0 | 44 |
| 509 | Elgin | 69 | 0 | 0 | 0 | 0 | 4 | 0 | 12 | 2 | 2 |
| 512 | Harper | 48 | 0 | 0 | 0 | 0 | 18 | 0 | 0 | 0 | 32 |
| 540 | Heartland | 3 | 0 | 0 | 0 | 0 | 0 | 0 | 0 | 0 | 0 |
| 519 | Highland | 1 | 0 | 0 | 0 | 0 | 5 | 0 | 0 | 0 | 5 |
| 514 | Illinois Central | 11 | 3 | 0 | 0 | 0 | 40 | 1 | 2 | 0 | 30 |
| 529 | Illinois Eastern | (126) | (139) | (0) | (0) | (0) | (0) | (0) | (0) | (0) | (8) |
| | Frontier | 0 | 53 | 0 | 0 | 0 | 0 | 0 | 0 | 0 | 0 |
| | Lincoln Trail | 0 | 15 | 0 | 0 | 0 | 0 | 0 | 0 | 0 | 0 |
| | Olney Central | 126 | 27 | 0 | 0 | 0 | 0 | 0 | 0 | 0 | 8 |
| | Wabash Valley | 0 | 44 | 0 | 0 | 0 | 0 | 0 | 0 | 0 | 0 |
| 513 | Illinois Valley | 21 | 41 | 0 | 0 | 0 | 11 | 0 | 0 | 0 | 24 |
| 525 | Joliet | 0 | 0 | 0 | 0 | 0 | 0 | 0 | 0 | 14 | 12 |
| 520 | Kankakee | 34 | 0 | 0 | 0 | 0 | 14 | 0 | 0 | 0 | 13 |
| 501 | Kaskaskia | 31 | 0 | 0 | 0 | 0 | 13 | 0 | 6 | 0 | 16 |
| 523 | Kishwaukee | 2 | 52 | 0 | 0 | 0 | 5 | 0 | 0 | 0 | 2 |
| 532 | Lake County | 0 | 0 | 0 | 0 | 0 | 20 | 0 | 0 | 1 | 20 |
| 517 | Lake Land | 35 | 64 | 0 | 0 | 0 | 0 | 0 | 0 | 0 | 19 |
| 536 | Lewis & Clark | 0 | 134 | 0 | 0 | 0 | 10 | 0 | 0 | 3 | 16 |
| 526 | Lincoln Land | 0 | 0 | 0 | 0 | 0 | 29 | 0 | 68 | 0 | 10 |
| 530 | Logan | 70 | 0 | 0 | 0 | 0 | 0 | 0 | 0 | 0 | 16 |
| 528 | McHenry | 0 | 137 | 0 | 0 | 0 | 1 | 0 | 0 | 5 | 6 |
| 524 | Moraine Valley | 0 | 0 | 0 | 58 | 8 | 24 | 0 | 0 | 3 | 8 |
| 527 | Morton | 1 | 1 | 0 | 0 | 0 | 12 | 0 | 0 | 0 | 1 |
| 535 | Oakton | 0 | 26 | 0 | 0 | 0 | 0 | 0 | 0 | 4 | 17 |
| 505 | Parkland | 25 | 0 | 0 | 0 | 0 | 20 | 2 | 0 | 0 | 31 |
| 515 | Prairie State | 0 | 0 | 0 | 0 | 0 | 0 | 0 | 0 | 9 | 0 |
| 521 | Rend Lake | 28 | 100 | 0 | 0 | 0 | 0 | 0 | 0 | 0 | 0 |
| 537 | Richland | 0 | 0 | 0 | 0 | 0 | 16 | 0 | 0 | 1 | 5 |
| 511 | Rock Valley | 0 | 175 | 0 | 0 | 0 | 24 | 14 | 5 | 0 | 39 |
| 518 | Sandburg | 34 | 0 | 0 | 0 | 0 | 0 | 0 | 0 | 0 | 11 |
| 506 | Sauk Valley | 21 | 21 | 0 | 0 | 0 | 23 | 0 | 0 | 0 | 5 |
| 531 | Shawnee | 52 | 0 | 0 | 0 | 0 | 2 | 0 | 0 | 0 | 7 |
| 510 | South Suburban | 16 | 47 | 0 | 0 | 0 | 0 | 0 | 4 | 0 | 36 |
| 533 | Southeastern | 87 | 0 | 0 | 0 | 0 | 17 | 0 | 0 | 0 | 0 |
| 534 | Spoon River | 42 | 0 | 0 | 0 | 0 | 0 | 0 | 0 | 0 | 0 |
| 601 | State Community | 0 | 5 | 0 | 0 | 0 | 0 | 0 | 0 | 0 | 0 |
| 504 | Triton | 85 | 2 | 13 | 0 | 10 | 27 | 0 | 0 | 2 | 23 |
| 516 | Waubonsee | 0 | 126 | 0 | 0 | 0 | 2 | 4 | 0 | 1 | 29 |
| 539 | Wood | 39 | 81 | 0 | 0 | 0 | 15 | 0 | 0 | 0 | 1 |
| | Total | 1,073 | 1,501 | 13 | 58 | 18 | 523 | 21 | 117 | 45 | 729 |

SOURCE OF DATA: A1 Submission

Illinois Community College Board
Table III-10
ANNUAL DUPLICATED COMPLETERS BY ACADEMIC PROGRAM BY COLLEGE
FOR FISCAL YEAR 1995

| Dist. No. | District/College | Administrative Asst./Secretarial Science, General 12 520401 | Executive Assistant/Secretary 12 520402 | Legal Administrative Assistant/ Secretary 12 520403 | Medical Administrative Assistant/ Secretary 12 520404 | Court Reporter 12 520405 | Information Processing/Data Entry Technician 12 520407 | General Office Clerk/Clerical & Typing Services 12 520408 | Enterprise Management & Operation, General 12 520701 | Banking & Financial Support Services 12 520803 | Investments and Securities 12 520807 |
|---|---|---|---|---|---|---|---|---|---|---|---|
| 522 | Belleville | 30 | 0 | 3 | 0 | 0 | 98 | 5 | 2 | 4 | 0 |
| 503 | Black Hawk | 16 | 0 | 4 | 11 | 0 | 8 | 0 | 0 | 1 | 0 |
| 508 | Chicago | (106) | (0) | (3) | (4) | (0) | (12) | (28) | (0) | (3) | (0) |
| | Daley | 6 | 0 | 0 | 0 | 0 | 0 | 0 | 0 | 0 | 0 |
| | Kennedy-King | 19 | 0 | 0 | 0 | 0 | 5 | 16 | 0 | 0 | 0 |
| | Malcolm X | 7 | 0 | 0 | 0 | 0 | 0 | 0 | 0 | 0 | 0 |
| | Olive-Harvey | 11 | 0 | 0 | 0 | 0 | 0 | 0 | 0 | 0 | 0 |
| | Truman | 37 | 0 | 2 | 1 | 0 | 0 | 4 | 0 | 0 | 0 |
| | Washington | 12 | 0 | 0 | 3 | 0 | 7 | 8 | 0 | 3 | 0 |
| | Wright | 14 | 0 | 1 | 0 | 0 | 0 | 0 | 0 | 0 | 0 |
| 507 | Danville | 7 | 9 | 0 | 14 | 0 | 11 | 2 | 0 | 0 | 0 |
| 502 | DuPage | 34 | 0 | 7 | 0 | 0 | 0 | 0 | 0 | 0 | 0 |
| 509 | Elgin | 8 | 3 | 1 | 0 | 0 | 5 | 3 | 0 | 0 | 0 |
| 512 | Harper | 2 | 18 | 2 | 4 | 0 | 0 | 1 | 1 | 7 | 0 |
| 540 | Heartland | 3 | 0 | 0 | 0 | 0 | 1 | 0 | 0 | 0 | 0 |
| 519 | Highland | 4 | 0 | 0 | 0 | 0 | 0 | 1 | 0 | 0 | 0 |
| 514 | Illinois Central | 24 | 0 | 0 | 22 | 2 | 28 | 11 | 0 | 8 | 0 |
| 529 | Illinois Eastern | (31) | (4) | (0) | (5) | (4) | (33) | (0) | (0) | (1) | (0) |
| | Frontier | 6 | 0 | 0 | 0 | 0 | 12 | 0 | 0 | 0 | 0 |
| | Lincoln Trail | 8 | 4 | 0 | 0 | 0 | 3 | 0 | 0 | 1 | 0 |
| | Olney Central | 6 | 0 | 0 | 5 | 0 | 7 | 0 | 0 | 0 | 0 |
| | Wabash Valley | 11 | 0 | 0 | 0 | 4 | 11 | 0 | 0 | 0 | 0 |
| 513 | Illinois Valley | 8 | 0 | 0 | 0 | 0 | 11 | 14 | 0 | 0 | 0 |
| 525 | Joliet | 50 | 0 | 0 | 1 | 0 | 19 | 8 | 0 | 0 | 0 |
| 520 | Kankakee | 7 | 0 | 6 | 5 | 0 | 2 | 0 | 0 | 0 | 0 |
| 501 | Kaskaskia | 1 | 7 | 0 | 0 | 0 | 0 | 2 | 0 | 0 | 0 |
| 523 | Kishwaukee | 9 | 0 | 0 | 0 | 0 | 3 | 4 | 0 | 0 | 0 |
| 532 | Lake County | 11 | 0 | 0 | 0 | 0 | 28 | 0 | 0 | 0 | 0 |
| 517 | Lake Land | 9 | 0 | 2 | 9 | 0 | 0 | 6 | 0 | 0 | 0 |
| 536 | Lewis & Clark | 12 | 0 | 11 | 5 | 3 | 0 | 8 | 1 | 0 | 0 |
| 526 | Lincoln Land | 5 | 1 | 0 | 6 | 0 | 92 | 0 | 0 | 0 | 0 |
| 530 | Logan | 0 | 6 | 4 | 2 | 0 | 0 | 3 | 0 | 1 | 0 |
| 528 | McHenry | 13 | 0 | 0 | 0 | 0 | 19 | 0 | 0 | 0 | 0 |
| 524 | Moraine Valley | 12 | 0 | 1 | 0 | 0 | 0 | 1 | 0 | 0 | 0 |
| 527 | Morton | 10 | 0 | 1 | 10 | 0 | 16 | 2 | 0 | 1 | 0 |
| 535 | Oakton | 12 | 3 | 0 | 0 | 0 | 0 | 0 | 0 | 0 | 2 |
| 505 | Parkland | 7 | 10 | 7 | 7 | 0 | 9 | 0 | 0 | 2 | 0 |
| 515 | Prairie State | 14 | 0 | 0 | 0 | 0 | 6 | 0 | 1 | 3 | 0 |
| 521 | Rend Lake | 6 | 0 | 10 | 2 | 0 | 0 | 0 | 17 | 0 | 0 |
| 537 | Richland | 34 | 0 | 0 | 0 | 0 | 11 | 1 | 0 | 0 | 0 |
| 511 | Rock Valley | 9 | 0 | 6 | 6 | 0 | 0 | 0 | 3 | 2 | 0 |
| 518 | Sandburg | 29 | 0 | 3 | 3 | 0 | 3 | 14 | 0 | 0 | 0 |
| 506 | Sauk Valley | 7 | 0 | 4 | 2 | 0 | 2 | 2 | 0 | 2 | 0 |
| 531 | Shawnee | 0 | 4 | 0 | 24 | 0 | 0 | 0 | 0 | 0 | 0 |
| 510 | South Suburban | 3 | 2 | 0 | 4 | 1 | 8 | 5 | 5 | 2 | 0 |
| 533 | Southeastern | 6 | 0 | 0 | 0 | 0 | 0 | 8 | 0 | 0 | 0 |
| 534 | Spoon River | 13 | 0 | 0 | 0 | 0 | 0 | 7 | 0 | 0 | 0 |
| 601 | State Community | 7 | 0 | 0 | 0 | 0 | 3 | 1 | 0 | 0 | 0 |
| 504 | Triton | 11 | 5 | 7 | 0 | 7 | 1 | 2 | 0 | 0 | 0 |
| 516 | Waubonsee | 4 | 3 | 0 | 2 | 0 | 5 | 2 | 5 | 1 | 0 |
| 539 | Wood | 13 | 1 | 0 | 2 | 0 | 1 | 5 | 0 | 0 | 0 |
| | Total | 587 | 76 | 82 | 150 | 17 | 435 | 146 | 35 | 38 | 2 |

SOURCE OF DATA: A1 Submission

Illinois Community College Board
Table III-10
ANNUAL DUPLICATED COMPLETERS BY ACADEMIC PROGRAM BY COLLEGE
FOR FISCAL YEAR 1995

| Dist. No. | District/College | Hotel/Motel & Restaurant Management 12 520902 | Human Resources Management 12 521001 | Labor/Personnel Relations & Studies 12 521002 | International Business 12 521101 | Business Computer Programming/ Programmer 12 521202 | Business Systems Networking & Telecommunications 12 521204 | Business Computer Facilities Operator 12 521205 | Real Estate 12 521501 |
|---|---|---|---|---|---|---|---|---|---|
| 522 | Belleville | 0 | 0 | 0 | 0 | 14 | 0 | 4 | 2 |
| 503 | Black Hawk | 1 | 0 | 2 | 0 | 19 | 0 | 2 | 0 |
| 508 | Chicago | (6) | (0) | (0) | (4) | (167) | (0) | (11) | (3) |
| | Daley | 0 | 0 | 0 | 0 | 16 | 0 | 0 | 0 |
| | Kennedy-King | 0 | 0 | 0 | 0 | 41 | 0 | 0 | 1 |
| | Malcolm X | 0 | 0 | 0 | 0 | 1 | 0 | 0 | 0 |
| | Olive-Harvey | 0 | 0 | 0 | 0 | 23 | 0 | 0 | 0 |
| | Truman | 0 | 0 | 0 | 0 | 47 | 0 | 11 | 0 |
| | Washington | 6 | 0 | 0 | 4 | 16 | 0 | 0 | 2 |
| | Wright | 0 | 0 | 0 | 0 | 23 | 0 | 0 | 0 |
| 507 | Danville | 0 | 0 | 0 | 0 | 10 | 0 | 3 | 0 |
| 502 | DuPage | 3 | 0 | 0 | 0 | 85 | 0 | 0 | 2 |
| 509 | Elgin | 0 | 0 | 0 | 0 | 6 | 0 | 1 | 1 |
| 512 | Harper | 0 | 0 | 0 | 2 | 30 | 0 | 0 | 0 |
| 540 | Heartland | 0 | 0 | 0 | 0 | 0 | 0 | 0 | 0 |
| 519 | Highland | 0 | 1 | 0 | 0 | 4 | 0 | 0 | 0 |
| 514 | Illinois Central | 0 | 0 | 0 | 0 | 58 | 0 | 1 | 0 |
| 529 | Illinois Eastern | (0) | (0) | (0) | (0) | (9) | (0) | (0) | (0) |
| | Frontier | 0 | 0 | 0 | 0 | 0 | 0 | 0 | 0 |
| | Lincoln Trail | 0 | 0 | 0 | 0 | 9 | 0 | 0 | 0 |
| | Olney Central | 0 | 0 | 0 | 0 | 0 | 0 | 0 | 0 |
| | Wabash Valley | 0 | 0 | 0 | 0 | 0 | 0 | 0 | 0 |
| 513 | Illinois Valley | 0 | 0 | 0 | 0 | 2 | 0 | 3 | 0 |
| 525 | Joliet | 0 | 11 | 0 | 0 | 11 | 0 | 0 | 1 |
| 520 | Kankakee | 0 | 0 | 0 | 0 | 1 | 0 | 0 | 0 |
| 501 | Kaskaskia | 0 | 0 | 0 | 0 | 4 | 0 | 0 | 0 |
| 523 | Kishwaukee | 0 | 0 | 0 | 0 | 0 | 0 | 0 | 0 |
| 532 | Lake County | 0 | 0 | 0 | 0 | 9 | 0 | 5 | 1 |
| 517 | Lake Land | 0 | 0 | 0 | 0 | 24 | 0 | 3 | 0 |
| 536 | Lewis & Clark | 1 | 1 | 0 | 0 | 13 | 0 | 0 | 0 |
| 526 | Lincoln Land | 0 | 0 | 0 | 0 | 58 | 0 | 0 | 1 |
| 530 | Logan | 0 | 0 | 0 | 0 | 21 | 0 | 0 | 0 |
| 528 | McHenry | 0 | 0 | 0 | 3 | 12 | 0 | 0 | 4 |
| 524 | Moraine Valley | 0 | 0 | 0 | 0 | 55 | 0 | 1 | 0 |
| 527 | Morton | 0 | 0 | 0 | 0 | 14 | 0 | 0 | 0 |
| 535 | Oakton | 11 | 0 | 0 | 0 | 20 | 0 | 0 | 1 |
| 505 | Parkland | 7 | 0 | 0 | 0 | 34 | 5 | 4 | 1 |
| 515 | Prairie State | 0 | 0 | 0 | 0 | 5 | 0 | 1 | 3 |
| 521 | Rend Lake | 0 | 0 | 0 | 0 | 5 | 0 | 0 | 0 |
| 537 | Richland | 0 | 0 | 0 | 0 | 5 | 0 | 0 | 0 |
| 511 | Rock Valley | 1 | 0 | 0 | 0 | 10 | 0 | 0 | 0 |
| 518 | Sandburg | 0 | 1 | 0 | 0 | 12 | 0 | 0 | 0 |
| 506 | Sauk Valley | 0 | 0 | 0 | 0 | 4 | 0 | 0 | 1 |
| 531 | Shawnee | 0 | 0 | 0 | 0 | 6 | 0 | 0 | 0 |
| 510 | South Suburban | 0 | 0 | 0 | 0 | 26 | 0 | 0 | 0 |
| 533 | Southeastern | 0 | 0 | 0 | 0 | 17 | 0 | 0 | 1 |
| 534 | Spoon River | 0 | 0 | 0 | 0 | 13 | 0 | 0 | 0 |
| 601 | State Community | 0 | 0 | 0 | 0 | 1 | 0 | 0 | 0 |
| 504 | Triton | 12 | 0 | 0 | 0 | 9 | 0 | 1 | 4 |
| 516 | Waubonsee | 0 | 0 | 0 | 0 | 2 | 0 | 1 | 4 |
| 539 | Wood | 0 | 0 | 0 | 0 | 0 | 0 | 0 | 0 |
| | Total | 42 | 14 | 2 | 9 | 795 | 5 | 41 | 30 |

SOURCE OF DATA: A1 Submission

Illinois Community College Board
Table III-10
ANNUAL DUPLICATED COMPLETERS BY ACADEMIC PROGRAM BY COLLEGE
FOR FISCAL YEAR 1995

| Dist. No. | District/College | General Studies | Vocational Skills | Adult Basic Education | Adult Secondary Education | Total |
|---|---|---|---|---|---|---|
| 522 | Belleville | 0 | 0 | 46 | 0 | 1,896 |
| 503 | Black Hawk | 0 | 0 | 0 | 261 | 1,105 |
| 508 | Chicago | (1) | (55) | (0) | (1) | (4,632) |
| | Daley | 0 | 0 | 0 | 0 | 435 |
| | Kennedy-King | 0 | 0 | 0 | 0 | 538 |
| | Malcolm X | 0 | 0 | 0 | 0 | 516 |
| | Olive-Harvey | 0 | 0 | 0 | 1 | 313 |
| | Truman | 0 | 54 | 0 | 0 | 853 |
| | Washington | 1 | 0 | 0 | 0 | 1,448 |
| | Wright | 0 | 1 | 0 | 0 | 529 |
| 507 | Danville | 0 | 0 | 0 | 0 | 300 |
| 502 | DuPage | 2 | 0 | 0 | 0 | 2,512 |
| 509 | Elgin | 0 | 0 | 0 | 0 | 956 |
| 512 | Harper | 0 | 0 | 0 | 57 | 1,628 |
| 540 | Heartland | 0 | 1 | 0 | 0 | 179 |
| 519 | Highland | 2 | 3 | 0 | 82 | 324 |
| 514 | Illinois Central | 0 | 0 | 0 | 0 | 1,574 |
| 529 | Illinois Eastern | (0) | (0) | (0) | (0) | (1,204) |
| | Frontier | 0 | 0 | 0 | 0 | 140 |
| | Lincoln Trail | 0 | 0 | 0 | 0 | 234 |
| | Olney Central | 0 | 0 | 0 | 0 | 497 |
| | Wabash Valley | 0 | 0 | 0 | 0 | 333 |
| 513 | Illinois Valley | 0 | 0 | 0 | 41 | 908 |
| 525 | Joliet | 0 | 0 | 0 | 0 | 816 |
| 520 | Kankakee | 0 | 0 | 0 | 40 | 407 |
| 501 | Kaskaskia | 0 | 0 | 0 | 102 | 761 |
| 523 | Kishwaukee | 0 | 0 | 0 | 149 | 590 |
| 532 | Lake County | 1 | 0 | 0 | 27 | 1,070 |
| 517 | Lake Land | 0 | 29 | 0 | 0 | 798 |
| 536 | Lewis & Clark | 0 | 0 | 0 | 0 | 665 |
| 526 | Lincoln Land | 0 | 0 | 0 | 0 | 1,155 |
| 530 | Logan | 0 | 0 | 21 | 4 | 658 |
| 528 | McHenry | 0 | 0 | 0 | 124 | 638 |
| 524 | Moraine Valley | 0 | 0 | 0 | 25 | 1,347 |
| 527 | Morton | 0 | 0 | 0 | 61 | 431 |
| 535 | Oakton | 0 | 0 | 0 | 0 | 571 |
| 505 | Parkland | 0 | 0 | 0 | 0 | 851 |
| 515 | Prairie State | 1 | 0 | 0 | 0 | 513 |
| 521 | Rend Lake | 0 | 3 | 146 | 41 | 739 |
| 537 | Richland | 0 | 0 | 0 | 112 | 508 |
| 511 | Rock Valley | 0 | 0 | 0 | 0 | 1,023 |
| 518 | Sandburg | 0 | 0 | 0 | 70 | 480 |
| 506 | Sauk Valley | 0 | 0 | 0 | 0 | 425 |
| 531 | Shawnee | 0 | 0 | 0 | 0 | 314 |
| 510 | South Suburban | 0 | 0 | 6 | 248 | 1,029 |
| 533 | Southeastern | 0 | 0 | 1 | 41 | 869 |
| 534 | Spoon River | 0 | 0 | 0 | 0 | 254 |
| 601 | State Community | 0 | 0 | 0 | 0 | 144 |
| 504 | Triton | 0 | 0 | 0 | 17 | 1,210 |
| 516 | Waubonsee | 5 | 0 | 0 | 0 | 824 |
| 539 | Wood | 0 | 35 | 0 | 70 | 444 |
| | Total | 12 | 126 | 220 | 1,573 | 36,752 |

SOURCE OF DATA: A1 Submission

## Section IV

## FINANCIAL DATA

Presented in this section are financial data on audited revenues and expenditures, chargeback computations, local tax rates, tuition and fees, and state aid grants.

Tables IV-1 through IV-3 give historical data for annual enrollments, ICCB grants to colleges, and net instructional unit costs.

Table IV-4 shows the fiscal year 1995 reimbursable credit hours for funded instructional categories and the total reimbursable credit hours for each community college district. Reimbursable credit hours are those hours which qualify for state funding.

Tables IV-5 and IV-6 list the state grants received by each community college district during fiscal year 1995 and fiscal year 1996 for each category of grants.

Table IV-7 shows the per capita costs per credit hour, the chargeback rate, and tuition and fee rates for each community college district. Colleges are limited by law to a tuition rate that does not exceed one-third of their per capita costs.

Table IV-8 lists the total 1994 operating tax extensions and the corporate personal property replacement tax paid to each community college district in 1995.

Table IV-9 itemizes each college's 1994 tax levy rates for the Education Fund; Operations and Maintenance Fund; Bond and Interest Fund; Liability, Protection, and Settlement Fund; Audit Fund; and Other Funds.

Table IV-10 details the fiscal year 1995 net instructional unit cost for funded instructional categories for each community college district.

Tables IV-11 through IV-13 show operating revenues by source and operating expenditures by object and function for the Education and Operation and Maintenance Funds as reported in the districts' fiscal year 1995 external audits.

Tables IV-14 through IV-I5 present total current funds revenues by source of funds and expenditures by function for each public community college district as reported in the districts' fiscal year 1995 external audit.

Table IV-16 provides data on energy costs for each college for fiscal year 1995.

Illinois Community College Board
Table IV-1
ANNUAL FTE STUDENTS*
FISCAL YEAR 1985 THROUGH FISCAL YEAR 1995

| Dist. No. | District/College | Annual FY 1985 FTE | Annual FY 1986 FTE | Annual FY 1987 FTE | Annual FY 1988 FTE | Annual FY 1989 FTE | Annual FY 1990 FTE | Annual FY 1991 FTE | Annual FY 1992 FTE | Annual FY 1993 FTE | Annual FY 1994 FTE | Annual FY 1995 FTE |
|---|---|---|---|---|---|---|---|---|---|---|---|---|
| 522 | Belleville | 5,967 | 5,309 | 5,406 | 5,639 | 6,040 | 6,335 | 6,691 | 7,378 | 7,782 | 7,393 | 7,056 |
| 503 | Black Hawk | 4,979 | 4,594 | 4,620 | 4,590 | 4,631 | 4,725 | 4,906 | 5,110 | 5,034 | 5,194 | 4,969 |
| 508 | Chicago | 62,001 | 57,054 | 58,571 | 54,079 | 51,429 | 51,831 | 56,147 | 58,754 | 55,902 | 52,403 | 47,708 |
| 507 | Danville | 1,972 | 1,964 | 1,929 | 1,893 | 1,924 | 1,992 | 2,085 | 2,182 | 2,249 | 1,937 | 1,736 |
| 502 | DuPage | 10,290 | 10,291 | 10,532 | 10,981 | 11,936 | 12,811 | 13,424 | 14,019 | 14,395 | 14,024 | 13,890 |
| 509 | Elgin | 2,878 | 2,854 | 2,823 | 2,978 | 3,403 | 3,966 | 4,168 | 4,465 | 4,798 | 4,688 | 4,585 |
| 512 | Harper | 7,705 | 7,249 | 7,123 | 7,301 | 7,723 | 7,923 | 7,847 | 8,218 | 8,183 | 7,970 | 7,641 |
| 540 | Heartland | --- | --- | --- | --- | --- | --- | --- | --- | --- | --- | 1,378 |
| 519 | Highland | 1,543 | 1,542 | 1,654 | 1,687 | 1,712 | 1,801 | 1,790 | 1,823 | 1,826 | 1,796 | 1,707 |
| 514 | Illinois Central | 6,284 | 6,047 | 6,241 | 6,169 | 6,038 | 6,095 | 6,347 | 6,668 | 6,423 | 6,319 | 6,144 |
| 529 | Illinois Eastern | 4,892 | 5,037 | 4,808 | 4,134 | 4,170 | 4,317 | 4,567 | 4,818 | 4,691 | 4,423 | 4,452 |
| 513 | Illinois Valley | 2,483 | 2,457 | 2,482 | 2,469 | 2,401 | 2,493 | 2,605 | 2,634 | 2,617 | 2,572 | 2,468 |
| 525 | Joliet | 5,278 | 5,185 | 4,958 | 5,181 | 5,283 | 5,332 | 5,512 | 5,621 | 5,827 | 5,578 | 5,534 |
| 520 | Kankakee | 2,281 | 2,468 | 2,526 | 2,560 | 2,385 | 2,457 | 2,661 | 2,871 | 3,037 | 2,829 | 2,917 |
| 501 | Kaskaskia | 1,859 | 1,906 | 2,045 | 2,129 | 2,139 | 2,254 | 2,398 | 2,541 | 2,602 | 2,520 | 2,476 |
| 523 | Kishwaukee | 1,714 | 1,688 | 1,699 | 1,724 | 1,749 | 1,772 | 1,795 | 1,952 | 1,881 | 1,838 | 1,856 |
| 532 | Lake County | 4,701 | 4,584 | 4,664 | 4,701 | 5,001 | 5,552 | 5,733 | 5,865 | 6,032 | 5,870 | 5,807 |
| 517 | Lake Land | 2,442 | 2,520 | 2,582 | 2,742 | 2,708 | 2,890 | 2,992 | 3,217 | 3,231 | 3,276 | 3,141 |
| 536 | Lewis & Clark | 2,609 | 2,629 | 2,589 | 2,496 | 2,527 | 2,800 | 2,985 | 3,109 | 3,069 | 2,852 | 2,719 |
| 526 | Lincoln Land | 3,313 | 3,380 | 3,519 | 3,718 | 3,805 | 3,842 | 4,102 | 4,346 | 4,467 | 4,335 | 4,565 |
| 530 | Logan | 1,962 | 2,035 | 2,187 | 2,412 | 2,771 | 2,983 | 3,271 | 3,383 | 3,460 | 3,379 | 3,580 |
| 528 | McHenry | 1,519 | 1,398 | 1,453 | 1,407 | 1,537 | 1,737 | 1,949 | 2,267 | 2,449 | 2,499 | 2,531 |
| 524 | Moraine Valley | 6,491 | 6,495 | 6,513 | 6,379 | 7,035 | 7,402 | 7,776 | 8,123 | 8,084 | 7,406 | 7,140 |
| 527 | Morton | 1,543 | 1,457 | 1,445 | 1,409 | 1,573 | 1,760 | 1,869 | 1,993 | 1,923 | 1,845 | 1,807 |
| 535 | Oakton | 4,852 | 4,666 | 4,875 | 4,783 | 5,329 | 5,781 | 5,960 | 6,146 | 6,327 | 6,289 | 6,031 |
| 505 | Parkland | 4,132 | 4,053 | 4,155 | 4,116 | 4,505 | 4,831 | 4,905 | 5,675 | 5,477 | 5,139 | 4,955 |
| 515 | Prairie State | 2,760 | 2,324 | 2,231 | 2,378 | 2,447 | 2,542 | 2,851 | 3,042 | 3,029 | 2,840 | 2,718 |
| 521 | Rend Lake | 1,565 | 1,704 | 1,822 | 1,914 | 1,942 | 2,061 | 2,180 | 2,266 | 2,138 | 2,219 | 2,335 |
| 537 | Richland | 1,481 | 1,493 | 1,597 | 1,636 | 1,720 | 1,883 | 1,963 | 2,167 | 2,220 | 2,064 | 1,869 |
| 511 | Rock Valley | 3,548 | 3,433 | 3,573 | 3,548 | 3,664 | 3,849 | 4,117 | 4,316 | 4,321 | 4,369 | 4,170 |
| 518 | Sandburg | 1,832 | 1,658 | 1,687 | 1,645 | 1,659 | 1,605 | 1,684 | 1,800 | 1,794 | 1,636 | 1,729 |
| 506 | Sauk Valley | 1,565 | 1,592 | 1,628 | 1,677 | 1,652 | 1,646 | 1,792 | 1,873 | 1,744 | 1,567 | 1,503 |
| 531 | Shawnee | 968 | 1,059 | 1,096 | 965 | 945 | 964 | 1,099 | 1,364 | 1,396 | 1,400 | 1,353 |
| 510 | South Suburban | 4,479 | 4,024 | 3,399 | 3,416 | 3,884 | 4,012 | 4,204 | 4,759 | 5,106 | 4,984 | 4,574 |
| 533 | Southeastern | 1,801 | 1,997 | 2,126 | 2,224 | 2,180 | 2,296 | 2,348 | 2,320 | 2,245 | 2,300 | 2,277 |
| 534 | Spoon River | 1,131 | 1,012 | 1,099 | 1,089 | 1,066 | 1,086 | 1,283 | 1,382 | 1,457 | 1,274 | 1,187 |
| 601 | State Community | --- | --- | --- | --- | --- | --- | --- | --- | --- | --- | 802 |
| 504 | Triton | 9,709 | 8,766 | 8,342 | 8,183 | 8,183 | 8,185 | 8,391 | 8,266 | 8,236 | 7,489 | 7,646 |
| 516 | Waubonsee | 2,447 | 2,350 | 2,184 | 2,270 | 2,526 | 2,875 | 3,007 | 3,104 | 3,267 | 3,363 | 3,376 |
| 539 | Wood | 1,600 | 1,412 | 1,477 | 1,381 | 1,382 | 1,466 | 1,490 | 1,522 | 1,386 | 1,261 | 1,173 |
| | TOTALS | 190,576 | 181,686 | 183,660 | 180,003 | 183,004 | 190,152 | 200,894 | 211,359 | 210,105 | 201,140 | 195,505 |

*Calculated from annual reimbursable credit hours
SOURCE OF DATA: ICCB Credit Hour Claims

Illinois Community College Board
Table IV-2
TOTAL ICCB GRANTS PAID TO COMMUNITY COLLEGES
FISCAL YEAR 1989 THROUGH FISCAL YEAR 1996

| Dist. No. | District/College | FY 1989 Total Grants | FY 1990 Total Grants | FY 1991 Total Grants | FY 1992 Total Grants | FY 1993 Total Grants | FY 1994 Total Grants | FY 1995 Total Grants | FY 1996 Total Grants |
|---|---|---|---|---|---|---|---|---|---|
| 522 | Belleville | $ 5,949,314 | $ 7,785,142 | $ 8,741,657 | $ 8,912,403 | $ 8,930,408 | $ 9,996,639 | $ 11,588,232 | $ 11,944,222 |
| 503 | Black Hawk | 5,179,549 | 6,653,922 | 7,156,716 | 7,011,571 | 6,978,585 | 7,340,297 | 7,560,329 | 8,374,803 |
| 508 | Chicago | 61,572,425 | 61,324,017 | 57,569,071 | 53,763,432 | 56,160,170 | 56,489,317 | 55,307,152 | 55,004,449 |
| 507 | Danville | 2,448,225 | 3,007,904 | 3,147,507 | 3,189,140 | 3,146,845 | 3,288,457 | 3,491,144 | 3,624,427 |
| 502 | DuPage | 9,756,277 | 11,712,802 | 12,028,986 | 12,051,255 | 11,939,840 | 11,964,764 | 12,627,767 | 13,179,428 |
| 509 | Elgin | 2,644,557 | 3,146,113 | 3,409,520 | 3,714,451 | 3,640,406 | 3,836,507 | 4,201,372 | 4,307,067 |
| 512 | Harper | 6,339,670 | 7,370,894 | 7,446,182 | 7,095,854 | 6,595,465 | 6,742,589 | 6,865,061 | 7,387,696 |
| 519 | Highland | 1,977,193 | 2,552,896 | 2,717,504 | 2,769,746 | 2,491,418 | 2,458,116 | 2,584,034 | 2,783,363 |
| 514 | Illinois Central | 6,642,697 | 8,351,947 | 8,248,636 | 7,679,254 | 7,577,320 | 7,652,605 | 7,776,102 | 8,299,320 |
| 529 | Illinois Eastern | 6,553,613 | 7,440,812 | 7,394,141 | 7,443,518 | 7,523,449 | 7,893,756 | 8,289,703 | 8,645,907 |
| 513 | Illinois Valley | 2,380,694 | 2,733,035 | 2,570,653 | 2,440,673 | 2,492,913 | 2,438,812 | 2,473,722 | 2,645,841 |
| 525 | Joliet | 4,624,545 | 5,518,008 | 5,349,311 | 5,031,849 | 4,867,164 | 4,829,447 | 5,115,972 | 5,325,738 |
| 520 | Kankakee | 3,406,407 | 4,266,454 | 4,139,209 | 3,984,002 | 3,897,761 | 4,355,528 | 4,927,588 | 4,791,921 |
| 501 | Kaskaskia | 2,648,851 | 3,552,211 | 3,675,774 | 3,690,756 | 3,813,223 | 4,139,871 | 4,331,001 | 4,650,210 |
| 523 | Kishwaukee | 2,180,420 | 2,726,732 | 2,874,913 | 2,729,376 | 2,455,612 | 2,554,458 | 2,494,373 | 2,654,823 |
| 532 | Lake County | 4,432,890 | 5,042,613 | 5,084,443 | 5,225,514 | 5,035,053 | 5,027,855 | 5,266,182 | 5,571,405 |
| 517 | Lake Land | 2,859,552 | 3,556,626 | 3,609,424 | 3,829,689 | 3,755,129 | 4,209,942 | 4,591,794 | 4,923,519 |
| 536 | Lewis & Clark | 2,514,417 | 2,986,116 | 3,030,806 | 3,418,863 | 3,289,051 | 3,342,042 | 3,529,624 | 3,780,402 |
| 526 | Lincoln Land | 3,347,896 | 4,047,238 | 3,959,795 | 3,777,511 | 3,804,974 | 3,874,207 | 4,051,525 | 4,286,015 |
| 530 | Logan | 3,018,741 | 4,367,886 | 5,354,910 | 5,410,548 | 6,041,715 | 6,232,524 | 6,784,207 | 7,260,943 |
| 528 | McHenry | 1,357,981 | 1,518,601 | 1,559,257 | 1,623,317 | 1,766,576 | 1,982,642 | 2,147,914 | 2,361,952 |
| 524 | Moraine Valley | 6,040,883 | 6,825,118 | 7,191,191 | 7,426,585 | 7,093,419 | 7,230,433 | 7,327,879 | 7,570,684 |
| 527 | Morton | 1,406,069 | 1,650,843 | 1,665,352 | 1,819,208 | 1,709,953 | 1,811,652 | 1,833,487 | 1,908,350 |
| 535 | Oakton | 4,298,212 | 4,745,844 | 5,069,275 | 5,176,328 | 4,950,623 | 5,000,129 | 5,291,025 | 5,696,547 |
| 505 | Parkland | 3,993,741 | 4,606,778 | 5,076,206 | 5,457,576 | 4,911,077 | 5,954,200 | 6,138,854 | 6,644,624 |
| 515 | Prairie State | 2,181,527 | 2,697,611 | 2,657,011 | 2,578,497 | 2,625,273 | 2,752,858 | 2,763,692 | 2,944,497 |
| 521 | Rend Lake | 2,778,793 | 3,628,533 | 3,703,699 | 3,848,469 | 3,920,115 | 4,041,847 | 4,108,903 | 4,358,233 |
| 537 | Richland | 1,469,737 | 1,703,419 | 1,702,556 | 1,741,509 | 1,734,528 | 1,865,178 | 1,943,716 | 2,046,188 |
| 511 | Rock Valley | 3,370,822 | 3,844,650 | 3,796,127 | 3,738,825 | 3,753,256 | 3,793,454 | 3,847,896 | 4,187,882 |
| 518 | Sandburg | 1,710,386 | 1,998,933 | 2,134,847 | 2,031,043 | 1,917,516 | 2,129,184 | 2,233,779 | 2,288,356 |
| 506 | Sauk Valley | 1,649,428 | 2,267,996 | 2,407,280 | 2,230,739 | 2,217,439 | 2,295,426 | 2,327,003 | 2,389,055 |
| 531 | Shawnee | 1,637,222 | 1,840,374 | 1,879,912 | 1,783,995 | 1,896,714 | 2,468,869 | 2,690,240 | 2,913,163 |
| 510 | South Suburban | 3,829,963 | 3,873,867 | 4,963,177 | 4,878,025 | 4,383,016 | 4,984,812 | 6,173,345 | 6,290,196 |
| 533 | Southeastern | 3,063,929 | 3,976,109 | 4,105,638 | 4,074,090 | 3,977,343 | 4,024,591 | 4,178,918 | 4,591,564 |
| 534 | Spoon River | 1,233,080 | 1,583,636 | 1,669,153 | 1,599,810 | 1,659,284 | 1,633,330 | 1,796,487 | 1,786,143 |
| 504 | Triton | 8,240,699 | 9,430,380 | 8,888,685 | 8,399,833 | 7,920,530 | 7,635,909 | 7,768,211 | 7,943,413 |
| 516 | Waubonsee | 2,007,310 | 2,314,481 | 2,470,457 | 2,613,578 | 2,570,435 | 2,618,486 | 2,824,993 | 3,045,086 |
| 539 | Wood | 1,844,849 | 2,112,309 | 2,275,404 | 2,229,467 | 2,006,101 | 1,930,584 | 1,951,200 | 1,950,158 |
| | TOTALS | $ 192,592,564 | $ 218,762,850 | $ 220,724,385 | $ 216,420,299 | $ 215,449,701 | $ 222,821,316 | $ 231,204,426 | $ 240,357,589 |

SOURCE OF DATA: ICCB Financial Records

Illinois Community College Board
Table IV-3
NET INSTRUCTIONAL UNIT COST IN ILLINOIS PUBLIC COMMUNITY COLLEGES
SINCE FISCAL YEAR 1989

| Dist. No. | District/College | FY 1989 | FY 1990 | FY 1991 | FY 1992 | FY 1993 | FY 1994 | FY 1995 |
|---|---|---|---|---|---|---|---|---|
| 522 | Belleville | $90.60 | $97.55 | $103.48 | $105.82 | $106.73 | $115.93 | $125.33 |
| 503 | Black Hawk | 107.02 | 114.81 | 127.88 | 130.94 | 141.07 | 142.18 | 159.55 |
| | East | 150.96 | 151.57 | 160.34 | -- | -- | -- | -- |
| | Quad Cities | 100.06 | 109.40 | 123.00 | -- | -- | -- | -- |
| 508 | Chicago | 98.70 | 108.77 | 109.06 | 108.75 | 114.61 | 117.08 | 135.91 |
| | City-Wide | 89.40 | 100.77 | 96.92 | 98.77 | 120.08 | -- | -- |
| | Daley | 110.99 | 121.44 | 121.05 | 123.14 | 141.60 | 126.79 | 152.58 |
| | Kennedy-King | 99.56 | 109.84 | 106.75 | 99.11 | 112.86 | 110.60 | 163.16 |
| | Malcolm X | 83.81 | 93.68 | 98.68 | 97.42 | 92.70 | 101.73 | 119.67 |
| | Olive-Harvey | 94.55 | 104.45 | 107.37 | 112.58 | 118.69 | 131.97 | 149.32 |
| | Truman | 90.91 | 100.86 | 102.02 | 101.52 | 101.94 | 107.78 | 122.03 |
| | Washington | 137.87 | 147.36 | 144.34 | 144.83 | 148.13 | 135.42 | 136.57 |
| | Wright | 127.67 | 131.82 | 131.27 | 127.23 | 122.91 | 127.13 | 136.03 |
| 507 | Danville | 117.55 | 126.02 | 135.58 | 120.96 | 129.93 | 143.97 | 170.47 |
| 502 | DuPage | 98.95 | 101.90 | 110.63 | 120.35 | 124.26 | 134.86 | 143.55 |
| 509 | Elgin | 119.89 | 116.78 | 129.03 | 133.46 | 138.97 | 144.08 | 161.87 |
| 512 | Harper | 130.54 | 138.01 | 158.78 | 161.06 | 163.08 | 178.72 | 160.70 |
| 540 | Heartland | -- | -- | -- | -- | -- | -- | 154.98 |
| 519 | Highland | 112.47 | 115.74 | 122.28 | 131.08 | 143.01 | 140.88 | 158.04 |
| 514 | Illinois Central | 112.35 | 115.99 | 124.92 | 124.83 | 133.16 | 152.64 | 149.11 |
| 529 | Illinois Eastern | 75.74 | 85.54 | 84.56 | 85.63 | 85.37 | 93.40 | 98.04 |
| | Frontier | 62.33 | 69.49 | 67.53 | 98.27 | 62.69 | 75.06 | 75.50 |
| | Lincoln Trail | 97.96 | 109.84 | 111.75 | 104.07 | 103.93 | 114.64 | 117.53 |
| | Olney Central | 90.11 | 101.53 | 111.64 | 78.24 | 101.98 | 105.90 | 117.30 |
| | Wabash Valley | 64.14 | 73.14 | 66.89 | 64.91 | 77.32 | 83.15 | 87.29 |
| 513 | Illinois Valley | 104.20 | 110.19 | 111.11 | 111.82 | 118.81 | 128.77 | 139.88 |
| 525 | Joliet | 136.09 | 122.41 | 142.08 | 143.86 | 145.15 | 158.98 | 178.19 |
| 520 | Kankakee | 96.62 | 92.89 | 95.39 | 93.29 | 92.69 | 102.81 | 104.19 |
| 501 | Kaskaskia | 106.63 | 108.75 | 110.66 | 112.59 | 111.56 | 123.75 | 131.50 |
| 523 | Kishwaukee | 122.06 | 127.56 | 134.01 | 123.83 | 131.17 | 144.26 | 150.88 |
| 532 | Lake County | 126.17 | 133.44 | 152.45 | 162.59 | 157.02 | 181.14 | 187.18 |
| 517 | Lake Land | 96.01 | 95.80 | 99.53 | 102.05 | 103.17 | 126.53 | 133.67 |
| 536 | Lewis & Clark | 118.95 | 111.09 | 103.96 | 98.82 | 109.91 | 124.33 | 143.38 |
| 526 | Lincoln Land | 105.83 | 112.20 | 123.39 | 116.48 | 117.79 | 132.62 | 142.43 |
| 530 | Logan | 100.39 | 104.48 | 106.18 | 119.28 | 111.12 | 124.19 | 127.47 |
| 528 | McHenry | 120.90 | 123.85 | 151.84 | 132.52 | 134.45 | 143.67 | 149.23 |
| 524 | Moraine Valley | 117.12 | 112.93 | 137.39 | 159.83 | 136.17 | 160.72 | 164.54 |
| 527 | Morton | 128.46 | 137.92 | 140.20 | 141.87 | 145.58 | 155.63 | 153.54 |
| 535 | Oakton | 123.49 | 125.20 | 134.13 | 132.92 | 127.85 | 133.86 | 150.05 |
| 505 | Parkland | 131.58 | 127.21 | 137.44 | 125.15 | 146.46 | 154.08 | 169.00 |
| 515 | Prairie State | 122.28 | 126.02 | 122.63 | 125.97 | 133.69 | 143.42 | 156.65 |
| 521 | Rend Lake | 109.29 | 120.65 | 112.98 | 99.83 | 120.32 | 120.69 | 132.82 |
| 537 | Richland | 130.24 | 132.88 | 132.99 | 114.97 | 113.07 | 134.40 | 158.23 |
| 511 | Rock Valley | 135.04 | 138.32 | 133.76 | 138.16 | 147.55 | 151.39 | 162.88 |
| 518 | Sandburg | 109.65 | 125.89 | 122.93 | 124.45 | 130.58 | 130.58 | 163.17 |
| 506 | Sauk Valley | 120.25 | 124.04 | 127.63 | 134.54 | 138.56 | 154.96 | 164.82 |
| 531 | Shawnee | 95.29 | 110.81 | 111.53 | 116.51 | 70.54 | 136.07 | 161.85 |
| 510 | South Suburban | 117.97 | 141.43 | 128.96 | 129.71 | 133.81 | 141.00 | 162.52 |
| 533 | Southeastern | 96.04 | 98.79 | 108.78 | 114.70 | 120.55 | 127.15 | 138.40 |
| 534 | Spoon River | 116.53 | 134.29 | 130.04 | 116.30 | 119.20 | 127.38 | 127.63 |
| 601 | State Community | 147.78 | 159.35 | 160.09 | 189.53 | 154.71 | DNA | 155.79 |
| 504 | Triton | 132.64 | 143.34 | 146.59 | 149.00 | 154.41 | 160.88 | 158.98 |
| 516 | Waubonsee | 143.30 | 130.48 | 137.49 | 150.74 | 163.18 | 156.89 | 162.14 |
| 539 | Wood | 124.72 | 134.48 | 137.86 | 140.43 | 147.42 | 162.90 | 176.48 |
| | STATE AVERAGES | $110.53 | $116.16 | $121.74 | $123.44 | $126.88 | $136.09 | $147.68 |

SOURCE OF DATA: Unit Cost Reports

Illinois Community College Board
Table IV-4
FISCAL YEAR 1995 TOTAL REIMBURSABLE CREDIT HOURS

| Dist. No. | District | Baccalaureate | Business | Technical | Health | Remedial | ABE/ASE | Total |
|---|---|---|---|---|---|---|---|---|
| 522 | Belleville | 124,079 | 19,229 | 31,903 | 11,015 | 18,096 | 7,364 | 211,686 |
| 503 | Black Hawk | 78,005 | 13,699 | 19,105 | 7,387 | 7,645 | 23,231 | 149,072 |
| 508 | Chicago | 355,331 | 65,517 | 79,877 | 55,696 | 104,630 | 770,189 | 1,431,240 |
| 507 | Danville | 30,780 | 5,248 | 6,418 | 1,241 | 3,942 | 4,442 | 52,071 |
| 502 | DuPage | 271,502 | 31,639 | 60,454 | 13,915 | 23,691 | 15,507 | 416,708 |
| 509 | Elgin | 73,859 | 10,971 | 18,881 | 7,027 | 7,579 | 19,241 | 137,558 |
| 512 | Harper | 152,858 | 19,582 | 16,344 | 8,231 | 16,676 | 15,532 | 229,223 |
| 540 | Heartland | 29,942 | 2,014 | 2,709 | 1,687 | 4,961 | 18 | 41,331 |
| 519 | Highland | 29,047 | 2,902 | 4,707 | 3,312 | 6,077 | 5,178 | 51,223 |
| 514 | Illinois Central | 126,022 | 17,677 | 20,944 | 8,286 | 7,952 | 3,443 | 184,324 |
| 529 | Illinois Eastern | 62,266 | 10,856 | 34,647 | 17,101 | 4,190 | 4,512 | 133,572 |
| 513 | Illinois Valley | 46,405 | 5,129 | 12,552 | 4,685 | 3,974 | 1,302 | 74,047 |
| 525 | Joliet | 102,116 | 9,684 | 22,659 | 6,386 | 15,463 | 9,719 | 166,027 |
| 520 | Kankakee | 31,108 | 6,957 | 6,645 | 9,131 | 6,579 | 27,082 | 87,502 |
| 501 | Kaskaskia | 42,506 | 6,748 | 9,915 | 9,498 | 3,287 | 2,331 | 74,285 |
| 523 | Kishwaukee | 32,744 | 2,692 | 6,756 | 3,877 | 3,734 | 5,873 | 55,676 |
| 532 | Lake County | 112,273 | 9,763 | 17,422 | 8,344 | 13,926 | 12,493 | 174,221 |
| 517 | Lake Land | 50,314 | 9,762 | 19,845 | 7,559 | 4,468 | 2,294 | 94,242 |
| 536 | Lewis & Clark | 46,569 | 6,671 | 7,405 | 5,570 | 8,076 | 7,286 | 81,577 |
| 526 | Lincoln Land | 85,277 | 11,731 | 22,222 | 6,751 | 9,779 | 1,183 | 136,943 |
| 530 | Logan | 69,825 | 9,773 | 9,534 | 6,687 | 5,701 | 5,894 | 107,414 |
| 528 | McHenry | 49,574 | 6,555 | 6,893 | 2,529 | 4,666 | 5,708 | 75,925 |
| 524 | Moraine Valley | 142,372 | 14,222 | 18,076 | 13,931 | 13,990 | 11,610 | 214,201 |
| 527 | Morton | 28,275 | 2,885 | 3,719 | 4,602 | 2,045 | 12,673 | 54,199 |
| 535 | Oakton | 98,486 | 12,603 | 17,278 | 7,232 | 19,749 | 25,572 | 180,920 |
| 505 | Parkland | 92,065 | 9,996 | 15,150 | 11,707 | 16,269 | 3,461 | 148,648 |
| 515 | Prairie State | 48,561 | 4,959 | 7,253 | 6,869 | 6,909 | 6,997 | 81,548 |
| 521 | Rend Lake | 34,692 | 6,856 | 14,985 | 6,980 | 4,339 | 2,191 | 70,043 |
| 537 | Richland | 35,757 | 4,601 | 4,627 | 1,558 | 6,412 | 3,109 | 56,064 |
| 511 | Rock Valley | 77,364 | 10,484 | 17,489 | 4,395 | 11,589 | 3,769 | 125,090 |
| 518 | Sandburg | 27,170 | 5,546 | 6,115 | 6,066 | 3,572 | 3,414 | 51,883 |
| 506 | Sauk Valley | 27,772 | 4,087 | 4,458 | 3,513 | 3,943 | 1,331 | 45,104 |
| 531 | Shawnee | 23,219 | 4,922 | 2,974 | 4,937 | 2,268 | 2,274 | 40,594 |
| 510 | South Suburban | 65,576 | 11,421 | 9,829 | 13,271 | 14,570 | 22,547 | 137,214 |
| 533 | Southeastern | 29,545 | 6,297 | 16,448 | 7,863 | 3,420 | 4,735 | 68,308 |
| 534 | Spoon River | 23,250 | 3,375 | 3,517 | 2,157 | 1,575 | 1,743 | 35,617 |
| 601 | State Community | 13,132 | 2,061 | 1,616 | 2,035 | 2,070 | 3,149 | 24,063 |
| 504 | Triton | 112,053 | 18,421 | 29,678 | 25,006 | 14,980 | 29,235 | 229,373 |
| 516 | Waubonsee | 53,724 | 11,343 | 8,508 | 5,446 | 6,024 | 16,238 | 101,283 |
| 539 | Wood | 18,373 | 4,315 | 4,378 | 2,988 | 3,135 | 2,006 | 35,195 |
| | STATE TOTALS | 2,953,788 | 423,193 | 623,935 | 336,471 | 421,951 | 1,105,876 | 5,865,214 |

*The credit hours used for funding purposes may not be the same as presented in this table.

SOURCE OF DATA: ICCB Credit Hour Claims

Illinois Community College Board
Table IV-5
SUMMARY OF FISCAL YEAR 1995 ICCB GRANTS TO ILLINOIS PUBLIC COMMUNITY COLLEGES

| Dist. No. | District | Credit Hour Grants | Equalization Grants | Special Populations Grant | Economic Development Grants | Advanced Technology Grants | Retirees Health Ins. Grants | Total Grants |
|---|---|---|---|---|---|---|---|---|
| 522 | Belleville | $6,438,153 | $4,582,494 | $132,388 | $169,659 | $201,737 | $63,801 | $11,588,232 |
| 503 | Black Hawk | 3,966,785 | 3,102,537 | 200,430 | 108,236 | 109,717 | 72,624 | 7,560,329 |
| 508 | Chicago | 36,400,673 | 11,240,303 | 6,007,044 | 455,556 | 630,047 | 573,529 | 55,307,152 |
| 507 | Danville | 1,820,906 | 1,433,799 | 68,434 | 67,321 | 48,422 | 52,262 | 3,491,144 |
| 502 | DuPage | 11,752,979 | 0 | 191,279 | 236,183 | 301,398 | 145,928 | 12,627,767 |
| 509 | Elgin | 3,765,490 | 0 | 188,843 | 100,317 | 97,853 | 48,869 | 4,201,372 |
| 512 | Harper | 6,343,566 | 0 | 178,397 | 119,479 | 126,560 | 97,059 | 6,865,061 |
| 519 | Highland | 1,530,073 | 862,381 | 65,142 | 56,931 | 32,855 | 36,652 | 2,584,034 |
| 514 | Illinois Central | 5,239,922 | 2,110,682 | 79,555 | 123,335 | 132,337 | 90,271 | 7,776,102 |
| 529 | Illinois Eastern | 4,243,001 | 3,547,718 | 130,886 | 147,962 | 169,231 | 50,905 | 8,289,703 |
| 513 | Illinois Valley | 2,258,354 | 0 | 46,724 | 70,837 | 53,689 | 44,118 | 2,473,722 |
| 525 | Joliet | 4,646,081 | 0 | 169,800 | 107,969 | 109,317 | 82,805 | 5,115,972 |
| 520 | Kankakee | 2,368,558 | 2,196,033 | 200,886 | 76,373 | 61,982 | 23,756 | 4,927,588 |
| 501 | Kaskaskia | 2,423,436 | 1,659,389 | 50,290 | 86,075 | 76,517 | 35,294 | 4,331,001 |
| 523 | Kishwaukee | 1,623,427 | 682,280 | 66,991 | 60,730 | 38,547 | 22,398 | 2,494,373 |
| 532 | Lake County | 4,863,009 | 0 | 145,183 | 106,874 | 107,677 | 43,439 | 5,266,182 |
| 517 | Lake Land | 2,828,189 | 1,462,407 | 48,858 | 101,624 | 99,811 | 50,905 | 4,591,794 |
| 536 | Lewis & Clark | 2,489,423 | 754,719 | 103,969 | 77,619 | 63,849 | 40,045 | 3,529,624 |
| 526 | Lincoln Land | 3,734,963 | 0 | 73,838 | 96,960 | 92,823 | 52,941 | 4,051,525 |
| 530 | Logan | 2,803,228 | 3,748,504 | 64,522 | 79,527 | 66,707 | 21,719 | 6,784,207 |
| 528 | McHenry | 1,958,469 | 0 | 64,637 | 63,071 | 42,054 | 19,683 | 2,147,914 |
| 524 | Moraine Valley | 6,799,601 | 0 | 136,169 | 147,249 | 168,163 | 76,697 | 7,327,879 |
| 527 | Morton | 1,598,228 | 0 | 86,144 | 57,314 | 33,430 | 58,371 | 1,833,487 |
| 535 | Oakton | 4,802,903 | 0 | 226,321 | 105,683 | 105,892 | 50,226 | 5,291,025 |
| 505 | Parkland | 4,652,208 | 1,095,619 | 107,771 | 112,913 | 116,723 | 53,620 | 6,138,854 |
| 515 | Prairie State | 2,481,249 | 0 | 98,927 | 71,900 | 55,281 | 56,335 | 2,763,692 |
| 521 | Rend Lake | 2,003,801 | 1,868,269 | 51,530 | 82,668 | 71,413 | 31,222 | 4,108,903 |
| 537 | Richland | 1,750,316 | 0 | 79,006 | 61,891 | 40,286 | 12,217 | 1,943,716 |
| 511 | Rock Valley | 3,506,480 | 0 | 90,138 | 98,482 | 95,104 | 57,692 | 3,847,896 |
| 518 | Sandburg | 1,559,902 | 479,087 | 67,792 | 61,502 | 39,704 | 25,792 | 2,233,779 |
| 506 | Sauk Valley | 1,558,135 | 578,144 | 52,408 | 63,859 | 43,235 | 31,222 | 2,327,003 |
| 531 | Shawnee | 1,248,088 | 1,295,203 | 41,594 | 58,544 | 35,273 | 11,538 | 2,690,240 |
| 510 | South Suburban | 4,063,835 | 1,604,823 | 238,775 | 99,178 | 96,146 | 70,588 | 6,173,345 |
| 533 | Southeastern | 2,172,062 | 1,760,982 | 51,514 | 92,271 | 85,799 | 16,290 | 4,178,918 |
| 534 | Spoon River | 1,282,223 | 349,501 | 39,707 | 60,725 | 38,539 | 25,792 | 1,796,487 |
| 504 | Triton | 7,009,273 | 0 | 282,276 | 166,967 | 197,704 | 111,991 | 7,768,211 |
| 516 | Waubonsee | 2,522,110 | 0 | 125,113 | 78,566 | 65,267 | 33,937 | 2,824,993 |
| 539 | Wood | 1,293,411 | 487,042 | 46,719 | 67,649 | 48,913 | 7,466 | 1,951,200 |
| | District Totals | $163,802,510 | $46,901,916 | $10,100,000 | $3,999,999 | $4,000,002 | $2,399,999 | $231,204,426 |
| | Special Initiatives | | | 400,000 | 500,000 | | | 900,000 |
| | Heartland | | | | | | | 1,466,000 |
| | Rounding | -10 | 84 | | 1 | -2 | | 74 |
| | | $163,802,500 | $46,902,000 | $10,500,000 | $4,500,000 | $4,000,000 | $2,399,999 | $233,570,500 |

SOURCE OF DATA: ICCB Financial Records

Illinois Community College Board
Table IV-6
SUMMARY OF FISCAL YEAR 1996 ICCB GRANTS TO ILLINOIS PUBLIC COMMUNITY COLLEGES

| Dist. No. | District | Credit Hour Grants | Equalization Grants | Special Populations Grant | Economic Development Grants | Advanced Technology Grants | Retirees Health Ins. Grants | Total Grants |
|---|---|---|---|---|---|---|---|---|
| 522 | Belleville | $ 6,604,363 | $ 4,730,541 | $ 149,250 | $ 178,696 | $ 211,607 | $ 69,766 | $ 11,944,222 |
| 503 | Black Hawk | 4,254,446 | 3,580,622 | 235,220 | 113,829 | 116,084 | 74,601 | 8,374,803 |
| 508 | Chicago | 32,632,495 | 13,587,521 | 7,036,571 | 481,897 | 658,102 | 607,864 | 55,004,449 |
| 507 | Danville | 1,813,096 | 1,563,082 | 74,735 | 69,229 | 50,406 | 53,879 | 3,624,427 |
| 502 | DuPage | 12,223,680 | 0 | 215,230 | 256,919 | 326,798 | 156,801 | 13,179,428 |
| 509 | Elgin | 3,831,211 | 0 | 201,327 | 110,642 | 111,390 | 52,497 | 4,307,067 |
| 512 | Harper | 6,807,478 | 0 | 204,714 | 128,851 | 138,205 | 108,448 | 7,387,696 |
| 519 | Highland | 1,643,728 | 930,732 | 73,770 | 59,852 | 36,598 | 38,682 | 2,783,363 |
| 514 | Illinois Central | 5,653,827 | 2,162,679 | 93,989 | 133,679 | 145,315 | 109,830 | 8,299,320 |
| 529 | Illinois Eastern | 4,280,856 | 3,824,506 | 143,401 | 158,275 | 181,536 | 57,333 | 8,645,907 |
| 513 | Illinois Valley | 2,408,678 | 0 | 52,088 | 75,860 | 60,171 | 49,044 | 2,645,841 |
| 525 | Joliet | 4,817,690 | 0 | 185,066 | 116,549 | 120,089 | 86,344 | 5,325,738 |
| 520 | Kankakee | 2,316,315 | 2,084,745 | 217,600 | 80,581 | 67,122 | 25,558 | 4,791,921 |
| 501 | Kaskaskia | 2,487,013 | 1,901,803 | 56,709 | 89,937 | 80,901 | 33,847 | 4,650,210 |
| 523 | Kishwaukee | 1,715,712 | 729,227 | 75,477 | 64,867 | 43,982 | 25,558 | 2,654,823 |
| 532 | Lake County | 5,128,840 | 0 | 165,957 | 113,717 | 115,919 | 46,971 | 5,571,405 |
| 517 | Lake Land | 3,044,180 | 1,545,664 | 58,875 | 110,472 | 111,140 | 53,188 | 4,923,519 |
| 536 | Lewis & Clark | 2,621,232 | 846,219 | 117,970 | 82,101 | 69,362 | 43,518 | 3,780,402 |
| 526 | Lincoln Land | 3,946,428 | 0 | 79,626 | 103,632 | 101,068 | 55,260 | 4,286,015 |
| 530 | Logan | 2,943,392 | 4,064,651 | 71,099 | 84,873 | 73,443 | 23,486 | 7,260,943 |
| 528 | McHenry | 2,151,706 | 0 | 72,884 | 67,738 | 48,211 | 21,413 | 2,361,952 |
| 524 | Moraine Valley | 7,002,039 | 0 | 158,092 | 153,641 | 174,711 | 82,200 | 7,570,684 |
| 527 | Morton | 1,645,174 | 0 | 101,243 | 59,796 | 36,515 | 65,622 | 1,908,350 |
| 535 | Oakton | 5,150,643 | 0 | 268,298 | 111,048 | 111,988 | 54,570 | 5,696,547 |
| 505 | Parkland | 4,990,565 | 1,220,483 | 128,329 | 120,551 | 125,982 | 58,714 | 6,644,624 |
| 515 | Prairie State | 2,615,357 | 18,982 | 110,834 | 76,595 | 61,253 | 61,477 | 2,944,497 |
| 521 | Rend Lake | 2,124,358 | 1,981,261 | 54,398 | 87,600 | 77,459 | 33,156 | 4,358,233 |
| 537 | Richland | 1,840,813 | 0 | 87,786 | 62,256 | 40,137 | 15,197 | 2,046,188 |
| 511 | Rock Valley | 3,804,909 | 0 | 108,018 | 104,389 | 102,182 | 68,385 | 4,187,882 |
| 518 | Sandburg | 1,608,734 | 472,899 | 70,206 | 65,441 | 44,828 | 26,249 | 2,288,356 |
| 506 | Sauk Valley | 1,620,289 | 572,210 | 56,709 | 64,553 | 43,519 | 31,775 | 2,389,055 |
| 531 | Shawnee | 1,341,966 | 1,412,243 | 42,457 | 62,652 | 40,720 | 13,124 | 2,913,163 |
| 510 | South Suburban | 4,139,803 | 1,565,601 | 294,038 | 105,191 | 103,363 | 82,200 | 6,290,196 |
| 533 | Southeastern | 2,260,379 | 2,055,402 | 62,151 | 100,261 | 96,103 | 17,269 | 4,591,564 |
| 534 | Spoon River | 1,268,644 | 348,739 | 41,663 | 60,793 | 37,983 | 28,321 | 1,786,143 |
| 504 | Triton | 7,108,439 | 0 | 319,673 | 180,360 | 214,058 | 120,882 | 7,943,413 |
| 516 | Waubonsee | 2,686,703 | 0 | 161,250 | 85,207 | 73,935 | 37,991 | 3,045,086 |
| 539 | Wood | 1,273,307 | 500,671 | 53,296 | 67,470 | 47,816 | 7,598 | 1,950,158 |
| | District Totals | $ 165,808,488 | $ 51,700,483 | $ 11,700,000 | $ 4,250,000 | $ 4,300,000 | $ 2,598,618 | $ 240,357,589 |
| | Special Initiatives | | | 1,000,000 | 1,000,000 | | | 2,000,000 |
| | Heartland | | | | | | | 1,466,000 |
| | Other Retirees | | | | | | 1,382 | 1,382 |
| | Rounding | 12 | 417 | | | | | 429 |
| | | 165,808,500 | $ 51,700,900 | $ 12,700,000 | $ 5,250,000 | $ 4,300,000 | $ 2,600,000 | $ 243,825,400 |

SOURCE OF DATA: ICCB Financial Records

Illinois Community College Board
Table IV-7
PER CAPITA COSTS, CHARGEBACK RATES, AND STUDENT TUITION AND FEE RATES AT ILLINOIS PUBLIC COMMUNITY COLLEGE DISTRICTS

| Dist. No. | District | FY 1995 Per Capita Costs a) | FY 1996 Chargeback Rates a) | FY 1996 Student Tuition & Fee Rates b) |
|---|---|---|---|---|
| 522 | Belleville | $158.88 | $ 51.41 | $40.00 |
| 503 | Black Hawk | 224.53 | 77.12 | 53.00 |
| 508 | Chicago | 183.95 | 142.45 | 43.17 |
| 507 | Danville | 197.17 | 113.23 | 38.00 |
| 502 | DuPage | 176.32 | 95.42 | 40.50 |
| 509 | Elgin | 223.21 | 141.41 | 39.50 |
| 512 | Harper | 226.01 | 147.53 | 41.50 |
| 540 | Heartland | 175.52 | 85.54 | 36.00 |
| 519 | Highland | 204.00 | 88.73 | 40.00 |
| 514 | Illinois Central | 204.46 | 87.71 | 42.45 |
| 529 | Illinois Eastern | 152.64 | 52.22 | 29.50 |
| 513 | Illinois Valley | 191.27 | 84.56 | 37.75 |
| 525 | Joliet | 194.48 | 103.96 | 42.00 |
| 520 | Kankakee | 166.47 | 39.15 | 38.00 |
| 501 | Kaskaskia | 161.02 | 52.05 | 33.75 |
| 523 | Kishwaukee | 211.41 | 113.57 | 37.75 |
| 532 | Lake County | 252.99 | 143.53 | 44.00 |
| 517 | Lake Land | 198.56 | 62.94 | 46.00 |
| 536 | Lewis & Clark | 245.86 | 98.46 | 40.00 |
| 526 | Lincoln Land | 156.28 | 59.81 | 36.75 |
| 530 | Logan | 144.53 | 59.10 | 30.00 |
| 528 | McHenry | 204.11 | 140.08 | 38.47 |
| 524 | Moraine Valley | 212.19 | 118.87 | 44.00 |
| 527 | Morton | 221.79 | 105.78 | 46.00 |
| 535 | Oakton | 224.60 | 136.69 | 34.25 |
| 505 | Parkland | 193.24 | 101.11 | 43.00 |
| 515 | Prairie State | 211.54 | 89.92 | 54.00 |
| 521 | Rend Lake | 199.94 | 55.86 | 32.00 |
| 537 | Richland | 227.93 | 111.23 | 39.50 |
| 511 | Rock Valley | 222.97 | 104.12 | 37.00 |
| 518 | Sandburg | 201.83 | 72.25 | 49.00 |
| 506 | Sauk Valley | 195.19 | 74.63 | 41.00 |
| 531 | Shawnee | 209.08 | 57.24 | 29.25 |
| 510 | South Suburban | 212.07 | 102.34 | 48.00 |
| 533 | Southeastern | 204.27 | 91.03 | 27.00 |
| 534 | Spoon River | 162.69 | 47.22 | 44.00 |
| 504 | Triton | 191.11 | 82.37 | 44.50 |
| 516 | Waubonsee | 246.37 | 150.00 | 42.50 |
| 539 | Wood | 217.52 | 85.03 | 49.00 |
| | AVERAGES | $200.21 | $92.97 | $40.31 |

SOURCES OF DATA: a) Certificate of Chargeback Reimbursement
b) ICCB Survey

Illinois Community College Board
Table IV-8
1994 OPERATING TAX EXTENSIONS* FOR REAL ESTATE TAX AND
1995 CORPORATE PERSONAL PROPERTY REPLACEMENT TAX REVENUES

| Dist. No. | District | 1994 Operating Tax Extension a) | 1995 Total CPPRT b) |
|---|---|---|---|
| 522 | Belleville | $ 4,305,781 | $ 839,759 |
| 503 | Black Hawk | 3,943,774 | 826,283 |
| 508 | Chicago | 72,334,210 | 8,215,095 |
| 507 | Danville | 2,642,301 | 347,686 |
| 502 | DuPage | 37,532,714 | 936,849 |
| 509 | Elgin | 14,823,876 | 340,221 |
| 512 | Harper | 27,625,154 | 578,311 |
| 540 | Heartland | 4,137,076 | -- |
| 519 | Highland | 2,100,959 | 242,817 |
| 514 | Illinois Central | 7,068,303 | 1,776,053 |
| 529 | Illinois Eastern | 1,858,553 | 405,712 |
| 513 | Illinois Valley | 3,288,156 | 726,210 |
| 525 | Joliet | 12,947,609 | 1,187,801 |
| 520 | Kankakee | 2,118,184 | 296,653 |
| 501 | Kaskaskia | 1,559,646 | 299,867 |
| 523 | Kishwaukee | 3,265,086 | 158,462 |
| 532 | Lake County | 21,407,372 | 714,662 |
| 517 | Lake Land | 2,968,339 | 263,277 |
| 536 | Lewis & Clark | 3,969,276 | 598,850 |
| 526 | Lincoln Land | 9,050,076 | 663,873 |
| 530 | Logan | 1,818,261 | 379,699 |
| 528 | McHenry | 7,672,317 | 196,474 |
| 524 | Moraine Valley | 11,451,957 | 758,533 |
| 527 | Morton | 4,375,744 | 755,582 |
| 535 | Oakton | 21,510,677 | 618,962 |
| 505 | Parkland | 8,008,025 | 1,330,386 |
| 515 | Prairie State | 4,390,652 | 291,069 |
| 521 | Rend Lake | 1,020,474 | 259,385 |
| 537 | Richland | 3,231,105 | 261,106 |
| 511 | Rock Valley | 10,640,261 | 931,339 |
| 518 | Sandburg | 2,056,920 | 164,047 |
| 506 | Sauk Valley | 2,287,386 | 280,391 |
| 531 | Shawnee | 628,837 | 297,790 |
| 510 | South Suburban | 4,792,680 | 338,685 |
| 533 | Southeastern | 1,013,205 | 135,276 |
| 534 | Spoon River | 1,075,218 | 553,640 |
| 504 | Triton | 15,875,415 | 1,210,835 |
| 516 | Waubonsee | 8,421,164 | 557,841 |
| 539 | Wood | 1,495,938 | 303,444 |
| | TOTALS | $ 350,712,681 | $ 29,042,925 |

*1994 tax extensions are collectible in 1995
SOURCES OF DATA: a) ICCB 1995 Tax Survey
b) Department of Revenue

Illinois Community College Board
Table IV-9
1994 TAX LEVY RATES (PER $100 OF EAV)

| Dist. No. | District | Education Fund | Oper. & Maint. Fund | Supp. Equity | Liability, Protect. & Settlement Fund | Audit Fund | Building Bonds | Working Cash Bonds | Protect., Health & Safety Bonds | Teacher's Orders | Prot., Health., & Safety Tax Levy | PBC Oper. & Maint. Fund | PBC Rental Fund | Total |
|---|---|---|---|---|---|---|---|---|---|---|---|---|---|---|
| 522 | Belleville | 13.20 | 2.80 | | 4.63 | 0.07 | | | | | 3.27 | | | 23.97 |
| 503 | Black Hawk | 11.70 | 6.84 | 4.54 | 9.38 | 0.42 | | | | | 3.30 | | | 36.18 |
| 508 | Chicago | 16.67 | 4.76 | | 0.90 | 0.10 | | | | | | 2.62 | 12.09 | 37.14 |
| 507 | Danville | 36.57 | 7.35 | | 5.73 | 0.27 | 11.00 | | | | | | | 60.92 |
| 502 | DuPage | 17.10 | 2.95 | | 0.60 | 0.03 | | | | | | | | 20.68 |
| 509 | Elgin | 22.76 | 7.26 | | 2.94 | 0.11 | | | | | | 1.66 | 7.70 | 42.43 |
| 512 | Harper | 16.88 | 7.25 | | 0.88 | 0.08 | 0.91 | 1.51 | | | 1.05 | | | 28.56 |
| 540 | Heartland | 17.50 | 5.00 | | 1.10 | 0.05 | | 1.25 | | | | | | 24.90 |
| 519 | Highland | 17.50 | 7.50 | | 3.87 | 0.18 | | 3.35 | 2.75 | | 2.54 | | | 37.69 |
| 514 | Illinois Central | 20.00 | 5.00 | | 7.90 | 0.37 | | | | | 5.00 | | 10.40 | 48.67 |
| 529 | Illinois Eastern | 17.50 | 7.50 | | 4.14 | 0.27 | 3.37 | | 9.30 | | | | | 42.08 |
| 513 | Illinois Valley | 13.00 | 4.00 | | 4.10 | 0.16 | | 2.85 | | | 3.98 | | | 28.09 |
| 525 | Joliet | 12.50 | 7.50 | | 0.65 | 0.10 | | | | | 0.55 | | | 21.30 |
| 520 | Kankakee | 12.93 | 3.70 | 3.23 | 2.58 | 0.21 | | | | | | | | 22.65 |
| 501 | Kaskaskia | 17.50 | 7.50 | | 6.80 | 0.17 | | 4.43 | | | 5.00 | | | 41.40 |
| 523 | Kishwaukee | 26.78 | 6.95 | | 4.21 | 0.27 | 14.57 | | | | 3.56 | | | 56.34 |
| 532 | Lake County | 13.00 | 6.00 | | 0.10 | 0.10 | | 1.20 | 0.30 | | | | | 20.70 |
| 517 | Lake Land | 15.50 | 2.50 | 5.59 | 3.37 | 0.21 | | | | | 5.00 | | | 32.17 |
| 536 | Lewis & Clark | 15.00 | 10.00 | | 2.55 | 0.06 | | 3.95 | | | | | | 31.56 |
| 526 | Lincoln Land | 24.98 | 6.00 | | 1.40 | 0.10 | | 1.94 | 0.95 | | | | | 35.37 |
| 530 | Logan | 20.00 | 5.00 | | 5.32 | 0.04 | 13.33 | | 3.49 | | | | | 47.18 |
| 528 | McHenry | 22.00 | 3.00 | | 2.21 | 0.17 | 6.00 | | | | | | | 33.38 |
| 524 | Moraine Valley | 16.83 | 4.81 | | 2.60 | 0.12 | 2.53 | | | | 1.13 | | | 28.02 |
| 527 | Morton | 30.00 | 10.00 | | 9.34 | 0.50 | | 5.11 | | | | | | 54.95 |
| 535 | Oakton | 17.10 | 3.98 | | 0.99 | 0.04 | | 2.99 | | | | | | 25.10 |
| 505 | Parkland | 26.00 | 10.00 | | 8.24 | 0.18 | | | | | 5.00 | | | 49.42 |
| 515 | Prairie State | 19.73 | 2.96 | | 3.88 | 0.15 | | 6.74 | 0.82 | | 4.82 | | | 39.10 |
| 521 | Rend Lake | 19.18 | 4.79 | | 8.50 | 0.50 | | | 11.00 | 6.60 | 4.79 | | | 55.36 |
| 537 | Richland | 15.00 | 4.00 | | 2.54 | 0.20 | 6.02 | | | | | | | 27.76 |
| 511 | Rock Valley | 23.00 | 4.00 | | 2.52 | 0.08 | 2.50 | | | | 1.94 | | | 34.04 |
| 518 | Sandburg | 17.00 | 5.00 | 1.59 | 6.80 | 0.36 | | 6.75 | | | 5.00 | | | 42.50 |
| 506 | Sauk Valley | 24.50 | 3.00 | | 4.83 | 0.35 | | | 3.38 | | 5.00 | | | 41.06 |
| 531 | Shawnee | 18.70 | 4.68 | | 8.13 | 0.50 | | | | | | | | 32.01 |
| 510 | South Suburban | 9.08 | 6.80 | 5.58 | 13.43 | 0.31 | | 2.22 | 4.45 | 4.26 | 0.47 | | | 46.60 |
| 533 | Southeastern | 28.00 | 10.00 | | 5.85 | 0.50 | | | | | | | | 44.35 |
| 534 | Spoon River | 20.00 | 5.00 | | 5.13 | 0.35 | | | 3.05 | | | | | 33.53 |
| 504 | Triton | 25.50 | 7.00 | | 3.07 | 0.18 | | | | | 1.41 | | | 37.16 |
| 516 | Waubonsee | 25.70 | 3.00 | | 2.34 | 0.16 | | 1.54 | | | 1.54 | | 12.07 | 46.35 |
| 539 | Wood | 17.50 | 5.00 | 1.09 | 4.62 | 0.41 | | 3.43 | | | 1.58 | | | 33.63 |

SOURCE OF DATA: ICCB 1995 Tax Survey

Illinois Community College Board
Table IV-10
FISCAL YEAR 1995 NET INSTRUCTIONAL UNIT COST BY FUNDED INSTRUCTIONAL CATEGORIES
IN ILLINOIS PUBLIC COMMUNITY COLLEGES*

| Dist. No. | District | Bacca-laureate | Business | Technical | Health | Remedial | ABE/ASE | Average |
|---|---|---|---|---|---|---|---|---|
| 522 | Belleville | $113.11 | $126.22 | $160.05 | $182.76 | $109.37 | $127.93 | $125.33 |
| 503 | Black Hawk | 158.69 | 160.77 | 182.35 | 189.93 | 154.97 | 133.46 | 159.54 |
| 508 | Chicago | 183.50 | 185.75 | 213.80 | 207.32 | 138.82 | 95.32 | 135.91 |
| 507 | Danville | 152.32 | 175.43 | 264.59 | 248.19 | 148.13 | 151.66 | 170.47 |
| 502 | DuPage | 137.81 | 150.58 | 160.97 | 226.15 | 116.48 | 138.47 | 143.53 |
| 509 | Elgin | 152.26 | 177.14 | 208.03 | 262.86 | 147.79 | 115.95 | 161.87 |
| 512 | Harper | 157.17 | 168.95 | 220.93 | 146.26 | 151.05 | 166.54 | 160.70 |
| 540 | Heartland | 150.01 | 183.85 | 176.27 | 200.64 | 144.93 | 142.33 | 154.71 |
| 519 | Highland | 157.93 | 164.98 | 219.60 | 176.40 | 108.65 | 145.26 | 158.03 |
| 514 | Illinois Central | 134.04 | 162.81 | 197.79 | 252.36 | 127.35 | 113.72 | 149.11 |
| 529 | Illinois Eastern | 94.44 | 95.69 | 103.65 | 107.50 | 94.34 | 82.28 | 98.03 |
| 513 | Illinois Valley | 138.58 | 128.16 | 143.62 | 177.79 | 122.62 | 113.95 | 139.88 |
| 525 | Joliet | 162.00 | 178.83 | 250.89 | 289.40 | 148.79 | 152.89 | 178.19 |
| 520 | Kankakee | 106.10 | 112.88 | 177.69 | 147.70 | 95.60 | 69.59 | 104.18 |
| 501 | Kaskaskia | 121.83 | 126.24 | 155.45 | 171.00 | 111.66 | 92.52 | 131.49 |
| 523 | Kishwaukee | 126.77 | 166.27 | 222.94 | 199.13 | 141.25 | 165.86 | 150.84 |
| 532 | Lake County | 184.52 | 201.97 | 220.11 | 273.24 | 169.11 | 131.11 | 187.18 |
| 517 | Lake Land | 122.85 | 131.77 | 160.42 | 177.40 | 111.01 | 100.03 | 133.67 |
| 536 | Lewis & Clark | 135.05 | 164.70 | 174.34 | 213.61 | 120.66 | 123.04 | 143.38 |
| 526 | Lincoln Land | 136.75 | 114.88 | 141.72 | 266.23 | 135.97 | 181.93 | 142.43 |
| 530 | Logan | 120.20 | 134.31 | 167.86 | 174.18 | 115.75 | 94.77 | 127.47 |
| 528 | McHenry | 146.15 | 152.03 | 198.72 | 181.73 | 133.18 | 111.35 | 149.23 |
| 524 | Moraine Valley | 156.24 | 195.46 | 211.03 | 237.68 | 134.55 | 104.15 | 164.54 |
| 527 | Morton | 154.16 | 188.88 | 204.33 | 233.43 | 114.37 | 115.23 | 153.54 |
| 535 | Oakton | 151.60 | 172.48 | 187.71 | 240.27 | 126.67 | 97.92 | 150.05 |
| 505 | Parkland | 159.74 | 164.05 | 188.16 | 260.79 | 153.90 | 129.61 | 168.97 |
| 515 | Prairie State | 140.68 | 144.76 | 203.80 | 241.86 | 133.57 | 166.17 | 156.64 |
| 521 | Rend Lake | 107.88 | 135.86 | 165.56 | 165.90 | 111.18 | 261.54 | 132.82 |
| 537 | Richland | 154.03 | 171.42 | 193.66 | 186.80 | 152.58 | 132.97 | 158.23 |
| 511 | Rock Valley | 151.09 | 171.71 | 232.95 | 209.85 | 128.51 | 106.55 | 162.87 |
| 518 | Sandburg | 147.63 | 173.03 | 183.01 | 192.78 | 141.20 | 203.75 | 163.17 |
| 506 | Sauk Valley | 156.17 | 151.80 | 183.76 | 251.91 | 149.22 | 140.71 | 164.82 |
| 531 | Shawnee | 148.75 | 186.56 | 230.27 | 171.98 | 121.36 | 160.43 | 161.84 |
| 510 | South Suburban | 158.33 | 170.89 | 204.45 | 191.50 | 160.45 | 133.97 | 162.52 |
| 533 | Southeastern | 131.22 | 150.35 | 159.86 | 148.95 | 135.30 | 94.29 | 138.40 |
| 534 | Spoon River | 117.04 | 153.39 | 173.63 | 156.41 | 103.78 | 125.80 | 127.62 |
| 601 | State Community | 150.68 | 172.69 | 149.77 | 179.29 | 173.66 | 139.46 | 155.78 |
| 504 | Triton | 154.14 | 155.08 | 207.37 | 194.33 | 151.06 | 103.64 | 158.98 |
| 516 | Waubonsee | 161.83 | 163.64 | 199.12 | 188.67 | 150.10 | 137.21 | 162.14 |
| 539 | Wood | 160.10 | 171.96 | 224.53 | 237.26 | 158.83 | 172.09 | 176.47 |
| | STATE AVERAGES | $149.09 | $160.72 | $187.00 | $198.43 | $136.43 | $104.04 | $147.66 |

SOURCE OF DATA: ICCB Unit Cost Report

Illinois Community College Board
Table IV-11
FISCAL YEAR 1995 AUDITED OPERATING REVENUES* BY SOURCE

| Dist. No. | District | Local Taxes & Chgbacks | Student Tuition | Student Fees | ICCB Grants | CPPRT** | SBE Adult Ed & Other State | SBE Voc Ed | Federal | Other | Total |
|---|---|---|---|---|---|---|---|---|---|---|---|
| 522 | Belleville | $ 4,250,657 | $ 8,064,332 | $ 1,025,503 | $ 11,020,672 | $ 778,980 | $ 0 | $ 594,532 | $ 31,090 | $ 429,027 | $ 26,194,793 |
| 503 | Black Hawk | 3,851,288 | 7,818,461 | 649,047 | 6,891,815 | 802,013 | 41,124 | 351,181 | 433,569 | 984,899 | 21,823,397 |
| 508 | Chicago | 68,525,734 | 26,489,788 | 9,074,015 | 47,672,554 | 7,738,874 | 1,500,000 | 1,805,993 | 213,946 | 7,430,630 | 170,451,534 |
| 507 | Danville | 2,408,924 | 2,141,680 | 474,243 | 3,254,705 | 327,433 | 119,477 | 0 | 10,963 | 215,717 | 8,953,142 |
| 502 | DuPage | 36,887,361 | 17,193,796 | 670,437 | 11,752,979 | 869,089 | 0 | 540,418 | 1,712 | 1,108,413 | 69,024,205 |
| 509 | Elgin | 14,212,823 | 5,182,548 | 0 | 3,765,490 | 320,412 | 285,896 | 0 | 0 | 538,572 | 24,305,741 |
| 512 | Harper | 29,613,840 | 9,617,501 | 954,400 | 6,343,566 | 536,494 | 293,208 | 286,700 | 0 | 1,577,900 | 49,223,609 |
| 540 | Heartland | 3,603,939 | 1,806,234 | 146,234 | 1,411,000 | 0 | 0 | 37,519 | 2,208 | 335,825 | 7,342,959 |
| 519 | Highland | 2,032,718 | 1,647,708 | 126,930 | 2,392,454 | 225,243 | 116 | 129,668 | 35,812 | 299,356 | 6,890,005 |
| 514 | Illinois Central | 6,963,079 | 7,650,713 | 560,750 | 7,350,604 | 1,647,508 | 0 | 396,887 | 0 | 1,829,058 | 26,398,599 |
| 529 | Illinois Eastern | 1,835,457 | 1,329,006 | 290,366 | 7,790,719 | 382,077 | 559,926 | 670,249 | 0 | 284,001 | 13,141,801 |
| 513 | Illinois Valley | 3,207,653 | 2,415,165 | 295,269 | 2,122,064 | 683,907 | 119,346 | 0 | 799 | 390,884 | 9,235,087 |
| 525 | Joliet | 12,898,697 | 6,544,378 | 1,338,644 | 4,646,081 | 0 | 240,556 | 241,497 | 14,129 | 781,232 | 26,705,214 |
| 520 | Kankakee | 2,083,954 | 2,593,178 | 222,302 | 4,564,591 | 279,372 | 126,418 | 265,068 | 69,030 | 429,388 | 10,633,301 |
| 501 | Kaskaskia | 1,344,432 | 1,953,168 | 270,007 | 3,755,885 | 278,164 | 64,804 | 75,346 | 97,697 | 34,987 | 7,874,490 |
| 523 | Kishwaukee | 3,302,706 | 1,974,121 | 205,386 | 2,285,187 | 134,310 | 0 | 94,969 | 9,532 | 45,061 | 8,051,272 |
| 532 | Lake County | 20,787,570 | 8,710,631 | 653,069 | 4,864,668 | 673,030 | 0 | 196,099 | 0 | 1,141,341 | 37,026,408 |
| 517 | Lake Land | 2,852,128 | 3,124,157 | 1,137,165 | 4,044,271 | 247,940 | 268,166 | 310,434 | 0 | 876,257 | 12,860,518 |
| 536 | Lewis & Clark | 3,863,561 | 2,664,572 | 183,831 | 3,244,142 | 563,965 | 0 | 176,572 | 60,000 | 67,845 | 10,824,488 |
| 526 | Lincoln Land | 8,255,528 | 4,264,387 | 117,292 | 3,332,300 | 615,824 | 97,971 | 132,388 | 12,350 | 457,801 | 17,285,841 |
| 530 | Logan | 1,735,455 | 3,082,797 | 254,786 | 6,551,732 | 352,217 | 0 | 237,726 | 0 | 409,509 | 12,624,222 |
| 528 | McHenry | 7,426,267 | 3,485,860 | 461,127 | 1,958,469 | 182,255 | 0 | 100,019 | 0 | 286,078 | 13,900,075 |
| 524 | Moraine Valley | 11,648,070 | 11,111,788 | 600,637 | 6,799,601 | 714,385 | 91,314 | 371,427 | 0 | 870,602 | 32,207,824 |
| 527 | Morton | 4,089,293 | 2,074,727 | 113,371 | 1,598,228 | 711,798 | 0 | 90,447 | 0 | 389,569 | 9,067,433 |
| 535 | Oakton | 22,194,277 | 6,529,074 | 1,185,143 | 4,190,493 | 0 | 576,927 | 165,131 | 0 | 1,566,845 | 36,407,890 |
| 505 | Parkland | 8,123,142 | 7,780,187 | 1,112,294 | 5,723,719 | 1,252,885 | 0 | 328,576 | 0 | 1,063,894 | 25,384,697 |
| 515 | Prairie State | 4,377,462 | 4,010,858 | 477,596 | 2,481,249 | 274,161 | 0 | 198,705 | 0 | 449,773 | 12,269,804 |
| 521 | Rend Lake | 981,168 | 1,715,556 | 137,465 | 3,779,592 | 240,611 | 0 | 225,171 | 0 | 468,261 | 7,547,824 |
| 537 | Richland | 3,111,273 | 2,310,604 | 271,172 | 1,750,316 | 245,896 | 0 | 72,500 | 0 | 344,323 | 8,106,084 |
| 511 | Rock Valley | 10,276,498 | 5,004,342 | 401,135 | 3,506,480 | 877,085 | 0 | 172,451 | 0 | 403,032 | 20,641,023 |
| 518 | Sandburg | 1,945,035 | 2,060,957 | 143,512 | 1,890,061 | 152,173 | 64,084 | 75,000 | 0 | 134,085 | 6,464,907 |
| 506 | Sauk Valley | 2,172,743 | 1,675,561 | 92,720 | 2,136,279 | 264,057 | 1,482 | 96,855 | 28,888 | 174,027 | 6,642,612 |
| 531 | Shawnee | 579,073 | 1,080,319 | 355,389 | 2,543,291 | 274,029 | 0 | 147,231 | 8,664 | 250,160 | 5,238,156 |
| 510 | South Suburban | 4,591,106 | 5,636,539 | 749,937 | 5,668,658 | 314,170 | 676,970 | 284,435 | 143,690 | 5,363,334 | 23,428,839 |
| 533 | Southeastern | 936,689 | 1,630,878 | 137,653 | 3,933,044 | 128,839 | 0 | 180,017 | 47,886 | 174,524 | 7,169,530 |
| 534 | Spoon River | 1,005,506 | 1,494,282 | 198,059 | 1,448,421 | 521,388 | 0 | 85,428 | 32,122 | 121,362 | 4,906,568 |
| 504 | Triton | 15,898,009 | 11,833,822 | 322,438 | 7,009,273 | 1,140,209 | 0 | 740,543 | 1,440 | 1,143,810 | 38,089,544 |
| 516 | Waubonsee | 8,313,245 | 3,317,124 | 383,087 | 2,522,110 | 525,344 | 0 | 177,862 | 56,647 | 3,073,429 | 18,368,848 |
| 539 | Wood | 1,330,517 | 1,829,353 | 141,398 | 1,780,453 | 285,767 | 102,550 | 0 | 301 | 341,820 | 5,812,159 |
| | STATE TOTALS | $ 343,516,877 | $ 200,850,152 | $ 25,933,809 | $ 209,777,216 | $ 25,561,904 | $ 5,230,335 | $ 10,055,044 | $ 1,312,475 | $ 36,286,631 | $ 858,524,443 |

* Revenues received in the Education and Operations & Maintenance Funds
**Corporate Personal Property Replacement Tax Revenue

SOURCE OF DATA: College Audits

# Figure 4. FY 1995 Audited Sources of Revenue

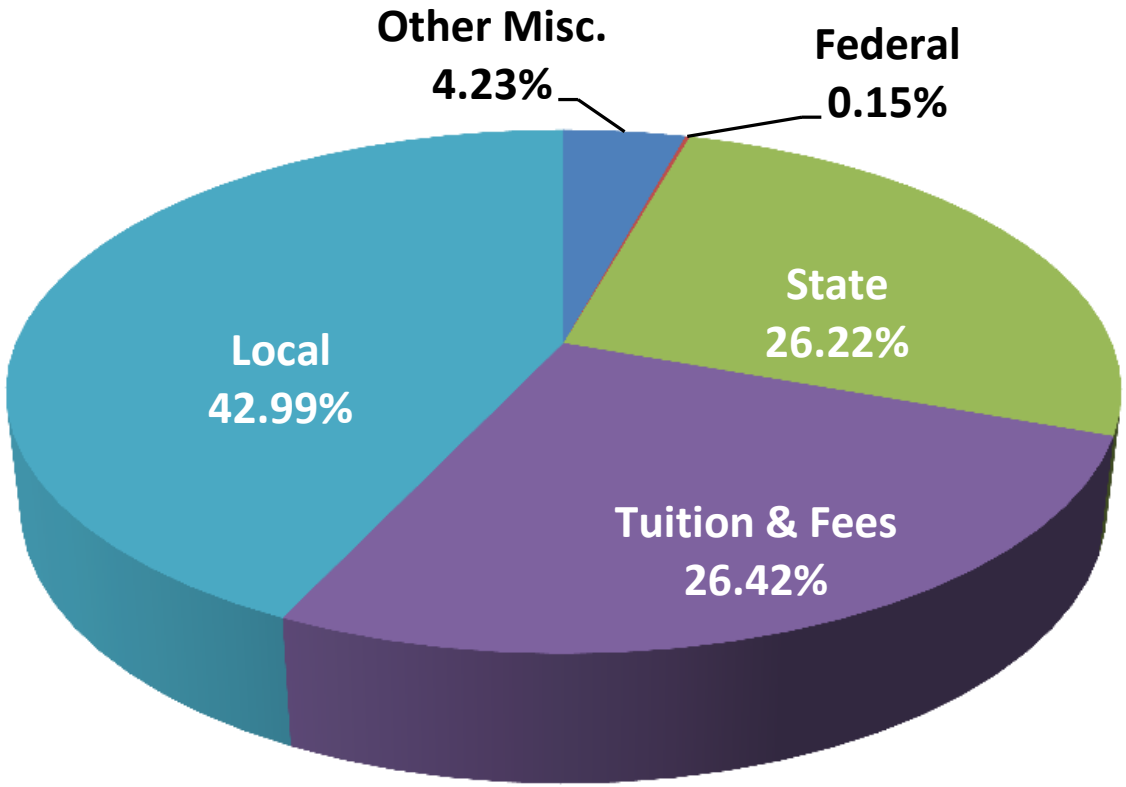

Illinois Community College Board
Table IV-12
FISCAL YEAR 1995 AUDITED OPERATING EXPENDITURES* BY FUNCTION

| Dist. No. | District | Instruction | Acad Support | Student Services | Public Service | Organ Research | Ind. Operations | Oper & Maintenance | General Administration | Instit. Support | Total |
|---|---|---|---|---|---|---|---|---|---|---|---|
| 522 | Belleville | $ 13,342,303 | $ 1,309,158 | $ 2,420,700 | $ 282,143 | $ 0 | $ 0 | $ 3,255,761 | $ 1,698,443 | $ 2,215,516 | $ 24,524,024 |
| 503 | Black Hawk | 9,760,492 | 2,318,544 | 1,969,287 | 740,918 | 0 | 0 | 2,223,236 | 2,233,663 | 2,445,008 | 21,691,148 |
| 508 | Chicago | 92,869,778 | 7,229,921 | 15,639,459 | 4,881,787 | 0 | 0 | 27,191,233 | 21,219,588 | 4,884,125 | 173,915,891 |
| 507 | Danville | 3,947,874 | 370,099 | 531,322 | 154,056 | 0 | 101,208 | 1,389,263 | 665,115 | 1,443,245 | 8,602,182 |
| 502 | DuPage | 38,313,895 | 2,846,377 | 5,803,527 | 101,144 | 0 | 0 | 7,581,376 | 5,485,864 | 3,826,531 | 63,958,714 |
| 509 | Elgin | 10,965,041 | 1,121,958 | 2,184,000 | 63,187 | 0 | 0 | 3,422,339 | 1,164,207 | 2,423,793 | 21,344,525 |
| 512 | Harper | 20,868,794 | 2,405,991 | 3,917,498 | 168,692 | 0 | 0 | 6,168,727 | 1,620,575 | 12,526,583 | 47,676,860 |
| 540 | Heartland | 3,184,626 | 629,932 | 543,314 | 152,630 | 0 | 0 | 986,664 | 753,017 | 816,973 | 7,067,156 |
| 519 | Highland | 3,328,078 | 264,897 | 579,112 | 192,963 | 0 | 0 | 930,850 | 495,636 | 949,546 | 6,741,082 |
| 514 | Illinois Central | 14,010,425 | 1,289,379 | 1,581,059 | 0 | 0 | 0 | 4,083,606 | 1,997,811 | 1,574,795 | 24,537,075 |
| 529 | Illinois Eastern | 6,591,344 | 372,337 | 585,965 | 18,179 | 0 | 0 | 1,769,523 | 1,755,484 | 1,797,591 | 12,890,423 |
| 513 | Illinois Valley | 5,021,231 | 453,993 | 670,892 | 0 | 0 | 0 | 1,323,373 | 598,173 | 816,323 | 8,883,985 |
| 525 | Joliet | 15,267,632 | 985,986 | 1,815,270 | 121,993 | 0 | 0 | 3,683,930 | 1,572,629 | 2,041,021 | 25,488,461 |
| 520 | Kankakee | 4,778,489 | 441,571 | 739,809 | 14,254 | 0 | 0 | 1,246,131 | 668,583 | 1,736,845 | 9,625,682 |
| 501 | Kaskaskia | 4,354,611 | 309,351 | 632,587 | 0 | 0 | 91,410 | 1,042,993 | 471,846 | 999,416 | 7,902,214 |
| 523 | Kishwaukee | 4,530,831 | 348,892 | 584,779 | 216,865 | 0 | 0 | 1,200,548 | 468,658 | 537,942 | 7,888,515 |
| 532 | Lake County | 17,096,466 | 2,681,546 | 2,868,913 | 1,548,420 | 0 | 0 | 3,527,018 | 2,507,333 | 4,278,683 | 34,508,379 |
| 517 | Lake Land | 6,897,693 | 257,670 | 937,686 | 0 | 0 | 0 | 1,843,013 | 354,440 | 2,035,097 | 12,325,599 |
| 536 | Lewis & Clark | 5,570,775 | 308,838 | 854,180 | 55,510 | 0 | 0 | 1,852,163 | 748,050 | 976,693 | 10,366,209 |
| 526 | Lincoln Land | 9,788,054 | 579,213 | 1,510,743 | 170,744 | 0 | 0 | 2,081,614 | 1,010,525 | 1,420,237 | 16,561,130 |
| 530 | Logan | 6,712,525 | 579,418 | 1,092,109 | 153,236 | 0 | 0 | 1,673,420 | 712,815 | 1,142,463 | 12,065,986 |
| 528 | McHenry | 5,935,469 | 1,130,952 | 1,229,747 | 725,740 | 0 | 0 | 1,408,453 | 1,157,799 | 1,075,589 | 12,663,749 |
| 524 | Moraine Valley | 15,406,735 | 1,409,300 | 3,302,232 | 1,134,373 | 0 | 0 | 4,548,807 | 1,681,419 | 5,221,918 | 32,704,784 |
| 527 | Morton | 3,777,672 | 372,531 | 718,773 | 68,213 | 0 | 154,222 | 1,057,723 | 657,171 | 1,909,101 | 8,715,406 |
| 535 | Oakton | 17,363,958 | 2,194,705 | 3,544,990 | 343,670 | 0 | 0 | 2,717,184 | 2,261,182 | 993,567 | 29,419,256 |
| 505 | Parkland | 12,697,072 | 1,282,990 | 2,043,188 | 1,085,693 | 0 | 0 | 2,583,107 | 3,195,801 | 1,582,850 | 24,470,701 |
| 515 | Prairie State | 6,406,970 | 582,655 | 1,192,210 | 0 | 0 | 0 | 1,431,039 | 1,103,392 | 1,140,836 | 11,857,102 |
| 521 | Rend Lake | 4,414,917 | 253,334 | 556,919 | 120,870 | 0 | 0 | 1,092,515 | 577,462 | 652,337 | 7,668,354 |
| 537 | Richland | 4,559,939 | 422,009 | 911,512 | 0 | 0 | 0 | 923,780 | 711,322 | 716,524 | 8,245,086 |
| 511 | Rock Valley | 11,006,496 | 1,001,615 | 1,216,231 | 746,613 | 0 | 331,414 | 2,244,473 | 1,512,605 | 1,830,543 | 19,889,990 |
| 518 | Sandburg | 3,276,727 | 250,373 | 423,287 | 10,063 | 0 | 0 | 849,020 | 557,183 | 891,028 | 6,257,681 |
| 506 | Sauk Valley | 3,641,109 | 266,705 | 732,842 | 0 | 0 | 0 | 750,457 | 538,417 | 535,469 | 6,464,999 |
| 531 | Shawnee | 2,812,803 | 189,363 | 513,683 | 0 | 0 | 0 | 729,862 | 411,901 | 319,350 | 4,976,962 |
| 510 | South Suburban | 9,332,375 | 607,239 | 1,860,436 | 1,668,112 | 0 | 0 | 1,976,556 | 1,173,726 | 2,145,801 | 18,764,245 |
| 533 | Southeastern | 3,230,564 | 239,631 | 767,731 | 36,174 | 0 | 187,894 | 759,730 | 467,743 | 879,820 | 6,569,287 |
| 534 | Spoon River | 2,486,533 | 248,116 | 450,580 | 0 | 0 | 0 | 658,871 | 362,877 | 532,748 | 4,739,725 |
| 504 | Triton | 17,508,040 | 1,026,227 | 2,204,515 | 64,100 | 0 | 0 | 4,529,576 | 1,532,895 | 8,251,478 | 35,116,831 |
| 516 | Waubonsee | 5,738,668 | 866,466 | 1,122,671 | 1,192,980 | 0 | 187,265 | 2,240,467 | 2,452,713 | 2,782,388 | 16,583,618 |
| 539 | Wood | 2,537,968 | 262,384 | 604,021 | 256,444 | 0 | 16,967 | 525,671 | 693,965 | 826,707 | 5,724,127 |
| | TOTAL | $ 429,334,972 | $ 39,711,666 | $ 70,857,779 | $ 16,489,766 | $ 0 | $ 1,070,380 | $ 109,504,072 | $ 69,252,028 | $ 83,176,480 | $ 819,397,143 |

*Expenditures made from the Education and Operations & Maintenance Funds
SOURCE OF DATA: College Audits

Illinois Community College Board
Table IV-13
FISCAL YEAR 1995 AUDITED OPERATING EXPENDITURES* BY OBJECT

| Dist. No. | District/College | Salaries | Employee Benefits | Contract. Services | General Materials | Travel | Fixed Charges | Utilities | Capital Outlay | Other | Total |
|---|---|---|---|---|---|---|---|---|---|---|---|
| 522 | Belleville | $ 18,320,509 | $ 1,128,396 | $ 657,607 | $ 1,685,854 | $ 167,775 | $ 665,666 | $ 993,253 | $ 465,391 | $ 439,573 | $ 24,524,024 |
| 503 | Black Hawk | 14,537,478 | 2,059,792 | 1,196,310 | 1,362,205 | 221,412 | 308,507 | 881,240 | 392,783 | 731,421 | 21,691,148 |
| 508 | Chicago | 120,241,397 | 16,307,138 | 5,785,448 | 17,333,860 | 512,915 | 0 | 5,930,542 | 3,163,150 | 4,641,441 | 173,915,891 |
| 507 | Danville | 5,413,664 | 626,990 | 464,157 | 616,870 | 149,738 | 81,449 | 470,140 | 557,011 | 222,163 | 8,602,182 |
| 502 | DuPage | 46,170,611 | 4,534,529 | 2,541,319 | 5,262,382 | 465,941 | 1,421,697 | 1,973,283 | 1,588,952 | 0 | 63,958,714 |
| 509 | Elgin | 15,506,578 | 309,762 | 594,523 | 1,924,543 | 215,307 | 480,605 | 1,097,813 | 1,177,318 | 38,076 | 21,344,525 |
| 512 | Harper | 31,919,306 | 4,349,386 | 1,919,848 | 3,669,278 | 367,136 | 254,398 | 1,502,487 | 3,387,632 | 307,389 | 47,676,860 |
| 540 | Heartland | 3,795,831 | 148,207 | 277,603 | 523,847 | 223,985 | 521,561 | 130,132 | 1,044,967 | 401,023 | 7,067,156 |
| 519 | Highland | 4,658,044 | 533,741 | 301,436 | 461,782 | 93,353 | 59,523 | 391,851 | 220,343 | 21,009 | 6,741,082 |
| 514 | Illinois Central | 18,401,787 | 1,467,791 | 570,164 | 2,337,443 | 301,307 | 133,392 | 961,850 | 362,241 | 1,100 | 24,537,075 |
| 529 | Illinois Eastern | 9,334,003 | 675,452 | 756,530 | 715,941 | 180,548 | 236,559 | 722,673 | 116,219 | 152,498 | 12,890,423 |
| 513 | Illinois Valley | 6,386,920 | 713,448 | 207,578 | 601,797 | 91,183 | 149,575 | 432,793 | 87,294 | 213,397 | 8,883,985 |
| 525 | Joliet | 18,109,798 | 2,120,143 | 832,933 | 1,829,010 | 271,217 | 244,559 | 830,262 | 334,128 | 916,411 | 25,488,461 |
| 520 | Kankakee | 6,223,322 | 361,955 | 542,840 | 717,460 | 100,729 | 20,939 | 429,171 | 1,029,237 | 200,029 | 9,625,682 |
| 501 | Kaskaskia | 5,268,334 | 814,264 | 474,758 | 604,283 | 76,916 | 106,797 | 401,374 | 61,537 | 93,951 | 7,902,214 |
| 523 | Kishwaukee | 5,842,759 | 347,803 | 321,011 | 516,423 | 52,357 | 170,410 | 486,851 | 150,901 | 0 | 7,888,515 |
| 532 | Lake County | 24,746,851 | 1,599,627 | 1,431,870 | 2,832,043 | 402,141 | 670,578 | 1,271,473 | 857,587 | 696,209 | 34,508,379 |
| 517 | Lake Land | 7,952,903 | 816,556 | 253,064 | 1,213,248 | 143,986 | 288,051 | 490,464 | 1,108,242 | 59,085 | 12,325,599 |
| 536 | Lewis & Clark | 7,462,407 | 364,908 | 979,213 | 655,014 | 102,743 | 75,078 | 618,056 | 108,790 | 0 | 10,366,209 |
| 526 | Lincoln Land | 11,988,352 | 1,053,016 | 798,656 | 840,072 | 200,253 | 439,851 | 733,384 | 428,808 | 78,738 | 16,561,130 |
| 530 | Logan | 8,892,661 | 732,782 | 396,476 | 818,905 | 209,000 | 8,569 | 477,894 | 298,908 | 230,791 | 12,065,986 |
| 528 | McHenry | 8,693,808 | 1,435,841 | 698,646 | 907,448 | 177,094 | -3,338 | 452,352 | 144,205 | 157,693 | 12,663,749 |
| 524 | Moraine Valley | 20,303,176 | 2,574,281 | 1,862,443 | 2,925,391 | 287,856 | 266,360 | 799,641 | 2,914,834 | 770,802 | 32,704,784 |
| 527 | Morton | 5,992,723 | 1,154,920 | 251,345 | 528,184 | 49,250 | 24,454 | 385,325 | 93,359 | 235,846 | 8,715,406 |
| 535 | Oakton | 21,423,586 | 2,392,865 | 2,045,225 | 1,736,624 | 198,654 | 314,586 | 883,914 | 423,802 | 0 | 29,419,256 |
| 505 | Parkland | 17,284,259 | 1,487,358 | 903,669 | 1,703,773 | 273,476 | 183,868 | 981,387 | 1,068,534 | 584,377 | 24,470,701 |
| 515 | Prairie State | 8,394,687 | 711,969 | 614,127 | 844,886 | 122,453 | 18,968 | 548,220 | 411,097 | 190,695 | 11,857,102 |
| 521 | Rend Lake | 5,513,675 | 269,805 | 766,040 | 463,594 | 86,152 | 33,524 | 362,675 | 172,889 | 0 | 7,668,354 |
| 537 | Richland | 6,027,602 | 526,601 | 369,116 | 685,859 | 73,330 | 293,479 | 0 | 81,089 | 188,010 | 8,245,086 |
| 511 | Rock Valley | 13,155,305 | 1,766,926 | 1,208,676 | 1,611,411 | 262,647 | 26,004 | 737,621 | 976,438 | 144,962 | 19,889,990 |
| 518 | Sandburg | 4,302,671 | 280,548 | 579,245 | 314,498 | 83,144 | 10,133 | 295,259 | 264,963 | 127,220 | 6,257,681 |
| 506 | Sauk Valley | 4,597,531 | 592,008 | 197,876 | 469,864 | 110,646 | 0 | 227,783 | 227,068 | 42,223 | 6,464,999 |
| 531 | Shawnee | 3,635,412 | 36,058 | 271,741 | 487,808 | 68,638 | 40,016 | 302,010 | 107,069 | 28,210 | 4,976,962 |
| 510 | South Suburban | 12,632,419 | 1,726,582 | 491,262 | 1,657,558 | 105,237 | 441,216 | 1,035,839 | 416,267 | 257,865 | 18,764,245 |
| 533 | Southeastern | 3,969,421 | 277,297 | 638,706 | 409,851 | 150,908 | 43,831 | 322,929 | 254,338 | 502,006 | 6,569,287 |
| 534 | Spoon River | 3,175,168 | 163,600 | 124,768 | 455,125 | 63,280 | 31,544 | 300,471 | 201,365 | 224,404 | 4,739,725 |
| 504 | Triton | 24,228,384 | 3,335,424 | 1,331,132 | 2,049,773 | 152,379 | 875,336 | 1,290,686 | 1,387,283 | 466,434 | 35,116,831 |
| 516 | Waubonsee | 10,705,342 | 869,872 | 629,010 | 2,055,362 | 239,619 | 404,368 | 755,366 | 686,222 | 238,457 | 16,583,618 |
| 539 | Wood | 3,814,873 | 384,771 | 257,821 | 494,045 | 136,657 | 133,719 | 192,792 | 151,652 | 157,797 | 5,724,127 |
| | STATE TOTALS | $ 569,023,557 | $ 61,052,412 | $ 34,544,192 | $ 66,323,314 | $ 7,191,362 | $ 9,475,832 | $ 31,101,256 | $ 26,923,913 | $ 13,761,305 | $ 819,397,143 |

*Expenditures made from the Education and Operations and Maintenance Funds.
SOURCE OF DATA: College Audits

Illinois Community College Board
Table IV-14
FISCAL YEAR 1995 TOTAL CURRENT FUNDS* REVENUE BY SOURCE

| Dist. No. | District | Local Tax Revenue | Other Local Revenue | ICCB Grants | Other State Revenue | Federal Revenue | Tuition and Fees | Other Misc. Revenue | Total |
|---|---|---|---|---|---|---|---|---|---|
| 522 | Belleville | $ 4,920,616 | $ 1,411,528 | $ 11,663,674 | $ 2,232,855 | $ 5,574,543 | $ 9,089,835 | $ 3,697,630 | $ 38,590,681 |
| 503 | Black Hawk | 5,395,487 | 90,289 | 7,371,454 | 6,703,613 | 4,957,012 | 8,722,266 | 4,043,500 | 37,283,621 |
| 508 | Chicago | 71,259,865 | 0 | 54,999,503 | 20,983,639 | 32,463,972 | 35,563,803 | 8,591,242 | 223,862,024 |
| 507 | Danville | 2,758,252 | 728,332 | 3,490,693 | 1,022,437 | 4,728,393 | 2,719,843 | 283,770 | 15,731,720 |
| 502 | DuPage | 37,855,312 | 258,057 | 12,668,051 | 2,800,529 | 2,879,931 | 22,749,695 | 6,015,433 | 85,227,008 |
| 509 | Elgin | 15,454,081 | 89,661 | 4,201,229 | 1,219,184 | 500,731 | 5,477,479 | 4,817,050 | 31,759,415 |
| 512 | Harper | 30,560,483 | 142,791 | 6,865,061 | 2,044,678 | 56,806 | 13,124,218 | 6,779,947 | 59,573,984 |
| 540 | Heartland | 3,781,784 | 0 | 1,466,000 | 82,739 | 761,006 | 1,952,468 | 340,186 | 8,384,183 |
| 519 | Highland | 2,393,618 | 0 | 2,605,419 | 874,109 | 1,309,654 | 2,189,797 | 1,559,419 | 10,932,016 |
| 514 | Illinois Central | 8,481,710 | 364,285 | 7,901,102 | 5,129,350 | 4,705,097 | 8,211,463 | 7,366,820 | 42,159,827 |
| 529 | Illinois Eastern | 2,114,747 | 41,144 | 8,289,703 | 2,380,608 | 4,441,865 | 1,983,241 | 2,387,572 | 21,638,880 |
| 513 | Illinois Valley | 4,006,746 | 20,626 | 2,337,432 | 1,270,984 | 2,398,103 | 2,919,538 | 2,399,055 | 15,352,484 |
| 525 | Joliet | 12,135,475 | 1,184,804 | 5,176,333 | 780,183 | 3,723,729 | 8,198,914 | 7,936,671 | 39,136,109 |
| 520 | Kankakee | 2,371,386 | 6,462 | 4,922,460 | 1,006,954 | 4,595,143 | 2,981,591 | 1,966,265 | 17,850,261 |
| 501 | Kaskaskia | 1,691,851 | 44,187 | 4,004,060 | 1,231,847 | 2,310,681 | 2,411,449 | 1,413,377 | 13,107,452 |
| 523 | Kishwaukee | 3,714,171 | 22,403 | 2,519,870 | 756,430 | 814,233 | 2,574,513 | 929,371 | 11,330,991 |
| 532 | Lake County | 22,155,673 | 783,722 | 5,332,841 | 3,694,620 | 2,917,890 | 9,363,700 | 5,651,901 | 49,900,347 |
| 517 | Lake Land | 3,189,297 | 71,245 | 4,345,469 | 4,082,949 | 2,627,568 | 4,261,322 | 1,942,136 | 20,519,986 |
| 536 | Lewis & Clark | 4,223,336 | 12,071 | 3,529,624 | 2,912,669 | 4,242,361 | 3,687,560 | 828,205 | 19,435,826 |
| 526 | Lincoln Land | 8,582,436 | 20,880 | 3,669,984 | 2,354,021 | 1,891,299 | 4,385,303 | 5,390,175 | 26,294,098 |
| 530 | Logan | 1,993,767 | 10,065 | 6,784,207 | 1,437,501 | 4,516,657 | 3,337,583 | 875,498 | 18,955,278 |
| 528 | McHenry | 8,312,977 | 10,501 | 2,147,914 | 759,629 | 927,978 | 4,147,460 | 2,041,705 | 18,348,164 |
| 524 | Moraine Valley | 14,108,287 | 6,789,781 | 7,327,879 | 3,963,487 | 445,290 | 11,712,425 | 4,328,694 | 48,675,843 |
| 527 | Morton | 5,069,089 | 81,560 | 1,833,280 | 1,482,447 | 615,857 | 2,188,098 | 1,182,303 | 12,452,634 |
| 535 | Oakton | 23,242,503 | 145,697 | 5,291,025 | 2,445,408 | 2,282,868 | 9,011,201 | 8,273,235 | 50,691,937 |
| 505 | Parkland | 9,502,571 | 322,482 | 6,281,268 | 2,763,774 | 1,552,661 | 9,097,999 | 3,709,808 | 33,230,563 |
| 515 | Prairie State | 5,136,322 | 27,313 | 2,763,692 | 843,715 | 2,228,470 | 4,784,305 | 752,858 | 16,536,675 |
| 521 | Rend Lake | 1,313,455 | 0 | 4,016,425 | 2,556,383 | 3,012,087 | 1,853,021 | 1,792,243 | 14,543,614 |
| 537 | Richland | 3,532,631 | 28,575 | 2,259,873 | 1,797,400 | 1,014,934 | 2,581,776 | 624,223 | 11,839,412 |
| 511 | Rock Valley | 11,307,609 | 32,512 | 3,847,896 | 3,400,107 | 3,302,179 | 5,924,107 | 993,426 | 28,807,836 |
| 518 | Sandburg | 2,411,701 | 307,251 | 2,084,841 | 1,083,935 | 1,792,854 | 2,346,576 | 2,123,242 | 12,150,400 |
| 506 | Sauk Valley | 2,724,615 | 0 | 2,326,568 | 592,231 | 1,513,615 | 1,902,384 | 1,748,844 | 10,808,257 |
| 531 | Shawnee | 793,843 | 5,437 | 2,690,240 | 741,068 | 3,213,034 | 1,435,708 | 1,552,357 | 10,431,687 |
| 510 | South Suburban | 7,448,828 | 99,518 | 6,274,845 | 1,824,031 | 4,484,803 | 6,729,733 | 8,266,148 | 35,127,906 |
| 533 | Southeastern | 1,058,629 | 40,565 | 4,179,117 | 1,788,518 | 2,973,588 | 4,213,795 | 761,660 | 15,015,872 |
| 534 | Spoon River | 1,548,629 | 3,333 | 1,613,185 | 991,289 | 1,413,953 | 1,692,341 | 947,292 | 8,210,022 |
| 504 | Triton | 16,946,749 | 911,469 | 7,762,346 | 2,253,755 | 4,357,538 | 12,228,525 | 5,302,105 | 49,762,487 |
| 516 | Waubonsee | 8,882,676 | 118,503 | 2,899,994 | 3,671,238 | 1,923,333 | 3,700,211 | 4,816,137 | 26,012,092 |
| 539 | Wood | 1,621,238 | 60,520 | 1,951,200 | 675,656 | 2,160,804 | 2,073,400 | 1,106,913 | 9,649,731 |
| | TOTALS | $ 374,002,445 | $ 14,287,569 | $ 231,695,757 | $ 98,635,970 | $ 131,632,520 | $ 243,528,646 | $ 125,538,416 | $ 1,219,321,323 |

*Revenues received in the Education, Operation and Maintenance (including PBC), Restricted Purposes, Auxiliary Services, Liability/Protection/Settlement, and Audit Funds.

SOURCE OF DATA: College Audits

Illinois Community College Board
Table IV-15
FISCAL YEAR 1995 TOTAL CURRENT FUND* EXPENDITURES BY FUNCTION

| Dist. No. | District | Instruction | Academic Support | Student Services | Public Service | Organized Research | Independent Operations | Operation & Maintenance | General Administration | Institutional Support | Total |
|---|---|---|---|---|---|---|---|---|---|---|---|
| 522 | Belleville | $ 14,497,733 | $ 1,309,158 | $ 6,335,231 | $ 3,478,445 | $ 0 | $ 3,152,203 | $ 3,255,761 | $ 1,698,443 | $ 2,967,701 | $ 36,694,675 |
| 503 | Black Hawk | 11,218,748 | 3,945,160 | 8,321,849 | 2,492,840 | 0 | 2,773,189 | 2,340,863 | 2,277,555 | 3,834,417 | 37,204,621 |
| 508 | Chicago | 104,122,481 | 17,046,060 | 38,620,100 | 8,637,350 | 0 | 0 | 27,191,333 | 21,219,588 | 11,292,842 | 228,129,754 |
| 507 | Danville | 4,197,576 | 370,099 | 3,770,945 | 2,356,952 | 0 | 817,945 | 1,389,263 | 717,377 | 1,801,838 | 15,421,995 |
| 502 | DuPage | 40,093,070 | 2,846,377 | 7,950,541 | 4,567,542 | 0 | 4,390,172 | 7,581,376 | 6,052,325 | 6,654,114 | 80,135,517 |
| 509 | Elgin | 11,119,058 | 1,335,072 | 2,302,624 | 2,042,122 | 0 | 3,799,518 | 3,721,434 | 1,615,998 | 3,145,426 | 29,081,252 |
| 512 | Harper | 21,392,092 | 2,583,842 | 4,931,965 | 2,991,345 | 0 | 4,761,721 | 6,168,727 | 1,620,575 | 13,735,165 | 58,185,432 |
| 540 | Heartland | 3,345,369 | 629,932 | 1,206,724 | 188,030 | 0 | 0 | 1,062,231 | 753,017 | 933,627 | 8,118,930 |
| 519 | Highland | 4,538,093 | 285,921 | 1,773,465 | 393,373 | 0 | 668,133 | 955,895 | 533,070 | 1,518,116 | 10,666,066 |
| 514 | Illinois Central | 16,165,343 | 1,984,394 | 5,868,370 | 501,998 | 0 | 5,056,031 | 4,559,502 | 1,997,811 | 3,324,327 | 39,457,776 |
| 529 | Illinois Eastern | 8,509,960 | 373,508 | 4,166,846 | 77,125 | 0 | 1,918,816 | 1,769,523 | 1,907,954 | 2,824,593 | 21,548,325 |
| 513 | Illinois Valley | 6,454,076 | 481,200 | 1,505,958 | 1,143,887 | 0 | 1,648,945 | 1,471,803 | 701,286 | 1,540,116 | 14,947,271 |
| 525 | Joliet | 17,888,182 | 985,986 | 3,106,977 | 1,051,341 | 0 | 6,994,431 | 3,684,007 | 1,592,974 | 2,713,927 | 38,017,825 |
| 520 | Kankakee | 6,204,923 | 441,571 | 1,760,603 | 2,996,000 | 0 | 1,068,360 | 1,246,131 | 668,583 | 2,003,501 | 16,389,672 |
| 501 | Kaskaskia | 5,609,426 | 309,351 | 2,842,672 | 0 | 0 | 1,354,335 | 1,112,740 | 518,754 | 1,337,804 | 13,085,082 |
| 523 | Kishwaukee | 5,023,835 | 1,506,753 | 1,409,933 | 406,946 | 63,626 | 38,547 | 1,200,548 | 901,589 | 537,942 | 11,089,719 |
| 532 | Lake County | 17,096,466 | 2,681,546 | 7,208,152 | 1,914,807 | 0 | 5,897,737 | 3,527,018 | 2,615,010 | 5,360,785 | 46,301,521 |
| 517 | Lake Land | 10,289,446 | 257,670 | 3,937,502 | 592,671 | 0 | 576,015 | 1,844,513 | 430,153 | 2,643,852 | 20,571,822 |
| 536 | Lewis & Clark | 9,078,325 | 316,873 | 3,084,272 | 1,638,530 | 0 | 591,849 | 1,852,163 | 748,050 | 2,158,641 | 19,468,703 |
| 526 | Lincoln Land | 12,013,483 | 583,682 | 2,015,691 | 2,750,286 | 0 | 1,612,836 | 2,081,614 | 1,010,525 | 3,352,307 | 25,420,424 |
| 530 | Logan | 8,273,820 | 774,521 | 4,408,547 | 307,853 | 0 | 620,031 | 1,680,929 | 722,207 | 2,034,079 | 18,821,987 |
| 528 | McHenry | 6,161,817 | 1,179,087 | 2,398,134 | 1,034,968 | 0 | 1,868,971 | 1,408,453 | 1,175,499 | 1,517,989 | 16,744,918 |
| 524 | Moraine Valley | 17,339,506 | 1,409,390 | 4,486,196 | 2,036,245 | 0 | 0 | 4,715,457 | 1,681,419 | 14,364,426 | 46,032,639 |
| 527 | Morton | 4,204,076 | 372,531 | 1,336,314 | 211,618 | 0 | 905,250 | 1,810,524 | 657,171 | 2,596,759 | 12,094,243 |
| 535 | Oakton | 19,738,641 | 2,567,599 | 5,026,982 | 523,821 | 0 | 8,208,942 | 3,272,924 | 2,261,182 | 1,746,152 | 43,346,243 |
| 505 | Parkland | 14,863,895 | 1,774,649 | 2,182,612 | 1,802,131 | 0 | 2,342,169 | 2,583,107 | 3,212,946 | 3,173,469 | 31,934,978 |
| 515 | Prairie State | 7,451,388 | 582,655 | 2,398,438 | 671,792 | 0 | 0 | 1,781,434 | 1,103,392 | 1,617,664 | 15,606,763 |
| 521 | Rend Lake | 6,228,300 | 253,334 | 3,389,659 | 815,235 | 0 | 928,877 | 1,161,294 | 577,462 | 979,054 | 14,333,215 |
| 537 | Richland | 5,523,321 | 422,009 | 2,323,540 | 827,247 | 0 | 183,945 | 923,780 | 711,322 | 1,111,019 | 12,026,183 |
| 511 | Rock Valley | 11,534,445 | 1,001,615 | 3,535,490 | 3,838,264 | 0 | 331,414 | 2,244,473 | 1,862,222 | 2,768,143 | 27,116,066 |
| 518 | Sandburg | 5,062,439 | 250,373 | 2,594,629 | 396,043 | 0 | 0 | 849,020 | 569,200 | 2,110,057 | 11,831,761 |
| 506 | Sauk Valley | 4,186,402 | 266,705 | 1,962,913 | 136,984 | 0 | 1,481,095 | 750,457 | 538,417 | 1,134,050 | 10,457,023 |
| 531 | Shawnee | 3,699,312 | 354,327 | 2,321,394 | 881,982 | 0 | 1,130,637 | 729,862 | 411,901 | 737,704 | 10,267,119 |
| 510 | South Suburban | 9,803,605 | 609,239 | 5,878,828 | 2,354,221 | 0 | 2,647,645 | 1,976,556 | 1,187,547 | 5,704,696 | 30,162,337 |
| 533 | Southeastern | 5,456,779 | 433,175 | 5,802,962 | 262,890 | 0 | 679,957 | 759,792 | 467,743 | 1,058,203 | 14,921,501 |
| 534 | Spoon River | 2,865,256 | 248,116 | 1,598,726 | 388,161 | 0 | 792,081 | 658,871 | 362,877 | 995,506 | 7,909,594 |
| 504 | Triton | 18,792,035 | 1,047,998 | 5,429,248 | 946,766 | 0 | 3,779,011 | 4,529,576 | 1,532,895 | 10,548,078 | 46,605,607 |
| 516 | Waubonsee | 6,489,001 | 3,568,905 | 2,690,916 | 1,659,827 | 0 | 1,823,325 | 2,240,467 | 2,452,713 | 3,531,236 | 24,456,390 |
| 539 | Wood | 2,982,693 | 298,072 | 2,239,553 | 737,706 | 0 | 641,267 | 525,671 | 840,163 | 1,228,276 | 9,493,401 |
| | | $ 489,514,416 | $ 57,688,455 | $ 174,125,501 | $ 60,055,344 | $ 63,626 | $ 75,485,400 | $ 112,619,092 | $ 71,908,915 | $ 132,637,601 | $ 1,174,098,350 |

*Expenditures made from the Education, Operation and Maintenance (including PBC), Restricted Purposes, Auxiliary Services, Liability/Protection/Settlement, and Audit Funds.
SOURCE OF DATA: College Audits

Illinois Community College Board
Table IV-16
TOTAL ENERGY COSTS
FISCAL YEAR 1995

| Dist. No. | District | Total Utility Costs | Total Utility Costs Per GSF (a) |
|---|---|---|---|
| 522 | Belleville | $ 772,000 | $ 1.60 |
| 503 | Black Hawk | 759,054 | $ 1.48 |
| 508 | Chicago | 5,891,968 | $ 1.34 |
| 507 | Danville | 387,887 | $ 0.89 |
| 502 | DuPage | 1,563,288 | $ 1.17 |
| 509 | Elgin | 943,161 | $ 1.58 |
| 512 | Harper | 1,232,604 | $ 1.68 |
| 540 | Heartland | 86,780 | $ 0.95 |
| 519 | Highland | 353,146 | $ 1.16 |
| 514 | Illinois Central | 754,065 | $ 1.00 |
| 529 | Illinois Eastern | 605,442 | $ 1.15 |
| 513 | Illinois Valley | 377,000 | $ 1.21 |
| 525 | Joliet | 663,817 | $ 1.25 |
| 520 | Kankakee | 365,108 | $ 1.39 |
| 501 | Kaskaskia | 295,748 | $ 1.29 |
| 523 | Kishwaukee | 404,000 | $ 1.25 |
| 532 | Lake County | 1,046,412 | $ 1.90 |
| 517 | Lake Land | 333,478 | $ 1.33 |
| 536 | Lewis & Clark | 454,509 | $ 1.04 |
| 526 | Lincoln Land | 546,769 | $ 1.71 |
| 530 | Logan | 349,164 | $ 1.08 |
| 528 | McHenry | 347,627 | $ 1.32 |
| 524 | Moraine Valley | 792,182 | $ 1.21 |
| 527 | Morton | 386,074 | $ 1.65 |
| 535 | Oakton | 860,646 | $ 1.57 |
| 505 | Parkland | 926,384 | $ 1.92 |
| 515 | Prairie State | 482,481 | $ 1.55 |
| 521 | Rend Lake | 267,705 | $ 1.09 |
| 537 | Richland | 200,057 | $ 0.99 |
| 511 | Rock Valley | 609,799 | $ 1.28 |
| 518 | Sandburg | 243,961 | $ 1.30 |
| 506 | Sauk Valley | 179,453 | $ 0.44 |
| 531 | Shawnee | 220,200 | $ 1.97 |
| 510 | South Suburban | 888,326 | $ 1.68 |
| 533 | Southeastern | 272,565 | $ 1.57 |
| 534 | Spoon River | 196,623 | $ 1.01 |
| 504 | Triton | 1,154,803 | $ 1.42 |
| 516 | Waubonsee | 640,283 | $ 1.28 |
| 539 | Wood | 118,000 | $ 1.22 |
| | TOTAL/AVERAGE | $ 26,972,568 | $ 1.34 |

(a) GSF - Gross Square Feet
SOURCE OF DATA: 1995 Tax Revenue and Budget Information Request

# Section V
# FACILITIES DATA

This section on facilities presents two types of data; the first part gives data on physical facilities available on community college campuses and the second briefly describes how the facilities were financed.

Table V-1 summarizes the total acreage on each college campus by nine categories of land use.

Table V-2 summarizes the total net assignable square feet (NASF) and gross square feet (GSF) available on each community college campus as of fall 1995.

Table V-3 lists the square footage of all on-campus facilities under construction or approved for construction as of fall 1995.

Table V-4 presents the total NASF by room use classification. Tables V-5 through V-7 show the NASF by function of space on each campus for completed facilities. The NASF is shown for state-funded facilities, locally funded facilities, and temporary facilities.

Table V-8 shows the NASF by function of space in state-funded facilities under construction. Table V-9 shows this breakdown for locally funded permanent facilities approved or under construction.

Table V-10 presents a computed figure for space (room use category) per student (l0th day on-campus FTE).

Table V-11 shows the amount of space per college justified for state-supported construction based on the enrollment criteria utilized by both the IBHE and the ICCB. The calculation is based on full-time equivalent students (FTE). The formula used is explained in ICCB Rule 1501.603c4C.

Table V-12 depicts the number of protection, health, and safety projects approved and the budgeted amounts for these projects.

Table V-13 lists the project and funding for all capital projects completed since January 1990.

Tables V-14 through V-19 list projects currently under construction or approved as of August 1995. Table V-14 includes regular capital projects; Table V-15 identifies projects funded with protection, health, and safety monies; and Table V-16 lists repair and renovation grants funded through Build Illinois for fiscal year 1993. Tables V-17 and V-18 show capital renewal grants for fiscal years 1994 and 1995, respectively.

Illinois Community College Board
Table V-1
SUMMARY OF ACRES BY USE FOR ILLINOIS PUBLIC COMMUNITY COLLEGES AS OF AUGUST 1, 1995

| Dist. No. | District/College | Landscaped Grounds | P.E. & Athletic Fields | Buildings/ Structures | Experiment Plots | Other Instruc. Areas | Parking Lots | Roadways | Pond Retention & Drainage | Other | Total Assigned Area | Unassigned | Total Acres | Total Funded by State |
|---|---|---|---|---|---|---|---|---|---|---|---|---|---|---|
| 522 | Belleville | 38.35 | 10.60 | 9.05 | 5.00 | 1.09 | 16.69 | 15.62 | 2.64 | 91.82 | 190.86 | 9.77 | 200.63 | 151.00 |
| 503 | Black Hawk | 71.85 | 13.86 | 9.59 | 11.00 | 3.00 | 19.10 | 7.50 | 5.28 | 0.00 | 141.18 | 121.82 | 263.00 | 160.35 |
| 508 | Chicago | | | | | | | | | | | | | |
| | Daley | 4.28 | 2.65 | 4.20 | 0.00 | 0.00 | 12.46 | 1.94 | 0.00 | 0.00 | 25.53 | 0.00 | 25.53 | 0.00 |
| | Kennedy | 3.14 | 1.25 | 7.76 | 0.00 | 0.00 | 6.73 | 0.59 | 0.00 | 0.70 | 20.20 | 0.00 | 20.20 | 0.00 |
| | Malcolm | 4.93 | 0.00 | 5.25 | 0.00 | 0.00 | 9.67 | 0.00 | 0.00 | 0.46 | 20.31 | 0.75 | 21.06 | 10.23 |
| | Olive | 50.47 | 0.10 | 3.55 | 0.00 | 0.00 | 7.68 | 0.50 | 0.00 | 8.85 | 71.15 | 0.00 | 71.15 | 0.00 |
| | Truman | 2.29 | 1.24 | 4.06 | 0.00 | 0.67 | 4.13 | 0.20 | 0.00 | 0.00 | 12.59 | 0.00 | 12.59 | 5.49 |
| | Washington | 0.00 | 0.00 | 0.66 | 0.00 | 0.00 | 0.00 | 0.00 | 0.00 | 0.00 | 0.66 | 0.00 | 0.66 | 0.00 |
| | Wright | 6.30 | 0.91 | 12.43 | 0.00 | 0.00 | 8.56 | 0.00 | 0.00 | 0.00 | 28.20 | 0.00 | 28.20 | 28.20 |
| 507 | Danville | 2.93 | 0.00 | 0.83 | 1.70 | 0.00 | 1.19 | 0.50 | 0.00 | 0.00 | 7.16 | 0.00 | 7.16 | 4.17 |
| 502 | DuPage | 71.89 | 24.43 | 25.55 | 42.00 | 0.27 | 79.52 | 7.38 | 12.25 | 22.22 | 285.51 | 11.98 | 297.49 | 13.80 |
| 509 | Elgin | 48.00 | 0.00 | 12.80 | 0.00 | 1.50 | 28.20 | 6.00 | 9.50 | 0.00 | 106.00 | 13.00 | 119.00 | 119.00 |
| 512 | Harper | 0.00 | 21.00 | 35.00 | 0.00 | 49.00 | 35.00 | 27.00 | 8.00 | 17.00 | 192.00 | 0.00 | 192.00 | 92.00 |
| 540 | Heartland | 0.00 | 0.00 | 0.00 | 0.00 | 0.00 | 0.00 | 0.00 | 0.00 | 0.00 | 0.00 | 0.00 | 0.00 | 0.00 |
| 519 | Highland | 22.70 | 30.00 | 7.25 | 0.00 | 0.00 | 20.00 | 10.00 | 10.05 | 0.00 | 100.00 | 0.00 | 100.00 | 47.95 |
| 514 | Illinois Central | 112.79 | 6.10 | 7.60 | 3.80 | 0.00 | 24.81 | 12.00 | 3.80 | 261.89 | 432.79 | 0.00 | 432.79 | 32.35 |
| 529 | Illinois Eastern | | | | | | | | | | | | | |
| | Frontier | 3.80 | 0.00 | 1.00 | 0.00 | 0.00 | 0.50 | 0.10 | 0.00 | 0.00 | 5.30 | 5.16 | 8.00 | 0.00 |
| | Lincoln Trail | 12.00 | 5.00 | 3.50 | 0.00 | 0.00 | 6.50 | 5.00 | 2.00 | 5.00 | 39.00 | 86.00 | 125.00 | 0.00 |
| | Olney Central | 81.00 | 17.00 | 8.00 | 0.50 | 0.00 | 5.20 | 1.10 | 1.00 | 0.00 | 113.80 | 14.20 | 128.00 | 0.00 |
| | Wabash | 5.00 | 2.00 | 9.00 | 0.00 | 0.00 | 3.75 | 1.00 | 2.00 | 0.00 | 22.75 | 17.25 | 40.00 | 0.00 |
| 513 | Illinois Valley | 36.00 | 26.00 | 7.00 | 0.00 | 0.00 | 18.00 | 2.00 | 3.00 | 0.00 | 92.00 | 323.40 | 415.40 | 56.00 |
| 525 | Joliet | 62.20 | 36.00 | 17.30 | 0.00 | 140.00 | 31.90 | 8.60 | 22.00 | 0.00 | 338.00 | 67.00 | 395.00 | 80.00 |
| 520 | Kankakee | 39.09 | 24.60 | 9.00 | 18.00 | 0.00 | 14.71 | 5.50 | 1.30 | 64.30 | 176.50 | 1.00 | 177.50 | 128.70 |
| 501 | Kaskaskia | 140.42 | 15.00 | 13.58 | 4.00 | 4.00 | 9.72 | 3.28 | 0.00 | 0.00 | 190.00 | 0.00 | 190.00 | 0.00 |
| 523 | Kishwaukee | 33.30 | 7.00 | 26.80 | 22.30 | 0.00 | 11.00 | 2.00 | 6.00 | 0.00 | 108.40 | 11.60 | 120.00 | 63.50 |
| 532 | Lake County | 77.35 | 8.28 | 7.69 | 1.50 | 12.00 | 28.80 | 3.64 | 7.00 | 0.00 | 146.26 | 87.37 | 233.63 | 51.52 |
| 517 | Lake Land | 83.80 | 3.52 | 5.77 | 21.00 | 169.80 | 11.69 | 6.29 | 5.80 | 0.00 | 307.67 | 0.00 | 307.67 | 20.76 |
| 536 | Lewis & Clark | 76.00 | 9.00 | 15.00 | 0.00 | 0.00 | 8.00 | 4.00 | 1.00 | 0.00 | 113.00 | 105.00 | 218.00 | 218.00 |
| 526 | Lincoln Land | 53.00 | 35.00 | 7.20 | 31.50 | 0.00 | 19.50 | 4.00 | 7.00 | 7.00 | 164.20 | 57.00 | 221.20 | 118.40 |
| 530 | Logan | 12.80 | 19.80 | 7.90 | 0.00 | 0.00 | 17.80 | 4.50 | 3.10 | 0.00 | 65.90 | 95.10 | 161.00 | 57.50 |
| 528 | McHenry | 7.00 | 11.00 | 6.00 | 5.00 | 16.00 | 13.00 | 2.00 | 4.00 | 0.00 | 64.00 | 44.00 | 108.00 | 31.00 |
| 524 | Moraine Valley | 41.00 | 15.00 | 12.00 | 40.00 | 0.00 | 20.00 | 8.00 | 3.00 | 0.00 | 139.00 | 155.00 | 294.00 | 0.00 |
| 527 | Morton | 0.52 | 0.00 | 2.67 | 0.00 | 0.00 | 7.28 | 2.10 | 4.36 | 1.67 | 24.60 | 12.55 | 37.15 | 15.56 |
| 535 | Oakton | 31.00 | 29.25 | 7.00 | 1.75 | 62.50 | 29.00 | 7.50 | 25.00 | 0.00 | 193.00 | 0.00 | 193.00 | 147.00 |
| 505 | Parkland | 93.00 | 65.00 | 8.00 | 25.00 | 0.00 | 26.00 | 7.00 | 6.00 | 0.00 | 230.00 | 0.00 | 230.00 | 179.00 |
| 515 | Prairie State | 46.00 | 7.00 | 4.00 | 0.00 | 0.00 | 18.00 | 4.00 | 3.00 | 0.00 | 82.00 | 39.00 | 121.00 | 26.00 |
| 521 | Rend Lake | 52.00 | 6.00 | 8.00 | 217.50 | 0.00 | 5.50 | 4.00 | 2.00 | 0.00 | 295.00 | 0.00 | 295.00 | 0.00 |
| 537 | Richland | 36.20 | 6.00 | 3.75 | 0.00 | 58.65 | 5.90 | 3.00 | 1.50 | 2.00 | 117.00 | 0.00 | 117.00 | 0.00 |
| 511 | Rock Valley | 102.82 | 22.00 | 4.04 | 0.17 | 0.00 | 10.88 | 3.17 | 3.00 | 59.00 | 205.08 | 14.70 | 219.78 | 78.00 |
| 518 | Sandburg | 38.74 | 10.00 | 5.40 | 6.00 | 0.00 | 6.25 | 4.00 | 0.75 | 25.35 | 100.49 | 7.51 | 108.00 | 0.00 |
| 506 | Sauk Valley | 95.46 | 12.62 | 7.85 | 11.70 | 0.00 | 12.53 | 4.21 | 0.13 | 0.00 | 144.50 | 0.00 | 144.50 | 81.50 |
| 531 | Shawnee | 22.00 | 4.10 | 3.40 | 2.00 | 2.00 | 7.00 | 1.70 | 4.00 | 116.70 | 163.00 | 2.00 | 165.00 | 50.90 |
| 510 | South Suburban | 54.40 | 8.10 | 8.10 | 0.00 | 0.00 | 25.62 | 6.30 | 4.20 | 0.00 | 106.70 | 10.50 | 117.20 | 35.10 |
| 533 | Southeastern | 5.78 | 24.00 | 4.00 | 0.00 | 0.00 | 9.22 | 2.00 | 9.00 | 0.00 | 54.00 | 94.00 | 148.00 | 50.00 |
| 534 | Spoon River | 13.00 | 10.00 | 3.00 | 15.00 | 2.00 | 5.00 | 3.00 | 10.00 | 0.00 | 61.00 | 99.00 | 160.00 | 28.00 |
| 601 | State Community | 10.00 | 0.00 | 197.00 | 0.00 | 0.00 | 2.34 | 1.50 | 0.00 | 0.00 | 15.81 | 18.42 | 34.23 | 25.73 |
| 504 | Triton | 28.38 | 12.57 | 10.51 | 0.00 | 0.00 | 37.36 | 9.20 | 1.00 | 3.75 | 102.77 | 0.00 | 102.77 | 55.00 |
| 516 | Waubonsee | 65.50 | 8.80 | 7.00 | 0.00 | 16.00 | 18.00 | 4.00 | 6.50 | 0.00 | 125.80 | 109.10 | 234.90 | 26.20 |
| 539 | Wood | 4.80 | 3.70 | 6.75 | 10.50 | 0.00 | 3.50 | 1.00 | 3.50 | 0.25 | 34.00 | 17.90 | 51.90 | 36.90 |
| | TOTALS | 1903.28 | 575.48 | 592.80 | 496.92 | 538.48 | 723.19 | 217.92 | 203.66 | 687.96 | 5774.67 | 1651.08 | 7413.28 | 2324.82 |

SOURCE OF DATA: RAMP/CC Table C1.3 (FY 1997)

Illinois Community College Board
Table V-2
SUMMARY OF TOTAL SQUARE FOOTAGE AVAILABLE ON ILLINOIS PUBLIC COMMUNITY COLLEGE CAMPUSES AS OF AUGUST 1, 1995

| Dist. | | State-Appropriated Permanent | | Locally Funded Permanent | | Total Permanent | | Temporary | | Totals | | % Effic. |
|---|---|---|---|---|---|---|---|---|---|---|---|---|
| No. | District/College | NASF | GSF | NASF | GSF | NASF | GSF | NASF | GSF | NASF | GSF | All Bldgs. |
| 522 | Belleville | 173,145 | 271,412 | 165,707 | 224,753 | 338,852 | 496,165 | 16,650 | 17,820 | 355,502 | 513,985 | 69.2% |
| 503 | Black Hawk | 282,777 | 419,445 | 12,671 | 13,050 | 295,448 | 432,495 | 27,045 | 27,354 | 322,493 | 459,849 | 72.3% |
| 508 | Chicago | | | | | | | | | | | |
| | Daley | 0 | 0 | 230,654 | 397,686 | 230,654 | 397,686 | 69,392 | 88,480 | 300,046 | 486,166 | 61.7% |
| | Kennedy-King | 435,641 | 673,846 | 108,702 | 148,655 | 544,343 | 822,501 | 0 | 0 | 544,343 | 822,501 | 66.2% |
| | Malcolm X | 316,082 | 541,575 | 21,744 | 37,109 | 337,826 | 578,684 | 0 | 0 | 337,826 | 578,684 | 58.4% |
| | Olive-Harvey | 0 | 0 | 265,205 | 413,160 | 265,205 | 413,160 | 96,976 | 111,880 | 362,181 | 525,040 | 69.0% |
| | Truman | 292,358 | 437,500 | 77,731 | 116,200 | 370,089 | 553,700 | 0 | 0 | 370,089 | 553,700 | 66.8% |
| | Washington | 0 | 0 | 220,379 | 345,300 | 220,379 | 345,300 | 0 | 0 | 220,379 | 345,300 | 63.8% |
| | Wright | 159,942 | 241,745 | 362,002 | 587,940 | 521,944 | 829,685 | 0 | 0 | 521,944 | 829,685 | 62.9% |
| 507 | Danville | 131,621 | 218,402 | 6,669 | 12,238 | 138,290 | 230,640 | 125,649 | 206,066 | 263,939 | 436,706 | 60.4% |
| 502 | DuPage | 469,013 | 658,143 | 411,299 | 676,780 | 880,312 | 1,334,923 | 0 | 0 | 880,312 | 1,334,923 | 65.9% |
| 509 | Elgin | 150,419 | 259,892 | 192,479 | 333,295 | 342,898 | 593,187 | 1,655 | 1,848 | 344,553 | 595,035 | 57.9% |
| 512 | Harper | 363,403 | 599,832 | 102,725 | 134,938 | 466,128 | 734,770 | 0 | 0 | 466,128 | 734,770 | 63.4% |
| 540 | Heartland | 0 | 0 | 0 | 0 | 0 | 0 | 0 | 0 | 0 | 0 | |
| 519 | Highland | 135,604 | 195,640 | 76,321 | 95,918 | 211,925 | 291,558 | 0 | 0 | 211,925 | 291,558 | 72.7% |
| 514 | Illinois Central | 324,692 | 469,286 | 139,745 | 180,388 | 464,437 | 649,674 | 0 | 0 | 464,437 | 649,674 | 71.5% |
| 529 | Illinois Eastern | | | | | | | | | | | |
| | Frontier | 0 | 0 | 21,008 | 28,019 | 21,008 | 28,019 | 0 | 0 | 21,008 | 28,019 | 75.0% |
| | Lincoln Trail | 72,946 | 90,467 | 28,803 | 33,971 | 101,749 | 124,438 | 22,499 | 27,800 | 124,248 | 152,238 | 81.6% |
| | Olney Central | 76,472 | 112,626 | 20,697 | 26,133 | 97,169 | 138,759 | 31,211 | 36,336 | 128,380 | 175,095 | 73.3% |
| | Wabash Valley | 77,420 | 102,615 | 45,866 | 56,602 | 123,286 | 159,217 | 0 | 0 | 123,286 | 159,217 | 77.4% |
| 513 | Illinois Valley | 182,703 | 264,652 | 34,753 | 45,642 | 217,456 | 310,294 | 0 | 0 | 217,456 | 310,294 | 70.1% |
| 525 | Joliet | 259,828 | 389,819 | 60,782 | 69,339 | 320,610 | 459,158 | 46,786 | 51,730 | 367,396 | 510,888 | 71.9% |
| 520 | Kankakee | 160,178 | 202,578 | 29,844 | 37,744 | 190,022 | 240,322 | 16,369 | 23,160 | 206,391 | 263,482 | 78.3% |
| 501 | Kaskaskia | 35,298 | 51,949 | 108,600 | 158,888 | 143,898 | 210,837 | 15,682 | 17,993 | 159,580 | 228,830 | 69.7% |
| 523 | Kishwaukee | 115,688 | 165,938 | 111,152 | 152,054 | 226,840 | 317,992 | 6,758 | 12,561 | 233,598 | 330,553 | 70.7% |
| 532 | Lake County | 195,756 | 301,828 | 66,603 | 119,306 | 262,359 | 421,134 | 113,151 | 130,143 | 375,510 | 551,277 | 68.1% |
| 517 | Lake Land | 164,443 | 212,848 | 2,716 | 3,072 | 167,159 | 215,920 | 36,316 | 38,925 | 203,475 | 254,845 | 79.8% |
| 536 | Lewis & Clark | 160,452 | 247,846 | 115,271 | 188,651 | 275,723 | 436,497 | 0 | 0 | 275,723 | 436,497 | 63.2% |
| 526 | Lincoln Land | 192,983 | 278,113 | 38,830 | 50,106 | 231,813 | 328,219 | 0 | 0 | 231,813 | 328,219 | 70.6% |
| 530 | Logan | 149,398 | 231,308 | 68,201 | 91,957 | 217,599 | 323,265 | 0 | 0 | 217,599 | 323,265 | 67.3% |
| 528 | McHenry | 101,961 | 142,472 | 77,060 | 120,884 | 179,021 | 263,356 | 0 | 0 | 179,021 | 263,356 | 68.0% |
| 524 | Moraine Valley | 392,868 | 571,990 | 61,526 | 82,413 | 454,394 | 654,403 | 0 | 0 | 454,394 | 654,403 | 69.4% |
| 527 | Morton | 139,515 | 228,642 | 4,676 | 4,867 | 139,515 | 233,509 | 0 | 0 | 139,515 | 233,509 | 59.8% |
| 535 | Oakton | 192,010 | 303,107 | 174,328 | 245,933 | 366,338 | 549,040 | 0 | 0 | 366,338 | 549,040 | 66.7% |
| 505 | Parkland | 256,730 | 381,053 | 74,030 | 102,304 | 330,760 | 483,357 | 0 | 0 | 330,760 | 483,357 | 68.4% |
| 515 | Prairie State | 169,486 | 260,313 | 23,760 | 28,180 | 193,246 | 288,493 | 17,893 | 23,040 | 211,139 | 311,533 | 67.8% |
| 521 | Rend Lake | 120,191 | 173,987 | 56,260 | 68,986 | 176,451 | 242,973 | 0 | 0 | 176,451 | 242,973 | 72.6% |
| 537 | Richland | 143,502 | 202,144 | 865 | 1,000 | 144,367 | 203,144 | 0 | 0 | 144,367 | 203,144 | 71.1% |
| 511 | Rock Valley | 217,674 | 308,506 | 134,261 | 167,132 | 351,935 | 475,638 | 0 | 0 | 351,935 | 475,638 | 74.0% |
| 518 | Sandburg | 78,267 | 109,444 | 33,697 | 42,566 | 111,964 | 152,010 | 27,312 | 32,721 | 139,276 | 184,731 | 75.4% |
| 506 | Sauk Valley | 178,692 | 353,290 | 41,031 | 51,040 | 219,723 | 404,330 | 0 | 0 | 219,723 | 404,330 | 54.3% |
| 531 | Shawnee | 49,308 | 63,931 | 29,738 | 42,866 | 79,046 | 106,797 | 2,772 | 2,880 | 81,818 | 109,677 | 74.6% |
| 510 | South Suburban | 301,437 | 436,259 | 68,573 | 93,670 | 370,010 | 529,929 | 0 | 0 | 370,010 | 529,929 | 69.8% |
| 533 | Southeastern | 71,605 | 106,075 | 49,050 | 67,753 | 120,655 | 173,828 | 0 | 0 | 120,655 | 173,828 | 69.4% |
| 534 | Spoon River | 106,300 | 146,733 | 27,102 | 47,000 | 133,402 | 193,733 | 0 | 0 | 133,402 | 193,733 | 68.9% |
| 601 | State Community | 96,619 | 127,475 | 0 | 0 | 96,619 | 127,475 | 0 | 0 | 96,619 | 127,475 | 75.8% |
| 504 | Triton | 482,549 | 713,767 | 96,180 | 119,618 | 578,729 | 833,385 | 0 | 0 | 578,729 | 833,385 | 69.4% |
| 516 | Waubonsee | 142,721 | 162,700 | 236,523 | 270,054 | 379,244 | 432,754 | 0 | 0 | 379,244 | 432,754 | 87.6% |
| 539 | Wood | 52,382 | 76,973 | 6,065 | 7,558 | 58,447 | 84,531 | 9,828 | 12,338 | 68,275 | 96,869 | 70.5% |
| | TOTALS | 8,372,079 | 12,508,166 | 4,337,208 | 6,342,718 | 12,709,287 | 18,850,884 | 683,944 | 863,075 | 13,393,231 | 19,713,959 | |

NASF = Net Assignable Square Feet
GSF = Gross Square Feet
*Building efficiency equals net assignable square feet divided by gross square feet.
SOURCE OF DATA: RAMP/CC Table C1.0 (FY 1997)

Illinois Community College Board
Table V-3
SQUARE FOOTAGE OF ON-CAMPUS FACILITIES UNDER CONSTRUCTION
OR APPROVED FOR CONSTRUCTION AS OF AUGUST 1, 1995

| Dist. | | State-Appropriated | | Locally Funded | | Total | | |
|---|---|---|---|---|---|---|---|---|
| No. | District/College | NASF | GSF | NASF | GSF | NASF | GSF | % Eff. |
| 522 | Belleville | 0 | 0 | 0 | 0 | 0 | 0 | |
| 503 | Black Hawk | 0 | 0 | 0 | 0 | 0 | 0 | |
| 508 | Chicago | | | | | | | |
| | Daley | 0 | 0 | 116,105 | 170,000 | 116,105 | 170,000 | 68.3% |
| | Kennedy-King | 0 | 0 | 0 | 0 | 0 | 0 | |
| | Malcolm X | 0 | 0 | 0 | 0 | 0 | 0 | |
| | Olive-Harvey | 0 | 0 | 0 | 0 | 0 | 0 | |
| | Truman | 0 | 0 | 0 | 0 | 0 | 0 | |
| | Washington | 0 | 0 | 0 | 0 | 0 | 0 | |
| | Wright | 0 | 0 | 0 | 0 | 0 | 0 | |
| 507 | Danville | 0 | 0 | 0 | 0 | 0 | 0 | |
| 502 | DuPage | 0 | 0 | 0 | 0 | 0 | 0 | |
| 509 | Elgin | 50,196 | 82,040 | 0 | 0 | 50,196 | 82,040 | 61.2% |
| 512 | Harper | 0 | 0 | 0 | 0 | 0 | 0 | |
| 540 | Heartland | 0 | 0 | 0 | 0 | 0 | | |
| 519 | Highland | 0 | 0 | 0 | 0 | 0 | 0 | |
| 514 | Illinois Central | 0 | 0 | 0 | 0 | 0 | 0 | |
| 529 | Illinois Eastern | | | | | 0 | 0 | |
| | Frontier | 0 | 0 | 0 | 0 | 0 | 0 | |
| | Lincoln Trail | 0 | 0 | 0 | 0 | 0 | 0 | |
| | Olney Central | 0 | 0 | 0 | 0 | 2,765 | 3,075 | 89.9% |
| | Wabash | | | 2,910 | 3,696 | 2,910 | 3,696 | 78.7% |
| 513 | Illinois Valley | 0 | 0 | 0 | 0 | 0 | 0 | |
| 525 | Joliet | 72,789 | 74,400 | 18,197 | 18,600 | 90,986 | 93,000 | 97.8% |
| 520 | Kankakee | 0 | 0 | 0 | 0 | 0 | 0 | |
| 501 | Kaskaskia | 0 | 0 | 0 | 0 | 0 | 0 | |
| 523 | Kishwaukee | 0 | 0 | 0 | 0 | 0 | 0 | |
| 532 | Lake County | 43,692 | 82,617 | 69,235 | 107,067 | 112,927 | 189,684 | 59.5% |
| 517 | Lake Land | 0 | 0 | 0 | 0 | 0 | 0 | |
| 536 | Lewis & Clark | 0 | 0 | 0 | 0 | 0 | 0 | |
| 526 | Lincoln Land | 0 | 0 | 0 | 0 | 0 | 0 | |
| 530 | Logan | 0 | 0 | 0 | 0 | 0 | 0 | |
| 528 | McHenry | 9,413 | 13,017 | 3,138 | 4,339 | 12,551 | 17,356 | 72.3% |
| 524 | Moraine Valley | 0 | 0 | 0 | 0 | 0 | 0 | |
| 527 | Morton | 2,200 | 2,300 | | | 2,200 | 2,300 | 95.7% |
| 535 | Oakton | 0 | 0 | 0 | 0 | 0 | 0 | |
| 505 | Parkland | 0 | 0 | 0 | 0 | 0 | 0 | |
| 515 | Prairie State | 20,363 | 26,472 | 6,787 | 8,823 | 27,150 | 35,295 | 76.9% |
| 521 | Rend Lake | 0 | 0 | 0 | 0 | 0 | 0 | |
| 537 | Richland | 0 | 0 | 0 | 0 | 0 | 0 | |
| 511 | Rock Valley | 0 | 0 | 0 | 0 | 0 | 0 | |
| 518 | Sandburg | 0 | 0 | 0 | 0 | 0 | 0 | |
| 506 | Sauk Valley | 0 | 0 | 0 | 0 | 0 | 0 | |
| 531 | Shawnee | 0 | 0 | 0 | 0 | 0 | 0 | |
| 510 | South Suburban | 0 | 0 | 0 | 0 | 0 | 0 | |
| 533 | Southeastern | 0 | 0 | 0 | 0 | 0 | 0 | |
| 534 | Spoon River | 0 | 0 | 0 | 0 | 0 | 0 | |
| 601 | State Community | 0 | 0 | 0 | 0 | 0 | 0 | |
| 504 | Triton | 6,100 | 7,015 | | | 6,100 | 7,015 | 87.0% |
| 516 | Waubonsee | 0 | 0 | 0 | 0 | 0 | 0 | |
| 539 | Wood | 13,464 | 19,800 | 4,488 | 6,600 | 17,952 | 26,400 | 68.0% |
| | TOTALS | 218,217 | 307,661 | 220,860 | 319,125 | 441,842 | 629,861 | |

NASF= Net Assignable Square Feet
GSF= Gross Square Feet
SOURCES OF DATA: RAMP/CC Table C1.1 (FY 1997)

Illinois Community College Board
Table V-4
TOTAL NET ASSIGNABLE SQUARE FOOTAGE BY ROOM USE CLASSIFICATION

| Dist. No. | District/College | Classrooms | Laboratory | Office | Study | Athletic/ PE | Special Use | Theater/ Aud. | General Use | Support | Health Care | Unclass. | NASF | GSF |
|---|---|---|---|---|---|---|---|---|---|---|---|---|---|---|
| 522 | Belleville | 93,977 | 88,099 | 48,080 | 7,880 | 34,202 | 14,892 | 4,622 | 31,457 | 31,843 | 0 | 450 | 355,502 | 513,985 |
| 503 | Black Hawk | 39,670 | 67,248 | 39,183 | 38,371 | 54,740 | 13,470 | 2,235 | 37,321 | 27,848 | 1,047 | 1,360 | 322,493 | 459,849 |
| 508 | Chicago | | | | | | | | | | | | | |
| | Daley | 62,901 | 68,448 | 66,968 | 22,480 | 19,655 | 10,575 | 5,869 | 28,418 | 14,732 | 0 | 0 | 300,046 | 486,166 |
| | Kennedy-King | 85,406 | 195,897 | 93,143 | 18,852 | 38,591 | 47,926 | 7,220 | 39,519 | 17,453 | 336 | 0 | 544,343 | 822,501 |
| | Malcolm X | 120,117 | 47,027 | 87,252 | 7,559 | 18,620 | 20,205 | 0 | 19,759 | 15,792 | 1,495 | 0 | 337,826 | 578,684 |
| | Olive-Harvey | 88,157 | 73,318 | 66,653 | 20,566 | 25,195 | 8,200 | 4,200 | 29,213 | 44,779 | 1,900 | 0 | 362,181 | 525,040 |
| | Truman | 106,287 | 69,793 | 84,899 | 30,225 | 9,642 | 6,962 | 8,132 | 40,396 | 13,753 | 0 | 0 | 370,089 | 553,700 |
| | Washington | 57,468 | 45,314 | 68,066 | 17,367 | 0 | 4,135 | 0 | 18,446 | 9,583 | 0 | 0 | 220,379 | 345,300 |
| | Wright | 110,642 | 108,366 | 73,695 | 35,433 | 35,414 | 32,015 | 21,405 | 35,342 | 32,243 | 0 | 37,389 | 521,944 | 829,685 |
| 507 | Danville | 39,202 | 56,443 | 45,753 | 10,715 | 17,120 | 3,773 | 3,418 | 19,152 | 16,293 | 0 | 52,070 | 263,939 | 436,706 |
| 502 | DuPage | 132,580 | 176,297 | 133,034 | 79,144 | 65,173 | 38,961 | 15,777 | 120,551 | 49,162 | 1,261 | 68,372 | 880,312 | 1,334,923 |
| 509 | Elgin | 77,508 | 84,565 | 59,433 | 20,588 | 14,963 | 8,011 | 19,783 | 49,525 | 10,177 | 0 | 0 | 344,553 | 595,035 |
| 512 | Harper | 73,189 | 137,853 | 74,935 | 28,407 | 42,351 | 17,099 | 4,860 | 60,834 | 26,306 | 294 | 0 | 466,128 | 734,770 |
| 540 | Heartland | 0 | 0 | 0 | 0 | 0 | 0 | 0 | 0 | 0 | 0 | 0 | 0 | 0 |
| 519 | Highland | 20,759 | 42,068 | 32,600 | 12,393 | 17,586 | 3,673 | 4,969 | 30,451 | 1,652 | 0 | 45,774 | 211,925 | 291,558 |
| 514 | Illinois Central | 50,510 | 136,134 | 67,272 | 32,547 | 15,290 | 19,755 | 10,923 | 86,136 | 42,855 | 1,789 | 1,226 | 464,437 | 649,674 |
| 529 | Illinois Eastern | | | | | | | | | | | | | |
| | Frontier | 5,441 | 4,598 | 7,175 | 1,248 | 0 | 198 | 0 | 421 | 1,927 | 0 | 0 | 21,008 | 28,019 |
| | Lincoln Trail | 15,317 | 31,531 | 9,676 | 6,430 | 20,654 | 6,403 | 6,702 | 15,035 | 8,111 | 0 | 4,389 | 124,248 | 152,238 |
| | Olney Central | 14,037 | 46,665 | 14,847 | 12,540 | 10,678 | 4,838 | 5,016 | 14,569 | 5,190 | 0 | 0 | 128,380 | 175,095 |
| | Wabash Valley | 15,820 | 35,360 | 10,944 | 6,070 | 22,472 | 6,155 | 7,898 | 10,065 | 8,502 | 0 | 0 | 123,286 | 159,217 |
| 513 | Illinois Valley | 29,586 | 58,309 | 25,013 | 17,845 | 19,156 | 4,574 | 9,006 | 26,269 | 27,698 | 0 | 0 | 217,456 | 310,294 |
| 525 | Joliet | 62,310 | 117,127 | 45,090 | 36,471 | 21,118 | 16,586 | 4,748 | 37,124 | 19,813 | 480 | 6,529 | 367,396 | 510,888 |
| 520 | Kankakee | 40,775 | 46,725 | 32,459 | 14,427 | 19,320 | 7,678 | 0 | 24,341 | 15,420 | 0 | 5,246 | 206,391 | 263,482 |
| 501 | Kaskaskia | 23,436 | 49,620 | 21,980 | 13,432 | 16,716 | 4,036 | 9,213 | 14,488 | 5,999 | 0 | 660 | 159,580 | 228,830 |
| 523 | Kishwaukee | 30,430 | 74,635 | 32,851 | 13,058 | 9,007 | 19,039 | 0 | 31,825 | 22,642 | 111 | 0 | 233,598 | 330,553 |
| 532 | Lake County | 66,829 | 93,386 | 57,613 | 34,806 | 27,129 | 23,115 | 6,077 | 41,132 | 24,012 | 708 | 703 | 375,510 | 551,277 |
| 517 | Lake Land | 29,795 | 65,165 | 27,480 | 29,265 | 19,644 | 5,009 | 4,500 | 6,262 | 16,255 | 100 | 0 | 203,475 | 254,845 |
| 536 | Lewis & Clark | 44,245 | 56,198 | 57,149 | 9,544 | 30,132 | 3,614 | 17,466 | 18,659 | 31,735 | 220 | 6,761 | 275,723 | 436,497 |
| 526 | Lincoln Land | 30,051 | 45,799 | 31,811 | 29,334 | 15,401 | 15,912 | 0 | 49,147 | 14,358 | 0 | 0 | 231,813 | 328,219 |
| 530 | Logan | 28,138 | 60,522 | 41,332 | 14,987 | 11,515 | 11,349 | 6,077 | 27,673 | 16,006 | 0 | 0 | 217,599 | 323,265 |
| 528 | McHenry | 19,251 | 52,171 | 28,248 | 17,891 | 8,932 | 14,039 | 4,100 | 22,800 | 11,589 | 0 | 0 | 179,021 | 263,356 |
| 524 | Moraine Valley | 71,894 | 143,482 | 80,767 | 32,754 | 29,764 | 8,521 | 19,051 | 46,895 | 21,266 | 0 | 0 | 454,394 | 654,403 |
| 527 | Morton | 20,400 | 43,158 | 22,761 | 13,258 | 14,640 | 0 | 6,533 | 14,888 | 3,877 | 0 | 0 | 139,515 | 233,509 |
| 535 | Oakton | 67,487 | 78,276 | 75,098 | 25,315 | 13,087 | 15,796 | 13,789 | 49,136 | 24,048 | 106 | 4,200 | 366,338 | 549,040 |
| 505 | Parkland | 38,171 | 90,276 | 51,751 | 35,796 | 26,583 | 3,142 | 13,183 | 57,072 | 11,134 | 432 | 3,220 | 330,760 | 483,357 |
| 515 | Prairie State | 33,560 | 70,762 | 29,971 | 10,738 | 9,012 | 13,436 | 2,346 | 23,586 | 17,728 | 0 | 0 | 211,139 | 311,533 |
| 521 | Rend Lake | 20,521 | 64,959 | 22,159 | 11,400 | 10,440 | 6,858 | 3,652 | 21,407 | 15,055 | 0 | 0 | 176,451 | 242,973 |
| 537 | Richland | 24,625 | 39,581 | 21,005 | 11,967 | 1,728 | 3,759 | 7,815 | 22,897 | 10,990 | 0 | 0 | 144,367 | 203,144 |
| 511 | Rock Valley | 39,361 | 88,978 | 50,253 | 40,800 | 32,529 | 18,454 | 10,444 | 49,349 | 21,284 | 483 | 0 | 351,935 | 475,638 |
| 518 | Sandburg | 25,770 | 43,727 | 21,656 | 11,749 | 10,195 | 5,445 | 2,868 | 10,744 | 828 | 294 | 6,000 | 139,276 | 184,731 |
| 506 | Sauk Valley | 20,495 | 68,040 | 26,990 | 13,100 | 12,425 | 6,090 | 0 | 24,467 | 7,085 | 0 | 41,031 | 219,723 | 404,330 |
| 531 | Shawnee | 19,346 | 17,130 | 10,906 | 9,487 | 7,200 | 6,295 | 0 | 9,641 | 1,813 | 0 | 0 | 81,818 | 109,677 |
| 510 | South Suburban | 78,222 | 72,112 | 57,968 | 34,019 | 24,603 | 26,866 | 6,754 | 0 | 25,814 | 0 | 43,652 | 370,010 | 529,929 |
| 533 | Southeastern | 15,240 | 32,805 | 17,370 | 10,610 | 20,070 | 3,410 | 5,860 | 13,395 | 1,895 | 0 | 0 | 120,655 | 173,828 |
| 534 | Spoon River | 20,551 | 54,737 | 13,869 | 13,488 | 0 | 3,551 | 17,623 | 0 | 9,583 | 0 | 0 | 133,402 | 193,733 |
| 601 | State Community | 16,597 | 45,283 | 16,597 | 7,465 | 0 | 2,433 | 0 | 6,993 | 1,126 | 125 | 0 | 96,619 | 127,475 |
| 504 | Triton | 99,803 | 214,028 | 80,027 | 26,914 | 29,068 | 14,013 | 10,661 | 58,994 | 27,006 | 1,513 | 16,702 | 578,729 | 833,385 |
| 516 | Waubonsee | 58,712 | 82,525 | 41,822 | 21,858 | 18,412 | 8,403 | 4,479 | 25,603 | 31,705 | 0 | 85,725 | 379,244 | 432,754 |
| 539 | Wood | 10,904 | 13,236 | 16,264 | 3,129 | 5,027 | 13,478 | 0 | 5,386 | 851 | 0 | 0 | 68,275 | 96,869 |
| | TOTALS | 2,295,493 | 3,497,776 | 2,141,868 | 973,722 | 925,199 | 552,147 | 319,274 | 1,426,783 | 816,816 | 12,694 | 431,459 | 13,403,231 | 19,713,959 |

SOURCE OF DATA: RAMP/CC Table C1.0 (FY 1997)

Illinois Community College Board
Table V-5
NET ASSIGNABLE SQUARE FOOTAGE IN COMPLETED PERMANENT STATE-FUNDED FACILITIES
BY HIGHER EDUCATION FACILITY INVENTORY ROOM USE CLASSIFICATION AS OF AUGUST 1, 1995

| Dist. No. | District/College | Classrooms | Laboratory | Office | Study | Athletic/ PE | Special Use | Theater/ Aud. | General Use | Support | Health Care | Unclass. | NASF | GSF* | % Bldg Eff.** |
|---|---|---|---|---|---|---|---|---|---|---|---|---|---|---|---|
| 522 | Belleville | 28,256 | 46,414 | 27,707 | 1,403 | 34,202 | 4,198 | 4,622 | 15,557 | 10,786 | | | 173,145 | 271,412 | 63.8% |
| 503 | Black Hawk | 33,685 | 59,031 | 36,577 | 32,757 | 54,740 | 1,499 | 1,905 | 34,046 | 26,479 | 1,047 | 1,011 | 282,777 | 419,445 | 67.4% |
| 508 | Chicago | | | | | | | | | | | | | | |
| | Daley | | | | | | | | | | | | | | |
| | Kennedy-King | 62,006 | 147,853 | 74,896 | 13,227 | 38,591 | 44,576 | 7,220 | 34,644 | 12,628 | | | 435,641 | 673,846 | 64.6% |
| | Malcolm X | 114,309 | 41,006 | 85,081 | 6,635 | 17,850 | 17,636 | | 19,759 | 13,511 | 295 | | 316,082 | 541,575 | 58.4% |
| | Olive-Harvey | | | | | | | | | | | | | | |
| | Truman | 69,068 | 56,705 | 79,025 | 30,225 | | 5,800 | 5,700 | 33,655 | 12,180 | | | 292,358 | 437,500 | 66.8% |
| | Washington | | | | | | | | | | | | | | |
| | Wright | 56,228 | 13,326 | 14,327 | 6,000 | 14,351 | 14,486 | 12,908 | 6,244 | 19,543 | | 2,529 | 159,942 | 241,745 | 66.2% |
| 507 | Danville | 19,073 | 42,592 | 14,768 | 10,352 | 17,120 | 3,683 | | 12,661 | 3,956 | | 7,416 | 131,621 | 218,402 | 60.3% |
| 502 | DuPage | 99,435 | 123,408 | 91,454 | 53,304 | | 4,286 | | 72,657 | 16,764 | 1,261 | 6,444 | 469,013 | 658,143 | 71.3% |
| 509 | Elgin | 25,040 | 39,173 | 35,029 | 18,858 | | 3,551 | 2,583 | 21,671 | 4,514 | | | 150,419 | 259,892 | 57.9% |
| 512 | Harper | 71,260 | 108,553 | 70,062 | 28,407 | | 11,099 | 4,860 | 54,097 | 14,771 | 294 | | 363,403 | 599,832 | 60.6% |
| 540 | Heartland | | | | | | | | | | | | | | |
| 519 | Highland | 20,715 | 41,175 | 31,566 | 12,393 | | 2,500 | 4,969 | 18,589 | 1,483 | | 2,214 | 135,604 | 195,640 | 69.3% |
| 514 | Illinois Central | 44,623 | 63,223 | 60,391 | 31,982 | 15,290 | 16,735 | 2,899 | 73,318 | 13,216 | 1,789 | 1,226 | 324,692 | 469,286 | 69.2% |
| 529 | Illinois Eastern | | | | | | | | | | | | | | |
| | Frontier | | | | | | | | | | | | | | |
| | Lincoln Trail | 11,868 | 14,222 | 7,892 | 6,430 | 12,304 | 4,562 | 6,702 | 8,816 | 150 | | | 72,946 | 90,467 | 80.6% |
| | Olney Central | 11,587 | 23,154 | 12,884 | 12,540 | | 2,419 | | 13,059 | 829 | | | 76,472 | 112,626 | 67.9% |
| | Wabash Valley | 9,977 | 17,762 | 7,261 | 6,070 | 15,316 | 4,882 | 7,898 | 4,680 | 3,574 | | | 77,420 | 102,615 | 75.4% |
| 513 | Illinois Valley | 26,700 | 38,809 | 23,977 | 17,845 | 19,156 | 3,907 | | 25,987 | 26,322 | | | 182,703 | 264,652 | 69.0% |
| 525 | Joliet | 43,352 | 93,798 | 34,010 | 30,384 | 12,370 | 12,705 | | 32,027 | 702 | 480 | | 259,828 | 389,819 | 66.7% |
| 520 | Kankakee | 30,310 | 42,498 | 24,464 | 14,427 | 19,320 | 4,237 | | 19,716 | 5,206 | | | 160,178 | 202,578 | 79.1% |
| 501 | Kaskaskia | 5,435 | 10,667 | 4,662 | 3,190 | 4,179 | | 2,303 | 3,702 | 1,160 | | | 35,298 | 51,949 | 67.9% |
| 523 | Kishwaukee | 17,121 | 32,934 | 17,689 | 11,843 | 9,007 | 5,881 | | 17,040 | 4,173 | | | 115,688 | 165,938 | 69.7% |
| 532 | Lake County | 28,253 | 53,294 | 33,175 | 27,267 | 27,129 | 5,731 | | 10,228 | 10,679 | | | 195,756 | 301,828 | 64.9% |
| 517 | Lake Land | 26,134 | 48,493 | 24,778 | 29,265 | 19,644 | 3,435 | 4,500 | 6,208 | 1,886 | 100 | | 164,443 | 212,848 | 77.3% |
| 536 | Lewis & Clark | 19,032 | 37,988 | 20,579 | 9,544 | 30,132 | 2,180 | 14,686 | 14,079 | 12,164 | | 68 | 160,452 | 247,846 | 64.7% |
| 526 | Lincoln Land | 26,646 | 43,727 | 25,533 | 29,334 | 15,401 | 9,021 | | 34,088 | 9,233 | | | 192,983 | 278,113 | 69.4% |
| 530 | Logan | 20,670 | 30,273 | 30,576 | 14,987 | 11,515 | 11,349 | 1,351 | 22,105 | 6,572 | | | 149,398 | 231,308 | 64.6% |
| 528 | McHenry | 12,944 | 44,235 | 16,687 | 17,891 | | 3,092 | | 1,503 | 5,609 | | | 101,961 | 142,472 | 71.6% |
| 524 | Moraine Valley | 71,894 | 143,482 | 60,225 | 32,754 | 29,764 | 6,060 | 18,919 | 22,141 | 7,629 | | | 392,868 | 571,990 | 68.7% |
| 527 | Morton | 20,400 | 43,158 | 22,761 | 13,258 | 14,640 | | 6,533 | 14,888 | 3,877 | | | 139,515 | 228,642 | 61.0% |
| 535 | Oakton | 27,345 | 56,966 | 46,356 | 13,219 | 11,087 | 7,848 | 4,689 | 17,878 | 6,516 | 106 | | 192,010 | 303,107 | 63.3% |
| 505 | Parkland | 33,086 | 78,007 | 44,621 | 35,796 | | 3,142 | 2,086 | 52,896 | 3,980 | 432 | 2,684 | 256,730 | 381,053 | 67.4% |
| 515 | Prairie State | 27,559 | 57,433 | 24,162 | 10,628 | 9,012 | 7,410 | 2,346 | 23,216 | 7,720 | | | 169,486 | 260,313 | 65.1% |
| 521 | Rend Lake | 14,191 | 34,031 | 18,712 | 11,400 | 10,440 | 6,152 | 3,652 | 20,393 | 1,220 | | | 120,191 | 173,987 | 69.1% |
| 537 | Richland | 24,625 | 39,581 | 21,005 | 11,967 | 1,728 | 2,894 | 7,815 | 22,897 | 10,990 | | | 143,502 | 202,144 | 71.0% |
| 511 | Rock Valley | 23,511 | 42,604 | 24,315 | 40,800 | 32,529 | 17,813 | 3,321 | 32,130 | 651 | | | 217,674 | 308,506 | 70.6% |
| 518 | Sandburg | 11,820 | 29,380 | 16,814 | 10,313 | | 728 | | 8,384 | 828 | | | 78,267 | 109,444 | 71.5% |
| 506 | Sauk Valley | 20,495 | 68,040 | 26,990 | 13,100 | 12,425 | 6,090 | | 24,467 | 7,085 | | | 178,692 | 353,290 | 50.6% |
| 531 | Shawnee | 5,905 | 14,111 | 9,024 | 9,487 | | | | 9,641 | 1,140 | | | 49,308 | 63,931 | 77.1% |
| 510 | South Suburban | 66,126 | 72,112 | 56,348 | 33,137 | 4,999 | 24,869 | 6,754 | | 16,540 | | 20,552 | 301,437 | 436,259 | 69.1% |
| 533 | Southeastern | 11,000 | 14,960 | 12,370 | 10,610 | | 3,410 | 5,860 | 13,395 | | | | 71,605 | 106,075 | 67.5% |
| 534 | Spoon River | 13,094 | 45,373 | 12,596 | 12,982 | | | 14,007 | | 8,248 | | | 106,300 | 146,733 | 72.4% |
| 601 | State Community | 16,597 | 45,283 | 16,597 | 7,465 | | 2,433 | | 6,993 | 1,126 | 125 | | 96,619 | 127,475 | 75.8% |
| 504 | Triton | 87,061 | 162,702 | 72,977 | 26,914 | 24,625 | 12,668 | 10,661 | 45,731 | 21,240 | 1,268 | 16,702 | 482,549 | 713,767 | 67.6% |
| 516 | Waubonsee | 18,002 | 56,991 | 15,104 | 21,576 | 18,412 | 8,157 | 4,479 | | | | | 142,721 | 162,700 | 87.7% |
| 539 | Wood | 2,719 | 12,461 | 15,263 | 3,129 | 5,027 | 7,717 | | 5,215 | 851 | | | 52,382 | 76,973 | 68.1% |
| | TOTAL | 1,429,157 | 2,330,988 | 1,421,290 | 796,095 | 562,305 | 320,841 | 176,228 | 930,401 | 337,731 | 7,197 | 60,846 | 8,372,079 | 12,508,166 | |

* Gross Square Feet
**Building efficiency equals net assignable square footage divided by gross square feet.
SOURCE OF DATA: RAMP/CC Table C1.0 (FY 1997)

Illinois Community College Board
Table V-6
NET ASSIGNABLE SQUARE FOOTAGE IN COMPLETED PERMANENT LOCALLY FUNDED FACILITIES
BY HIGHER EDUCATION FACILITY INVENTORY ROOM USE CLASSIFICATION AS OF AUGUST 1, 1995

| Dist. No. | District/College | Classrooms | Laboratory | Office | Study | Athletic/ PE | Special Use | Theater/ Aud. | General Use | Support | Health Care | Unclass. | NASF | GSF* | % Bldg Eff.** |
|---|---|---|---|---|---|---|---|---|---|---|---|---|---|---|---|
| 522 | Belleville | 51,321 | 41,685 | 18,573 | 6,477 | | 10,694 | | 15,900 | 21,057 | | | 165,707 | 224,753 | 73.7% |
| 503 | Black Hawk | 700 | | | | | 11,971 | | | | | | 12,671 | 13,050 | 97.1% |
| 508 | Chicago | | | | | | | | | | | | | | |
| | Daley | 40,350 | 50,140 | 56,559 | 19,050 | 19,655 | 9,675 | 5,705 | 24,520 | 5,000 | | | 230,654 | 397,686 | 58.0% |
| | Kennedy-King | 23,400 | 48,044 | 18,247 | 5,625 | | 3,350 | | 4,875 | 4,825 | 336 | | 108,702 | 148,655 | 73.1% |
| | Malcolm X | 5,808 | 6,021 | 2,171 | 924 | 770 | 2,569 | | | 2,281 | 1,200 | | 21,744 | 37,109 | 58.6% |
| | Olive-Harvey | 53,436 | 58,060 | 57,611 | 20,566 | 25,195 | 8,200 | 4,200 | 27,467 | 8,570 | 1,900 | | 265,205 | 413,160 | 64.2% |
| | Truman | 37,219 | 13,088 | 5,874 | | 9,642 | 1,162 | 2,432 | 6,741 | 1,573 | | | 77,731 | 116,200 | 66.9% |
| | Washington | 57,468 | 45,314 | 68,066 | 17,367 | | 4,135 | | 18,446 | 9,583 | | | 220,379 | 345,300 | 63.8% |
| | Wright | 54,414 | 95,040 | 59,368 | 29,433 | 21,063 | 17,529 | 8,497 | 29,098 | 12,700 | | 34,860 | 362,002 | 587,940 | 61.6% |
| 507 | Danville | | | 2,354 | | | | 3,418 | 443 | 454 | | | 6,669 | 12,238 | 54.5% |
| 502 | DuPage | 33,145 | 52,889 | 41,580 | 25,840 | 65,173 | 34,675 | 15,777 | 47,894 | 32,398 | | 61,928 | 411,299 | 676,780 | 60.8% |
| 509 | Elgin | 51,640 | 45,392 | 23,577 | 1,730 | 14,963 | 4,460 | 17,200 | 27,854 | 5,663 | | | 192,479 | 333,295 | 57.8% |
| 512 | Harper | 1,929 | 29,300 | 4,873 | | 42,351 | 6,000 | | 6,737 | 11,535 | | | 102,725 | 134,938 | 76.1% |
| 540 | Heartland | | | | | | | | | | | | | | |
| 519 | Highland | 44 | 893 | 1,034 | | 17,586 | 1,173 | | 11,862 | 169 | | 43,560 | 76,321 | 95,918 | 79.6% |
| 514 | Illinois Central | 5,887 | 72,911 | 6,881 | 565 | | 3,020 | 8,024 | 12,818 | 29,639 | | | 139,745 | 180,388 | 77.5% |
| 529 | Illinois Eastern | | | | | | | | | | | | | | |
| | Frontier | 5,441 | 4,598 | 7,175 | 1,248 | | 198 | | 421 | 1,927 | | | 21,008 | 28,019 | 75.0% |
| | Lincoln Trail | 1,740 | 7,979 | 1,188 | | 8,350 | 1,841 | | 3,316 | | | 4,389 | 28,803 | 33,971 | 84.8% |
| | Olney Central | | | 312 | | 10,678 | 2,419 | 5,016 | 1,510 | 762 | | | 20,697 | 26,133 | 79.2% |
| | Wabash Valley | 5,843 | 17,598 | 3,683 | | 7,156 | 1,273 | | 5,385 | 4,928 | | | 45,866 | 56,602 | 81.0% |
| 513 | Illinois Valley | 2,886 | 19,500 | 1,036 | | | 667 | 9,006 | 282 | 1,376 | | | 34,753 | 45,642 | 76.1% |
| 525 | Joliet | 15,892 | 22,816 | 4,298 | 6,087 | | | 4,748 | 5,097 | 1,844 | | | 60,782 | 69,339 | 87.7% |
| 520 | Kankakee | 8,057 | 3,177 | 1,288 | | | 3,441 | | 4,625 | 9,256 | | | 29,844 | 37,744 | 79.1% |
| 501 | Kaskaskia | 15,984 | 31,278 | 15,210 | 10,242 | 12,537 | 1,450 | 6,910 | 10,150 | 4,839 | | | 108,600 | 158,888 | 68.4% |
| 523 | Kishwaukee | 13,309 | 41,701 | 14,634 | 1,215 | | 13,158 | | 14,785 | 12,239 | 111 | | 111,152 | 152,054 | 73.1% |
| 532 | Lake County | 13,464 | 13,042 | 10,820 | 120 | | 11,306 | | 11,012 | 6,131 | 708 | | 66,603 | 119,306 | 55.8% |
| 517 | Lake Land | 685 | | 403 | | | 1,574 | | 54 | | | | 2,716 | 3,072 | 88.4% |
| 536 | Lewis & Clark | 25,213 | 18,210 | 36,570 | | | 1,434 | 2,780 | 4,580 | 19,571 | 220 | 6,693 | 115,271 | 188,651 | 61.1% |
| 526 | Lincoln Land | 3,405 | 2,072 | 6,278 | | | 6,891 | | 15,059 | 5,125 | | | 38,830 | 50,106 | 77.5% |
| 530 | Logan | 7,468 | 30,249 | 10,756 | | | | 4,726 | 5,568 | 9,434 | | | 68,201 | 91,957 | 74.2% |
| 528 | McHenry | 6,307 | 7,936 | 11,561 | | 8,932 | 10,947 | 4,100 | 21,297 | 5,980 | | | 77,060 | 120,884 | 63.7% |
| 524 | Moraine Valley | | | 20,542 | | | 2,461 | 132 | 24,754 | 13,637 | | | 61,526 | 82,413 | 74.7% |
| 527 | Morton | | | | | | | | | 4,676 | | | 4,676 | 4,867 | 96.1% |
| 535 | Oakton | 40,142 | 21,310 | 28,742 | 12,096 | 2,000 | 7,948 | 9,100 | 31,258 | 17,532 | | 4,200 | 174,328 | 245,933 | 70.9% |
| 505 | Parkland | 5,085 | 12,269 | 7,130 | | 26,583 | | 11,097 | 4,176 | 7,154 | | 536 | 74,030 | 102,304 | 72.4% |
| 515 | Prairie State | 760 | 10,973 | 2,019 | | | | | | 10,008 | | | 23,760 | 28,180 | 84.3% |
| 521 | Rend Lake | 6,330 | 30,928 | 3,447 | | | 706 | | 1,014 | 13,835 | | | 56,260 | 68,986 | 81.6% |
| 537 | Richland | | | | | | 865 | | | | | | 865 | 1,000 | 86.5% |
| 511 | Rock Valley | 15,850 | 46,374 | 25,938 | | | 641 | 7,123 | 17,219 | 20,633 | 483 | | 134,261 | 167,132 | 80.3% |
| 518 | Sandburg | 2,346 | 10,892 | 1,948 | 1,436 | 10,195 | 2,574 | 2,868 | 1,438 | | | | 33,697 | 42,566 | 79.2% |
| 506 | Sauk Valley | | | | | | | | | | | 41,031 | 41,031 | 51,040 | 80.4% |
| 531 | Shawnee | 10,813 | 3,019 | 1,882 | | 7,200 | 6,295 | | | 529 | | | 29,738 | 42,866 | 69.4% |
| 510 | South Suburban | 12,096 | | 1,620 | 882 | 19,604 | 1,997 | | | 9,274 | | 23,100 | 68,573 | 93,670 | 73.2% |
| 533 | Southeastern | 4,240 | 17,845 | 5,000 | | 20,070 | | | | 1,895 | | | 49,050 | 67,753 | 72.4% |
| 534 | Spoon River | 7,457 | 9,364 | 1,273 | 506 | | 3,551 | 3,616 | | 1,335 | | | 27,102 | 47,000 | 57.7% |
| 601 | State Community | | | | | | | | | | | | | | |
| 504 | Triton | 12,742 | 51,326 | 7,050 | | 4,443 | 1,345 | | 13,263 | 5,766 | 245 | | 96,180 | 119,618 | 80.4% |
| 516 | Waubonsee | 40,710 | 25,534 | 26,718 | 282 | | 246 | | 25,603 | 31,705 | | 85,725 | 236,523 | 270,054 | 87.6% |
| 539 | Wood | 517 | 775 | 857 | | | 3,745 | | 171 | | | | 6,065 | 7,558 | 80.2% |
| | TOTAL | 701,543 | 1,019,542 | 626,146 | 161,691 | 354,146 | 207,586 | 136,475 | 456,692 | 366,838 | 5,203 | 306,022 | 4,337,208 | 6,342,718 | |

* Gross Square Feet
**Building efficiency equals net assignable square footage divided by gross square feet.
SOURCES OF DATA: RAMP/CC Table C1.0 (FY 1997)

Illinois Community College Board
Table V-7
NET ASSIGNABLE SQUARE FOOTAGE IN TEMPORARY FACILITIES
BY HIGHER EDUCATION FACILITY INVENTORY ROOM USE CLASSIFICATION AS OF AUGUST 1, 1995

| Dist. No. | District/College | Classrooms | Laboratory | Office | Study | Athletic/ PE | Special Use | Theater/ Aud. | General Use | Support | Health Care | Unclass. | NASF | GSF* | % Bldg Eff.** |
|---|---|---|---|---|---|---|---|---|---|---|---|---|---|---|---|
| 522 | Belleville | 14,400 | | 1,800 | | | | | | | | 450 | 16,650 | 17,820 | 93.4% |
| 503 | Black Hawk | 5,285 | 8,217 | 2,606 | 5,614 | | | 330 | 3,275 | 1,369 | | 349 | 27,045 | 27,354 | 98.9% |
| 508 | Chicago | | | | | | | | | | | | | | |
| | Daley | 22,551 | 18,308 | 10,409 | 3,430 | | 900 | 164 | 3,898 | 9,732 | | | 69,392 | 88,480 | 78.4% |
| | Kennedy-King | | | | | | | | | | | | | | |
| | Malcolm X | | | | | | | | | | | | | | |
| | Olive-Harvey | 34,721 | 15,258 | 9,042 | | | | | 1,746 | 36,209 | | | 96,976 | 111,880 | 86.7% |
| | Truman | | | | | | | | | | | | | | |
| | Washington | | | | | | | | | | | | | | |
| | Wright | | | | | | | | | | | | | | |
| 507 | Danville | 20,129 | 13,851 | 28,631 | 363 | | 90 | | 6,048 | 11,883 | | 44,654 | 125,649 | 206,066 | 61.0% |
| 502 | DuPage | | | | | | | | | | | | | | |
| 509 | Elgin | 828 | | 827 | | | | | | | | | 1,655 | 1,848 | 89.6% |
| 512 | Harper | | | | | | | | | | | | | | |
| 540 | Heartland | | | | | | | | | | | | | | |
| 519 | Highland | | | | | | | | | | | | | | |
| 514 | Illinois Central | | | | | | | | | | | | | | |
| 529 | Illinois Eastern | | | | | | | | | | | | | | |
| | Frontier | | | | | | | | | | | | | | |
| | Lincoln Trail | 1,709 | 9,330 | 596 | | | | | 2,903 | 7,961 | | | 22,499 | 27,800 | 80.9% |
| | Olney Central | 2,450 | 23,511 | 1,651 | | | | | | 3,599 | | | 31,211 | 36,336 | 85.9% |
| | Wabash Valley | | | | | | | | | | | | | | |
| 513 | Illinois Valley | | | | | | | | | | | | | | |
| 525 | Joliet | 3,066 | 513 | 6,782 | | 8,748 | 3,881 | | | 17,267 | | 6,529 | 46,786 | 51,730 | 90.4% |
| 520 | Kankakee | 2,408 | 1,050 | 6,707 | | | | | | 958 | | 5,246 | 16,369 | 23,160 | 70.7% |
| 501 | Kaskaskia | 2,017 | 7,675 | 2,108 | | | 2,586 | | 636 | | | 660 | 15,682 | 17,993 | 87.2% |
| 523 | Kishwaukee | | | 528 | | | | | | 6,230 | | | 6,758 | 12,561 | 53.8% |
| 532 | Lake County | 25,112 | 27,050 | 13,618 | 7,419 | | 6,078 | 6,077 | 19,892 | 7,202 | | 703 | 113,151 | 130,143 | 86.9% |
| 517 | Lake Land | 2,976 | 16,672 | 2,299 | | | | | | 14,369 | | | 36,316 | 38,925 | 93.3% |
| 536 | Lewis & Clark | | | | | | | | | | | | | | |
| 526 | Lincoln Land | | | | | | | | | | | | | | |
| 530 | Logan | | | | | | | | | | | | | | |
| 528 | McHenry | | | | | | | | | | | | | | |
| 524 | Moraine Valley | | | | | | | | | | | | | | |
| 527 | Morton | | | | | | | | | | | | | | |
| 535 | Oakton | | | | | | | | | | | | | | |
| 505 | Parkland | | | | | | | | | | | | | | |
| 515 | Prairie State | 5,241 | 2,356 | 3,790 | 110 | | 6,026 | | 370 | | | | 17,893 | 23,040 | 77.7% |
| 521 | Rend Lake | | | | | | | | | | | | | | |
| 537 | Richland | | | | | | | | | | | | | | |
| 511 | Rock Valley | | | | | | | | | | | | | | |
| 518 | Sandburg | 11,604 | 3,455 | 2,894 | | | 2,143 | | 922 | | 294 | 6,000 | 27,312 | 32,721 | 83.5% |
| 506 | Sauk Valley | | | | | | | | | | | | | | |
| 531 | Shawnee | 2,628 | | | | | | | | 144 | | | 2,772 | 2,880 | 96.3% |
| 510 | South Suburban | | | | | | | | | | | | | | |
| 533 | Southeastern | | | | | | | | | | | | | | |
| 534 | Spoon River | | | | | | | | | | | | | | |
| 601 | State Community | | | | | | | | | | | | | | |
| 504 | Triton | | | | | | | | | | | | | | |
| 516 | Waubonsee | | | | | | | | | | | | | | |
| 539 | Wood | 7,668 | | 144 | | | 2,016 | | | | | | 9,828 | 12,338 | 79.7% |
| | TOTALS | 164,793 | 147,246 | 94,432 | 16,936 | 8,748 | 23,720 | 6,571 | 39,690 | 116,923 | 294 | 64,591 | 683,944 | 863,075 | |

* Gross Square Feet
**Building efficiency euals net assignable square footage divided by gross square feet.
SOURCE OF DATA: RAMP/CC Table C1.0 (FY 1997)

Illinois Community College Board
Table V-8
NET ASSIGNABLE SQUARE FOOTAGE IN STATE-FUNDED FACILITIES UNDER CONSTRUCTION OR APPROVED FOR CONSTRUCTION BY HIGHER EDUCATION FACILITY INVENTORY ROOM USE CLASSIFICATION AS OF AUGUST 1, 1995

| Dist. No. | District/College | Classroom | Laboratory | Office | Study | PE | Special Use | Theater | General Use | Support | Total NASF | Total GSF |
|---|---|---|---|---|---|---|---|---|---|---|---|---|
| 509 | Elgin | 22,571 | 14,713 | 4,288 | 0 | 0 | 1,500 | 0 | 3,484 | 3,640 | 50,196 | 82,040 |
| 525 | Joliet | 8,200 | 25,616 | 4,016 | 0 | 0 | 0 | 0 | 30,677 | 4,280 | 72,789 | 74,400 |
| 532 | Lake County | 17,936 | 16,696 | 5,050 | 0 | 0 | 0 | 0 | 0 | 4,010 | 43,692 | 82,617 |
| 528 | McHenry | 3,766 | 0 | 0 | 5,647 | 0 | 0 | 0 | 0 | 0 | 9,413 | 13,017 |
| 527 | Morton | 2,200 | 0 | 0 | 0 | 0 | 0 | 0 | 0 | 0 | 2,200 | 2,300 |
| 515 | Prairie State | 10,613 | 0 | 0 | 9,555 | 0 | 0 | 0 | 195 | 0 | 20,363 | 26,472 |
| 504 | Triton | 0 | 0 | 1,500 | 0 | 0 | 4,600 | 0 | 0 | 0 | 6,100 | 7,015 |
| 539 | Wood | 2,625 | 7,725 | 1,650 | 0 | 0 | 0 | 0 | 0 | 1,464 | 13,464 | 19,800 |
| | TOTALS | 67,911 | 64,750 | 16,504 | 15,202 | 0 | 6,100 | 0 | 34,356 | 13,394 | 218,217 | 307,661 |

NASF = Net assignable square feet
GSF = Gross square feet
SOURCE OF DATA: RAMP/CC Table C1.1 (FY 1997)

Illinois Community College Board
Table V-9
NET ASSIGNABLE SQUARE FOOTAGE IN LOCALLY FUNDED PERMANENT FACILITIES
UNDER CONSTRUCTION OR APPROVED FOR CONSTRUCTION AS OF AUGUST 1, 1995

| Dist. No. | District/College | Classroom | Laboratory | Office | Study | PE | Special Use | Theater | General Use | Support | Unclassified | Total NASF | Total GSF |
|---|---|---|---|---|---|---|---|---|---|---|---|---|---|
| 508 | Chicago-Daley | 18,617 | 29,747 | 10,897 | 8,034 | 0 | 2,946 | 3,800 | 0 | 20,064 | 22,000 | 116,105 | 170,000 |
| 529 | Ill. Eastern-Wabash | 1,536 | 555 | 483 | 0 | 0 | 0 | 0 | 336 | 0 | | 2,910 | 3,696 |
| 525 | Joliet | 2,050 | 6,404 | 1,004 | 0 | 0 | 0 | 0 | 7,669 | 1,070 | | 18,197 | 18,600 |
| 532 | Lake County | 15,966 | 0 | 1,991 | 0 | 0 | 0 | 29,676 | 0 | 21,602 | | 69,235 | 107,067 |
| 528 | McHenry | 1,256 | 0 | 0 | 1,882 | 0 | 0 | 0 | 0 | 0 | | 3,138 | 4,339 |
| 515 | Prairie State | 3,537 | 0 | 0 | 3,185 | 0 | 0 | 0 | 65 | 0 | | 6,787 | 8,823 |
| 539 | Wood | 875 | 2,575 | 550 | 0 | 0 | 0 | 0 | 0 | 488 | | 4,488 | 6,600 |
| | TOTALS | 43,837 | 39,281 | 14,925 | 13,101 | 0 | 2,946 | 33,476 | 8,070 | 43,224 | 22,000 | 220,860 | 319,125 |

NASF = Net assignable square feet
GSF = Gross square feet
SOURCE OF DATA: RAMP/CC Table C1.1 (FY 1997)

Illinois Community College Board
Table V-10
TOTAL NET ASSIGNABLE SQUARE FEET OF PERMANENT FACILITIES BY ROOM USE CLASSIFICATION
PER 10TH DAY ON-CAMPUS FTE STUDENT AS OF AUGUST 1, 1995 (COMPLETED, UNDER CONSTRUCTION, APPROVED, OR APPROPRIATED)

| Dist. No. | District/College | 10th Day FTE | Classrooms | Laboratory | Office | Study | Athletic PE | Special Use | Theater/ Aud. | General Use | Support | Health Care | Unclass. | Total NASF |
|---|---|---|---|---|---|---|---|---|---|---|---|---|---|---|
| 522 | Belleville | 5,659 | 16.61 | 15.57 | 8.50 | 1.39 | 6.04 | 2.63 | 0.82 | 5.56 | 5.63 | 0.00 | 0.08 | 62.82 |
| 503 | Black Hawk | 3,821 | 7.44 | 12.24 | 7.99 | 7.10 | 14.33 | 0.30 | 0.00 | 7.15 | 5.98 | 0.27 | 0.26 | 63.06 |
| 508 | Chicago | | | | | | | | | | | | | |
| | Daley | 2,332 | 26.97 | 29.35 | 28.72 | 9.64 | 8.43 | 4.53 | 2.52 | 12.19 | 6.32 | 0.00 | 0.00 | 128.66 |
| | Kennedy-King | 1,936 | 44.11 | 101.19 | 48.11 | 9.74 | 19.93 | 24.76 | 3.73 | 20.41 | 9.01 | 0.17 | 0.00 | 281.17 |
| | Malcolm X | 1,892 | 63.49 | 24.86 | 46.12 | 4.00 | 9.84 | 10.68 | 0.00 | 10.44 | 8.35 | 0.79 | 0.00 | 178.55 |
| | Olive-Harvey | 2,418 | 36.46 | 30.32 | 27.57 | 8.51 | 10.42 | 3.39 | 1.74 | 12.08 | 18.52 | 0.79 | 0.00 | 149.79 |
| | Truman | 4,049 | 26.25 | 17.24 | 20.97 | 7.46 | 2.38 | 1.72 | 2.01 | 9.98 | 3.40 | 0.00 | 0.00 | 91.40 |
| | Washington | 3,086 | 18.62 | 14.68 | 22.06 | 5.63 | 0.00 | 1.34 | 0.00 | 5.98 | 3.11 | 0.00 | 0.00 | 71.41 |
| | Wright | 3,497 | 31.64 | 30.99 | 21.07 | 10.13 | 10.13 | 9.15 | 6.12 | 10.11 | 9.22 | 0.00 | 10.69 | 149.25 |
| 507 | Danville | 1,452 | 27.00 | 38.87 | 31.51 | 7.38 | 11.79 | 2.60 | 2.35 | 13.19 | 11.22 | 0.00 | 35.86 | 181.78 |
| 502 | DuPage | 9,740 | 13.61 | 18.10 | 13.66 | 8.13 | 6.69 | 4.00 | 1.62 | 12.38 | 5.05 | 0.13 | 7.02 | 90.38 |
| 509 | Elgin | 4,804 | 16.13 | 17.60 | 12.37 | 4.29 | 3.11 | 1.67 | 4.12 | 10.31 | 2.12 | 0.00 | 0.00 | 71.72 |
| 512 | Harper | 4,841 | 15.12 | 28.48 | 15.48 | 5.87 | 8.75 | 3.53 | 1.00 | 12.57 | 5.43 | 0.06 | 0.00 | 96.29 |
| 540 | Heartland | 1,510 | | | | | | | | | | | | |
| 519 | Highland | 907 | 22.89 | 46.38 | 35.94 | 13.66 | 19.39 | 4.05 | 5.48 | 33.57 | 1.82 | 0.00 | 50.47 | 233.65 |
| 514 | Illinois Central | 3,881 | 13.01 | 35.08 | 17.33 | 8.39 | 3.94 | 5.09 | 2.81 | 22.19 | 11.04 | 0.46 | 0.32 | 119.67 |
| 529 | Illinois Eastern | | | | | | | | | | | | | |
| | Frontier | 181 | 30.06 | 25.40 | 39.64 | 6.90 | 0.00 | 1.09 | 0.00 | 2.33 | 10.65 | 0.00 | 0.00 | 116.07 |
| | Lincoln Trail | 545 | 28.10 | 57.86 | 17.75 | 11.80 | 37.90 | 11.75 | 12.30 | 27.59 | 14.88 | 0.00 | 8.05 | 227.98 |
| | Olney | 890 | 15.77 | 52.43 | 16.68 | 14.09 | 12.00 | 5.44 | 5.64 | 16.37 | 5.83 | 0.00 | 0.00 | 144.25 |
| | Wabash | 659 | 24.01 | 53.66 | 16.61 | 9.21 | 34.10 | 9.34 | 11.98 | 15.27 | 12.90 | 0.00 | 0.00 | 187.08 |
| 513 | Illinois Valley | 1,663 | 17.79 | 35.06 | 15.04 | 10.73 | 11.52 | 2.75 | 5.42 | 15.80 | 16.66 | 0.00 | 0.00 | 130.76 |
| 525 | Joliet | 3,417 | 18.24 | 34.28 | 13.20 | 10.67 | 6.18 | 4.85 | 1.39 | 10.86 | 5.80 | 0.14 | 1.91 | 107.52 |
| 520 | Kankakee | 1,255 | 32.49 | 37.23 | 25.86 | 11.50 | 15.39 | 6.12 | 0.00 | 19.40 | 12.29 | 0.00 | 4.18 | 164.45 |
| 501 | Kaskaskia | 1,476 | 15.88 | 33.62 | 14.89 | 9.10 | 11.33 | 2.73 | 6.24 | 9.82 | 4.06 | 0.00 | 0.45 | 108.12 |
| 523 | Kishwaukee | 1,390 | 21.89 | 53.69 | 23.63 | 9.39 | 6.48 | 13.70 | 0.00 | 22.90 | 16.29 | 0.08 | 0.00 | 168.06 |
| 532 | Lake County | 3,193 | 20.93 | 29.25 | 18.04 | 10.90 | 8.50 | 7.24 | 1.90 | 12.88 | 7.52 | 0.22 | 0.22 | 117.60 |
| 517 | Lake Land | 2,046 | 14.56 | 31.85 | 13.43 | 14.30 | 9.60 | 2.45 | 2.20 | 3.06 | 7.94 | 0.05 | 0.00 | 99.45 |
| 536 | Lewis & Clark | 1,887 | 23.45 | 29.78 | 30.29 | 5.06 | 15.97 | 1.92 | 9.26 | 9.89 | 16.82 | 0.12 | 3.58 | 146.12 |
| 526 | Lincoln Land | 2,387 | 12.59 | 19.19 | 13.33 | 12.29 | 6.45 | 6.67 | 0.00 | 20.59 | 6.02 | 0.00 | 0.00 | 97.11 |
| 530 | Logan | 2,679 | 10.50 | 22.59 | 15.43 | 5.59 | 4.30 | 4.24 | 2.27 | 10.33 | 5.97 | 0.00 | 0.00 | 81.22 |
| 528 | McHenry | 1,357 | 14.19 | 38.45 | 20.82 | 13.18 | 6.58 | 10.35 | 3.02 | 16.80 | 8.54 | 0.00 | 0.00 | 131.92 |
| 524 | Moraine Valley | 4,988 | 14.41 | 28.77 | 16.19 | 6.57 | 5.97 | 1.71 | 3.82 | 9.40 | 4.26 | 0.00 | 0.00 | 91.10 |
| 527 | Morton | 890 | 22.92 | 48.49 | 25.57 | 14.90 | 16.45 | 0.00 | 7.34 | 16.73 | 4.36 | 0.00 | 0.00 | 156.76 |
| 535 | Oakton | 3,687 | 18.30 | 21.23 | 20.37 | 6.87 | 3.55 | 4.28 | 3.74 | 13.33 | 6.52 | 0.03 | 1.14 | 99.36 |
| 505 | Parkland | 4,008 | 9.52 | 22.52 | 12.91 | 8.93 | 6.63 | 0.78 | 3.29 | 14.24 | 2.78 | 0.11 | 0.80 | 82.52 |
| 515 | Prairie State | 1,487 | 22.57 | 47.59 | 20.16 | 7.22 | 6.06 | 9.04 | 1.58 | 15.86 | 11.92 | 0.00 | 0.00 | 141.99 |
| 521 | Rend Lake | 841 | 24.40 | 77.24 | 26.35 | 13.56 | 12.41 | 8.15 | 4.34 | 25.45 | 17.90 | 0.00 | 0.00 | 209.81 |
| 537 | Richland | 1,226 | 20.09 | 32.28 | 17.13 | 9.76 | 1.41 | 3.07 | 6.37 | 18.68 | 8.96 | 0.00 | 0.00 | 117.75 |
| 511 | Rock Valley | 2,849 | 13.82 | 31.23 | 17.64 | 14.32 | 11.42 | 6.48 | 3.67 | 17.32 | 7.47 | 0.17 | 0.00 | 123.53 |
| 518 | Sandburg | 1,052 | 24.50 | 41.57 | 20.59 | 11.17 | 9.69 | 5.18 | 2.73 | 10.21 | 0.79 | 0.28 | 5.70 | 132.39 |
| 506 | Sauk Valley | 899 | 22.80 | 75.68 | 30.02 | 14.57 | 13.82 | 6.77 | 0.00 | 27.22 | 7.88 | 0.00 | 45.64 | 244.41 |
| 531 | Shawnee | 989 | 19.56 | 17.32 | 11.03 | 9.59 | 7.28 | 6.37 | 0.00 | 9.75 | 1.83 | 0.00 | 0.00 | 82.73 |
| 510 | South Suburban | 3,032 | 25.80 | 23.78 | 19.12 | 11.22 | 8.11 | 8.86 | 2.23 | 0.00 | 8.51 | 0.00 | 14.40 | 122.03 |
| 533 | Southeastern | 1,056 | 14.43 | 31.07 | 16.45 | 10.05 | 19.01 | 3.23 | 5.55 | 12.68 | 1.79 | 0.00 | 0.00 | 114.26 |
| 534 | Spoon River | 632 | 32.52 | 86.61 | 21.94 | 21.34 | 0.00 | 5.62 | 27.88 | 0.00 | 15.16 | 0.00 | 0.00 | 211.08 |
| 601 | State Community | 387 | 42.89 | 117.01 | 42.89 | 19.29 | 0.00 | 6.29 | 0.00 | 18.07 | 2.91 | 0.32 | 0.00 | 249.66 |
| 504 | Triton | 4,206 | 23.73 | 50.89 | 19.03 | 6.40 | 6.91 | 3.33 | 2.53 | 14.03 | 6.42 | 0.36 | 3.97 | 137.60 |
| 516 | Waubonsee | 1,519 | 38.65 | 54.33 | 27.53 | 14.39 | 12.12 | 5.53 | 2.95 | 16.86 | 20.87 | 0.00 | 56.44 | 249.67 |
| 539 | Wood | 923 | 11.81 | 14.34 | 17.62 | 3.39 | 5.45 | 14.60 | 0.00 | 5.84 | 0.92 | 0.00 | 0.00 | 73.97 |
| | TOTAL/AVERAGES | 115,521 | 19.77 | 30.10 | 18.47 | 8.33 | 8.01 | 4.67 | 2.74 | 12.26 | 7.03 | 0.11 | 3.73 | 115.23 |

SOURCES OF DATA: RAMP/CC Tables C1.0 and C1.1 (FY1997)
10th Day Enrollment Report (Fall 1995)

Illinois Community College Board
Table V-11
GROSS SQUARE FOOTAGE OF SPACE ELIGIBILITY*
FOR FISCAL YEAR 1997 STATE-SUPPORTED CONSTRUCTION

| Dist. No. | District/College | Fall 95 On-Campus Day FTE Eligible Occupational | Other | Total Space Eligibility | State Approp Space Complete or Under Construction | Current Space Eligibility |
|---|---|---|---|---|---|---|
| 522 | Belleville | 280 | 5,379 | 574,568 | 271,412 | 303,156 |
| 503 | Black Hawk | 1,103 | 2,718 | 442,438 | 419,445 | 22,993 |
| 508 | Chicago | | | | | |
| | Daley | 212 | 2,120 | 257,300 | 0 | 257,300 |
| | Kennedy | 165 | 1,771 | 215,471 | 673,846 | -458,375 |
| | Malcolm | 249 | 1,643 | 214,303 | 541,575 | -327,272 |
| | Olive | 127 | 2,291 | 262,671 | 0 | 262,671 |
| | Truman | 358 | 3,691 | 430,192 | 437,500 | -7,308 |
| | Washington | 422 | 2,664 | 341,644 | 0 | 341,644 |
| | Wright | 407 | 3,090 | 381,760 | 241,745 | 140,015 |
| 507 | Danville | 407 | 1,045 | 171,930 | 218,402 | -46,472 |
| 502 | DuPage | 3,656 | 6,084 | 1,112,068 | 658,143 | 453,925 |
| 509 | Elgin | 2,045 | 2,759 | 578,459 | 341,932 | 236,527 |
| 512 | Harper | 475 | 4,366 | 508,672 | 599,832 | -91,160 |
| 540 | Heartland | 44 | 1,466 | 167,420 | 0 | 167,420 |
| 519 | Highland | 163 | 744 | 104,660 | 195,640 | -90,980 |
| 514 | Illinois Central | 366 | 3,515 | 415,120 | 469,286 | -54,166 |
| 529 | Illinois Eastern | | | | | |
| | Frontier | 31 | 150 | 20,840 | 0 | 20,840 |
| | Lincoln Trail | 132 | 413 | 63,910 | 90,467 | -26,557 |
| | Olney Central | 376 | 514 | 109,180 | 115,701 | -6,521 |
| | Wabash | 210 | 449 | 78,790 | 102,615 | -23,825 |
| 513 | Illinois Valley | 358 | 1,305 | 193,670 | 264,652 | -70,982 |
| 525 | Joliet | 1,098 | 2,319 | 401,439 | 464,219 | -62,780 |
| 520 | Kankakee | 376 | 879 | 149,330 | 202,578 | -53,248 |
| 501 | Kaskaskia | 587 | 889 | 179,970 | 51,949 | 128,021 |
| 523 | Kishwaukee | 237 | 1,153 | 160,010 | 165,938 | -5,928 |
| 532 | Lake County | 141 | 3,052 | 341,024 | 384,445 | -43,421 |
| 517 | Lake Land | 235 | 1,811 | 229,311 | 212,848 | 16,463 |
| 536 | Lewis & Clark | 109 | 1,778 | 208,338 | 247,846 | -39,508 |
| 526 | Lincoln Land | 213 | 2,174 | 262,894 | 278,113 | -15,219 |
| 530 | Logan | 414 | 2,265 | 300,225 | 231,308 | 68,917 |
| 528 | McHenry | 153 | 1,204 | 153,860 | 155,489 | -1,629 |
| 524 | Moraine Valley | 89 | 4,899 | 503,668 | 571,990 | -68,322 |
| 527 | Morton | 243 | 647 | 105,190 | 230,942 | -125,752 |
| 535 | Oakton | 317 | 3,370 | 394,920 | 303,107 | 91,813 |
| 505 | Parkland | 317 | 3,691 | 424,452 | 381,053 | 43,399 |
| 515 | Prairie State | 208 | 1,279 | 169,810 | 286,785 | -116,975 |
| 521 | Rend Lake | 260 | 581 | 100,310 | 173,987 | -73,677 |
| 537 | Richland | 127 | 1,099 | 138,670 | 202,144 | -63,474 |
| 511 | Rock Valley | 920 | 1,929 | 337,129 | 308,506 | 28,623 |
| 518 | Sandburg | 475 | 577 | 129,970 | 109,444 | 20,526 |
| 506 | Sauk Valley | 131 | 768 | 102,820 | 353,290 | -250,470 |
| 531 | Shawnee | 454 | 535 | 122,410 | 63,931 | 58,479 |
| 510 | South Suburban | 943 | 2,089 | 356,509 | 436,259 | -79,750 |
| 533 | Southeastern | 375 | 681 | 127,410 | 106,075 | 21,335 |
| 534 | Spoon River | 121 | 511 | 73,150 | 146,733 | -73,583 |
| 601 | State Community | 86 | 301 | 45,150 | 127,475 | -82,325 |
| 504 | Triton | 1,217 | 2,989 | 485,769 | 720,782 | -235,013 |
| 516 | Waubonsee | 296 | 1,223 | 175,970 | 162,700 | 13,270 |
| 539 | Wood | 276 | 647 | 109,810 | 96,773 | 13,037 |
| | TOTALS | 22,004 | 93,517 | 12,934,584 | 12,815,827 | |

*Computed in accordance with ICCB Rule 1501.603c4c
SOURCES OF DATA: ICCB Records
10th Day Enrollment Report (Fall 1995)

Illinois Community College Board
Table V-12
TOTAL PROTECTION, HEALTH, SAFETY PROJECTS APPROVED

| Dist. No. | District/College | # of Projects Approved Bond Issues | Tax Levy | Total | Total Budgeted Amounts |
|---|---|---|---|---|---|
| 522 | Belleville | 5 | 36 | 41 | $ 8,467,657 |
| 503 | Black Hawk | 0 | 62 | 62 | 7,598,097 |
| 508 | Chicago | 0 | 1 | 1 | 4,500,000 |
| 507 | Danville | 13 | 0 | 13 | 4,907,772 |
| 502 | DuPage | 0 | 0 | 0 | 0 |
| 509 | Elgin | 10 | 0 | 10 | 1,117,822 |
| 512 | Harper | 7 | 36 | 43 | 20,141,156 |
| 540 | Heartland | 0 | 0 | 0 | 0 |
| 519 | Highland | 1 | 27 | 28 | 4,511,775 |
| 514 | Illinois Central | 0 | 42 | 42 | 11,277,772 |
| 529 | Illinois Eastern | 34 | 0 | 34 | 4,744,354 |
| 513 | Illinois Valley | 0 | 32 | 32 | 4,019,976 |
| 525 | Joliet | 0 | 27 | 27 | 5,618,580 |
| 520 | Kankakee | 0 | 0 | 0 | 0 |
| 501 | Kaskaskia | 0 | 5 | 5 | 1,822,740 |
| 523 | Kishwaukee | 0 | 10 | 10 | 1,396,234 |
| 532 | Lake County | 11 | 31 | 42 | 6,597,255 |
| 517 | Lake Land | 2 | 24 | 26 | 4,550,594 |
| 536 | Lewis & Clark | 7 | 0 | 7 | 3,499,610 |
| 526 | Lincoln Land | 3 | 0 | 3 | 1,230,819 |
| 530 | Logan | 6 | 0 | 6 | 1,321,640 |
| 528 | McHenry | 0 | 2 | 2 | 1,904,456 |
| 524 | Moraine Valley | 0 | 19 | 19 | 1,910,160 |
| 527 | Morton | 5 | 2 | 7 | 5,517,269 |
| 535 | Oakton | 0 | 5 | 5 | 1,502,650 |
| 505 | Parkland | 0 | 17 | 17 | 2,333,909 |
| 515 | Prairie State | 10 | 10 | 20 | 8,851,346 |
| 521 | Rend Lake | 17 | 10 | 27 | 4,134,265 |
| 537 | Richland | 0 | 0 | 0 | 0 |
| 511 | Rock Valley | 0 | 53 | 53 | 7,265,119 |
| 518 | Sandburg | 0 | 14 | 14 | 2,257,729 |
| 506 | Sauk Valley | 2 | 20 | 22 | 4,405,476 |
| 531 | Shawnee | 10 | 0 | 10 | 1,135,364 |
| 510 | South Suburban | 22 | 31 | 53 | 11,046,718 |
| 533 | Southeastern | 0 | 0 | 0 | 0 |
| 534 | Spoon River | 7 | 3 | 10 | 2,787,507 |
| 601 | State Community | 0 | 0 | 0 | 0 |
| 504 | Triton | 0 | 67 | 67 | 14,243,148 |
| 516 | Waubonsee | 0 | 27 | 27 | 4,419,705 |
| 539 | Wood | 0 | 17 | 17 | 783,400 |
| | TOTALS | 172 | 630 | 802 | $ 171,822,074 |

SOURCE OF DATA: ICCB Records

Illinois Community College Board
Table V-13
BUDGETED REVENUE FOR COMMUNITY COLLEGE CONSTRUCTION
SINCE JANUARY 1990*

| Dist. No. | District/College | Project | Federal | Local | State | Total |
|---|---|---|---|---|---|---|
| 522 | Belleville | Mechanical System Renovation | $0 | $429,650 | $0 | $429,650 |
| | | Student Services Renovation | 0 | 242,179 | 94,926 | 337,105 |
| | | Fire Protection Renovation | 0 | 47,600 | 0 | 47,600 |
| | | Roofing System Repairs | 0 | 283,440 | 0 | 283,440 |
| | | Campus Storage Renovation | 0 | 164,869 | 93,866 | 258,735 |
| | | Energy Conservation | 0 | 95,750 | 0 | 95,750 |
| | | Cafeteria Expansion | 0 | 181,000 | 0 | 181,000 |
| | | Modular Classroom Units | 0 | 584,170 | 0 | 584,170 |
| | | Accessibility Renovations | 0 | 789,000 | 0 | 789,000 |
| | | Accessibility Modifications | 0 | 102,200 | 0 | 102,200 |
| | | Mechanical System Renovation | 0 | 589,120 | 0 | 589,120 |
| | | Roofing & Moisture Problems | 0 | 47,040 | 0 | 47,040 |
| | | Aviation Maintenance Training Facility | 0 | 265,750 | 0 | 265,750 |
| | | Remodel Vo-Tech Center | 0 | 752,100 | 2,256,400 | 3,008,500 |
| | | Moisture Protection-Roof Replace | 0 | 30,000 | 0 | 30,000 |
| | | Hazardous Materials Storage | 0 | 130,000 | 0 | 130,000 |
| | | Water Piping-Code Corrections | 0 | 153,400 | 0 | 153,400 |
| | | Energy Conservation | 0 | 25,200 | 0 | 25,200 |
| | | Fire Protection Renovation | 0 | 82,040 | 0 | 82,040 |
| | | Exterior Lighting Code Corrections | 0 | 80,000 | 0 | 80,000 |
| | | Energy Conservation Measures | 0 | 668,600 | 0 | 668,600 |
| | | Moisture Protection-Window Repl. | $0 | $28,000 | $0 | $28,000 |
| | | | | | | $8,216,300 |
| 503 | Black Hawk | Remodel Corporate Center | $0 | $274,042 | $0 | $274,042 |
| | | Site Acquisition | 0 | 370,000 | 0 | 370,000 |
| | | Life Safety Renovations | 0 | 30,955 | 0 | 30,955 |
| | | Weatherize Entrances | 0 | 91,269 | 0 | 91,269 |
| | | Fire Code Corrections | 0 | 111,391 | 0 | 111,391 |
| | | New Restroom Facility | 0 | 30,700 | 0 | 30,700 |
| | | Construction Defects | 0 | 0 | 210,000 | 210,000 |
| | | Aggregate Repairs | 0 | 114,719 | 0 | 114,719 |
| | | Roof Replacement | 0 | 118,507 | 0 | 118,507 |
| | | WIU Office Relocation | 0 | 7,000 | 0 | 7,000 |
| | | Local Child Care Center | 0 | 45,000 | 0 | 45,000 |
| | | Storm Drainage Repairs-Phase V | 0 | 145,000 | 0 | 145,000 |
| | | Install Variable Air Volume System | 0 | 465,000 | 0 | 465,000 |
| | | Storm Drain System-Phase IV | 0 | 119,900 | 0 | 119,900 |
| | | Retube Boiler | 0 | 107,000 | 0 | 107,000 |
| | | Fire & Security System Update | 0 | 256,094 | 0 | 256,094 |
| | | Pool Repairs | 0 | 140,000 | 0 | 140,000 |
| | | Energy Management System | 0 | 29,955 | 0 | 29,955 |
| | | Storm Drainage Repair-Phase IV | 0 | 96,800 | 0 | 96,800 |
| | | Asbestos Removal | 0 | 359,800 | 0 | 359,800 |
| | | Rehabilitate Building 4 | 0 | 201,429 | 0 | 201,429 |
| | | HVAC Repairs | 0 | 96,500 | 0 | 96,500 |
| | | HVAC Replacement | 0 | 34,876 | 0 | 34,876 |
| | | Hazardous Boiler Replacement | 0 | 61,175 | 0 | 61,175 |
| | | Elevator Code Modifications | 0 | 101,765 | 0 | 101,765 |
| | | Reroof Three Buildings | 0 | 161,809 | 0 | 161,809 |
| | | ADA Modifications | 0 | 455,620 | 0 | 455,620 |
| | | Direct Service Addition | 0 | 1,210,000 | 0 | 1,210,000 |
| | | Moisture Protection/Plumbing | 0 | 136,200 | 0 | 136,200 |

Illinois Community College Board
Table V-13
BUDGETED REVENUE FOR COMMUNITY COLLEGE CONSTRUCTION
SINCE JANUARY 1990*

| Dist. No. | District/College | Project | Federal | Local | State | Total |
|---|---|---|---|---|---|---|
| | | Sewer & Erosion Repairs | 0 | 94,100 | 0 | 94,100 |
| | | Chemical Storage Alterations | 0 | 52,290 | 0 | 52,290 |
| | | Roof Improvements | 0 | 257,500 | 0 | 257,500 |
| | | Fire Alarm Update | $0 | $132,401 | $0 | $132,401 |
| | | | | | | $6,118,797 |
| 508 | Chicago | | | | | |
| | City-Wide | Construction/West Side Tech | $0 | $31,500,000 | $8,500,000 | $40,000,000 |
| | Daley | Renovate Stairway/Bridge | 0 | 0 | 620,899 | 620,899 |
| | | Asbestos Abatement | 0 | 0 | 50,000 | 50,000 |
| | | Additional Renovations-Stairway/Bridge | 0 | 0 | 62,535 | 62,535 |
| | | Exterior Improvements | 0 | 0 | 200,000 | 200,000 |
| | | Window Covering | 0 | 0 | 139,030 | 139,030 |
| | | Window Coverings | 0 | 0 | 125,000 | 125,000 |
| | Kennedy-King | Exterior Painting/Caulking | 0 | 0 | 287,303 | 287,303 |
| | Malcolm X | Renovate Locker Rooms | 0 | 0 | 400,000 | 400,000 |
| | Olive-Harvey | Exterior Paint, Sidewalks | 0 | 0 | 241,626 | 241,626 |
| | | Renovate Building 5 | 0 | 0 | 530,000 | 530,000 |
| | Truman | Replace Carpet & Flooring | 0 | 0 | 50,000 | 50,000 |
| | | Remodeling | 0 | 1,675,000 | 0 | 1,675,000 |
| | Washington | Remodel Floors-Basement through 11 | 0 | 1,385,481 | 0 | 1,385,481 |
| | | Dawson Skills Rehab | 0 | 0 | 3,500,000 | 3,500,000 |
| | Wilbur Wright | Remodel Old Wright | 0 | 1,050,000 | 0 | 1,050,000 |
| | | Land/New Campus | 0 | 76,600,000 | 0 | 76,600,000 |
| | | Humboldt Park Vocational Center | $0 | $5,000,000 | $2,000,000 | $7,000,000 |
| | | | | | | $133,916,874 |
| 507 | Danville | Repave Parking Lots | $0 | $10,312 | $83,586 | $93,898 |
| | | Classroom/Labs-Miller Gym | 0 | 673,700 | 1,853,600 | 2,527,300 |
| | | Repair Gazebo | 0 | 0 | 12,475 | 12,475 |
| | | Technology Center Addition | 0 | 889,800 | 672,200 | 1,562,000 |
| | | Install Automatic Door | 0 | 0 | 6,500 | 6,500 |
| | | Seal Coating-Parking Areas | 0 | 0 | 10,058 | 10,058 |
| | | Auto Door Openers | 0 | 0 | 6,850 | 6,850 |
| | | Repair Porches-Building 17 | 0 | 0 | 53,270 | 53,270 |
| | | Repair Roof-Building 17 | 0 | 0 | 77,086 | 77,086 |
| | | Roof Repairs | 0 | 595,847 | 0 | 595,847 |
| | | Energy Conservation | 0 | 33,272 | 0 | 33,272 |
| | | Tech Center/Parking Lots | 0 | 0 | 70,000 | 70,000 |
| | | Utility Tunnel Replacmenet | 0 | 1,566,200 | 0 | 1,566,200 |
| | | Fuel Oil Tank Replacement | 0 | 28,399 | 0 | 28,399 |
| | | College Center Repairs | 0 | 0 | 66,500 | 66,500 |
| | | Asbestos/Radon Survey | $0 | $96,554 | $0 | $96,554 |
| | | | | | | $6,806,209 |
| 502 | DuPage | Site Acquisition-Naperville | $0 | $816,750 | $0 | $816,750 |
| | | Site Acquisition-Westmont | 0 | 609,840 | 0 | 609,840 |
| | | Instructional Computing Center | 0 | 391,200 | 1,173,500 | 1,564,700 |
| | | Parkway Expansion | 0 | 928,940 | 0 | 928,940 |
| | | Walkway Lighting/Reroof Building | 0 | 201,893 | 230,107 | 432,000 |
| | | Parking Lot Expansion | 0 | 975,387 | 0 | 975,387 |
| | | Warehouse Expansion | 0 | 613,340 | 0 | 613,340 |
| | | Renovate Parking Lots 1-5 | 0 | 229,060 | 227,538 | 456,598 |

Illinois Community College Board
Table V-13
BUDGETED REVENUE FOR COMMUNITY COLLEGE CONSTRUCTION
SINCE JANUARY 1990*

| Dist. No. | District/College | Project | Federal | Local | State | Total |
|---|---|---|---|---|---|---|
| | | Construct Extension Centers | 0 | 3,572,800 | 0 | 3,572,800 |
| | | Renovate Parking Lots 8 thru 12 | 0 | 636,911 | 227,538 | 864,449 |
| | | Land/North Regional Site | 0 | 650,000 | 0 | 650,000 |
| | | Business/Industry Conference Center | 0 | 5,500,000 | 0 | 5,500,000 |
| | | Visual/Performing Arts Phase I | 0 | 23,260,694 | 0 | 23,260,694 |
| | | Site Acquisition/Naperville | 0 | 449,757 | 0 | 449,757 |
| | | Ceiling Replacement | 0 | 0 | 263,395 | 263,395 |
| | | Roadway Renovations | 0 | 0 | 224,080 | 224,080 |
| | | Fitness Room Addition | $0 | $348,000 | $0 | $348,000 |
| | | | | | | $41,530,730 |
| 509 | Elgin | Parking Lot Repairs | $0 | $0 | $66,594 | $66,594 |
| | | Construction Maintenance Bldg. | 0 | 239,533 | 0 | 239,533 |
| | | Moisture Protection | 0 | 92,739 | 0 | 92,739 |
| | | Construct Maintenance Bldg. | 0 | 239,533 | 0 | 239,533 |
| | | Mobile Classroom Units | 0 | 137,400 | 0 | 137,400 |
| | | Exterior Lighting | 0 | 327,500 | 0 | 327,500 |
| | | Construct Applied Tech Building | 0 | 1,145,750 | 0 | 1,145,750 |
| | | HVAC Modifications | 0 | 40,740 | 0 | 40,740 |
| | | Resurface Parking Lot 1 | 0 | 3,456 | 75,544 | 79,000 |
| | | Accessibility Modifications | 0 | 38,045 | 0 | 38,045 |
| | | Repair Parking Lots | 0 | 0 | 241,675 | 241,675 |
| | | Site Acquisition | $0 | $2,061,300 | $0 | $2,061,300 |
| | | | | | | $4,709,809 |
| 512 | Harper | HVAC Renovations | $0 | $1,259,280 | $0 | $1,259,280 |
| | | Roof Replacement Bldgs. B,C,G,H | 0 | 1,121,250 | 0 | 1,121,250 |
| | | Construct Observatory | 0 | 44,200 | 0 | 44,200 |
| | | Energy Management System | 0 | 1,000,000 | 0 | 1,000,000 |
| | | Resurface Parking Lot 8,9,10 | 0 | 789,000 | 0 | 789,000 |
| | | Repave Perimeter Road | 0 | 146,400 | 0 | 146,400 |
| | | Renovate Fire Alarm System | 0 | 327,600 | 0 | 327,600 |
| | | Construction Defects | 0 | 0 | 3,184,856 | 3,184,856 |
| | | Install Accessible Drinking | 0 | 200,000 | 0 | 200,000 |
| | | Boiler Repairs/Building B | 0 | 110,000 | 0 | 110,000 |
| | | Alter Doorway/Building 1 | 0 | 29,500 | 0 | 29,500 |
| | | Roof Repair/Alteration | 0 | 710,000 | 0 | 710,000 |
| | | Repair Parking Lots | 0 | 0 | 144,831 | 144,831 |
| | | Replace Wheelchair Lifts | 0 | 75,000 | 0 | 75,000 |
| | | Replace Underground Storage | 0 | 190,000 | 0 | 190,000 |
| | | Repair Roofs-Buildings A & D | 0 | 400,000 | 0 | 400,000 |
| | | Fire Supression System | 0 | 25,000 | 0 | 25,000 |
| | | Plumbing Repairs-Buildings I & J | 0 | 420,000 | 0 | 420,000 |
| | | Electrical/Mechanical Repairs | 0 | 1,469,550 | 0 | 1,469,550 |
| | | Repair Parking Lot 3 | 0 | 85 | 155,230 | 155,315 |
| | | Repair HVAC-Building V | 0 | 50,000 | 0 | 50,000 |
| | | Repair Roofs-Buildings B,E,I,J | 0 | 385,000 | 0 | 385,000 |
| | | Repair Restrooms-Building D | 0 | 438,500 | 0 | 438,500 |
| | | Accessibility Renovations | 0 | 54,000 | 0 | 54,000 |
| | | Elevator Accessibility | 0 | 72,500 | 0 | 72,500 |
| | | Fire Sprinkler Installation | 0 | 199,750 | 0 | 199,750 |
| | | Power Distribution System | 0 | 317,250 | 0 | 317,250 |
| | | Hazardous Bleacher Repair | 0 | 100,000 | 0 | 100,000 |

Illinois Community College Board
Table V-13
BUDGETED REVENUE FOR COMMUNITY COLLEGE CONSTRUCTION
SINCE JANUARY 1990*

| Dist. No. | District/College | Project | Federal | Local | State | Total |
|---|---|---|---|---|---|---|
| | | Site Acquisition/Northeast | 0 | 2,000,000 | 0 | 2,000,000 |
| | | Water Main Extension | 0 | 247,925 | 0 | 247,925 |
| | | Construct Instructional Bldg. | 0 | 12,589,800 | 0 | 12,589,800 |
| | | Roof Replacement-Bldg. F | 0 | 235,000 | 0 | 235,000 |
| | | Roof & Ceiling-Bldg. D | 0 | 0 | 145,841 | 145,841 |
| | | Moisture Protection-NE Center | $0 | $178,000 | $0 | $178,000 |
| | | | | | | $28,815,348 |
| 519 | Highland | Walk Replacement/Phase IV | $0 | $85,000 | $0 | $85,000 |
| | | Reroof Sports Complex | 0 | 81,000 | 0 | 81,000 |
| | | Install Nonskid Pool Deck | 0 | 25,000 | 0 | 25,000 |
| | | Sidewalk Replacement | 0 | 172,648 | 0 | 172,648 |
| | | Reroof Maintenance Barn | 0 | 35,000 | 0 | 35,000 |
| | | Accessibility-Auto Doors | 0 | 41,950 | 0 | 41,950 |
| | | Tuckpointing & Sidewalks | 0 | 73,000 | 0 | 73,000 |
| | | Drainage Repairs-Lot D | 0 | 85,230 | 0 | 85,230 |
| | | Bleacher Repairs | 0 | 51,725 | 0 | 51,725 |
| | | Sidewalk Repair/Drainage-Phase IV | 0 | 70,190 | 0 | 70,190 |
| | | Drainage Alterations | 0 | 173,387 | 0 | 173,387 |
| | | Sidewalk Rehabilitation | 0 | 248,398 | 0 | 248,398 |
| | | Student Center Building | 0 | 168,600 | 4,952,000 | 5,120,600 |
| | | Exterior Waterproofing Modifications | 0 | 51,425 | 0 | 51,425 |
| | | Underground Storage Tank | 0 | 50,050 | 0 | 50,050 |
| | | Moisture Protection | 0 | 75,637 | 0 | 75,637 |
| | | Renovation/Buildings M & R | 0 | 0 | 284,968 | 284,968 |
| | | ADA Projects | 0 | 257,620 | 0 | 257,620 |
| | | ADA Compliance | 0 | 318,666 | 0 | 318,666 |
| | | Auto Body Code Corrections | 0 | 110,480 | 0 | 110,480 |
| | | Laboratory Ventilation | 0 | 56,975 | 0 | 56,975 |
| | | Fire Alarm Improvements | $0 | $155,768 | $0 | $155,768 |
| | | | | | | $7,624,717 |
| 514 | Illinois Central | Test Cells | $0 | $108,000 | $0 | $108,000 |
| | | Phase II-Downtown Center | 0 | 2,373,250 | 0 | 2,373,250 |
| | | Hazardous Surface Repairs | 0 | 170,000 | 0 | 170,000 |
| | | Courtyard Rehabilitation | 0 | 360,000 | 0 | 360,000 |
| | | Campus Security | 0 | 66,000 | 0 | 66,000 |
| | | Remodel Dirksen Hall | 0 | 325,000 | 0 | 325,000 |
| | | Replace HVAC Units | 0 | 407,000 | 0 | 407,000 |
| | | Parking Lot Rehabilitation | 0 | 5,127 | 149,102 | 154,229 |
| | | Enclose Overhang/Administration Bldg. | 0 | 225,000 | 0 | 225,000 |
| | | Repair Underground Storage Tank | 0 | 289,670 | 0 | 289,670 |
| | | Parking Deck Construction | 0 | 550,000 | 0 | 550,000 |
| | | Construction Defects-Roof | 0 | 0 | 493,000 | 493,000 |
| | | Construct Storage Building | 0 | 78,177 | 0 | 78,177 |
| | | Roof Repair-Gymnasium | 0 | 134,500 | 0 | 134,500 |
| | | Repair Dirksen Parking Lot | 0 | 2,563 | 147,437 | 150,000 |
| | | Renovate Parking Lot A | 0 | 2,563 | 147,437 | 150,000 |
| | | Replace Electric Transformers | 0 | 66,000 | 0 | 66,000 |
| | | Replace Rooftop HVAC Units | 0 | 830,000 | 0 | 830,000 |
| | | Parking Lot F Renovation | 0 | 0 | 103,800 | 103,800 |
| | | Fire Damper Replacement | 0 | 475,200 | 0 | 475,200 |
| | | Asbestos Removal/SW Adams | 0 | 143,750 | 0 | 143,750 |

Illinois Community College Board
Table V-13
BUDGETED REVENUE FOR COMMUNITY COLLEGE CONSTRUCTION
SINCE JANUARY 1990*

| Dist. No. | District/College | Project | Federal | Local | State | Total |
|---|---|---|---|---|---|---|
| | | Boiler Room Roof Replacement | 0 | 76,790 | 0 | 76,790 |
| | | Roof Replacement-SW Adams | 0 | 141,900 | 0 | 141,900 |
| | | ADA Survey/Phase I Corrective Work | 0 | 186,390 | 0 | 186,390 |
| | | Water-Fire Main Relocations | 0 | 234,698 | 0 | 234,698 |
| | | Erosion Control | 0 | 76,000 | 0 | 76,000 |
| | | ADA Elevator Addition | 0 | 165,460 | 0 | 165,460 |
| | | Parking Lot Restoration | 0 | 0 | 123,400 | 123,400 |
| | | Acquisition/Renovation-World Drug Bldg. | 0 | 6,386,400 | 0 | 6,386,400 |
| | | Repair of Bridges | 0 | 97,000 | 0 | 97,000 |
| | | Roof Replacement-Lawrence | $0 | $80,000 | $0 | $80,000 |
| | | | | | | $15,220,614 |
| 529 | Illinois Eastern | Construct Microwave Tower | $0 | $313,191 | $0 | $313,191 |
| | | Roof Replacements | 0 | 0 | 813,000 | 813,000 |
| | | Stage Floor Replacement | 0 | 0 | 19,159 | 19,159 |
| | | Ventilation Corrections | 0 | 117,041 | 0 | 117,041 |
| | | Stage Floor Replacement | 0 | 0 | 21,304 | 21,304 |
| | | ADA Compliance Alterations | 0 | 71,400 | 0 | 71,400 |
| | | Pool Filter Replacement | 0 | 33,062 | 0 | 33,062 |
| | | Storm Sewer Waterway Repairs | 0 | 56,856 | 0 | 56,856 |
| | | Robinson Commercial Building | 0 | 481,960 | 0 | 481,960 |
| | | Tool & Die Shop Code Modifications | 0 | 141,546 | 0 | 141,546 |
| | | HVAC Replacement | 0 | 0 | 324,450 | 324,450 |
| | Frontier | Remodel LRC | 0 | 22,280 | 0 | 22,280 |
| | | Maintenance/Storage Shed | 0 | 18,400 | 0 | 18,400 |
| | Olney Central | Relocate Child Care Center | 0 | 2,000 | 0 | 2,000 |
| | | Construction Defects/Wattleworth | 0 | 615,000 | 0 | 615,000 |
| | | Reroof Stair Enclosures | 0 | 31,838 | 0 | 31,838 |
| | | Parking Lot Expansion | 0 | 75,000 | 0 | 75,000 |
| | Wabash Valley | Natatorium Roof Replacement | 0 | 81,627 | 0 | 81,627 |
| | | Roof Repairs | 0 | 1,188,000 | 0 | 1,188,000 |
| | | HVAC Replacement | 0 | 226,200 | 0 | 226,200 |
| | | Gym Floor Replacement | $0 | $0 | $88,962 | $88,962 |
| | | | | | | $4,742,276 |
| 513 | Illinois Valley | Furnace Replacement | $0 | $48,600 | $0 | $48,600 |
| | | Fire Door Controls | 0 | 30,000 | 0 | 30,000 |
| | | Hazardous Floor Replacement | 0 | 56,723 | 0 | 56,723 |
| | | Road Subsurface Erosion | 0 | 50,301 | 0 | 50,301 |
| | | Biology Lab Utilities | 0 | 28,904 | 0 | 28,904 |
| | | Replace Hazardous Floor | 0 | 58,000 | 0 | 58,000 |
| | | Replace Water Main | 0 | 78,860 | 0 | 78,860 |
| | | Energy Audit and Survey | 0 | 29,400 | 0 | 29,400 |
| | | Maintenance Room Ventilation | 0 | 0 | 18,800 | 18,800 |
| | | Roof Replacement-Gym | 0 | 30,142 | 0 | 30,142 |
| | | Roof Replacement | 0 | 51,450 | 0 | 51,450 |
| | | Repair Parking Lots | 0 | 0 | 44,620 | 44,620 |
| | | Modify Elevators | 0 | 121,211 | 0 | 121,211 |
| | | Roadway & Parking Lot | 0 | 0 | 64,136 | 64,136 |
| | | Asbestos Abatement-Building G | 0 | 145,200 | 0 | 145,200 |
| | | Asbestos Abatement A-301 | 0 | 111,200 | 0 | 111,200 |
| | | Asbestos Abatement | 0 | 115,800 | 0 | 115,800 |
| | | Repair Parking Lot 5 | 0 | 24,522 | 63,420 | 87,942 |

Illinois Community College Board
Table V-13
BUDGETED REVENUE FOR COMMUNITY COLLEGE CONSTRUCTION
SINCE JANUARY 1990*

| Dist. No. | District/College | Project | Federal | Local | State | Total |
|---|---|---|---|---|---|---|
| | | Reroof Auto Ag Facility | 0 | 130,725 | 0 | 130,725 |
| | | Sewer Line Hookup | 0 | 84,000 | 0 | 84,000 |
| | | Energy Conservation/Retrofit | 0 | 257,000 | 0 | 257,000 |
| | | Roof Replacement | 0 | 220,000 | 0 | 220,000 |
| | | Asbestos Removal-Water Tanks | 0 | 120,000 | 0 | 120,000 |
| | | Security Lighting-Phase II | 0 | 160,320 | 0 | 160,320 |
| | | Hazardous Walk Replacment | 0 | 40,780 | 45,816 | 86,596 |
| | | Sidewalk Replacement Phase II | 0 | 0 | 60,200 | 60,200 |
| | | ADA Modifications | 0 | 180,600 | 0 | 180,600 |
| | | Sidewalk Replacement | 0 | 0 | 47,300 | 47,300 |
| | | Plumbing Code Compliance | 0 | 30,250 | 0 | 30,250 |
| | | Asbestos Abatement | 0 | 125,890 | 0 | 125,890 |
| | | ADA Modifications | 0 | 150,120 | 0 | 150,120 |
| | | Security Lighting | 0 | 158,970 | 0 | 158,970 |
| | | Asbestos Removal-Science Fume | $0 | $40,800 | $0 | $40,800 |
| | | | | | | $3,024,060 |
| 525 | Joliet | Resurface Tennis Courts | $0 | $81,400 | $0 | $81,400 |
| | | New Roofing Building E | 0 | 211,800 | 0 | 211,800 |
| | | Water Seepage - Roof | 0 | 213,400 | 0 | 213,400 |
| | | Repair Parking Lots | 0 | 0 | 132,108 | 132,108 |
| | | Emergency Telephones | 0 | 66,286 | 0 | 66,286 |
| | | Remove Asbestos Flooring | 0 | 88,300 | 0 | 88,300 |
| | | Parking Lot and Roadway Repair | 0 | 21,067 | 121,073 | 142,140 |
| | | Exterior Stair-Rennaisance Center | 0 | 72,315 | 0 | 72,315 |
| | | Roof Work-Rennaisance Center | 0 | 100,100 | 0 | 100,100 |
| | | Emergency Telephones/Phase II | 0 | 82,300 | 0 | 82,300 |
| | | Roof Replacement/Building G | 0 | 145,200 | 0 | 145,200 |
| | | North Campus Site | 0 | 4,665,650 | 0 | 4,665,650 |
| | | Install Fire Alarm System | 0 | 75,500 | 0 | 75,500 |
| | | Roof Replacement-Building D | 0 | 0 | 98,222 | 98,222 |
| | | Install Cogeneration System | 0 | 949,000 | 0 | 949,000 |
| | | Parking Lot Restoration | 0 | 0 | 210,061 | 210,061 |
| | | ADA Compliance | $0 | $287,980 | $0 | $287,980 |
| | | | | | | $7,621,762 |
| 520 | Kankakee | Repair Chimney Flue | $0 | $0 | $43,513 | $43,513 |
| | | Modify Heating System | 0 | 13,892 | 46,079 | 59,971 |
| | | Classroom Addition | 0 | 3,268,500 | 0 | 3,268,500 |
| | | Update Fire Alarm System | 0 | 0 | 64,505 | 64,505 |
| | | Retube Boilers | 0 | 0 | 39,800 | 39,800 |
| | | Roadway Lighting | 0 | 0 | 58,965 | 58,965 |
| | | West Campus Renovation | $0 | $158,880 | $51,120 | $210,000 |
| | | | | | | $3,745,254 |
| 501 | Kaskaskia | Replace Roof-Gym & Science | $0 | $0 | $51,797 | $51,797 |
| | | Alterations-Buildings C,D,E,F | 0 | 780,000 | 0 | 780,000 |
| | | Lighting Code Corrections | 0 | 243,500 | 0 | 243,500 |
| | | Roofing Replacement | 0 | 0 | 170,228 | 170,228 |
| | | ADA-Door Operators | 0 | 39,240 | 0 | 39,240 |
| | | Roof Replacement-various buildings | $0 | $140,000 | $0 | $140,000 |
| | | | | | | $1,424,765 |

Illinois Community College Board
Table V-13
BUDGETED REVENUE FOR COMMUNITY COLLEGE CONSTRUCTION
SINCE JANUARY 1990*

| Dist. No. | District/College | Project | Federal | Local | State | Total |
|---|---|---|---|---|---|---|
| 523 | Kishwaukee | Accessibility/Phase II | $0 | $113,900 | $0 | $113,900 |
| | | Repair Bleachers | 0 | 0 | 13,200 | 13,200 |
| | | Handicapped Accessibility | 0 | 55,320 | 0 | 55,320 |
| | | Resurface Tennis Courts | 0 | 0 | 32,000 | 32,000 |
| | | Repair Roof-Boiler Room | 0 | 0 | 15,000 | 15,000 |
| | | Construction Defects | 0 | 0 | 125,000 | 125,000 |
| | | Parking Lot Lighting | 0 | 2,584 | 50,691 | 53,275 |
| | | Library Expansion | 0 | 361,992 | 1,452,000 | 1,813,992 |
| | | Addition/Construction-Phase IV | 0 | 9,989,400 | 0 | 9,989,400 |
| | | Roof Replacement | 0 | 382,005 | 0 | 382,005 |
| | | ADA Walk/Egress Repairs | 0 | 65,119 | 0 | 65,119 |
| | | Wellhouse Safety | 0 | 47,425 | 0 | 47,425 |
| | | Water Penetration | 0 | 279,197 | 0 | 279,197 |
| | | Wellhouse Code Corrections | 0 | 47,425 | 0 | 47,425 |
| | | Parking Lot Resurfacing (South Lot) | $0 | $0 | $179,835 | $179,835 |
| | | | | | | $13,212,509 |
| 532 | Lake County | Fume Hood Reinstallation | $0 | $114,000 | $0 | $114,000 |
| | | Water Main Loop Connection | 0 | 43,000 | 0 | 43,000 |
| | | Toilet Room Accessibility | 0 | 130,000 | 0 | 130,000 |
| | | Voice Communication System | 0 | 54,000 | 0 | 54,000 |
| | | Asbestos Survey | 0 | 32,400 | 0 | 32,400 |
| | | Gym Lighting Retrofit | 0 | 30,000 | 0 | 30,000 |
| | | Roof Repairs & Insulation | 0 | 918,000 | 0 | 918,000 |
| | | Metal Siding Repair | 0 | 32,400 | 0 | 32,400 |
| | | Chemistry Lab Alterations | 0 | 142,500 | 0 | 142,500 |
| | | Fire Alarm System Repairs | 0 | 626,400 | 0 | 626,400 |
| | | Repair Exhaust Systems | 0 | 82,000 | 0 | 82,000 |
| | | Access Road & Parking | 0 | 0 | 212,422 | 212,422 |
| | | Reroof Lake Shore Campus | 0 | 166,300 | 0 | 166,300 |
| | | Install Accessible Hardware | 0 | 27,400 | 0 | 27,400 |
| | | Repave Parking Lot 4 | 0 | 2,828 | 107,601 | 110,429 |
| | | Heating System Repair | 0 | 86,000 | 0 | 86,000 |
| | | Repave Parking Lot 7 | 0 | 0 | 106,211 | 106,211 |
| | | Electrical Modifications | 0 | 26,700 | 0 | 26,700 |
| | | Replacement Wiring | 0 | 130,700 | 0 | 130,700 |
| | | Fire Alarm & System Auto. | 0 | 686,600 | 0 | 686,600 |
| | | Drainage Repairs | 0 | 332,000 | 0 | 332,000 |
| | | Accessible Entrances | 0 | 30,900 | 0 | 30,900 |
| | | Mechanical Unit Repairs | 0 | 162,000 | 0 | 162,000 |
| | | Sidewalk Repairs | 0 | 67,700 | 0 | 67,700 |
| | | Parking Lot Restoration | 0 | 0 | 127,900 | 127,900 |
| | | Improve Access/Parking Lot | 0 | 0 | 257,900 | 257,900 |
| | | ADA Compliance | 0 | 345,000 | 0 | 345,000 |
| | | Lakshore Campus Expanion | 0 | 3,250,000 | 0 | 3,250,000 |
| | | Heating Control/Lakeshore | $0 | $29,700 | $0 | $29,700 |
| | | | | | | $8,360,562 |
| 517 | Lake Land | Energy Management System/Phase I | $0 | $191,531 | $0 | $191,531 |
| | | Energy Management/Phase II | 77,762 | 84,764 | 0 | 162,526 |
| | | Replace Heat Piping | 0 | 180,000 | 0 | 180,000 |
| | | Pave South Parking Lot | 0 | 6,384 | 98,116 | 104,500 |
| | | Renovate Classrooms | 0 | 0 | 44,651 | 44,651 |

Illinois Community College Board
Table V-13
BUDGETED REVENUE FOR COMMUNITY COLLEGE CONSTRUCTION
SINCE JANUARY 1990*

| Dist. No. | District/College | Project | Federal | Local | State | Total |
|---|---|---|---|---|---|---|
| | | Agricultural Tech Building | 0 | 255,000 | 0 | 255,000 |
| | | Resurface Parking Lot | 0 | 55,400 | 36,600 | 92,000 |
| | | Exterior Moisture Protection | 0 | 78,000 | 0 | 78,000 |
| | | Drainage Repairs | 0 | 300,000 | 0 | 300,000 |
| | | Exterior Door Modifications | 0 | 120,000 | 0 | 120,000 |
| | | Cooling Towers Repairs | 0 | 63,000 | 0 | 63,000 |
| | | HVAC Alterations-Field House | 0 | 36,000 | 0 | 36,000 |
| | | Asbestos Survey | 0 | 58,500 | 0 | 58,500 |
| | | Hazardous Bleacher Repair | 0 | 72,000 | 0 | 72,000 |
| | | ADA Modifications | 0 | 34,500 | 0 | 34,500 |
| | | Security Lighting Upgrade | 0 | 216,000 | 0 | 216,000 |
| | | ADA Signage | 0 | 65,000 | 0 | 65,000 |
| | | Natural Gas Line Replacement | 0 | 52,250 | 0 | 52,250 |
| | | Electrical Code Corrections | 0 | 289,600 | 0 | 289,600 |
| | | Campus Roadway Renovation | 0 | 0 | 65,916 | 65,916 |
| | | Asbestos Encapsulation | 0 | 354,983 | 0 | 354,983 |
| | | Center for Higher Ed Technology | 0 | 751,600 | 1,348,400 | 2,100,000 |
| | | ADA Restrooms | 0 | 50,000 | 0 | 50,000 |
| | | Reroof Fieldhouse | 0 | 30,000 | 0 | 30,000 |
| | | Reroof Covered Walkways | $0 | $180,000 | $0 | $180,000 |
| | | | | | | $5,195,957 |
| 536 | Lewis & Clark | Hatheway Hall | $0 | $283,000 | $850,000 | $1,133,000 |
| | | New Parking Lots | 0 | 267,000 | 0 | 267,000 |
| | | Stage Remodeling | 0 | 199,800 | 0 | 199,800 |
| | | Renovation for Reception Area | 0 | 150,000 | 0 | 150,000 |
| | | Modify Electrical Main Complex | 0 | 0 | 72,831 | 72,831 |
| | | Install Fire Alarm | 0 | 0 | 10,000 | 10,000 |
| | | Modify Ventilation System | 0 | 0 | 32,515 | 32,515 |
| | | Handicapped Accessibility | 0 | 222,100 | 1,300,000 | 1,522,100 |
| | | Two Bldgs.-Arts/Cer-Maintenance | 0 | 350,000 | 0 | 350,000 |
| | | Relocate Chapel | 0 | 2,194,500 | 0 | 2,194,500 |
| | | Remodel Trimpe Building | 0 | 800,000 | 2,400,000 | 3,200,000 |
| | | Classroom/Multi-Purpose Building | 0 | 812,000 | 2,436,000 | 3,248,000 |
| | | Additional Site Lighting | 0 | 0 | 33,275 | 33,275 |
| | | Roadway Repairs | 0 | 0 | 6,528 | 6,528 |
| | | Main Complex Renovation | 0 | 1,000,000 | 0 | 1,000,000 |
| | | Main Complex Renovation - Phase II | $0 | $1,000,000 | $3,000,000 | $4,000,000 |
| | | | | | | $17,419,549 |
| 526 | Lincoln Land | Parking Lot Overlay-Phase III | | $2,906 | $63,889 | $66,795 |
| | | Roof Replacement | 0 | 1,125,000 | 0 | 1,125,000 |
| | | Bleacher Repairs | 0 | 74,719 | 0 | 74,719 |
| | | Child Care Center | 0 | 696,000 | 0 | 696,000 |
| | | Seal, Caulk, Paint Windows | $0 | $0 | $76,060 | $76,060 |
| | | | | | | $2,038,574 |
| 530 | Logan | Construct Softball Field | $0 | $18,880 | $0 | $18,880 |
| | | Mining Technology Bldg. Addition | 0 | 163,646 | 0 | 163,646 |
| | | Asbestos Removal | 0 | 2,556 | 0 | 2,556 |
| | | Exterior Wall Repairs-Phase IV | 0 | 0 | 49,529 | 49,529 |
| | | Exterior Repairs | 0 | 0 | 50,587 | 50,587 |
| | | New Parking Lot | 0 | 487,000 | 0 | 487,000 |

Illinois Community College Board
Table V-13
BUDGETED REVENUE FOR COMMUNITY COLLEGE CONSTRUCTION
SINCE JANUARY 1990*

| Dist. No. | District/College | Project | Federal | Local | State | Total |
|---|---|---|---|---|---|---|
| | | Exterior Repairs | 0 | 0 | 50,088 | 50,088 |
| | | Construct Dugouts | 0 | 23,563 | 0 | 23,563 |
| | | Energy Conservation Measures | 0 | 225,000 | 0 | 225,000 |
| | | Electrical Code Compliance | 0 | 40,000 | 0 | 40,000 |
| | | Replace Roof-Phase I | 0 | 683,000 | 0 | 683,000 |
| | | Accessibility Improvements | 0 | 107,000 | 0 | 107,000 |
| | | Classroom Addition | 0 | 2,178,833 | 6,297,300 | 8,476,133 |
| | | HVAC Code Compliance | 0 | 145,000 | 0 | 145,000 |
| | | New Office Building | 0 | 418,100 | 0 | 418,100 |
| | | Microbiology Lab | 0 | 105,880 | 0 | 105,880 |
| | | Roof Replacement | 0 | 0 | 159,600 | 159,600 |
| | | ADA/Environmental Improvements | $0 | $121,640 | $0 | $121,640 |
| | | | | | | $11,327,202 |
| 528 | McHenry | Site Acquisition | $0 | $615,848 | $0 | $615,848 |
| | | Resurface Parking Lot | 0 | 9,387 | 35,613 | 45,000 |
| | | Carpet Replacement | 0 | 6,485 | 36,015 | 42,500 |
| | | New Classroom Building | 0 | 11,660,000 | 0 | 11,660,000 |
| | | HVAC Repairs & Replacement | 0 | 1,208,400 | 0 | 1,208,400 |
| | | Fire Science Training Facility | 0 | 253,800 | 0 | 253,800 |
| | | Roof Replacement | $0 | $696,056 | $0 | $696,056 |
| | | | | | | $14,521,604 |
| 524 | Moraine Valley | Correct Drainage-Phase II | $0 | $834,000 | $0 | $834,000 |
| | | Fueling System Work | 0 | 50,000 | 0 | 50,000 |
| | | Handicapped Ramp & Elevator | 0 | 347,700 | 0 | 347,700 |
| | | High Technology Center | 0 | 6,983,700 | 6,983,700 | 13,967,400 |
| | | Storm Water Drainage Work | 0 | 1,121,000 | 0 | 1,121,000 |
| | | Replace Roofs | 0 | 695,000 | 0 | 695,000 |
| | | Remodel Faculty/Staff Offices | 0 | 0 | 127,112 | 127,112 |
| | | Roof Replacement-Bldgs A&B/Central Plnt | 0 | 555,000 | 0 | 555,000 |
| | | HVAC System Renovation | 0 | 4,249,200 | 0 | 4,249,200 |
| | | Fire Alarm Replacement | 0 | 391,700 | 0 | 391,700 |
| | | Remodel Buildings A, B, I | 0 | 0 | 2,227,500 | 2,227,500 |
| | | Fine Applied Arts/Phase II | 0 | 16,174,100 | 0 | 16,174,100 |
| | | Walk Replacement | $0 | $0 | $321,000 | $321,000 |
| | | | | | | $41,060,712 |
| 527 | Morton | Fire Alarm System | $0 | $152,660 | $0 | $152,660 |
| | | Asbestos Abatement 1989 | 0 | 1,379,700 | 0 | 1,379,700 |
| | | Parking Lot Renovation | 0 | 0 | 48,267 | 48,267 |
| | | Renovation/Repair PE Bldg. | 0 | 24,290 | 50,570 | 74,860 |
| | | HVAC System Replacement | 0 | 1,905,384 | 0 | 1,905,384 |
| | | Gym Floor Restoration | 0 | 6,644 | 27,456 | 34,100 |
| | | Exterior Sign Restoration | 0 | 0 | 68,000 | 68,000 |
| | | Seating Restoration | 0 | 0 | 35,600 | 35,600 |
| | | Land Acquisition | 0 | 600,000 | 0 | 600,000 |
| | | Main Entrance/Drive Rehab. | $0 | $0 | $59,516 | $59,516 |
| | | | | | | $4,358,087 |
| 535 | Oakton | Joint Facility NWMC & OCC | $0 | $878,000 | $0 | $878,000 |
| | | Site Acquisition/Niles East | 0 | 5,000,000 | 0 | 5,000,000 |
| | | Maintenance Building Addition | 0 | 47,750 | 0 | 47,750 |

Illinois Community College Board
Table V-13
BUDGETED REVENUE FOR COMMUNITY COLLEGE CONSTRUCTION
SINCE JANUARY 1990*

| Dist. No. | District/College | Project | Federal | Local | State | Total |
|---|---|---|---|---|---|---|
| | | Parking Lot/Roadway Repair | 0 | 44,062 | 208,438 | 252,500 |
| | | Asbestos Removal/Demolition | 0 | 750,000 | 0 | 750,000 |
| | | Underground Storage Removal | 0 | 200,000 | 0 | 200,000 |
| | | Drainage Repairs | 0 | 35,000 | 0 | 35,000 |
| | | Des Plaines Campus Expansion | $0 | $0 | $200,000 | $200,000 |
| | | | | | | $7,363,250 |
| 505 | Parkland | West Entrance Road | $0 | $250,000 | $0 | $250,000 |
| | | Drainage Improvements | 0 | 0 | 99,047 | 99,047 |
| | | Hazardous Lighting Replacement | 0 | 555,000 | 0 | 555,000 |
| | | Lighting Improvements | 0 | 0 | 99,047 | 99,047 |
| | | Repair Masonry Walls/Guard Rails | 0 | 0 | 97,941 | 97,941 |
| | | Classroom Addition-Child Care | 0 | 405,000 | 0 | 405,000 |
| | | Educational Video Center | 0 | 300,000 | 0 | 300,000 |
| | | Roof Replacement | 0 | 400,000 | 0 | 400,000 |
| | | Accessible Walks/Entry Rehab | 0 | 111,000 | 0 | 111,000 |
| | | Lighting Code Corrections | 0 | 200,000 | 0 | 200,000 |
| | | Safety Lighting Upgrade | 0 | 555,000 | 0 | 555,000 |
| | | Natural Gas Line Replacement | 0 | 240,000 | 0 | 240,000 |
| | | Lighting Code Corrections | 0 | 300,000 | 0 | 300,000 |
| | | Parking/Paving Renovations | 0 | 0 | 166,070 | 166,070 |
| | | Condenser Replacement-Phase II | 0 | 965,000 | 0 | 965,000 |
| | | Renovate Vet Tech Facility | 0 | 0 | 97,941 | 97,941 |
| | | HVAC Condenser Replacement | 0 | 725,000 | 0 | 725,000 |
| | | Child Care Center | 0 | 0 | 1,496,300 | 1,496,300 |
| | | Interior Lighting-Phase V | $0 | $100,000 | $0 | $100,000 |
| | | | | | | $7,162,346 |
| 515 | Prairie State | Sidewalk Replacement | $0 | $102,842 | $0 | $102,842 |
| | | Renovate Building K | 0 | 381,872 | 0 | 381,872 |
| | | Emergency Gas Line Repair | 0 | 31,000 | 0 | 31,000 |
| | | Building Masonry Restoration | 0 | 82,350 | 67,464 | 149,814 |
| | | Handicapped Elevator | 0 | 108,000 | 0 | 108,000 |
| | | Theater Alterations | 0 | 92,043 | 0 | 92,043 |
| | | Drainage Corrections | 0 | 151,200 | 0 | 151,200 |
| | | Masonry Repairs-Phase II | 0 | 95,000 | 0 | 95,000 |
| | | Accessible Restrooms | 0 | 81,600 | 0 | 81,600 |
| | | Exterior Security Lighting | 0 | 222,335 | 0 | 222,335 |
| | | Renovate Fitness Center | 0 | 208,000 | 0 | 208,000 |
| | | HVAC Rehab Building | 0 | 231,300 | 0 | 231,300 |
| | | Construct Parking Lot | 0 | 945,000 | 0 | 945,000 |
| | | Replace Roofs | 0 | 882,000 | 0 | 882,000 |
| | | Improve Entrance Accessibility | 0 | 409,200 | 0 | 409,200 |
| | | HVAC/Electrical Rehab | 0 | 138,000 | 0 | 138,000 |
| | | Accessible Parking Area | 0 | 27,000 | 0 | 27,000 |
| | | Emergency Electrical Generator | 0 | 425,100 | 0 | 425,100 |
| | | Atrium Safety Alterations | 0 | 98,400 | 0 | 98,400 |
| | | LRC Code Corrections | $0 | $112,700 | $0 | $112,700 |
| | | | | | | $4,892,406 |
| 521 | Rend Lake | Addition/Vo Tech Bldg. | $0 | $950,000 | $0 | $950,000 |
| | | Vocational Roof Repair | 0 | 77,000 | 0 | 77,000 |
| | | Addition/Vo Tech Bldg. I | 0 | 250,000 | 0 | 250,000 |

Illinois Community College Board
Table V-13
BUDGETED REVENUE FOR COMMUNITY COLLEGE CONSTRUCTION
SINCE JANUARY 1990*

| Dist. No. | District/College | Project | Federal | Local | State | Total |
|---|---|---|---|---|---|---|
| | | Addition/Vo Tech Bldg. II | 0 | 150,000 | 0 | 150,000 |
| | | Code Corrections-IT Building | 0 | 207,870 | 0 | 207,870 |
| | | Remodel Mining Building | 0 | 50,000 | 0 | 50,000 |
| | | Drainage Alteration & Repair | 0 | 349,912 | 0 | 349,912 |
| | | Replace Interior Finish | 0 | 0 | 50,935 | 50,395 |
| | | Roof Repair-Science Building | 0 | 20,633 | 51,521 | 72,154 |
| | | Roof Repairs | 0 | 127,462 | 0 | 127,462 |
| | | Structural Repairs | 0 | 95,165 | 0 | 95,165 |
| | | Plumbing System Repairs | 0 | 438,745 | 0 | 438,745 |
| | | Fire Safety Alterations | 0 | 87,613 | 0 | 87,613 |
| | | Ventilation Alterations | 0 | 163,429 | 0 | 163,429 |
| | | Accessibility Alterations | 0 | 91,138 | 0 | 91,138 |
| | | Underground Storage Tank A | 0 | 26,445 | 0 | 26,445 |
| | | Paint Booth Ventilation | 0 | 36,862 | 0 | 36,862 |
| | | Code Compliance-Theater | 0 | 125,241 | 0 | 125,241 |
| | | ADA Elevator Repairs | 0 | 38,720 | 0 | 38,720 |
| | | Cooling Tower Replacement | 0 | 133,403 | 0 | 133,403 |
| | | Renovate Lecture Rooms | 0 | 0 | 94,810 | 94,810 |
| | | Roof Replacement | 0 | 125,000 | 375,000 | 500,000 |
| | | Bleacher Repairs | $0 | $104,135 | $0 | $104,135 |
| | | | | | | $4,220,499 |
| 537 | Richland | Maintenance/Storage Building | $0 | $215,139 | $645,417 | $860,556 |
| | | HVAC Modification | 0 | 0 | 4,405 | 4,405 |
| | | Renovate Mechnical Room | 0 | 0 | 15,500 | 15,500 |
| | | Renovate Southeast Center | 0 | 0 | 11,000 | 11,000 |
| | | Construct Greenhouse | 0 | 100,000 | 0 | 100,000 |
| | | Parking Lot Completion | 0 | 107,000 | 0 | 107,000 |
| | | Modify Facilities | $0 | $0 | $30,367 | $30,367 |
| | | | | | | $1,128,828 |
| 511 | Rock Valley | Handicapped Accessibility | $0 | $73,039 | $0 | $73,039 |
| | | Fire Alarm System | 0 | 38,902 | 0 | 38,902 |
| | | Handicapped Accessibility | 0 | 119,879 | 0 | 119,879 |
| | | Renovate Bookstore | 0 | 96,800 | 0 | 96,800 |
| | | Remodel Bldgs A,B,C,F,G | 0 | 89,650 | 0 | 89,650 |
| | | Asbestos Abatement | 0 | 85,665 | 0 | 85,665 |
| | | Repair Office | 0 | 42,650 | 0 | 42,650 |
| | | Accessibility | 0 | 105,728 | 0 | 105,728 |
| | | Repair/Replace Walks | 0 | 112,100 | 0 | 112,100 |
| | | Walkway Lighting | 0 | 3,795 | 0 | 33,795 |
| | | Replace Roof | 0 | 165,200 | 0 | 165,200 |
| | | Replace Hangar Door | 0 | 35,400 | 0 | 35,400 |
| | | Parking Lot Lighting | 0 | 214,946 | 0 | 214,946 |
| | | Remove Underground Tank | 0 | 106,200 | 0 | 106,200 |
| | | Remodel Buildings B & F | 0 | 249,220 | 0 | 249,220 |
| | | Renovate Entrance Roadway | 0 | 0 | 100,197 | 100,197 |
| | | Structural Repair-Wood Bridge | 0 | 81,420 | 0 | 81,420 |
| | | Accessibility | 0 | 94,400 | 0 | 94,400 |
| | | Install Emergency Warning System | 0 | 25,020 | 0 | 25,020 |
| | | Indoor Air Quality Renovations | 0 | 64,900 | 0 | 64,900 |
| | | Install Accessible Hardware | 0 | 169,920 | 0 | 169,920 |
| | | Remove Deteriorated Asbestos | 0 | 92,790 | 0 | 92,790 |

Illinois Community College Board
Table V-13
BUDGETED REVENUE FOR COMMUNITY COLLEGE CONSTRUCTION
SINCE JANUARY 1990*

| Dist. No. | District/College | Project | Federal | Local | State | Total |
|---|---|---|---|---|---|---|
| | | Fire Alarm Renovation | 0 | 29,500 | 0 | 29,500 |
| | | Remodeling Technology Center | 0 | 133,500 | 0 | 133,500 |
| | | Lighting Efficiency Renovation | 0 | 213,010 | 0 | 213,010 |
| | | Accessible Restroom Modifications | 0 | 31,506 | 0 | 31,506 |
| | | Roof Replacement | 0 | 237,350 | 0 | 237,350 |
| | | Asbestos Removal | 0 | 51,254 | 0 | 51,254 |
| | | Handicapped Accessibility | 0 | 364,620 | 0 | 364,620 |
| | | Theater Storage Facility | 0 | 57,947 | 0 | 57,947 |
| | | Moisture Protection | 0 | 83,780 | 0 | 83,780 |
| | | Underground Tank Replacement | 0 | 76,000 | 0 | 76,000 |
| | | Exterior Roofing/Sealants | 0 | 467,200 | 0 | 467,200 |
| | | Fire Alarm Installation | 0 | 53,100 | 0 | 53,100 |
| | | Hazardous Lighting System | 0 | 44,840 | 0 | 44,840 |
| | | ADA Walkway Compliance | $0 | $177,800 | $0 | $177,800 |
| | | | | | | $4,219,228 |
| 518 | Sandburg | Replace Hazardous Walks | $0 | $37,580 | $0 | $37,580 |
| | | Replace Roofs and Flashing | 0 | 154,600 | 0 | 154,600 |
| | | Water Circulation/Heating System | 0 | 56,360 | 0 | 56,360 |
| | | Energy Conservation/HVAC Repairs | 0 | 388,491 | 0 | 388,491 |
| | | Roadway/Parking | 0 | 0 | 112,712 | 112,712 |
| | | Gym Floor Replacement | 0 | 0 | 27,600 | 27,600 |
| | | ADA Compliance Modifications | 0 | 163,595 | 0 | 163,595 |
| | | HVAC Repairs | 0 | 217,618 | 0 | 217,618 |
| | | Security Lighting Rehab | 0 | 67,804 | 0 | 67,804 |
| | | Cooling Tower Repairs | 0 | 140,000 | 0 | 140,000 |
| | | Energy Conservation Measures | 0 | 166,540 | 0 | 166,540 |
| | | Elevator Accessibility Modification | 0 | 108,974 | 0 | 108,974 |
| | | Bleacher Replacement/Repairs | 0 | 152,686 | 0 | 152,686 |
| | | ADA Accessibility Improvements | 0 | 181,720 | 0 | 181,720 |
| | | Branch Campus-Carthage, IL | 0 | 1,208,600 | 0 | 1,208,600 |
| | | Parking Lot Renovations | 0 | 0 | 35,150 | 35,150 |
| | | Energy Conservation | 0 | 274,825 | 0 | 274,825 |
| | | Security Lighting | $0 | $101,494 | $0 | $101,494 |
| | | | | | | $3,596,349 |
| 506 | Sauk Valley | Parking Lot Repairs | $0 | $19,639 | $83,572 | $103,211 |
| | | Reroof College-Phase II | 0 | 342,000 | 0 | 342,000 |
| | | Reroof College-Phase III | 0 | 332,000 | 0 | 332,000 |
| | | Construct Restroom Facility | 0 | 54,898 | 0 | 54,898 |
| | | Roof Repairs | 0 | 133,300 | 0 | 133,300 |
| | | Boiler Repairs | 0 | 72,700 | 0 | 72,700 |
| | | Wastewater Treatment | 0 | 156,000 | 0 | 156,000 |
| | | Asbestos Study/Management Plan | 0 | 28,000 | 0 | 28,000 |
| | | Exterior Lighting Safety Rep. | 0 | 417,064 | 0 | 417,064 |
| | | Asbestos Abatement | 0 | 56,000 | 0 | 56,000 |
| | | Energy Conservation Measures | 0 | 980,460 | 0 | 980,460 |
| | | Kitchen Ventilation Modification | 0 | 79,685 | 0 | 79,685 |
| | | Fire Safety Valves | 0 | 41,030 | 0 | 41,030 |
| | | Lighting Repairs | 0 | 37,012 | 0 | 37,012 |
| | | Parking Area/Roadway Sealing | 0 | 0 | 201,454 | 201,454 |
| | | Fitness Center | 0 | 67,000 | 0 | 67,000 |
| | | Boiler Repairs | $0 | $36,600 | $0 | $36,600 |

Illinois Community College Board
Table V-13
BUDGETED REVENUE FOR COMMUNITY COLLEGE CONSTRUCTION
SINCE JANUARY 1990*

| Dist. No. | District/College | Project | Federal | Local | State | Total |
|---|---|---|---|---|---|---|
| | | | | | | $3,138,414 |
| 531 | Shawnee | New Guard & Hand Rails | $0 | $47,825 | $0 | $47,825 |
| | | Resurface Parking Lot | 0 | 0 | 42,691 | 42,691 |
| | | Resurface Parking Lot-Phase II | 0 | 0 | 17,543 | 17,543 |
| | | Roadway Resurfacing | 0 | 5,330 | 16,300 | 21,630 |
| | | Campus Drive Improvements | $0 | $0 | $23,789 | $23,789 |
| | | | | | | $153,478 |
| 510 | South Suburban | Waterproof/Caulking | $0 | $116,142 | $0 | $116,142 |
| | | General Handicapped Access | 0 | 238,096 | 0 | 238,096 |
| | | Boiler Replacement | 0 | 274,800 | 0 | 274,800 |
| | | Exterior Security Lighting | 0 | 199,000 | 0 | 199,000 |
| | | Variable Air Volume System | 0 | 295,450 | 0 | 295,450 |
| | | HVAC Renovation/Fieldhouse | 0 | 28,980 | 0 | 28,980 |
| | | Carpet Replacement-Phase I | 0 | 108,000 | 0 | 108,000 |
| | | Emergency/Lighting Generator | 0 | 333,098 | 0 | 333,098 |
| | | Carpet Replacement-Phase II | 0 | 175,000 | 0 | 175,000 |
| | | Construct Maint/Storage Bldg | 0 | 265,493 | 0 | 265,493 |
| | | Rehabilitate Counseling Area | 0 | 27,500 | 0 | 27,500 |
| | | Rehabilitate Stair Tread | 0 | 117,020 | 0 | 117,020 |
| | | Electrically Operated Doors | 0 | 87,106 | 0 | 87,106 |
| | | Handicapped Elevators | 0 | 231,000 | 0 | 231,000 |
| | | Security Lighting-Phase II | 0 | 81,300 | 0 | 81,300 |
| | | HVAC Renovation-Phase I | 0 | 397,200 | 0 | 397,200 |
| | | HVAC Renovation-Phase II | 0 | 749,200 | 0 | 749,200 |
| | | Accessibility Improvements/Western | 0 | 58,400 | 0 | 58,400 |
| | | Replace Exterior Doors | 0 | 67,200 | 0 | 67,200 |
| | | HVAC Renovation-Phase III | 0 | 594,288 | 0 | 594,288 |
| | | Roof Renovation-Phase I | 0 | 60,000 | 0 | 60,000 |
| | | Renovate Field House Ceiling | 0 | 30,960 | 0 | 30,960 |
| | | Repair Gym Floor | 0 | 0 | 50,922 | 50,922 |
| | | HVAC Renovation-Phase IV | 0 | 750,000 | 0 | 750,000 |
| | | Replace Hazardous Walks | 0 | 46,850 | 0 | 46,850 |
| | | Air Conditioning Alterations | 0 | 120,000 | 0 | 120,000 |
| | | Accessible Restrooms | 0 | 186,000 | 0 | 186,000 |
| | | Fire Protection System Renovation | 0 | 25,200 | 0 | 25,200 |
| | | Carpet Replacement | 0 | 0 | 64,084 | 64,084 |
| | | Renovate Field House Walk | 0 | 574 | 32,324 | 32,898 |
| | | Structural Concrete Repairs | 0 | 47,210 | 0 | 47,210 |
| | | Ceiling Repair | 0 | 0 | 25,830 | 25,830 |
| | | Install Accessible Restrooms | 0 | 120,000 | 0 | 120,000 |
| | | Install Entry Vestibule | 0 | 58,860 | 0 | 58,860 |
| | | Renovate Conference Center | 0 | 0 | 786,600 | 786,600 |
| | | Repair HVAC System | 0 | 368,000 | 0 | 368,000 |
| | | Acoustical Improvements | 0 | 0 | 35,853 | 35,853 |
| | | Western Enrollment Center | 0 | 0 | 1,504,000 | 1,504,000 |
| | | Carpet Replacement | 0 | 0 | 30,666 | 30,666 |
| | | Paint Interior-Field House | 0 | 0 | 30,500 | 30,500 |
| | | Class Acoustical Treatment | 0 | 0 | 43,481 | 43,481 |
| | | Construct New Roadway | 0 | 128,048 | 0 | 128,048 |
| | | Science Lab Safety Reconstruction | 0 | 100,000 | 0 | 100,000 |
| | | Science Lab Code Corrections | 0 | 100,000 | 0 | 100,000 |

Illinois Community College Board
Table V-13
BUDGETED REVENUE FOR COMMUNITY COLLEGE CONSTRUCTION
SINCE JANUARY 1990*

| Dist. No. | District/College | Project | Federal | Local | State | Total |
|---|---|---|---|---|---|---|
| | | Roof Replacement | 0 | 197,100 | 0 | 197,100 |
| | | Electrical Panel Replacement | 0 | 26,000 | 0 | 26,000 |
| | | Water Main Replacement | 0 | 420,000 | 0 | 420,000 |
| | | Security Lighting | 0 | 60,000 | 0 | 60,000 |
| | | Storm Water Drainage Replacement | 0 | 348,000 | 0 | 348,000 |
| | | Chem Lab Safety Alterations | 0 | 200,000 | 0 | 200,000 |
| | | Replace Rooftop Units | $0 | $159,600 | $0 | $159,600 |
| | | | | | | $10,600,935 |
| 533 | Southeastern | Construct Parking Lot | $0 | $110,000 | $0 | $110,000 |
| | | Bldgs & Grounds Rehabilitation | 0 | 1,212 | 37,688 | 38,900 |
| | | Construction Deficiencies-Ventilating | 0 | 0 | 750,000 | 750,000 |
| | | Replace Roof-Technical Building | $0 | $67,889 | $107,111 | $175,000 |
| | | | | | | $1,073,900 |
| 534 | Spoon River | Fire System Corrections | $0 | $26,000 | $0 | $26,000 |
| | | Replace Roofs/Canton Campus | 0 | 0 | 703,600 | 703,600 |
| | | Macomb Renovation-Phase III | 0 | 324,000 | 0 | 324,000 |
| | | Roof Replacement-Centers | 0 | 234,146 | 0 | 234,146 |
| | | Macomb Renovation | 0 | 181,000 | 0 | 181,000 |
| | | Install Fire Protection System | 0 | 120,322 | 0 | 120,322 |
| | | Vo Tech Lighting | 0 | 0 | 41,455 | 41,455 |
| | | Remodel Macomb Center | 0 | 0 | 507,500 | 507,500 |
| | | Replace Exhaust System | 0 | 0 | 79,192 | 79,192 |
| | | Miscellaneous Safety Projects | 0 | 82,539 | 0 | 82,539 |
| | | ADA Repairs | 0 | 29,500 | 0 | 29,500 |
| | | Paint Booth Renovation | 0 | 0 | 56,500 | 56,500 |
| | | Drainage and Paving Repairs | $0 | $43,981 | $99,019 | $143,000 |
| | | | | | | $2,528,754 |
| 601 | State Community | Carpet Replacement | $0 | $0 | $29,905 | $29,905 |
| | | Roofing/Skills Center | 0 | 250,000 | 0 | 250,000 |
| | | Parking/Site Improvements | 0 | 250,000 | 0 | 250,000 |
| | | Remodel Library | 0 | 91,400 | 0 | 91,400 |
| | | Remodel Child Care Center | $0 | $0 | $85,000 | $85,000 |
| | | | | | | $706,305 |
| 504 | Triton | Parking Lot & Roadways | $0 | $222,338 | $0 | $222,338 |
| | | Drainage & Pedestrian Safety | 0 | 464,965 | 0 | 464,965 |
| | | Palmer Street Building | 0 | 208,333 | 1,250,000 | 1,458,333 |
| | | Roof Replacement | 0 | 114,325 | 0 | 114,325 |
| | | Campus Drainage | 0 | 495,708 | 0 | 495,708 |
| | | Accessibility/Bldgs. J & P | 0 | 55,000 | 0 | 55,000 |
| | | Security Measures | 0 | 91,000 | 0 | 91,000 |
| | | Repairs/Health Building | 0 | 43,197 | 0 | 43,197 |
| | | Bookstore Addition | 0 | 680,000 | 0 | 680,000 |
| | | Construction Defects | 0 | 0 | 6,800,000 | 6,800,000 |
| | | Underground Storage Tank Survey | 0 | 25,500 | 0 | 25,500 |
| | | Code Compliance/Hispanic Center | 0 | 120,761 | 0 | 120,761 |
| | | Repair Fire Alarm System | 0 | 372,511 | 0 | 372,511 |
| | | HVAC-4 Buildings | 0 | 283,140 | 0 | 283,140 |
| | | Water Tower Repairs | 0 | 140,100 | 0 | 140,100 |
| | | Walkway Replacement | 0 | 227,800 | 0 | 227,800 |

Illinois Community College Board
Table V-13
BUDGETED REVENUE FOR COMMUNITY COLLEGE CONSTRUCTION
SINCE JANUARY 1990*

| Dist. No. | District/College | Project | Federal | Local | State | Total |
|---|---|---|---|---|---|---|
| | | Chiller Replacement | 0 | 0 | 75,000 | 75,000 |
| | | HVAC System-3 Buildings | 0 | 1,446,745 | 0 | 1,446,745 |
| | | Roof Replacement | 0 | 367,660 | 0 | 367,660 |
| | | Extend Security & Fire Alarm | 0 | 60,000 | 0 | 60,000 |
| | | Handicapped Elevator | 0 | 222,338 | 0 | 222,338 |
| | | Safety Measures | 0 | 170,000 | 0 | 170,000 |
| | | Remove Underground Storage Tank | 0 | 61,607 | 0 | 61,607 |
| | | Shower Room Accessibility | 0 | 73,500 | 0 | 73,500 |
| | | Unit Heater Replacement | 0 | 47,500 | 0 | 47,500 |
| | | Drainage Repairs | 0 | 56,300 | 0 | 56,300 |
| | | Install Auto Door Operators | 0 | 78,360 | 0 | 78,360 |
| | | Construction Defects | 0 | 18,389 | 1,773,206 | 1,791,595 |
| | | Utility Tunnel Repair | 0 | 25,700 | 0 | 25,700 |
| | | Ventilation Corrections | 0 | 359,800 | 0 | 359,800 |
| | | West Campus Cable Replacement | 0 | 354,500 | 0 | 354,500 |
| | | Accessibility Improvements | 0 | 88,600 | 0 | 88,600 |
| | | Campus Drainage/Phase III | 0 | 464,100 | 0 | 464,100 |
| | | Exterior Painting-Three Buildings | 0 | 0 | 56,500 | 56,500 |
| | | College Center Rehab/Phase III | 0 | 0 | 130,000 | 130,000 |
| | | College Center Renovations | 0 | 0 | 171,781 | 171,781 |
| | | Chiller Replacement | 0 | 277,000 | 0 | 277,000 |
| | | Hazardous Material Storage | 0 | 65,000 | 0 | 65,000 |
| | | Roof Replacement/Stadium | $0 | $87,500 | $0 | $87,500 |
| | | | | | | $18,125,764 |
| 516 | Waubonsee | Energy Management System | $0 | $90,000 | $0 | $90,000 |
| | | Replace Rooftop Units | 0 | 237,705 | 0 | 237,705 |
| | | Asbestos Removal | 0 | 50,000 | 0 | 50,000 |
| | | Rekey Existing Locks | 0 | 25,200 | 0 | 25,200 |
| | | Resurface Parking Lot & Sidewalk | 0 | 0 | 80,516 | 80,516 |
| | | Resurface Parking Lot | 0 | 2,385 | 76,955 | 79,340 |
| | | Repair Roofs | 0 | 100,000 | 0 | 100,000 |
| | | Asbestos Removal/Phase II | 0 | 300,000 | 0 | 300,000 |
| | | Window Replacement | 0 | 0 | 21,997 | 21,997 |
| | | Window Replacement-Phase II | 0 | 0 | 71,386 | 71,386 |
| | | Exterior Doors & Windows | 0 | 58,800 | 0 | 58,800 |
| | | Construct Classroom Building | 0 | 6,200,000 | 0 | 6,200,000 |
| | | Parking Lot/Roadway Repair | 0 | 0 | 49,000 | 49,000 |
| | | Reroof Collins Hall | 0 | 224,000 | 0 | 224,000 |
| | | Roof Inspection/Roofing | 0 | 116,000 | 0 | 116,000 |
| | | Plumbing System/Sprinkler | 0 | 225,000 | 0 | 225,000 |
| | | Energy Usage Study-Chiller | 0 | 25,000 | 0 | 25,000 |
| | | Construction/Lease Facilities | 0 | 10,400,000 | 0 | 10,400,000 |
| | | Exterior Waterproofing-Dickson | 0 | 50,000 | 0 | 50,000 |
| | | Reroof Dickson Center | 0 | 230,000 | 0 | 230,000 |
| | | Exterior Lighting Upgrade | $0 | $0 | $161,440 | $161,440 |
| | | | | | | $18,795,384 |
| 539 | Wood | Electrical Emergency Lighting | $0 | $43,600 | $0 | $43,600 |
| | | Site Preparation | 0 | 59,424 | 0 | 59,424 |
| | | Site Acquisition | 0 | 118,000 | 0 | 118,000 |
| | | Bituminous Paving/Drainage | 0 | 0 | 26,300 | 26,300 |
| | | Accessibility Compliance | 0 | 26,200 | 0 | 26,200 |

Illinois Community College Board
Table V-13
BUDGETED REVENUE FOR COMMUNITY COLLEGE CONSTRUCTION
SINCE JANUARY 1990*

| Dist. No. | District/College | Project | Federal | Local | State | Total |
|---|---|---|---|---|---|---|
| | | Electric Code Compliance | 0 | 38,600 | 0 | 38,600 |
| | | HVAC/Electrical Repair | 0 | 73,380 | 0 | 73,380 |
| | | Accessibility Compliance | 0 | 26,620 | 0 | 26,620 |
| | | Accessibility Improvements | 0 | 25,000 | 0 | 25,000 |
| | | Code Compliance | 0 | 75,000 | 0 | 75,000 |
| | | Emergency Response System | 0 | 69,415 | 0 | 69,415 |
| | | Site Acquisition | $0 | $1,275,000 | $0 | $1,275,000 |
| | | | | | | $1,856,539 |
| | TOTALS | | $77,762 | $391,171,875 | $89,322,013 | $480,571,650 |

*This table contains only those projects completed since January 1, 1990. Projects completed prior to January 1, 1990, are listed in prior year's Data and Characteristics Book, Table V-12.
SOURCE OF DATA: ICCB Records

Illinois Community College Board
Table V-15
CAPITAL PROJECTS UNDER CONSTRUCTION
FUNDING AUTHORIZED BY PROTECTION, HEALTH, & SAFETY LEGISLATION

| District | ICCB Project # | | | Project Name | Approved Budget |
|---|---|---|---|---|---|
| Belleville | 522 | B | 559-0193 | Exterior Lighting Code Corrections | $ 80,000 |
| | | T | 654-0794 | Fire Protection Renovation | 85,400 |
| | | T | 655-0794 | Mechanical Renovations | 100,800 |
| | | T | 656-0794 | Electrical Renovations | 286,440 |
| | | T | 657-0794 | HVAC Retrofit-Phase II | 353,360 |
| | | T | 658-0794 | Energy Conservation/Electrical Retrofit | 36,960 |
| | | T | 714-0695 | ADA Accessibility | 117,600 |
| | | T | 715-0695 | Energy Conservation/Belleville | 61,150 |
| | | T | 716-0695 | Electrical Code Compliance | 34,150 |
| | | T | 717-0695 | Mechanical Renovations/Granite City | 145,600 |
| | | T | 718-0695 | Plumbing Renovations/Belleville | 134,400 |
| | | T | 720-0695 | Energy Conservation/Granite City | 330,950 |
| | | T | 721-0695 | Energy Conservation - PSOP | 25,750 |
| | | T | 793-0496 | Plumbing Renovations/Granite City | 100,800 |
| | | T | 794-0496 | ADA Accessibility/Granite City | 67,200 |
| | | T | 795-0496 | Fire Protection Renovations | 56,000 |
| | | T | 796-0496 | Electrical Renovations/Belleville | 224,000 |
| | | T | 797-0496 | Mechanical Renovations/Belleville | 369,600 |
| | | T | 798-0496 | Energy Conservation/Belleville | 89,600 |
| Black Hawk-Quad | 503 | T | 652-0794 | ADA Alterations | 330,300 |
| | | T | 733-0795 | Stairway Replacement | 52,100 |
| | | T | 734-0795 | Moisture Protection | 189,170 |
| | | T | 735-0795 | Structural Repairs | 100,300 |
| | | T | 736-0795 | Cooling Tower Replacement | 164,880 |
| | | T | 737-0795 | Energy Conservation Measures | 318,850 |
| | | T | 738-0795 | Drainage Repairs | 25,000 |
| | | T | 739-0795 | Underground Storage Tank Replacement | 29,500 |
| | | T | 800-0596 | ADA Door Openers | 98,700 |
| Danville | 507 | B | 398-0591 | Mary Miller Code Corrections | 222,600 |
| | | B | 399-0591 | Orn. Horticulture Code Corrections | 200,600 |
| | | B | 400-0591 | Physical Plant Code Corrections | 480,300 |
| | | B | 401-0591 | Conf. Center Code Corrections | 273,700 |
| | | B | 403-0591 | Electrical Power Distribution | 732,300 |
| | | B | 404-0591 | Domestic Water System Repair | 435,000 |
| | | B | 405-0591 | Sanitary Sewer Replacement | 206,500 |
| | | B | 406-0591 | Natural Gas Pipe Replacement | 36,500 |
| Harper | 512 | B | 571-0593 | Bldg. F - Life Safety | 1,500,000 |
| | | T | 592-1193 | Building F Code Corrections | 1,405,496 |
| | | T | 672-0994 | ADA/Accessibility | 159,000 |
| | | T | 673-0994 | Roof Replacement-NE Center | 444,000 |
| | | T | 752-0995 | Filter System Repair | 143,298 |
| | | T | 753-0995 | Refrigerant Conversion | 242,681 |
| | | T | 754-0995 | Accessibility Improvements | 108,859 |
| | | T | 755-0995 | Life Safety Alterations | 380,148 |
| | | T | 756-0995 | Fire System Corrections | 176,371 |
| | | T | 802-0896 | Restroom Modifications-Building A | 459,044 |
| | | T | 803-0896 | Electrical Switch Installation | 210,000 |
| | | T | 804-0896 | Asbestos Abatement Work | 72,338 |

Illinois Community College Board
Table V-15
CAPITAL PROJECTS UNDER CONSTRUCTION
FUNDING AUTHORIZED BY PROTECTION, HEALTH, & SAFETY LEGISLATION

| District | ICCB Project # | | | Project Name | Approved Budget |
|---|---|---|---|---|---|
| | | T | 805-0896 | Gas Main Replacement | 96,672 |
| | | T | 806-0896 | Chair Lift Replacement-Building M | 85,893 |
| | | T | 807-0896 | Masonry Repairs-Building M | 136,037 |
| | | T | 808-0896 | Automatic Door Openers | 80,605 |
| | | T | 809-0896 | Emergency Telephone | 33,000 |
| Highland | 519 | B | 638-0694 | Energy Conservation Program | 645,400 |
| | | T | 710-0495 | Energy Mgmt System Replacement | 158,172 |
| | | T | 712-0495 | ADA Compliance | 283,770 |
| | | T | 787-0396 | Ventilation System Repairs | 123,700 |
| Illinois Central | 514 | T | 514-1092 | Upgrade Underground Storage Tank | 243,410 |
| | | T | 619-1293 | EMS Upgrade | 410,000 |
| | | T | 679-0994 | Drainage Control | 1,300,000 |
| | | T | 680-0994 | Elevator Repairs | 99,200 |
| | | T | 681-0994 | ADA Signage Upgrade | 121,800 |
| | | T | 682-1194 | Exterior Lighting Upgrade | 120,000 |
| | | T | 684-1194 | Metal Panel Curtain Wall | 90,000 |
| | | T | 775-1295 | Floor/Bleacher Repairs | 265,700 |
| | | T | 776-1295 | ADA Accessibility | 66,900 |
| | | T | 777-1295 | Roof Replacement/Library | 215,000 |
| | | T | 778-1295 | Roof Replacement/Academic Building | 255,000 |
| Illinois Eastern | 529 | B | 483-0692 | HVAC Replacement-3 campuses | 332,750 |
| | | B | 484-0692 | Underground Storage Tank Removal | 150,000 |
| | | B | 485-0692 | Modify Exhaust Hoods | 122,000 |
| | | B | 486-0692 | Energy Efficient Lighting | 81,040 |
| | | B | 770-1195 | Sanitary Sewer | 45,496 |
| Illinois Valley | 513 | T | 518-1092 | Southwest Slope Stabilization | 100,000 |
| | | T | 659-0794 | Asbestos/Maintenance Bldg. | 32,040 |
| | | T | 661-0794 | Asbestos Removal-Bookstore | 200,400 |
| | | T | 762-1195 | Fluorescent Lighting Modifications | 119,400 |
| | | T | 781-1295 | Cooling System Retrofit | 923,500 |
| | | T | 792-0596 | Boiler Repairs | 27,427 |
| Joliet | 525 | T | 675-1094 | Exterior Moisture Repairs | 521,000 |
| | | T | 704-0195 | Emergency Warning System Upgrade | 27,000 |
| | | T | 799-0596 | Roof Replacement | 363,075 |
| Kaskaskia | 501 | T | 703-1294 | Renovation Harry Crisp Ctr. | 620,000 |
| Kishwaukee | 523 | T | 751-0895 | Physical Ed Facility Code Compliance | 148,879 |
| Lake County | 532 | T | 724-0695 | HVAC Equipment Replacement | 74,800 |
| | | T | 722-0695 | Replace Fuel Storage Tanks | 27,540 |
| | | T | 723-0695 | Remodel Chemistry Lab | 59,400 |
| | | T | 725-0695 | ADA Renovations | 273,500 |
| | | T | 726-0695 | LRC Roof Replacement | 450,560 |
| | | T | 727-0695 | Energy Efficient Lighting | 25,500 |
| | | T | 729-0695 | Hazardous Pavement/Drainage | 264,455 |
| Lake Land | 517 | T | 697-1294 | ADA Modifications-Locks-Walks | 150,000 |
| | | T | 698-1294 | Reroof Covered Walkways | 180,000 |
| | | T | 783-1295 | Campus ADA Signage | 84,000 |
| | | T | 784-1295 | Replace Deteriorated Sidewalks | 30,000 |
| | | T | 785-1295 | ADA/Restroom Modifications | 359,000 |

Illinois Community College Board
Table V-15
CAPITAL PROJECTS UNDER CONSTRUCTION
FUNDING AUTHORIZED BY PROTECTION, HEALTH, & SAFETY LEGISLATION

| District | ICCB Project # | | | Project Name | Approved Budget |
|---|---|---|---|---|---|
| | | T | 786-1295 | Roofing-Northwest Class Building | 260,000 |
| Lewis & Clark | 536 | B | 591-1093 | Main Complex Renov. Phase II | 1,000,000 |
| Lincoln Land | 526 | B | 782-1295 | ADA-Elevator Upgrade | 31,100 |
| Moraine Valley | 524 | T | 232-1188 | Emergency Power Work | 220,000 |
| | | T | 233-1188 | Reglazing Work | 535,000 |
| | | T | 644-0794 | ADA Restrooms | 301,000 |
| | | T | 645-0794 | ADA Elevator | 38,500 |
| | | T | 646-0794 | Install Security Camera System | 357,000 |
| | | T | 647-0794 | ADA Women's Locker Room | 119,000 |
| | | T | 648-0794 | Energy Conservation Window | 833,000 |
| | | T | 790-0496 | CCT Roof Replacement | 958,000 |
| | | T | 791-0496 | Computer Center Ventilation | 150,000 |
| Morton | 527 | T | 497-0892 | Roofing/Waterproofing Repairs | 1,155,824 |
| Oakton | 535 | T | 567-0393 | ADA Compliance | 306,050 |
| | | T | 637-0694 | Fire Alarm System Upgrade | 211,600 |
| Parkland | 505 | T | 730-0695 | HVAC Replacement Phase II | 905,000 |
| | | T | 731-0695 | Drainage/Hazardous Entry Phase II | 200,000 |
| Prairie State | 515 | BT | 576-0693 | Mechanical Systems Replacement | 4,948,237 |
| Rend Lake | 521 | B | 560-0193 | Emergency Lighting and Generation | 76,684 |
| | | B | 561-0193 | Fire Alarm Repairs | 65,450 |
| | | B | 625-0394 | Plumbing System Renovations | 450,000 |
| | | T | 686-1194 | Boiler Room Controls | 37,755 |
| | | B | 740-0795 | Sewer Connection | 96,690 |
| | | T | 771-1195 | Hazardous Sidewalk Replacement | 59,312 |
| | | T | 772-1495 | Roof Replacements | 79,129 |
| | | T | 773-1195 | ADA Renovations | 90,660 |
| | | T | 774-1195 | LRC Elevator Renovation | 31,765 |
| | | T | 801-0796 | Soil Remediation | 44,190 |
| Rock Valley | 511 | T | 639-0694 | Roof Modifications | 64,900 |
| | | T | 640-0694 | ADA Modifications | 64,900 |
| | | T | 641-0694 | Emergency Phone System | 56,640 |
| | | T | 643-0694 | Hazardous Bleacher Repair | 531,000 |
| | | T | 741-0795 | Safety Lighting - Lots 7 and 8 | 135,700 |
| | | T | 742-0795 | Roof Replacement - 4 Buildings | 328,040 |
| | | T | 743-0795 | Stone Bridge Repairs | 53,100 |
| | | T | 744-0795 | Bleacher Repairs | 224,200 |
| | | T | 746-0795 | Moisture Protection/Windows | 389,400 |
| | | T | 747-0795 | ADA Renovations-Restrooms | 118,000 |
| | | T | 748-0795 | Fire Alarm Update | 265,500 |
| | | T | 748-0795 | Asbestos Abatement | 194,920 |
| | | T | 749-0795 | Roof Replacement | 466,100 |
| | | T | 750-0795 | Moisture Protection/Doors | 138,060 |
| Sandburg | 518 | T | 689-1194 | Underground Storage Tank | 72,874 |
| | | T | 768-1195 | Energy Conservation Improvements | 108,170 |
| | | T | 769-1195 | Parking Lot Paving | 243,061 |
| Sauk Valley | | T | 456-1191 | Accessibility Improvements | 226,926 |
| | | B | 488-0692 | Underground Storage Tank Removal | 72,874 |
| | | T | 708-0395 | ADA Hardware Replacement | 98,300 |

Illinois Community College Board
Table V-15
CAPITAL PROJECTS UNDER CONSTRUCTION
FUNDING AUTHORIZED BY PROTECTION, HEALTH, & SAFETY LEGISLATION

| District | ICCB Project # | | | Project Name | Approved Budget |
|---|---|---|---|---|---|
| | | T | 788-0396 | Replace Fire Alarm System | 375,417 |
| | | T | 789-0396 | Replace Fire Exit Signage | 31,185 |
| South Suburban | 510 | T | 353-1190 | Install Accessible Hardware | 138,000 |
| | | T | 628-0394 | Security System Upgrade | 87,393 |
| | | T | 666-0994 | Classroom Lighting Sensors | 83,850 |
| | | T | 667-0994 | Repair Fan Room Walls | 60,000 |
| | | T | 669-0994 | Drainage Improvements-Phase II | 112,571 |
| | | T | 759-1195 | Roofing Projects/College Center | 192,000 |
| | | T | 760-1195 | Security System Enhancements | 48,000 |
| Spoon River | 534 | B | 568-0393 | Underground Storage Tank Removal | 65,000 |
| | | T | 780-1295 | Moisture Protection/Windows/Stairs | 225,000 |
| Triton | 504 | T | 535-1292 | Hazardous Walk Replacement | 69,700 |
| | | T | 612-1293 | Security Site Lighting | 243,800 |
| | | T | 615-1293 | Boiler #1 Refurbishing | 58,500 |
| | | T | 616-1293 | Asphalt Sidewalk Replacement | 49,000 |
| | | T | 671-0994 | Replace Technical Building Chiller | 370,000 |
| | | T | 706-0195 | Technology Building Roof Replacement | 215,000 |
| | | T | 763-1295 | Electrical Renovations-J,T,B,H | 330,870 |
| | | T | 764-1295 | Drainage Improvements Lots A & B | 128,950 |
| | | T | 765-1295 | Plumbing Replacement - Bldgs. T, C, & J | 330,600 |
| | | T | 766-1295 | Roof Replacement Collins Center | 604,800 |
| | | T | 767-1295 | Roof Replacement Cernan Center | 107,520 |
| Waubonsee | 516 | T | 356-1190 | Repair Water Treatment | 100,000 |
| | | T | 451-1191 | Repair Water Treatment-Fac. II | 275,000 |
| | | T | 589-0893 | Domestic Water System Improvements | 110,000 |
| | | T | 677-1094 | Sprinkler/Plumbing Improvement | 300,000 |
| | | T | 701-1294 | Campus Entry Roadway | 150,000 |
| | | T | 761-1195 | New Campus Entrance - Phase II | 450,000 |
| Wood | 539 | T | 533-1292 | ADA-Accessibility Improvement | 30,585 |
| | | T | 608-1193 | Mechanical Repair Work | 69,150 |
| | | T | 609-1193 | ADA Alterations | 30,850 |
| | | T | 692-1194 | ADA Signage and Access | 25,000 |
| | | T | 693-1194 | Erosion Control & Drainage | 45,420 |
| | | T | 694-1194 | Fire Prevention Measures | 29,580 |
| | | T | 757-1095 | HVAC Upgrades/Air Distribution | 75,000 |
| | | T | 758-1095 | ADA Accessibility Compliance | 25,000 |
| | | | | | $ 45,576,668 |

SOURCE OF DATA: ICCB Records

Illinois Community College Board
Table V-16
REPAIR AND RENOVATION PROJECTS APPROVED FOR FISCAL YEAR 1993

| Dist. No. | District | Grant Allocation | Project | Estimated Budget |
|---|---|---|---|---|
| 522 | Belleville | $70,000 | | $ |
| 503 | Black Hawk | 52,800 | | |
| 508 | Chicago | 542,100 | | |
| 507 | Danville | 64,500 | College Center Repairs | 66,500 |
| 502 | DuPage | 179,800 | Ceiling Replacement | 263,395 |
| 509 | Elgin | 59,800 | | |
| 512 | Harper | 112,100 | Repair Parking Lots 1 and 12 | 112,000 |
| 519 | Highland | 43,200 | | |
| 514 | Illinois Central | 103,800 | Parking Lot F Renovation | 103,800 |
| 529 | Illinois Eastern | 74,300 | | |
| | Wabash Valley | | Gym Floor Replacement | 88,962 |
| 513 | Illinois Valley | 47,300 | Sidewalk Replacement | 47,300 |
| 525 | Joliet | 75,400 | | |
| 520 | Kankakee | 38,100 | Roadway Lighting | 58,965 |
| 501 | Kaskaskia | 38,900 | Roofing Replacement | 170,228 |
| 523 | Kishwaukee | 35,900 | | |
| 532 | Lake County | 79,300 | Improve Access/Parking Lots | 257,900 |
| 517 | Lake Land | 36,600 | Resurface Parking Lot | 92,000 |
| 536 | Lewis & Clark | 57,100 | | |
| 526 | Lincoln Land | 47,700 | | |
| 530 | Logan | 37,000 | | |
| 528 | McHenry | 26,600 | | |
| 524 | Moraine Valley | 113,100 | Walk Replacement | 321,000 |
| 527 | Morton | 35,600 | Seating Restoration | 35,600 |
| 535 | Oakton | 53,000 | | |
| 505 | Parkland | 73,100 | Parking & Paving Renovations | 166,070 |
| 515 | Prairie State | 47,500 | | |
| 521 | Rend Lake | 36,700 | Renovate Lecture Rooms | 94,810 |
| 537 | Richland | 25,100 | | |
| 511 | Rock Valley | 71,600 | | |
| 518 | Sandburg | 27,600 | Gym Floor Replacement | 27,600 |
| 506 | Sauk Valley | 61,700 | | |
| 531 | Shawnee | 16,300 | Roadway Resurfacing | 21,630 |
| 510 | South Suburban | 78,100 | | |
| 533 | Southeastern | 26,500 | | |
| 601 | State Community | 29,500 | | |
| 534 | Spoon River | 19,400 | Paint Booth Renovation | 56,500 |
| 504 | Triton | 126,800 | Exterior Painting-Three Bldgs. | 35,000 |
| | | | Parking Lot Rehab | 95,500 |
| | | | Parking Lot Resurfacing | 161,690 |
| | | | Resurface Parking Lot | 126,800 |
| | | | College Center Rehab/PhaseIII | 130,000 |
| 516 | Waubonsee | 53,300 | | |
| 539 | Wood | 14,700 | | |
| | | $ 2,731,900 | | $ 2,533,250 |

NOTE: Projects may include prior year's capital renewal grant allocations
SOURCE OF DATA: ICCB Records

Illinois Community College Board
Table V-17
CAPITAL RENEWAL PROJECTS APPROVED FOR FISCAL YEAR 1994

| Dist. No. | District | Grant Allocation | Project | Estimated Budget |
|---|---|---|---|---|
| 522 | Belleville | $92,560 | | |
| 503 | Black Hawk | 86,920 | | |
| 508 | Chicago | 784,720 | | |
| 507 | Danville | 82,010 | Tech Center/Parking Lots | $70,000 |
| 502 | DuPage | 224,080 | Roadway Repairs | 224,080 |
| 509 | Elgin | 76,010 | Repair of Parking Lots | 241,675 |
| 512 | Harper | 142,560 | Parking Lot 1 Expansion | 142,560 |
| 519 | Highland | 64,800 | | |
| 514 | Illinois Central | 123,430 | Parking Lot Restoration | 123,400 |
| 529 | Illinois Eastern | 98,550 | | |
| 513 | Illinois Valley | 60,200 | | |
| 525 | Joliet | 94,750 | Parking Lot Restoration | 210,000 |
| 520 | Kankakee | 51,120 | West Campus Renovation | 210,000 |
| 501 | Kaskaskia | 44,400 | | |
| 523 | Kishwaukee | 45,710 | Parking Lot Resurfacing | 179,835 |
| 532 | Lake County | 107,820 | Parking Lot Restoration | 127,900 |
| 517 | Lake Land | 46,570 | Campus Roadway Renovation | 63,070 |
| 536 | Lewis & Clark | 85,420 | ADA/Energy Conservation | 142,520 |
| 526 | Lincoln Land | 60,650 | HVAC Coil Repairs | 30,000 |
| | | | HVAC Repairs-Logan Hall | 65,000 |
| | | | Menard Hall Modernization | 154,883 |
| 530 | Logan | 61,660 | | |
| 528 | McHenry | 51,100 | | |
| 524 | Moraine Valley | 120,420 | | |
| 527 | Morton | 45,310 | Main Entrance/Drive Rehab. | 59,516 |
| 535 | Oakton | 68,500 | Pavement Renovations | 215,500 |
| 505 | Parkland | 92,970 | | |
| 515 | Prairie State | 60,440 | | |
| 521 | Rend Lake | 47,140 | | |
| 537 | Richland | 39,410 | | |
| 511 | Rock Valley | 91,000 | | |
| 518 | Sandburg | 35,150 | Parking Lot Renovations | 35,150 |
| 506 | Sauk Valley | 78,450 | | |
| 531 | Shawnee | 21,280 | Campus Drive Improvements | 23,789 |
| 510 | South Suburban | 102,820 | Acoustical Treatment-Phase II | 78,100 |
| | | | Additional Acoustical Treatment | 102,820 |
| 533 | Southeastern | 33,730 | | |
| 601 | State Community | 37,590 | | |
| 534 | Spoon River | 24,730 | Pavement Renovation | 72,000 |
| 504 | Triton | 161,690 | | |
| 516 | Waubonsee | 80,720 | Exterior Lighting Upgrade | 161,440 |
| 539 | Wood | 18,810 | | |
| | | $ 3,645,200 | | $ 2,733,238 |

NOTE: Projects may include prior year's capital renewal grant allocations
SOURCE OF DATA: ICCB Records

Illinois Community College Board
Table V-18
CAPITAL RENEWAL PROJECTS APPROVED FOR FISCAL YEAR 1995

| Dist. No. | District | Grant Allocation | Project | Estimated Budget |
|---|---|---|---|---|
| 522 | Belleville | $92,560 | | |
| 503 | Black Hawk | 86,920 | | |
| 508 | Chicago | 784,720 | Replacement Pool Filtration-Wright | $150,000 |
| | | | Repair Masonry Walls-Wright | 1,450,000 |
| 507 | Danville | 82,010 | Roof/Tech Center | 82,010 |
| 502 | DuPage | 224,080 | Lighting/Ceiling Renovations | 424,922 |
| 509 | Elgin | 76,010 | Roof Repairs/Paving | 127,818 |
| 512 | Harper | 142,560 | Parking Lot Restoration | 142,000 |
| 519 | Highland | 64,800 | Resurface Parking Lot A West | 129,600 |
| 514 | Illinois Central | 123,430 | Sidewalk Replacement | 123,430 |
| 529 | Illinois Eastern | 98,550 | Parking Lot Repairs | 171,400 |
| 513 | Illinois Valley | 60,200 | Exhaust Fans/Art Room | 19,420 |
| | | | Sidewalk Replacement Ph II | 60,200 |
| 525 | Joliet | 94,750 | | |
| 520 | Kankakee | 51,120 | | |
| 501 | Kaskaskia | 44,400 | Boiler Repairs | 88,800 |
| 523 | Kishwaukee | 45,710 | | |
| 532 | Lake County | 107,820 | | |
| 517 | Lake Land | 46,570 | Renovate Board Room | 27,224 |
| 536 | Lewis & Clark | 85,420 | Repairs/Hatheway Hall | 85,420 |
| 526 | Lincoln Land | 60,650 | Classroom Enhancements-Menard | 159,010 |
| 530 | Logan | 61,660 | Roof Replacement | 159,600 |
| 528 | McHenry | 51,100 | Replace Fascia and Boiler | 173,850 |
| 524 | Moraine Valley | 120,420 | Skylight Replacement | 113,100 |
| 527 | Morton | 45,310 | Hot Water/HVAC Renovation | 45,000 |
| 535 | Oakton | 68,500 | | |
| 505 | Parkland | 92,970 | Renovate Vet Tech Facility | 97,941 |
| 515 | Prairie State | 60,440 | | |
| 521 | Rend Lake | 47,140 | | |
| 537 | Richland | 39,410 | Exterior Canopies Air Infiltration | 171,100 |
| 511 | Rock Valley | 91,000 | | |
| 518 | Sandburg | 35,150 | Road/Dock Resufacing | 35,150 |
| 506 | Sauk Valley | 78,450 | | |
| 531 | Shawnee | 21,280 | Campus Parking/Drive Improvements | 23,789 |
| 510 | South Suburban | 102,820 | Acoustical Treatments | 102,820 |
| 533 | Southeastern | 33,730 | | |
| 601 | State Community | 37,590 | Music Lab Renovations | 45,900 |
| | | | General College Repairs | 24,401 |
| 534 | Spoon River | 24,730 | | |
| 504 | Triton | 161,690 | Roadway Resurfacing | 161,690 |
| 516 | Waubonsee | 80,720 | Exterior Lighting | 80,720 |
| 539 | Wood | 18,810 | | |
| | | $ 3,645,200 | | $ 4,476,315 |

NOTE: Projects may include prior year's capital renewal grant allocations
SOURCE OF DATA: ICCB Records