Data and Characteristics

of the
Illinois Public Community College System

Illinois Community College Board
509 South Sixth Street, Suite 400
Springfield, Illinois 62701-1874
Telephone: (217) 785-0123
June 1995

Printed by Authority of the State of Illinois

DATA AND CHARACTERISTICS OF THE
ILLINOIS PUBLIC COMMUNITY COLLEGE SYSTEM

JUNE 1995

TABLE OF CONTENTS

Page

Introduction viii

A Summary Profile of the Illinois Public Community Colleges ix

Map of the Illinois Public Community College Districts x

Section I - Fall Student Characteristics 1

Table I-1 - Summary of Opening Fall 1994 Student Headcount Enrollment by Sex and Type of Attendance 2

Table I-2 - Summary of Opening Fall 1994 Student Headcount Enrollment by Instructional Program Area 4

Table I-3 - Summary of Opening Fall 1994 Student Headcount Enrollment by Age 5

Table I-4 - Summary of Opening Fall 1994 Student Headcount Enrollment by Ethnic Origin 6

Table I-5 - Summary of Opening Fall 1994 Student Headcount Enrollment by Academic Classification 7

Table I-6 - Summary of Opening Fall 1994 Student Headcount Enrollment by Type of Residency 8

Table I-7 - Summary of Opening Fall 1994 Student Headcount Enrollment by Enrollment Status 9

Table I-8 - Proportions of District Populations Served by Illinois Public Community Colleges in Instructional Credit Curricula by Headcount and FTE 10

Table I-9 - Summary of Fall 1994 Student Headcount Enrollment by Instructional Program Area and Student Level 11

Table I-10 - Summary of Opening Fall Term Student Headcount Enrollment - Fall 1985 Through Fall 1994 15

TABLE OF CONTENTS
(Continued)

Page

Table I-11 - Summary of Opening Fall Term Student FTE Enrollment Fall 1985 Through Fall 1994 16

Section II - Faculty and Staff Data 17

Table II-1 - Summary of Instructional Teaching Faculty (9 and 12 mos.) Employed in Illinois Public Community Colleges by Sex and Employment Status During Fall 1994 19

Table II-2 - Summary of Administrative Staff Employed in Illinois Public Community Colleges by Sex and Employment Status During Fall 1994 20

Table II-3 - Summary of Other Nonteaching Professional Staff (9 and 12 month) Employed in Illinois Public Community Colleges by Sex and Employment Status During Fall 1994 21

Table II-4 - Summary of Civil Service or Classified Staff Employed in Illinois Public Community Colleges by Sex and Employment Status During Fall 1994 22

Table II-5 - Fiscal Year 1995 Average Contractual Base Salaries Paid for Full-Time Teaching Faculty (9 Mos.), Administrative Staff (12 Mos.), and Nonteaching Professional Staff (12 Mos.) in Illinois Public Community Colleges 23

Section III - Annual Enrollment and Completion Data 24

Table III-1 - Summary of Annual Unduplicated Headcount Enrollment by Sex for Fiscal Year 1994 25

Table III-2 - Summary of Annual Unduplicated Headcount Enrollment by Program Classification for Fiscal Year 1994 26

Table III-3 - Annual Unduplicated Enrollment by Academic Program by College for Fiscal Year 1994 27

Table III-4 - Summary of Annual Unduplicated Headcount Enrollment by Age for Fiscal Year 1994 50

TABLE OF CONTENTS
(Continued)

Page

Table III-5 - Summary of Annual Unduplicated Headcount Enrollment by Ethnic Origin for Fiscal Year 1994 51

Table III-6 - Highest Degree Previously Earned for Fiscal Year 1994 Illinois Public Community College Students 52

Table III-7 - Summary of Transfer and General Studies Degrees and Certificates Awarded in Fiscal Year 1994 53

Table III-8 - Summary of Occupational Degrees and Certificates Awarded in Fiscal Year 1994 54

Table III-9 - Summary of Adult Basic and Adult Secondary Certificates Awarded in Fiscal Year 1994 55

Table III-10 - Annual Duplicated Completers by Academic Program by College for Fiscal Year 1994 56

Section IV - Financial Data 76

Table IV-1 - Annual FTE Students - Fiscal Year 1984 Through Fiscal Year 1994 77

Table IV-2 - Total ICCB Grants Paid to Community College Districts - Fiscal Year 1988 Through Fiscal Year 1995 78

Table IV-3 - Net Instructional Unit Cost in Illinois Public Community Colleges Since Fiscal Year 1988 79

Table IV-4 - Fiscal Year 1994 Total Reimbursable Credit Hours 80

Table IV-5 - Summary of Fiscal Year 1994 ICCB Grants to Illinois Public Community Colleges 81

Table IV-6 - Summary of Fiscal Year 1995 ICCB Grants to Illinois Public Community Colleges 82

Table IV-7 - Per Capita Costs, Chargeback Rates, and Student Tuition and Fee Rates at Illinois Public Community College Districts 83

TABLE OF CONTENTS
(Continued)

Page

Table IV-8 - 1993 Operating Tax Extensions for Real Estate and Other Property Tax and 1994 Corporate Personal Property Replacement Tax Revenues 84

Table IV-9 - 1993 Tax Levy Rates (Per $100 of EAV) 85

Table IV-10 - Fiscal Year 1994 Net Instructional Cost by Funded Instructional Categories in Illinois Public Community Colleges 86

Table IV-11 - Fiscal Year 1994 Audited Operating Revenues by Source 88

Table IV-12 - Fiscal Year 1994 Audited Operating Expenditures by Function 89

Table IV-13 - Fiscal Year 1994 Audited Operating Expenditures by Object 90

Table IV-14 - Fiscal Year 1994 Total Current Fund Revenues by Source 91

Table IV-15 - Fiscal Year 1994 Total Current Fund Expenditures by Function 92

Table IV-16 - Total Energy Usage and Costs - Fiscal Year 1994 93

Section V - Facilities Data 94

Table V-1 - Summary of Acres by Use for Illinois Public Community Colleges as of August 1, 1994 95

Table V-2 - Summary of Total Square Footage Available on Illinois Public Community College Campuses as of August 1, 1994 96

Table V-3 - Square Footage of On-Campus Facilities Under Construction or Approved for Construction as of August 1, 1994 97

Table V-4 - Total Net Assignable Square Footage by Room Use Classification 98

TABLE OF CONTENTS
(Continued)

Page

Table V-5 - Net Assignable Square Footage in Completed Permanent State-Funded Facilities by Higher Education Facility Inventory Room Use Classification as of August 1, 1994 99

Table V-6 - Net Assignable Square Footage in Completed Permanent Locally Funded Facilities by Higher Education Facility Inventory Room Use Classification as of August 1, 1994 100

Table V-7 - Net Assignable Square Footage in Temporary Facilities by Higher Education Facility Inventory Room Use Classification as of August 1, 1994 101

Table V-8 - Net Assignable Square Footage in State-Funded Facilities Under Construction or Approved for Construction by Higher Education Facility Inventory Room Use Classification as of August 1, 1994 102

Table V-9 - Net Assignable Square Footage in Locally Funded Permanent Facilities Under Construction or Approved for Construction as of August 1, 1994 103

Table V-10 - Total Net Assignable Square Feet of Permanent Facilities by Room Use Classification Per 10th Day On-Campus FTE Student as of August 1, 1994 (Completed, Under Construction, Approved, or Appropriated) 104

Table V-11 - Gross Square Footage of Space Eligibility for Fiscal Year 1996 State-Supported Construction 105

Table V-12 - Total Protection, Health, and Safety Projects Approved 106

Table V-13 - Budgeted Revenue for Community College Construction Since January 1990 107

Table V-14 - Budgeted Revenue for Permanent Community College Facilities Under Construction or Planned as of February 1995 119

Table V-15 - Capital Projects Under Construction - Funding Authorized by Protection, Health, and Safety Legislation 120

TABLE OF CONTENTS
(Continued)

Page

Table V-16 - Repair and Renovation Projects Approved for Fiscal Year 1991 124

Table V-17 - Capital Renewal Grants Approved for Fiscal Year 1993 126

Table V-18 - Capital Renewal Grants Approved for Fiscal Year 1994 127

Table V-19 - Capital Renewal Grants Approved for Fiscal Year 1995 128

LIST OF FIGURES

Page

Figure 1 - Opening Fall 1994 Headcount Enrollment by Instructional Program Area 3

Figure 2 - Fall 1994 State Headcount Distribution of Employees by Employee Group 18

Figure 3 - FY 1994 Audited Sources of Revenue 87

INTRODUCTION

This is the fifteenth publication of a comprehensive data book by the Illinois Community College Board (ICCB). This document contains data and characteristics of the Illinois public community college system and is designed to serve as a basic reference. No analysis of the data is intended in this document. The data are obtained from various surveys and studies conducted by ICCB staff and from the colleges' annual MIS submissions.

This year the major data tables from the data book will again be available to colleges in computer-readable form using Quattro Pro for DOS spreadsheet format. To receive the data book in computer-readable form: (1) send a blank, formatted 5 1/4 or 3 1/2 inch disk that can be read by an IBM compatible microcomputer; (2) specify whether the disk is high density or regular density; (3) enclose a self-addressed envelope with return postage; and (4) forward your request to the Production Controller, Information Technology Department, Illinois Community College Board, 509 South Sixth Street, Suite 400, Springfield, Illinois 62701-1874.

This document contains annual data for fiscal year 1994 and fall term data for 1994 (fiscal year 1995). Enrollment data and faculty and staff data are collected during the fall term each year; thus, these data are fall term 1994 (fiscal year 1995). Budgeted operating finance and facilities data are for the current year, fiscal year 1995. Audited financial data, unit cost data, annual enrollments, and graduate data are for the past fiscal year, fiscal year 1994.

This publication provides information about (1) students, (2) faculty and staff, (3) annual enrollment and completion, (4) operating finance, and (5) capital construction. Each of these areas constitutes a section of this document. Several tables summarize data from more detailed reports that have been published separately. The objective of this document is to provide useful summaries of data for community college districts in one reference document. Please note that data typically provided in Section II on class size (Tables II-6 and II-7) are not available this year. If you have requests for other data or suggestions for additions or deletions, please contact the ICCB office.

Special acknowledgment is extended to the personnel of the colleges for their cooperation in completing surveys and providing the ICCB with computer-readable data on a timely basis.

Table 1 on the next page is a summary profile of selected statistics for the 40 Illinois public community college districts. The map on page x shows the geographic location of each college district.

Illinois Community College Board

Table 1

A SUMMARY PROFILE OF THE ILLINOIS PUBLIC COMMUNITY COLLEGES

			District Size				1993 Tax Rates Extended				Student Enrollment		
Dist. No.	District	District Location	# of Coll.	1994 Population*	Square Miles	1993 Tax Base EAV (Thousands)	Educ. & O&M Rate	Bond & Interest Rate	All Other Tax Rates	Total	Fall 1994 Headcount	Annual FY 94 FTE	FY 94 Annual Tuition & Fee Charges
522	BELLEVILLE	Belleville	1	357,021	2,054	2,576,933.3	16.00	0.00	6.57	22.57	14,314	7,393	$1,140
503	BLACK HAWK	Moline	1	226,870	2,240	1,565,717.8	18.34	0.00	19.24	37.58	6,943	5,194	$1,560
508	CHICAGO	Chicago	7	2,999,380	230	28,649,151.5	24.37	0.00	13.57	37.94	71,598	52,403	$1,235
507	DANVILLE	Danville	1	95,557	1,288	564,753.8	36.50	19.57	25.88	81.95	2,857	1,937	$1,080
502	DUPAGE	Glen Ellyn	1	834,946	350	17,982,082.4	19.88	0.00	0.53	20.41	30,237	14,024	$1,125
509	ELGIN	Elgin	1	235,199	343	4,402,055.7	29.54	0.89	12.95	43.38	9,175	4,688	$1,185
512	HARPER	Palatine	1	423,200	193	10,911,251.5	24.40	2.40	2.02	28.82	15,560	7,970	$1,125
540	HEARTLAND	Bloomington	1	165,000	1,863	1,686,225.6	21.08	1.21	N/A	23.33	2,779	1,176	$1,020
519	HIGHLAND	Freeport	1	90,484	1,640	781,718.0	25.00	3.46	9.87	38.33	2,678	1,796	$1,140
514	ILLINOIS CENTRAL	East Peoria	1	351,589	2,322	2,629,766.0	25.00	0.00	22.78	47.78	11,696	6,319	$1,274
529	ILLINOIS EASTERN	Olney	4	112,665	3,066	710,255.1	25.00	13.69	4.46	43.15	6,818	4,423	$810
513	ILLINOIS VALLEY	Oglesby	1	141,232	2,058	1,869,030.8	17.00	2.49	8.40	27.89	3,971	2,572	$1,088
525	JOLIET	Joliet	1	364,769	1,434	6,075,296.2	19.99	0.00	1.19	21.18	10,369	5,578	$1,170
520	KANKAKEE	Kankakee	1	121,350	1,586	978,147.1	16.10	0.00	7.43	23.53	3,853	2,829	$1,140
501	KASKASKIA	Centralia	1	114,129	2,231	584,705.8	25.00	4.63	11.96	41.59	3,247	2,520	$1,013
523	KISHWAUKEE	Malta	1	86,059	831	894,792.6	32.47	15.67	5.73	53.87	3,244	1,838	$1,133
532	LAKE COUNTY	Grayslake	1	499,831	442	10,604,669.2	18.70	0.00	4.21	22.91	13,755	5,870	$1,320
517	LAKE LAND	Mattoon	1	180,419	3,961	1,179,072.7	18.00	0.00	14.03	32.03	4,831	3,276	$1,320
536	LEWIS & CLARK	Godfrey	1	208,333	2,044	1,524,153.7	25.00	3.22	2.20	30.42	5,534	2,852	$1,035
526	LINCOLN LAND	Springfield	1	315,014	4,115	2,689,757.1	30.07	3.06	1.27	34.39	8,220	4,335	$1,103
530	LOGAN	Carterville	1	142,505	1,192	689,739.0	24.94	20.41	3.88	49.23	5,469	3,379	$855
528	MC HENRY	Crystal Lake	1	166,988	600	2,835,994.2	25.00	6.79	3.21	35.00	4,841	2,499	$1,124
524	MORAINE VALLEY	Palos Hills	1	338,394	133	5,281,315.2	19.87	2.66	1.46	23.99	13,273	7,406	$1,230
527	MORTON	Cicero	1	121,126	17	1,116,289.0	35.11	4.90	12.00	52.01	3,977	1,845	$1,320
535	OAKTON	Des Plaines	1	357,806	107	10,359,036.3	20.88	2.88	1.03	24.79	11,634	6,289	$998
505	PARKLAND	Champaign	1	240,785	2,908	2,108,145.5	36.00	0.00	12.13	48.13	8,463	5,139	$1,230
515	PRAIRIE STATE	Chicago Hgts.	1	195,383	220	1,903,082.9	21.86	8.28	8.70	38.84	5,305	2,840	$1,590
521	REND LAKE	Ina	1	87,300	1,850	401,135.0	25.00	24.00	8.00	57.00	3,551	2,219	$900
537	RICHLAND	Decatur	1	145,156	1,114	1,630,120.2	19.00	6.31	2.69	28.00	3,801	2,064	$1,185
511	ROCK VALLEY	Rockford	1	298,689	1,033	3,701,178.3	26.95	2.73	4.79	34.47	8,905	4,369	$1,125
518	SANDBURG	Galesburg	1	118,468	2,834	818,668.7	22.00	7.16	8.49	37.65	2,541	1,636	$1,470
506	SAUK VALLEY	Dixon	1	104,745	1,625	774,921.7	27.50	3.54	11.80	42.84	2,646	1,567	$1,200
531	SHAWNEE	Ullin	1	61,211	1,466	243,650.4	24.21	5.49	9.45	39.15	2,182	1,400	$878
510	SOUTH SUBURBAN	S. Holland	1	280,942	79	2,352,275.0	15.88	10.93	19.79	46.60	8,997	4,984	$1,440
533	SOUTHEASTERN	Harrisburg	1	56,783	1,656	259,541.1	38.00	0.00	11.39	49.39	2,648	2,300	$810
534	SPOON RIVER	Canton	1	74,096	1,566	407,779.7	25.00	3.44	7.63	36.07	1,860	1,274	$1,320
601	STATE COMM. COLL.	E. St. Louis	1	78,331	36	74,184.9	N/A	N/A	N/A	N/A	982	809	$720
504	TRITON	River Grove	1	325,994	55	4,945,128.8	30.14	0.00	4.60	34.74	15,485	7,489	$1,335
516	WAUBONSEE	Sugar Grove	1	210,472	624	2,763,411.7	28.70	1.64	15.99	46.33	6,797	3,363	$1,215
539	WOOD	Quincy	1	94,931	2,363	580,239.1	21.65	3.74	8.25	33.64	1,943	1,261	$1,470
			49	11,423,152	55,769	$142,105,372.5	23.10	1.85	6.86	31.81	346,979	203124.47	$1,161

N/A = Not applicable

* Estimate

Illinois Community College Districts

Non-Metropolitan Counties (n=74)

Metropolitan Counties (n=28)

District Boundaries

County Boundaries

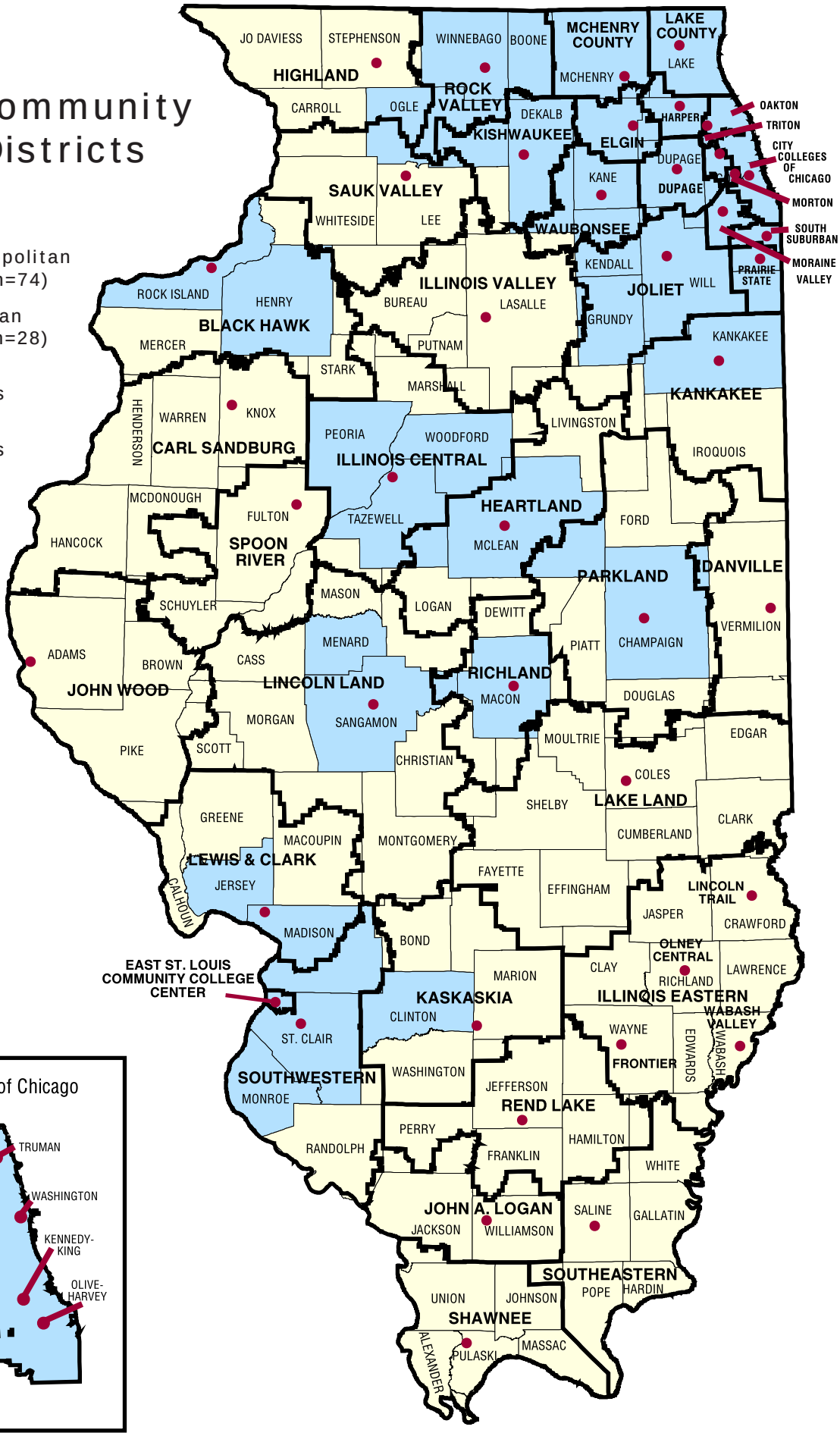

City Colleges of Chicago

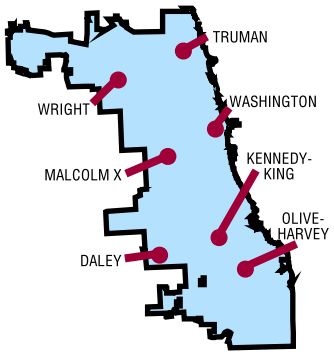

Section I

FALL STUDENT CHARACTERISTICS

This section includes data on headcount and full-time equivalent (PTE) student enrollments in Illinois public community colleges.

The public community colleges of Illinois enroll approximately 65 percent of all students enrolled in public colleges and universities in the state of Illinois. The diverse population of the communities that the colleges serve is reflected in the student characteristics shown in this section.

The tables show student enrollments based on opening counts (10th-day enrollments) for the fall term. Opening enrollment counts are a snapshot count at the end of the regular registration for the fall term and do not include many students who enroll for courses which start later in a term -particularly in adult education.

Table I-1 lists the fall 1994 student headcount enrollment by sex and type of attendance. Fifty-nine percent of the 346,979 students enrolled in Illinois public community colleges were women. Part-time students accounted for approximately 69 percent of the enrollments.

Table I-2 itemizes the fall 1994 student headcount enrollment by instructional program area. As depicted in Figure 1, 40.7 percent of the students were enrolled in baccalaureate/transfer programs, 38.9 percent in occupational and vocational skills programs, 2.4 percent in general studies programs, 5.1 percent in general associate programs, and 12.9 percent in adult basic education/adult secondary education programs.

The data in Table I-3 show fall 1994 headcount enrollment by age categories and provide the median age of students for each public community college. The median age for fall 1994 students was 25.93 years. This is down .4 years from the fall 1993 median age of 26.33. The mean age was 29.94 years.

Tables I-4 through 1-7 summarize fall 1994 student headcount enrollment by ethnic origin, academic classification, type of residency, and enrollment status. Table I-5 shows that approximately 21 percent of fall 1994 students were classified as sophomores. Fifty-one percent of the fall 1994 enrollments were classified as freshmen.

Table I-8 lists by headcount and FTE the proportions of district populations served by Illinois public community colleges in instructional credit curricula. Table I-9 summarizes fall 1994 headcount enrollment by instructional program area and student level.

Table I-10 details the trends in community college headcount enrollments from fall 1985 through fall 1994. Table I-11 lists the trends of FTE enrollments for the same ten-year period.

Illinois Community College Board
Table I-1
SUMMARY OF OPENING FALL 1994 STUDENT HEADCOUNT ENROLLMENT BY
SEX AND TYPE OF ATTENDANCE

Dist. I	District/College	Male	Female	Full-time	Part-time	Total
522	Belleville	5,972	8,342	3,933	10,381	14,314
503	Black Hawk	2,596	4,347	3,100	3,843	6,943
508	Chicago	(29,643)	(41,955)	(20,761)	(50,837)	(71,598)
	Daley	3,740	5,252	1,847	7,145	8,992
	Kennedy-King	1,941	4,101	2,676	3,366	6,042
	Malcolm X	5,369	5,708	3,657	7,420	11,077
	Olive-Harvey	2,058	4,044	3,066	3,036	6,102
	Truman	7,118	8,557	3,920	11,755	15,675
	Washington	4,626	7,402	2,757	9,271	12,028
	Wilbur Wright	4,791	6,891	2,838	8,844	11,682
507	Danville	960	1,897	1,318	1,539	2,857
502	DuPage	12,756	17,481	8,615	21,622	30,237
509	Elgin	4,000	5,175	2,200	6,975	9,175
512	Harper	6,524	9,036	4,670	10,890	15,560
540	Heartland	983	1,796	817	1,962	2,779
519	Highland	894	1,784	1,051	1,627	2,678
514	Illinois Central	4,877	6,819	4,033	7,663	11,696
529	Illinois Eastern	(2,759)	(4,059)	(2,228)	(4,590)	(6,818)
	Frontier	504	1,589	217	1,876	2,093
	Lincoln Trail	555	559	524	590	1,114
	Olney Central	550	986	828	708	1,536
	Wabash Valley	1,150	925	659	1,416	2,075
513	Illinois Valley	1,701	2,270	1,567	2,404	3,971
525	Joliet	4,364	6,005	3,335	7,034	10,369
520	Kankakee	1,433	2,420	1,093	2,760	3,853
501	Kaskaskia	1,290	1,957	1,513	1,734	3,247
523	Kishwaukee	1,446	1,798	1,262	1,982	3,244
532	Lake County	5,766	7,989	2,730	11,025	13,755
517	Lake Land	2,261	2,570	2,118	2,713	4,831
536	Lewis & Clark	2,061	3,473	1,606	3,928	5,534
526	Lincoln Land	3,557	4,663	2,243	5,977	8,220
530	Logan	2,375	3,094	2,849	2,620	5,469
528	McHenry	1,974	2,867	1,209	3,632	4,841
524	Moraine Valley	5,556	7,717	4,518	8,755	13,273
527	Morton	1,607	2,370	837	3,140	3,977
535	Oakton	4,910	6,724	2,680	8,954	11,634
505	Parkland	3,457	5,006	3,718	4,745	8,463
515	Prairie State	2,073	3,232	1,301	4,004	5,305
521	Rend Lake	1,699	1,852	1,511	2,040	3,551
537	Richland	1,368	2,433	999	2,802	3,801
511	Rock Valley	3,760	5,145	2,395	6,510	8,905
518	Sandburg	1,036	1,505	987	1,554	2,541
506	Sauk Valley	1,036	1,610	1,025	1,621	2,646
531	Shawnee	773	1,409	1,049	1,133	2,182
510	South Suburban	2,999	5,998	2,367	6,630	8,997
533	Southeastern	1,307	1,341	1,290	1,358	2,648
534	Spoon River	702	1,158	857	1,003	1,860
601	State Community	299	683	492	490	982
504	Triton	6,628	8,857	3,608	11,877	15,485
516	Waubonsee	2,716	4,081	1,521	5,276	6,797
539	Wood	635	1,308	647	1,296	1,943
	TOTALS	142,753	204,226	106,053	240,926	346,979

SOURCE OF DATA: Fall Enrollment (E1 Records) - reflects enrollments as of the fall term census date (end of registration). Will not reflect enrollments in courses that have a starting date later than the census date - particularly those in adult education.

Figure 1. Opening Fall 1994 Headcount Enrollment by Instructional Program Area

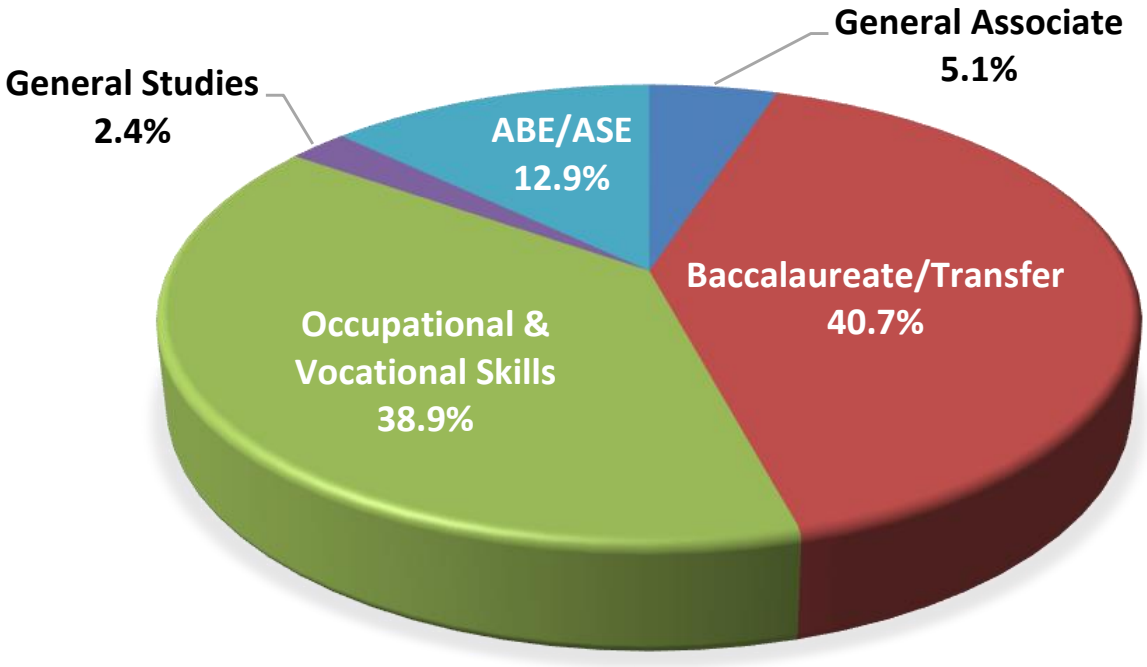

Illinois Community College Board
Table I-2
SUMMARY OF OPENING FALL 1994 STUDENT HEADCOUNT ENROLLMENT
BY INSTRUCTIONAL PROGRAM AREA

Dist. No.	District/College	General Associates	Bacc/ Transfer	Occupa- tional	General Studies	Voc Skills	Adult Basic Education	Adult Sec. Education
522	Belleville	0	6,752	6,550	0	89	918	5
503	Black Hawk	22	3,424	2,990	42	229	167	69
508	Chicago	(8,739)	(16,872)	(9,047)	(1,129)	(6,599)	(9,727)	(19,485)
	Daley	115	3,620	1,263	30	393	752	2,819
	Kennedy-King	63	1,384	1,109	63	474	1,587	1,362
	Malcolm X	98	2,363	908	16	340	4,053	3,299
	Olive-Harvey	648	1,372	749	77	1,272	977	1,007
	Truman	3,078	1,493	1,145	214	629	1,207	7,909
	Washington	806	5,211	3,419	659	1,289	471	173
	Wilbur Wright	3,931	1,429	454	70	2,202	680	2,916
507	Danville	0	1,599	974	0	106	88	90
502	DuPage	265	9,066	7,584	3,317	7,675	1,871	459
509	Elgin	272	4,057	2,925	4	960	861	96
512	Harper	0	9,091	5,296	0	264	909	0
540	Heartland	0	2,360	396	0	20	0	3
519	Highland	61	1,055	838	237	467	12	8
514	Illinois Central	1,237	4,430	5,453	204	147	216	9
529	Illinois Eastern	(231)	(2,937)	(2,348)	(136)	(870)	(211)	(85)
	Frontier	59	873	340	20	645	106	50
	Lincoln Trail	19	628	270	4	106	76	11
	Olney Central	63	745	670	6	11	28	13
	Wabash Valley	90	691	1,068	106	108	1	11
513	Illinois Valley	443	1,619	1,650	162	0	17	80
525	Joliet	111	5,855	3,575	183	68	440	137
520	Kankakee	223	1,231	2,201	64	97	11	26
501	Kaskaskia	368	996	1,464	237	52	15	115
523	Kishwaukee	0	2,005	955	36	8	187	53
532	Lake County	0	5,806	6,811	311	292	477	58
517	Lake Land	14	2,028	1,764	0	839	145	41
536	Lewis & Clark	469	2,204	2,380	202	16	123	140
526	Lincoln Land	0	5,931	1,895	201	191	0	2
530	Logan	0	3,152	1,751	0	353	101	112
528	McHenry	37	3,045	1,525	0	29	205	0
524	Moraine Valley	0	6,583	5,496	0	456	408	330
527	Morton	6	1,912	897	80	134	857	91
535	Oakton	0	7,067	3,436	10	894	141	86
505	Parkland	2,858	2,918	2,598	0	0	53	36
515	Prairie State	0	2,368	2,573	0	1	206	157
521	Rend Lake	0	2,044	1,206	0	283	1	17
537	Richland	2	2,026	1,499	54	0	200	20
511	Rock Valley	2	4,465	3,110	119	1,133	53	23
518	Sandburg	9	1,199	979	1	225	33	95
506	Sauk Valley	8	1,325	1,041	5	236	5	26
531	Shawnee	56	1,008	827	87	45	66	93
510	South Suburban	0	2,798	4,182	909	577	366	165
533	Southeastern	22	1,001	1,079	57	431	11	47
534	Spoon River	230	987	493	0	39	68	43
601	State Community	0	364	298	2	141	80	97
504	Triton	1,693	4,526	5,201	0	2,199	1,245	621
516	Waubonsee	267	2,165	2,752	367	134	949	163
539	Wood	2	1,102	699	0	19	69	52
	TOTALS	17,647	141,373	108,738	8,156	26,318	21,512	23,235

SOURCE OF DATA: Fall Enrollment (E1 Records) - reflects enrollments as of the fall term census date (end of registration). Will not reflect enrollments in courses that have a starting date later than the census date - particularly those in adult education.

Illinois Community College Board
Table I-3
SUMMARY OF OPENING FALL 1994 STUDENT HEADCOUNT ENROLLMENT
BY AGE

Dist. No.	District/College	Mean Age	Median Age	16 & Under	17-20	21-24	25-30	31-39	40-55	Over 55	Unknown
522	Belleville	30.46	27.52	39	3,722	2,402	2,242	2,999	2,476	421	13
503	Black Hawk	28.17	24.34	11	2,360	1,226	1,072	1,220	905	96	53
508	Chicago	(30.57)	(26.70)	(502)	(15,174)	(14,990)	(13,407)	(13,309)	(10,265)	(3,909)	(42)
	Daley	28.49	24.90	40	2,340	2,164	1,632	1,553	1,088	172	3
	Kennedy-King	31.28	27.69	93	1,371	1,074	980	1,239	946	333	6
	Malcolm X	29.40	26.28	111	2,414	2,433	2,259	2,161	1,415	281	3
	Olive-Harvey	29.26	24.64	65	1,740	1,317	904	1,006	841	220	9
	Truman	35.29	30.28	94	2,161	2,833	3,077	2,903	2,452	2,154	1
	Washington	31.79	28.68	26	1,743	2,529	2,636	2,597	1,990	491	16
	Wilbur Wright	28.47	24.40	73	3,405	2,640	1,919	1,850	1,533	258	4
507	Danville	28.88	24.38	4	1,017	421	391	486	428	69	41
502	DuPage	31.29	26.23	62	8,684	5,184	4,474	5,099	4,685	1,924	125
509	Elgin	29.43	25.76	101	2,733	1,543	1,412	1,750	1,415	216	5
512	Harper	28.70	24.94	14	4,834	2,958	2,538	2,770	2,157	271	18
540	Heartland	28.02	23.67	17	855	691	390	448	321	57	0
519	Highland	30.98	26.88	4	855	338	334	539	437	131	40
514	Illinois Central	28.66	24.56	23	4,055	1,882	1,730	1,984	1,726	234	62
529	Illinois Eastern	(33.54)	(30.37)	(224)	(1,746)	(683)	(735)	(1,208)	(1,465)	(730)	(27)
	Frontier	38.18	34.72	178	274	188	236	388	425	385	19
	Lincoln Trail	30.38	25.65	19	369	150	160	189	158	67	2
	Olney Central	28.25	23.56	11	615	199	203	256	211	37	4
	Wabash Valley	37.34	37.56	16	488	146	136	375	671	241	2
513	Illinois Valley	28.67	23.58	78	1,541	509	431	638	645	92	37
525	Joliet	29.05	24.97	53	3,611	1,523	1,346	1,954	1,658	224	0
520	Kankakee	29.37	25.68	13	1,213	597	584	722	552	113	59
501	Kaskaskia	28.30	24.52	13	1,194	437	451	609	448	46	49
523	Kishwaukee	27.51	23.13	13	1,090	765	446	515	354	58	3
532	Lake County	30.47	27.60	21	3,456	2,274	2,365	2,971	2,300	368	0
517	Lake Land	28.19	24.11	23	1,738	795	689	885	607	94	0
536	Lewis & Clark	28.50	24.29	123	1,878	810	749	950	718	150	156
526	Lincoln Land	29.91	26.66	22	2,242	1,250	1,305	1,604	1,208	221	368
530	Logan	28.01	23.16	12	1,895	1,249	730	777	594	184	28
528	McHenry	29.46	26.08	26	1,586	669	705	907	846	82	20
524	Moraine Valley	27.32	23.20	15	4,974	2,465	1,800	2,114	1,559	156	190
527	Morton	29.09	25.19	9	1,122	830	669	724	489	123	11
535	Oakton	31.34	26.31	22	2,997	2,239	1,869	1,872	1,918	717	0
505	Parkland	28.32	24.41	7	2,702	1,718	1,376	1,475	993	188	4
515	Prairie State	30.39	27.12	22	1,416	903	806	1,070	867	168	53
521	Rend Lake	31.21	27.88	2	1,019	465	524	669	676	150	46
537	Richland	29.81	26.57	18	1,117	568	564	765	639	85	45
511	Rock Valley	30.43	27.62	5	2,348	1,435	1,454	1,864	1,589	210	0
518	Sandburg	29.65	26.03	6	818	372	401	465	374	93	12
506	Sauk Valley	28.33	24.48	10	926	428	383	483	380	36	0
531	Shawnee	29.49	25.22	22	719	330	305	386	356	61	3
510	South Suburban	31.38	28.40	34	2,126	1,494	1,322	1,877	1,572	377	195
533	Southeastern	29.34	25.51	87	827	345	343	504	415	73	54
534	Spoon River	27.43	22.76	6	703	393	232	273	200	45	8
601	State Community	28.87	25.86	3	231	223	182	197	115	19	12
504	Triton	29.09	25.55	34	3,762	2,903	2,532	2,534	1,904	330	1,486
516	Waubonsee	29.28	25.63	54	1,998	1,205	1,037	1,329	1,027	147	0
539	Wood	29.35	25.93	8	627	294	283	378	314	39	0
	TOTALS/AVERAGE	29.94	25.93	1,762	97,911	61,806	54,608	63,323	51,597	12,707	3,265

SOURCE OF DATA: Fall Enrollment (E1 Records) - reflects enrollments as of the fall term census date (end of registration). Will not reflect enrollments in courses that have a starting date later than the census date - particularly those in adult education.

Illinois Community College Board
Table I-4
SUMMARY OF OPENING FALL 1994 STUDENT HEADCOUNT ENROLLMENT
BY ETHNIC ORIGIN

Dist. No.	District/ College	Asian or Pacific Islander	American Indian or Alaskan	Black Non-Hispanic	Hispanic	White Non-Hispanic	Non-Resident Alien	All Other or No Indication
522	Belleville	282	121	1,198	210	12,445	58	0
503	Black Hawk	91	21	464	433	5,934	0	0
508	Chicago	(6,146)	(462)	(27,275)	(18,969)	(17,877)	(0)	(869)
	Daley	211	43	1,635	4,236	2,811	0	56
	Kennedy-King	253	46	4,839	605	271	0	28
	Malcolm X	514	93	6,117	3,362	804	0	187
	Olive-Harvey	34	32	5,192	711	105	0	28
	Truman	2,878	95	2,077	5,295	5,178	0	152
	Washington	1,184	94	6,448	1,535	2,484	0	283
	Wilbur Wright	1,072	59	967	3,225	6,224	0	135
507	Danville	18	7	220	39	2,573	0	0
502	DuPage	2,614	52	881	1,935	24,148	9	598
509	Elgin	379	27	314	1,392	7,063	0	0
512	Harper	1,080	35	383	1,324	12,348	390	0
540	Heartland	64	5	212	53	2,443	2	0
519	Highland	21	6	146	14	2,490	1	0
514	Illinois Central	130	32	777	116	10,403	5	233
529	Illinois Eastern	(37)	(9)	(158)	(27)	(6,528)	(59)	(0)
	Frontier	5	3	0	4	2,080	1	0
	Lincoln Trail	9	2	128	9	954	12	0
	Olney Central	9	2	17	8	1,486	14	0
	Wabash Valley	14	2	13	6	2,008	32	0
513	Illinois Valley	41	6	83	90	3,750	1	0
525	Joliet	144	23	796	568	8,832	6	0
520	Kankakee	33	9	382	51	3,372	6	0
501	Kaskaskia	30	17	200	16	2,982	2	0
523	Kishwaukee	100	11	233	232	2,655	13	0
532	Lake County	550	48	1,026	1,451	10,323	357	0
517	Lake Land	22	18	264	52	4,468	7	0
536	Lewis & Clark	26	16	289	31	5,159	13	0
526	Lincoln Land	69	19	543	83	7,490	16	0
530	Logan	64	11	381	59	4,951	3	0
528	McHenry	36	5	8	214	4,570	8	0
524	Moraine Valley	168	83	482	540	11,786	214	0
527	Morton	93	8	21	1,547	2,252	56	0
535	Oakton	1,581	26	503	458	9,066	0	0
505	Parkland	259	31	927	176	6,826	244	0
515	Prairie State	48	11	1,332	345	3,171	5	393
521	Rend Lake	14	3	175	35	3,321	3	0
537	Richland	17	8	440	20	3,315	1	0
511	Rock Valley	176	36	532	253	7,889	19	0
518	Sandburg	11	11	185	66	2,261	7	0
506	Sauk Valley	26	9	25	152	2,433	1	0
531	Shawnee	18	2	301	9	1,848	4	0
510	South Suburban	107	34	2,904	579	5,274	99	0
533	Southeastern	13	12	321	60	2,239	3	0
534	Spoon River	23	5	84	9	1,725	14	0
601	State Community	5	0	957	1	19	0	0
504	Triton	756	49	2,730	2,129	9,794	27	0
516	Waubonsee	89	48	323	1,440	4,897	0	0
539	Wood	10	2	60	11	1,854	6	0
	TOTALS	15,391	1,338	48,535	35,189	242,774	1,659	2,093

SOURCE OF DATA: Fall Enrollment (E1 Records) - reflects enrollments as of the fall term census date (end of registration). Will not reflect enrollments in courses that have a starting date later than the census date - particularly those in adult education.

Illinois Community College Board
Table I-5
SUMMARY OF OPENING FALL 1994 STUDENT HEADCOUNT ENROLLMENT
BY ACADEMIC CLASSIFICATION

Dist. No.	District/College	Freshman	Sophomore	High School	Unclassified*
522	Belleville	8,069	3,572	0	2,673
503	Black Hawk	2,254	1,929	28	2,732
508	Chicago	(24,869)	(8,619)	(125)	(37,985)
	Daley	2,969	1,296	10	4,717
	Kennedy-King	1,834	813	18	3,377
	Malcolm X	2,070	906	26	8,075
	Olive-Harvey	2,211	1,049	11	2,831
	Truman	4,301	1,257	17	10,100
	Washington	6,408	1,873	33	3,714
	Wilbur Wright	5,076	1,425	10	5,171
507	Danville	1,989	466	0	402
502	DuPage	16,887	5,491	29	7,830
509	Elgin	5,628	1,278	186	2,083
512	Harper	5,623	2,810	2	7,125
540	Heartland	2,373	0	143	263
519	Highland	1,295	1,089	0	294
514	Illinois Central	6,518	2,892	62	2,224
529	Illinois Eastern	(4,129)	(1,999)	(0)	(690)
	Frontier	1,305	586	0	202
	Lincoln Trail	696	309	0	109
	Olney Central	757	622	0	157
	Wabash Valley	1,371	482	0	222
513	Illinois Valley	2,772	723	149	327
525	Joliet	2,512	6,652	0	1,205
520	Kankakee	2,463	829	86	475
501	Kaskaskia	2,080	752	7	408
523	Kishwaukee	2,173	493	7	571
532	Lake County	7,444	4,393	0	1,918
517	Lake Land	2,993	1,107	147	584
536	Lewis & Clark	3,657	1,166	0	711
526	Lincoln Land	5,623	2,182	152	263
530	Logan	3,967	1,128	0	374
528	McHenry	2,789	1,027	35	990
524	Moraine Valley	8,420	2,926	22	1,905
527	Morton	2,316	304	7	1,350
535	Oakton	5,220	3,065	44	3,305
505	Parkland	4,766	2,543	44	1,110
515	Prairie State	3,314	1,247	1	743
521	Rend Lake	2,270	745	0	536
537	Richland	2,201	1,064	64	472
511	Rock Valley	6,202	1,913	36	754
518	Sandburg	1,768	486	1	286
506	Sauk Valley	1,241	680	20	705
531	Shawnee	488	3	522	1,169
510	South Suburban	5,732	2,104	7	1,154
533	Southeastern	1,698	544	65	341
534	Spoon River	1,142	443	0	275
601	State Community	805	0	0	177
504	Triton	9,189	3,300	3	2,993
516	Waubonsee	1,949	966	0	3,882
539	Wood	955	586	11	391
	TOTALS	177,783	73,516	2,005	93,675

*Unclassified students are those who do not meet minimum requirements for entrance as regular college-level students, or already have an Associate Degree or higher, and are taking courses at the same level or lower. Some colleges may be including course enrollees in this category as well.

SOURCE OF DATA: Fall Enrollment (E1 Records) - reflects enrollments as of the fall term census date (end of registration). Will not reflect enrollments in courses that have a starting date later than the census date - particularly those in adult education.

Illinois Community College Board
Table I-6
SUMMARY OF OPENING FALL 1994 STUDENT HEADCOUNT ENROLLMENT
BY TYPE OF RESIDENCY

Dist. No.	District/College	In-District	Out-of-District	Corrections	Out-of State	Foreign
522	Belleville	13,298	933	0	66	17
503	Black Hawk	6,468	72	125	264	14
508	Chicago	(69,439)	(1,735)	(0)	(41)	(383)
	Daley	8,540	439	0	8	5
	Kennedy-King	6,023	16	0	2	1
	Malcolm X	10,967	104	0	2	4
	Olive-Harvey	5,971	112	0	18	1
	Truman	15,224	343	0	1	107
	Washington	11,304	474	0	9	241
	Wilbur Wright	11,410	247	0	1	24
507	Danville	2,800	29	9	18	1
502	DuPage	27,954	2,094	0	87	102
509	Elgin	8,469	672	0	9	25
512	Harper	13,001	2,411	0	46	102
540	Heartland	2,634	140	0	3	2
519	Highland	2,635	32	0	11	0
514	Illinois Central	10,977	489	162	42	26
529	Illinois Eastern	(5,683)	(846)	(165)	(44)	(80)
	Frontier	1,970	118	0	5	0
	Lincoln Trail	924	17	165	1	7
	Olney Central	1,479	28	0	12	17
	Wabash Valley	1,310	683	0	26	56
513	Illinois Valley	3,831	40	100	0	0
525	Joliet	10,157	206	0	4	2
520	Kankakee	3,651	161	0	38	3
501	Kaskaskia	2,879	137	221	7	3
523	Kishwaukee	3,008	220	0	2	14
532	Lake County	12,799	474	0	157	325
517	Lake Land	4,038	401	360	26	6
536	Lewis & Clark	5,423	72	0	37	2
526	Lincoln Land	7,439	354	415	3	9
530	Logan	5,237	210	0	3	19
528	McHenry	4,664	160	0	8	9
524	Moraine Valley	11,723	1,323	0	16	211
527	Morton	3,714	256	0	6	1
535	Oakton	9,159	2,387	0	18	70
505	Parkland	6,985	1,184	0	67	227
515	Prairie State	4,815	364	0	126	0
521	Rend Lake	3,009	254	274	11	3
537	Richland	3,765	36	0	0	0
511	Rock Valley	8,849	27	0	15	14
518	Sandburg	2,488	43	0	6	4
506	Sauk Valley	2,504	130	0	12	0
531	Shawnee	1,953	80	0	133	16
510	South Suburban	7,244	1,201	0	552	0
533	Southeastern	2,043	61	507	35	2
534	Spoon River	1,523	292	17	1	27
601	State Community	952	27	0	3	0
504	Triton	10,933	4,443	0	61	48
516	Waubonsee	6,420	376	0	1	0
539	Wood	1,802	29	0	109	3
	TOTALS	316,365	24,401	2,355	2,088	1,770

SOURCE OF DATA: Fall Enrollment (E1 Records) - reflects enrollments as of the fall term census date (end of registration). Will not reflect enrollments in courses that have a starting date later than the census date - particularly those in adult education.

Illinois Community College Board
Table I-7
SUMMARY OF OPENING FALL 1994 STUDENT HEADCOUNT ENROLLMENT
BY ENROLLMENT STATUS

Dist. No.	District/College	First-Time Students	Transfer Students	Continuing Students	Readmitted Students
522	Belleville	3,405	2	10,851	56
503	Black Hawk	1,654	507	4,345	437
508	Chicago	(25,898)	(1,802)	(32,305)	(11,593)
	Daley	3,002	274	4,459	1,257
	Kennedy-King	2,206	104	2,679	1,053
	Malcolm X	5,633	39	3,768	1,637
	Olive-Harvey	1,957	151	2,707	1,287
	Truman	5,761	278	7,814	1,822
	Washington	3,529	589	5,120	2,790
	Wilbur Wright	3,810	367	5,758	1,747
507	Danville	1,026	55	1,488	288
502	DuPage	6,968	1,512	15,226	6,531
509	Elgin	2,928	326	4,131	1,790
512	Harper	243	48	8,605	6,664
540	Heartland	944	526	1,273	36
519	Highland	585	66	1,852	175
514	Illinois Central	2,438	614	7,958	686
529	Illinois Eastern	(1,853)	(1)	(3,843)	(1,121)
	Frontier	402	1	782	908
	Lincoln Trail	408	0	612	94
	Olney Central	490	0	944	102
	Wabash Valley	553	0	1,505	17
513	Illinois Valley	953	162	2,107	749
525	Joliet	2,699	91	5,565	2,014
520	Kankakee	667	198	2,039	949
501	Kaskaskia	1,112	44	1,427	664
523	Kishwaukee	800	262	1,589	593
532	Lake County	2,496	1,273	7,508	2,478
517	Lake Land	1,493	425	1,930	983
536	Lewis & Clark	1,836	111	2,627	960
526	Lincoln Land	2,040	9	4,999	1,172
530	Logan	1,373	649	2,812	635
528	McHenry	911	343	2,642	945
524	Moraine Valley	3,681	34	7,315	2,243
527	Morton	1,035	162	2,345	435
535	Oakton	2,479	1,463	6,112	1,580
505	Parkland	2,252	581	4,617	1,013
515	Prairie State	1,620	387	2,403	895
521	Rend Lake	1,310	54	2,098	89
537	Richland	916	63	2,205	617
511	Rock Valley	2,224	14	6,461	206
518	Sandburg	906	25	1,214	396
506	Sauk Valley	593	52	1,733	268
531	Shawnee	665	3	991	523
510	South Suburban	1,870	87	5,453	1,587
533	Southeastern	713	46	1,845	44
534	Spoon River	550	192	824	294
601	State Community	280	1	573	128
504	Triton	4,691	4	7,649	3,141
516	Waubonsee	1,470	78	3,818	1,431
539	Wood	632	104	1,005	202
	TOTALS	92,209	12,376	185,783	56,611

SOURCE OF DATA: Fall Enrollment (E1 Records) - reflects enrollments as of the fall term census date (end of registration). Will not reflect enrollments in courses that have a starting date later than the census date - particularly those in adult education.

Illinois Community College Board
Table I-8
PROPORTIONS OF DISTRICT POPULATIONS SERVED BY
ILLINOIS PUBLIC COMMUNITY COLLEGES IN INSTRUCTIONAL
CREDIT CURRICULA BY HEADCOUNT AND FTE

Dist No	District	Headcount Per 1000 Population	FTE Per 1000 Population
522	Belleville	40.09	19.46
503	Black Hawk	30.60	18.55
508	Chicago	23.87	13.02
507	Danville	29.90	19.22
502	DuPage	36.21	18.96
509	Elgin	39.01	18.49
512	Harper	36.77	18.38
540	Heartland	16.84	8.51
519	Highland	29.60	15.83
514	Illinois Central	33.27	17.66
529	Illinois Eastern	60.52	30.83
513	Illinois Valley	28.12	16.06
525	Joliet	28.43	14.99
520	Kankakee	31.75	16.24
501	Kaskaskia	28.45	18.78
523	Kishwaukee	37.70	21.37
532	Lake County	27.52	11.60
517	Lake Land	26.78	16.24
536	Lewis & Clark	26.56	13.40
526	Lincoln Land	26.09	12.67
530	Logan	38.38	25.23
528	Mc Henry	28.99	13.38
524	Moraine Valley	39.22	21.24
527	Morton	32.83	14.11
535	Oakton	32.51	14.79
505	Parkland	35.15	21.20
515	Prairie State	27.15	13.09
521	Rend Lake	40.68	23.05
537	Richland	26.19	12.96
511	Rock Valley	29.81	13.92
518	Carl Sandburg	21.45	12.33
506	Sauk Valley	25.26	14.28
531	Shawnee	35.65	21.99
510	South Suburban	32.02	15.01
533	Southeastern	46.63	30.83
534	Spoon River	25.10	15.42
601	State Comm. Coll.	12.54	8.48
504	Triton	47.50	22.47
516	Waubonsee	32.29	14.01
539	John Wood	20.47	10.84
	TOTALS	31.70	16.97

SOURCE OF DATA: Fall Enrollment (E1 Records)
ICCB 1994 Estimated District Population

Illinois Community College Board
Table I-9
SUMMARY OF OPENING FALL 1994 STUDENT HEADCOUNT ENROLLMENT
BY INSTRUCTIONAL PROGRAM AREA AND STUDENT LEVEL

FRESHMAN LEVEL

Dist. No.	District/College	General Associates	Bacc/ Transfer	Occupa- tional	General Studies	Voc Skills	Adult Basic Ed	Adult Sec Ed	Total
522	Belleville	0	4,119	3,892	0	58	0	0	8,069
503	Black Hawk	5	1,203	1,040	0	6	0	0	2,254
508	Chicago	(5,812)	(9,580)	(4,925)	(627)	(3,925)	(0)	(0)	(24,869)
	Daley	74	2,040	645	16	194	0	0	2,969
	Kennedy-King	37	882	593	57	265	0	0	1,834
	Malcolm X	49	1,431	388	14	188	0	0	2,070
	Olive-Harvey	389	690	287	40	805	0	0	2,211
	Truman	2,380	783	685	127	326	0	0	4,301
	Washington	553	2,842	2,112	337	564	0	0	6,408
	Wilbur Wright	2,330	912	215	36	1,583	0	0	5,076
507	Danville	0	1,225	690	0	74	0	0	1,989
502	DuPage	182	5,393	4,296	2,015	5,001	0	0	16,887
509	Elgin	224	2,809	1,902	3	690	0	0	5,628
512	Harper	0	3,332	2,291	0	0	0	0	5,623
540	Heartland	0	2,035	319	0	19	0	0	2,373
519	Highland	31	642	439	72	111	0	0	1,295
514	Illinois Central	950	2,444	2,938	88	98	0	0	6,518
529	Illinois Eastern	(162)	(1,851)	(1,368)	(110)	(638)	(0)	(0)	(4,129)
	Frontier	41	554	231	6	473	0	0	1,305
	Lincoln Trail	10	436	163	4	83	0	0	696
	Olney Central	45	447	252	6	7	0	0	757
	Wabash Valley	66	414	722	94	75	0	0	1,371
513	Illinois Valley	374	1,241	1,144	13	0	0	0	2,772
525	Joliet	24	1,625	750	89	24	0	0	2,512
520	Kankakee	171	846	1,336	42	68	0	0	2,463
501	Kaskaskia	311	654	858	212	45	0	0	2,080
523	Kishwaukee	0	1,534	608	23	8	0	0	2,173
532	Lake County	0	3,161	3,790	266	227	0	0	7,444
517	Lake Land	9	1,284	1,027	0	673	0	0	2,993
536	Lewis & Clark	352	1,593	1,576	124	12	0	0	3,657
526	Lincoln Land	0	4,139	1,189	147	148	0	0	5,623
530	Logan	0	2,452	1,175	0	340	0	0	3,967
528	McHenry	22	1,769	972	0	26	0	0	2,789
524	Moraine Valley	0	4,706	3,392	0	322	0	0	8,420
527	Morton	5	1,505	646	52	108	0	0	2,316
535	Oakton	0	3,647	1,573	0	0	0	0	5,220
505	Parkland	1,775	1,733	1,258	0	0	0	0	4,766
515	Prairie State	0	1,715	1,599	0	0	0	0	3,314
521	Rend Lake	0	1,314	758	0	198	0	0	2,270
537	Richland	1	1,307	852	41	0	0	0	2,201
511	Rock Valley	2	2,942	2,138	114	1,006	0	0	6,202
518	Sandburg	7	912	690	1	158	0	0	1,768
506	Sauk Valley	1	753	487	0	0	0	0	1,241
531	Shawnee	4	237	239	0	8	0	0	488
510	South Suburban	0	1,942	2,478	784	528	0	0	5,732
533	Southeastern	11	641	648	33	365	0	0	1,698
534	Spoon River	151	659	307	0	25	0	0	1,142
601	State Comm. College	0	364	298	2	141	0	0	805
504	Triton	1,376	3,044	3,166	0	1,603	0	0	9,189
516	Waubonsee	170	839	803	24	113	0	0	1,949
539	Wood	1	606	337	0	11	0	0	955
	TOTALS	12,133	83,797	60,194	4,882	16,777	0	0	177,783

SOURCE OF DATA: Fall Enrollment (E1 Records) - reflects enrollments as of the fall term census date (end of registration). Will not reflect enrollments in courses that have a starting date later than the census date - particularly those in adult education.

Illinois Community College Board
Table I-9 (Continued)
SUMMARY OF OPENING FALL 1994 STUDENT HEADCOUNT ENROLLMENT
BY INSTRUCTIONAL PROGRAM AREA AND STUDENT LEVEL

SOPHOMORE LEVEL

Dist. No.	District/College	General Associates	Bacc/ Transfer	Occupa- tional	General Studies	Voc Skills	Adult Basic Ed	Adult Sec Ed	Total
522	Belleville	0	1,847	1,714	0	11	0	0	3,572
503	Black Hawk	9	933	986	0	1	0	0	1,929
508	Chicago	(1,518)	(3,893)	(2,764)	(69)	(375)	(0)	(0)	(8,619)
	Daley	37	821	417	1	20	0	0	1,296
	Kennedy-King	23	369	395	3	23	0	0	813
	Malcolm X	37	433	417	0	19	0	0	906
	Olive-Harvey	112	457	375	7	98	0	0	1,049
	Truman	377	408	378	5	89	0	0	1,257
	Washington	101	1,080	581	47	64	0	0	1,873
	Wilbur Wright	831	325	201	6	62	0	0	1,425
507	Danville	0	233	225	0	8	0	0	466
502	DuPage	73	2,684	1,974	289	471	0	0	5,491
509	Elgin	23	672	543	0	40	0	0	1,278
512	Harper	0	1,742	1,068	0	0	0	0	2,810
540	Heartland	0	0	0	0		0	0	0
519	Highland	11	369	346	109	254	0	0	1,089
514	Illinois Central	203	1,195	1,448	24	22	0	0	2,892
529	Illinois Eastern	(58)	(918)	(792)	(24)	(207)	(0)	(0)	(1,999)
	Frontier	18	295	102	14	157	0	0	586
	Lincoln Trail	8	179	102	0	20	0	0	309
	Olney Central	13	240	366	0	3	0	0	622
	Wabash Valley	19	204	222	10	27	0	0	482
513	Illinois Valley	59	295	369	0	0	0	0	723
525	Joliet	81	3,888	2,569	76	38	0	0	6,652
520	Kankakee	37	208	578	1	5	0	0	829
501	Kaskaskia	38	273	431	7	3	0	0	752
523	Kishwaukee	0	270	221	2	0	0	0	493
532	Lake County	0	2,277	2,025	30	61	0	0	4,393
517	Lake Land	5	464	602	0	36	0	0	1,107
536	Lewis & Clark	90	478	576	20	2	0	0	1,166
526	Lincoln Land	0	1,509	639	21	13	0	0	2,182
530	Logan	0	606	517	0	5	0	0	1,128
528	McHenry	6	758	262	0	1	0	0	1,027
524	Moraine Valley	0	1,340	1,557	0	29	0	0	2,926
527	Morton	0	191	111	1	1	0	0	304
535	Oakton	0	2,096	969	0	0	0	0	3,065
505	Parkland	381	1,068	1,094	0	0	0	0	2,543
515	Prairie State	0	515	732	0	0	0	0	1,247
521	Rend Lake	0	381	352	0	12	0	0	745
537	Richland	0	547	510	7	0	0	0	1,064
511	Rock Valley	0	1,198	669	0	46	0	0	1,913
518	Sandburg	1	237	246	0	2	0	0	486
506	Sauk Valley	6	301	373	0	0	0	0	680
531	Shawnee	0	2	1	0	0	0	0	3
510	South Suburban	0	616	1,432	35	21	0	0	2,104
533	Southeastern	10	225	298	1	10	0	0	544
534	Spoon River	64	248	130	0	1	0	0	443
601	State Comm. College	0	0	0	0	22	0	0	22
504	Triton	277	1,268	1,733	0	0	0	0	3,278
516	Waubonsee	39	450	462	12	3	0	0	966
539	Wood	1	338	242	0	5	0	0	586
	TOTALS	2,990	36,533	31,560	728	1,705	0	0	73,516

SOURCE OF DATA: Fall Enrollment (E1 Records) - reflects enrollments as of the fall term census date (end of registration). Will not reflect enrollments in courses that have a starting date later than the census date - particularly those in adult education.

Illinois Community College Board
Table I-9 (Continued)
SUMMARY OF OPENING FALL 1994 STUDENT HEADCOUNT ENROLLMENT
BY INSTRUCTIONAL PROGRAM AREA AND STUDENT LEVEL

HIGH SCHOOL LEVEL

Dist. No.	District/College	General Associates	Bacc/ Transfer	Occupa- tional	General Studies	Voc Skills	Adult Basic Ed	Adult Sec Ed	Total
522	Belleville	0	0	0	0	0	0	0	0
503	Black Hawk	0	20	8	0	0	0	0	28
508	Chicago	(18)	(56)	(32)	(3)	(16)	(0)	(0)	(125)
	Daley	0	7	2	0	1	0	0	10
	Kennedy-King	0	13	4	0	1	0	0	18
	Malcolm X	1	15	9	0	1	0	0	26
	Olive-Harvey	1	0	5	0	5	0	0	11
	Truman	4	6	3	0	4	0	0	17
	Washington	2	15	9	3	4	0	0	33
	Wilbur Wright	10	0	0	0	0	0	0	10
507	Danville	0	0	0	0	0	0	0	0
502	DuPage	0	12	4	6	7	0	0	29
509	Elgin	7	109	52	0	18	0	0	186
512	Harper	0	2	0	0	0	0	0	2
540	Heartland	0	126	17	0	0	0	0	143
519	Highland	0	0	0	0	0	0	0	0
514	Illinois Central	14	35	12	1	0	0	0	62
529	Illinois Eastern	(0)	(0)	(0)	(0)	(0)	(0)	(0)	(0)
	Frontier	0	0	0	0	0	0	0	0
	Lincoln Trail	0	0	0	0	0	0	0	0
	Olney Central	0	0	0	0	0	0	0	0
	Wabash Valley	0	0	0	0	0	0	0	0
513	Illinois Valley	0	1	0	148	0	0	0	149
525	Joliet	0	0	0	0	0	0	0	0
520	Kankakee	1	35	50	0	0	0	0	86
501	Kaskaskia	1	0	3	3	0	0	0	7
523	Kishwaukee	0	5	2	0	0	0	0	7
532	Lake County	0	0	0	0	0	0	0	0
517	Lake Land	0	101	45	0	1	0	0	147
536	Lewis & Clark	0	0	0	0	0	0	0	0
526	Lincoln Land	0	125	19	7	1	0	0	152
530	Logan	0	0	0	0	0	0	0	0
528	McHenry	0	9	26	0	0	0	0	35
524	Moraine Valley	0	20	2	0	0	0	0	22
527	Morton	0	5	1	1	0	0	0	7
535	Oakton	0	43	1	0	0	0	0	44
505	Parkland	31	13	0	0	0	0	0	44
515	Prairie State	0	1	0	0	0	0	0	1
521	Rend Lake	0	0	0	0	0	0	0	0
537	Richland	1	48	15	0	0	0	0	64
511	Rock Valley	0	21	11	0	4	0	0	36
518	Sandburg	0	1	0	0	0	0	0	1
506	Sauk Valley	0	17	1	0	2	0	0	20
531	Shawnee	19	160	319	14	10	0	0	522
510	South Suburban	0	6	0	1	0	0	0	7
533	Southeastern	0	24	35	3	3	0	0	65
534	Spoon River	0	0	0	0	0	0	0	0
601	State Comm. College	0	0	0	0	0	0	0	0
504	Triton	0	3	0	0	0	0	0	3
516	Waubonsee	0	0	0	0	0	0	0	0
539	Wood	0	10	1	0	0	0	0	11
	TOTALS	92	1,008	656	187	62	0	0	2,005

SOURCE OF DATA: Fall Enrollment (E1 Records) - reflects enrollments as of the fall term census date (end of registration). Will not reflect enrollments in courses that have a starting date later than the census date - particularly those in adult education.

Illinois Community College Board
Table I-9 (Continued)
SUMMARY OF OPENING FALL 1994 STUDENT HEADCOUNT ENROLLMENT
BY INSTRUCTIONAL PROGRAM AREA AND STUDENT LEVEL

*UNCLASSIFIED LEVEL

Dist. No.	District/College	General Associates	Bacc/ Transfer	Occupa- tional	General Studies	Voc Skills	Adult Basic Ed	Adult Sec Ed	Total
522	Belleville	0	786	944	0	20	918	5	2,673
503	Black Hawk	8	1,268	956	42	222	167	69	2,732
508	Chicago	(1,391)	(3,343)	(1,326)	(430)	(2,283)	(9,727)	(19,485)	(37,985)
	Daley	4	752	199	13	178	752	2,819	4,717
	Kennedy-King	3	120	117	3	185	1,587	1,362	3,377
	Malcolm X	11	484	94	2	132	4,053	3,299	8,075
	Olive-Harvey	146	225	82	30	364	977	1,007	2,831
	Truman	317	296	79	82	210	1,207	7,909	10,100
	Washington	150	1,274	717	272	657	471	173	3,714
	Wilbur Wright	760	192	38	28	557	680	2,916	5,171
507	Danville	0	141	59	0	24	88	90	402
502	DuPage	10	977	1,310	1,007	2,196	1,871	459	7,830
509	Elgin	18	467	428	1	212	861	96	2,083
512	Harper	0	4,015	1,937	0	264	909	0	7,125
540	Heartland	0	199	60	0	1	0	3	263
519	Highland	19	44	53	56	102	12	8	294
514	Illinois Central	70	756	1,055	91	27	216	9	2,224
529	Illinois Eastern	(11)	(168)	(188)	(2)	(25)	(211)	(85)	(690)
	Frontier	0	24	7	0	15	106	50	202
	Lincoln Trail	1	13	5	0	3	76	11	109
	Olney Central	5	58	52	0	1	28	13	157
	Wabash Valley	5	73	124	2	6	1	11	222
513	Illinois Valley	10	82	137	1	0	17	80	1,532
525	Joliet	6	342	256	18	6	440	137	1,680
520	Kankakee	14	142	237	21	24	11	26	883
501	Kaskaskia	18	69	172	15	4	15	115	979
523	Kishwaukee	0	196	124	11	0	187	53	2,489
532	Lake County	0	368	996	15	4	477	58	2,502
517	Lake Land	0	179	90	0	129	145	41	1,295
536	Lewis & Clark	27	133	228	58	2	123	140	974
526	Lincoln Land	0	158	48	26	29	0	2	263
530	Logan	0	94	59	0	8	101	112	374
528	McHenry	9	509	265	0	2	205	0	990
524	Moraine Valley	0	517	545	0	105	408	330	1,905
527	Morton	1	211	139	26	25	857	91	1,350
535	Oakton	0	1,281	893	10	894	141	86	3,305
505	Parkland	671	104	246	0	0	53	36	1,110
515	Prairie State	0	137	242	0	1	206	157	743
521	Rend Lake	0	349	96	0	73	1	17	536
537	Richland	0	124	122	6	0	200	20	472
511	Rock Valley	0	304	292	5	77	53	23	754
518	Sandburg	1	49	43	0	65	33	95	286
506	Sauk Valley	1	254	180	5	234	5	26	705
531	Shawnee	33	609	268	73	27	66	93	1,169
510	South Suburban	0	234	272	89	28	366	165	1,154
533	Southeastern	1	111	98	20	53	11	47	341
534	Spoon River	15	80	56	0	13	68	43	275
601	State Comm. College	0	0	0	0	0	80	97	177
504	Triton	40	211	302	0	574	1,245	621	2,993
516	Waubonsee	58	876	1,487	331	18	949	163	3,882
539	Wood	0	148	119	0	3	69	52	391
	TOTALS	2,432	20,035	16,328	2,359	7,774	21,512	23,235	93,675

*Unclassified students are those who do not meet minimum requirements for entrance as regular college-level students, or already have an Associate Degree or higher and are taking courses at the same level or lower. Some colleges may be including course enrollees in this category as well.

SOURCE OF DATA: Fall Enrollment (E1 Records) - reflects enrollments as of the fall term census date (end of registration). Will not reflect enrollments in courses that have a starting date later than the census date - particularly those in adult education.

Illinois Community College Board
Table I-10
SUMMARY OF OPENING FALL TERM STUDENT HEADCOUNT ENROLLMENT
FALL 1985 THROUGH FALL 1994

Dist No	District/College	Fall 1985	Fall 1986	Fall 1987	Fall 1988	Fall 1989	Fall 1990	Fall 1991	Fall 1992	Fall 1993	Fall 1994
522	Belleville	11,808	11,382	11,542	12,511	12,769	14,180	14,984	15,440	14,624	14,314
503	Black Hawk	(5,831)	(6,102)	(6,033)	(6,071)	(5,998)	(6,579)	7,206 *	7,503	6,721	6,943
	East	776	749	779	754	744	768	---	---	---	---
	Quad	5,055	5,353	5,254	5,317	5,254	5,811	---	---	---	---
508	Chicago	(88,947)	(89,278)	(75,983)	(74,935)	(77,013)	(78,892)	(79,507)	(77,233)	(73,904)	(71,598)
	City-Wide	13,692	16,008	8,342	12,998	11,331	9,604	6,961	5,411	---	---
	Daley	8,246	9,217	8,448	7,409	7,590	8,338	8,581	8,439	8,072	8,992
	Kennedy-King	11,804	10,862	9,390	8,651	8,601	9,508	10,134	9,166	8,571	6,042
	Malcolm-X	11,854	11,329	10,797	9,855	9,537	9,602	10,277	13,409	11,805	11,077
	Olive-Harvey	9,775	8,513	7,979	8,081	8,314	8,763	8,188	8,180	6,655	6,102
	Truman	15,407	15,497	14,258	12,977	15,137	16,467	16,557	14,551	15,566	15,675
	Washington	8,360	8,832	8,217	7,920	8,157	8,313	8,496	7,839	11,235	12,028
	Wilbur-Wright	9,809	9,020	8,552	7,044	8,346	8,297	10,313	10,238	12,000	11,682
507	Danville	3,013	2,945	2,816	2,932	3,260	3,534	3,720	3,340	3,182	2,857
502	DuPage	22,577	23,155	24,474	26,494	28,037	29,187	30,897	31,625	31,132	30,237
509	Elgin	5,672	5,517	5,582	5,780	6,448	7,066	7,424	9,035	9,126	9,175
512	Harper	16,511	15,954	16,034	16,121	16,685	16,509	17,562	17,610	16,212	15,560
540	Heartland	---	---	---	---	---	---	---	1,959	2,349	2,779
519	Highland	2,955	2,883	2,703	2,878	2,983	3,258	3,021	3,181	2,614	2,678
514	Illinois Central	12,327	12,171	12,526	12,025	12,465	12,724	13,899 **	13,056	12,297	11,696
529	Illinois Eastern	(10,784)	(9,269)	(7,871)	(6,571)	(8,587)	(8,556)	(7,891)	(7,104)	(6,780)	(6,818)
	Frontier	3,660	3,529	2,884	2,448	2,535	2,387	2,183	1,907	1,890	2,093
	Lincoln Trail	1,380	1,351	1,009	940	950	954	1,040	1,085	1,152	1,114
	Olney Central	2,356	2,051	1,927	1,500	1,744	1,606	1,733	1,550	1,481	1,536
	Wabash Valley	3,388	2,338	2,051	1,683	3,358	3,609	2,935	2,562	2,257	2,075
513	Illinois Valley	3,910	3,971	4,191	3,850	4,131	4,207	4,397	4,274	4,174	3,971
525	Joliet	9,924	9,303	9,440	9,454	9,567	9,645	10,043	10,427	10,336	10,369
520	Kankakee	3,346	3,431	3,774	3,473	3,456	3,789	4,043	4,025	3,888	3,853
501	Kaskaskia	2,841	3,142	2,874	2,806	3,269	3,269	3,581	3,322	3,379	3,247
523	Kishwaukee	3,307	2,937	2,867	3,113	2,960	3,035	3,340	3,270	3,243	3,244
532	Lake County	10,486	11,309	11,709	11,587	12,757	13,526	14,013	14,389	14,162	13,755
517	Lake Land	3,383	3,708	4,048	3,952	4,317	4,437	4,835	4,543	4,763	4,831
536	Lewis & Clark	5,005	4,914	5,268	5,012	5,450	5,886	5,763	5,853	5,441	5,534
526	Lincoln Land	7,209	7,538	7,645	7,848	7,802	7,717	8,363	8,708	7,943	8,220
530	Logan	3,842	3,870	4,688	5,183	5,307	5,216	5,730	5,542	5,440	5,469
528	Mc Henry	3,343	3,341	3,184	3,487	3,684	3,768	4,368	4,671	4,797	4,841
524	Moraine Valley	13,719	12,776	12,422	12,914	13,590	13,601	13,938	14,074	13,826	13,273
527	Morton	3,317	3,287	3,361	3,625	3,934	4,195	4,529	4,349	4,214	3,977
535	Oakton	10,547	10,804	11,553	11,596	12,290	12,395	13,473	13,349	12,796	11,634
505	Parkland	7,571	7,639	7,659	7,911	8,483	8,570	9,758 **	9,343	8,869	8,463
515	Prairie State	4,732	4,382	4,477	4,837	4,758	5,127	5,657	5,785	5,368	5,305
521	Rend Lake	2,372	3,215	2,878	3,148	3,293	3,766	3,229	2,966	3,092	3,551
537	Richland	2,829	3,249	3,323	3,743	3,889	3,801	3,850	4,110	3,950	3,801
511	Rock Valley	8,532	7,999	7,597	7,703	7,957	8,730	9,066	8,618	9,113	8,905
518	Carl Sandburg	2,640	2,439	2,607	2,826	2,598	2,639	2,663	2,569	2,591	2,541
506	Sauk Valley	2,767	2,614	3,058	2,769	2,724	3,109	3,136	2,912	2,790	2,646
531	Shawnee	2,174	2,200	1,700	1,433	1,376	1,575	1,818	1,943	2,021	2,182
510	South Suburban	8,843	6,474	7,260	8,263	8,685	8,581	10,605	9,369	9,107	8,997
533	Southeastern	2,274	2,383	2,536	2,756	2,896	3,032	3,292	2,802	2,925	2,648
534	Spoon River	1,662	1,809	1,683	1,723	1,746	1,970	2,061	2,189	2,077	1,860
601	State Comm. Coll.	1,449	1,324	1,173	1,184	1,041	1,236	1,119	1,268	1,255	982
504	Triton	18,968	17,871	18,022	17,691	16,625	16,759	16,767	16,804	15,308	15,485
516	Waubonsee	5,112	4,795	4,652	5,376	5,898	6,089	6,415	6,750	6,768	6,797
539	John Wood	3,253	3,504	2,950	2,695	3,005	2,743	2,512	2,293	2,140	1,943
	TOTALS	339,782	334,884	324,163	328,276	341,733	352,898	368,475	367,603	354,717	346,979

*Effective in fiscal year 1992, Black Hawk College was restructured as a single college district with two campuses.
**Includes enrollments from Heartland Community College.

NOTE: Fall 1989 increases at Illinois Eastern are attributable in part to a change in the start-up date of the coal mining technology program at Wabash Valley.

SOURCE OF DATA: Fall Enrollment (E1 Records) - reflects enrollment as of the fall term census date (end of registration). Will not reflect enrollments in courses that have a starting date later than the census date - particularly those in adult education.

Illinois Community College Board
Table I-11
SUMMARY OF OPENING FALL TERM STUDENT FTE ENROLLMENT
FALL 1985 THROUGH FALL 1994

Dist No	District/College	1985 FTE	1986 FTE	1987 FTE	1988 FTE	1989 FTE	1990 FTE	1991 FTE	1992 FTE	1993 FTE	1994 FTE
522	Belleville	5,484	5,246	5,284	5,780	5,992	6,548	6,997	7,375	7,130	6,947
503	Black Hawk	(3,501)	(3,707)	(3,464)	(3,566)	(3,525)	(3,812)	4,067 *	4,320	4,134	4,209
	East	617	578	571	560	543	554	---	---	---	---
	Quad	2,884	3,129	2,893	3,006	2,982	3,258	---	---	---	---
508	Chicago	(47,089)	(47,649)	(42,068)	(41,926)	(43,520)	(45,366)	(46,469)	(44,535)	(41,819)	(39,058)
	City-Wide	5,900	6,131	2,971	4,894	4,929	3,993	2,727	2,036	---	---
	Daley	3,244	4,462	3,540	3,573	3,752	4,191	4,553	4,332	4,086	4,383
	Kennedy-King	8,239	6,966	6,226	6,008	5,628	6,506	7,024	6,342	5,413	3,785
	Malcolm-X	7,613	8,386	8,948	7,661	7,133	7,328	8,033	8,796	7,962	6,441
	Olive-Harvey	5,939	5,549	5,273	5,402	5,496	5,825	5,225	5,280	4,381	4,076
	Truman	8,170	8,198	7,585	7,209	8,615	9,433	9,551	8,460	9,288	9,053
	Washington	4,136	4,182	3,874	3,721	3,763	3,820	4,067	3,919	5,243	5,451
	Wilbur-Wright	3,848	3,775	3,651	3,458	4,204	4,270	5,289	5,370	5,446	5,869
507	Danville	1,912	1,811	1,734	1,832	1,966	2,044	2,164	2,096	2,022	1,836
502	DuPage	11,471	11,774	12,475	13,584	14,499	15,035	15,758	16,251	16,091	15,829
509	Elgin	2,589	2,557	2,571	2,730	3,042	3,321	3,438	4,246	4,320	4,349
512	Harper	7,273	7,159	7,250	7,576	7,768	7,634	8,034	8,213	7,997	7,780
540	Heartland	---	---	---	---	---	---	---	1,149	1,181	1,403
519	Highland	1,292	1,377	1,402	1,454	1,538	1,568	1,580	1,665	1,508	1,433
514	Illinois Central	5,989	5,945	6,037	5,923	6,135	6,379	6,775 **	6,669	6,487	6,208
529	Illinois Eastern	(4,655)	(4,396)	(3,307)	(2,991)	(3,445)	(3,689)	(3,854)	(3,643)	(3,419)	(3,473)
	Frontier	1,245	1,058	666	599	615	675	694	619	555	577
	Lincoln Trail	845	872	596	548	639	664	736	796	766	751
	Olney Central	1,097	1,252	1,027	949	1,122	1,127	1,229	1,174	1,172	1,164
	Wabash Valley	1,468	1,214	1,018	895	1,069	1,223	1,195	1,054	926	981
513	Illinois Valley	2,234	2,303	2,356	2,298	2,422	2,420	2,499	2,514	2,439	2,268
525	Joliet	4,897	4,572	4,743	4,884	4,969	5,079	5,153	5,442	5,379	5,468
520	Kankakee	1,689	1,686	1,802	1,716	1,784	1,871	2,007	2,025	1,957	1,971
501	Kaskaskia	1,636	1,795	1,755	1,752	1,981	2,097	2,288	2,216	2,237	2,143
523	Kishwaukee	1,548	1,596	1,593	1,628	1,635	1,705	1,902	1,857	1,851	1,839
532	Lake County	4,400	4,694	4,762	4,897	5,407	5,649	5,781	5,924	5,847	5,796
517	Lake Land	2,195	2,225	2,378	2,451	2,666	2,740	3,055	2,979	3,030	2,930
536	Lewis & Clark	2,597	2,589	2,531	2,498	2,727	2,907	2,995	3,033	2,782	2,792
526	Lincoln Land	3,259	3,427	3,597	3,633	3,615	3,661	3,926	4,099	3,939	3,991
530	Logan	1,977	2,166	2,597	3,016	3,121	3,096	3,537	3,642	3,585	3,596
528	Mc Henry	1,327	1,329	1,318	1,426	1,586	1,623	1,916	2,091	2,145	2,234
524	Moraine Valley	6,762	6,480	6,243	6,775	6,979	7,244	7,544	7,576	7,371	7,186
527	Morton	1,513	1,445	1,449	1,503	1,691	1,842	1,994	1,802	1,810	1,709
535	Oakton	4,138	4,146	4,223	4,470	5,017	5,269	5,524	5,585	5,544	5,293
505	Parkland	4,050	4,088	4,041	4,328	4,738	4,837	5,568 **	5,473	5,287	5,105
515	Prairie State	2,217	2,080	2,181	2,320	2,325	2,442	2,698	2,765	2,601	2,559
521	Rend Lake	1,324	1,540	1,663	1,762	1,903	1,908	1,965	1,864	1,961	2,013
537	Richland	1,328	1,524	1,540	1,762	1,869	1,889	2,007	2,138	2,059	1,881
511	Rock Valley	3,494	3,548	3,487	3,565	3,736	4,051	4,171	4,291	4,320	4,157
518	Carl Sandburg	1,483	1,384	1,431	1,494	1,435	1,433	1,527	1,547	1,530	1,460
506	Sauk Valley	1,345	1,345	1,500	1,523	1,540	1,726	1,794	1,702	1,611	1,496
531	Shawnee	908	993	848	858	899	1,051	1,275	1,262	1,375	1,346
510	South Suburban	3,768	2,824	3,112	3,447	3,606	3,784	4,409	4,234	4,270	4,217
533	Southeastern	1,347	1,350	1,400	1,623	1,763	1,843	1,852	1,785	1,842	1,751
534	Spoon River	969	1,052	991	973	990	1,108	1,232	1,328	1,268	1,143
601	State Comm. Coll.	981	887	769	759	642	809	712	858	821	664
504	Triton	8,393	7,957	8,002	8,219	8,185	8,222	8,231	8,292	7,421	7,324
516	Waubonsee	2,135	1,998	1,927	2,194	2,466	2,558	2,686	2,860	2,957	2,948
539	John Wood	1,505	1,576	1,307	1,155	1,310	1,264	1,194	1,194	1,161	1,029
	TOTALS	166,674	166,220	161,138	166,291	174,437	181,524	190,578	192,540	186,508	180,834

*Effective in fiscal year 1992, Black Hawk College was restructured as a single college district with two campuses.
**Includes enrollments from Heartland Community College.

NOTE: Fall 1989 increases at Illinois Eastern are attributable in part to a change in the start-up date of the coal mining technology program at Wabash Valley.

SOURCE OF DATA: Fall Enrollment (E1 Records) - reflects enrollment as of the fall term census date (end of registration). Will not reflect enrollments in courses that have a starting date later than the census date - particularly those in adult education.

Section II

FACULTY AND STAFF DATA

The tables in this section present data regarding faculty and staff employed by the public community colleges of Illinois. The salary and staff data were collected in fall 1994 and reflect averages for fiscal year 1995. Employee groups exclude those persons who are employed predominantly to provide services at a correctional facility.

Descriptions of the employee groups used in this section are provided below. These categories correspond with *Fiscal Management Manual* salaries expenditures codes.

- Faculty are individuals who spend more than one-half of their workload in the activity of teaching and providing instruction to students.
- Administrative Staff are line officers of the college who manage, conduct, and administer programs, staff, and operations of the board of trustees.
- Classified Staff include clerical and custodial/maintenance staff. Clerical personnel engage in the process of keeping records and processing information upon the request and direction of college professional staff. Custodial/maintenance staff engage in housekeeping and the maintenance or repair of college facilities and equipment.
- Other (nonteaching) Professional Staff include professional/technical, academic support, and supervisory staff. Professional/technical staff have specialized skills but do not directly support the process of teaching. Academic support staff exercise professional judgement and discretion and directly support the teaching and learning process. Supervisory staff have the duty, responsibility, or authority to recommend the employment, transfer, suspension, dismissal, promotion, assignment, reward, or discipline of other staff individuals both full-and part-time.

Figure 2 shows the headcount distribution of community college employees statewide by employee group: faculty (57.2 percent), other nonteaching professionals (9.3 percent), classified (29.1 percent), and administrators (4.4 percent).

Table II-1 lists the number of instructional teaching faculty by sex and employment status employed during fall 1994. Of the 17,613 teaching faculty employed in fall 1994, 4,547 were full-time faculty.

Table II-2 shows the total number of administrative staff by sex and employment status.

Table II-3 lists the number of full-time and part-time nonteaching professional staff by sex and employment status employed in each community college. Table II-4 provides the same information for classified or civil service type staff.

The average contractual base salaries paid to full-time teaching faculty, full-time administrative staff, and full-time nonteaching professionals are shown in Table II-5.

Figure 2. Fall 1994 State Headcount Distribution of Employees by Employee Group

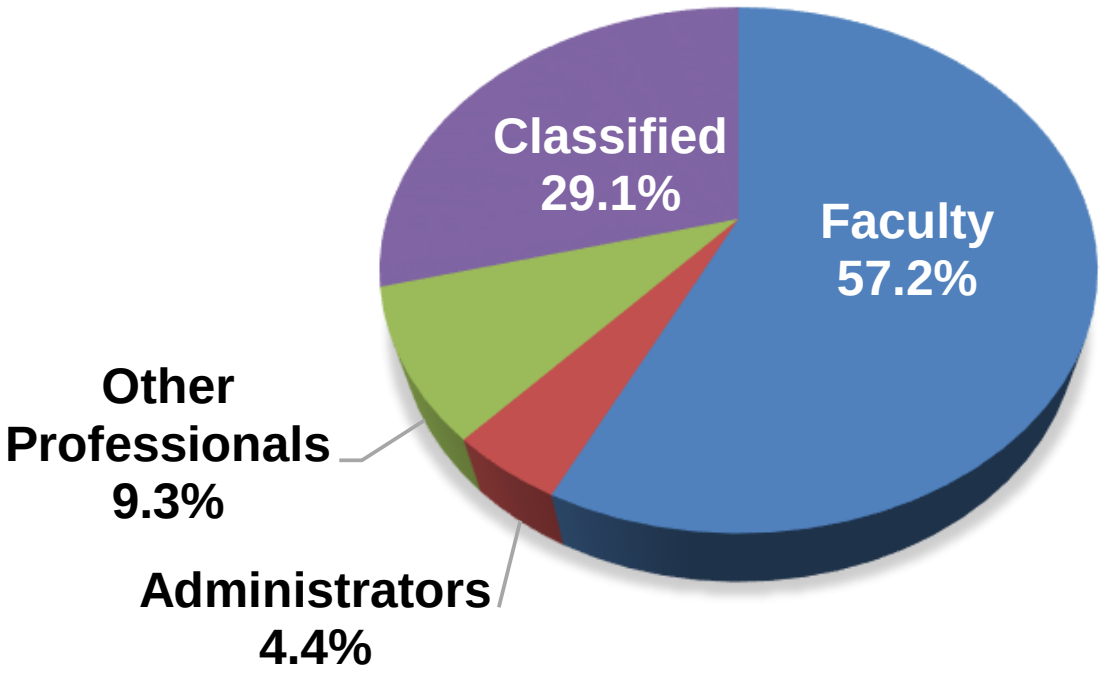

Illinois Community College Board
Table II-1
SUMMARY OF INSTRUCTIONAL TEACHING FACULTY (9 AND 12 MOS.) EMPLOYED IN
ILLINOIS PUBLIC COMMUNITY COLLEGES BY SEX AND EMPLOYMENT STATUS DURING FALL 1994

Dist. No.	District/College	Full-Time Male	Full-Time Female	Total Full-Time FTE	Part-Time Male	Part-Time Female	Total Part-Time FTE	Grand Total Headcount	Grand Total FTE
522	Belleville	72	44	116	512	402	250	1,030	366
503	Black Hawk	74	70	144	114	182	88	440	232
508	Chicago	(481)	(362)	(843)	(1,263)	(1,458)	(1,052)	(3,564)	(1,895)
	Daley	71	36	107	132	127	94	366	201
	Kennedy-King	52	44	96	101	136	92	333	188
	Malcolm X	40	46	86	268	250	210	604	296
	Olive-Harvey	58	36	94	118	153	112	365	206
	Truman	79	64	143	189	304	200	636	343
	Washington	109	94	203	196	210	160	609	363
	Wright	72	42	114	259	278	184	651	298
507	Danville	28	27	55	27	66	29	148	84
502	DuPage	149	134	283	441	437	420	1,161	703
509	Elgin	57	49	106	150	166	119	422	225
512	Harper	95	97	192	334	362	278	888	470
540	Heartland	13	17	30	62	78	44	170	74
519	Highland	33	15	48	41	79	45	168	93
514	Illinois Central	111	61	172	240	227	136	639	308
529	Illinois Eastern	70	40	110	111	164	89	385	199
513	Illinois Valley	42	24	66	68	35	31	169	97
525	Joliet	93	53	146	208	151	29	505	175
520	Kankakee	26	25	51	42	51	29	144	80
501	Kaskaskia	32	18	50	61	69	46	180	96
523	Kishwaukee	33	32	65	69	107	51	241	116
532	Lake County	100	59	159	213	214	142	586	301
517	Lake Land	60	38	98	77	98	53	273	151
536	Lewis & Clark	42	31	73	119	161	70	353	143
526	Lincoln Land	68	47	115	157	132	71	404	186
530	Logan	48	37	85	63	76	61	224	146
528	McHenry	34	29	63	78	82	47	223	110
524	Moraine Valley	87	71	158	232	37	150	427	308
527	Morton	20	30	50	74	80	42	204	92
535	Oakton	60	71	131	254	198	161	583	292
505	Parkland	71	71	142	151	169	132	462	274
515	Prairie State	34	42	76	111	97	84	284	160
521	Rend Lake	31	30	61	47	74	33	182	94
537	Richland	32	17	49	89	99	87	237	136
511	Rock Valley	87	45	132	89	40	39	261	171
518	Sandburg	27	29	56	60	68	41	184	97
506	Sauk Valley	32	18	50	36	35	22	121	72
531	Shawnee	20	24	44	57	81	50	182	94
510	South Suburban	59	64	123	166	146	63	435	186
533	Southeastern	30	25	55	72	80	34	207	89
534	Spoon River	21	13	34	51	61	35	146	69
601	State Comm. College	12	19	31	20	8	20	59	51
504	Triton	105	66	171	263	190	152	624	323
516	Waubonsee	35	35	70	186	316	134	572	204
539	Wood	18	26	44	40	42	18	126	62
	TOTALS	2,542	2,005	4,547	6,448	6,618	4,476	17,613	9,023

DNS - Data Not Submitted
SOURCE OF DATA: Fiscal Year 1995 Salary Submission (C1 & C2)

Illinois Community College Board
Table II-2
SUMMARY OF ADMINISTRATIVE STAFF EMPLOYED IN
ILLINOIS PUBLIC COMMUNITY COLLEGES BY SEX AND EMPLOYMENT STATUS DURING FALL 1994

Dist. No.	District/College	Full-Time Male	Full-Time Female	Total Full-Time FTE	Part-Time Male	Part-Time Female	Total Part-Time FTE	Grand Total Headcount	Grand Total FTE
522	Belleville	24	8	32	33	29	33	94	65
503	Black Hawk	16	7	23	0	0	0	23	23
508	Chicago*	(102)	(93)	(195)	(0)	(0)	(0)	(195)	(195)
	Daley	9	7	16	0	0	0	16	16
	Kennedy-King	9	9	18	0	0	0	18	18
	Malcolm X	12	12	24	0	0	0	24	24
	Olive-Harvey	9	10	19	0	0	0	19	19
	Truman	10	14	24	0	0	0	24	24
	Washington	12	17	29	0	0	0	29	29
	Wright	12	6	18	0	0	0	18	18
507	Danville	17	16	33	0	0	0	33	33
502	DuPage	32	16	48	0	0	0	48	48
509	Elgin	19	11	30	0	0	0	30	30
512	Harper	21	10	31	0	0	0	31	31
540	Heartland	8	4	12	0	0	0	12	12
519	Highland	13	4	17	0	0	0	17	17
514	Illinois Central	26	10	36	0	0	0	36	36
529	Illinois Eastern	12	16	28	0	0	0	28	28
513	Illinois Valley	16	4	20	0	0	0	20	20
525	Joliet	30	28	58	3	4	3	65	61
520	Kankakee	24	21	45	0	0	0	45	45
501	Kaskaskia	14	16	30	2	12	4	44	34
523	Kishwaukee	9	8	17	0	0	0	17	17
532	Lake County	30	24	54	0	0	0	54	54
517	Lake Land	10	8	18	0	0	0	18	18
536	Lewis & Clark	18	6	24	0	0	0	24	24
526	Lincoln Land	22	14	36	0	3	2	39	38
530	Logan	20	5	25	0	0	0	25	25
528	McHenry	20	10	30	0	1	1	31	31
524	Moraine Valley	12	10	22	0	0	0	22	22
527	Morton	11	3	14	0	0	0	14	14
535	Oakton	17	12	29	0	0	0	29	29
505	Parkland	22	11	33	0	0	0	33	33
515	Prairie State	15	15	30	1	0	1	31	31
521	Rend Lake	18	6	24	0	0	0	24	24
537	Richland	10	6	16	1	0	0	17	16
511	Rock Valley	33	17	50	0	0	0	50	50
518	Sandburg	10	8	18	0	0	0	18	18
506	Sauk Valley	13	3	16	1	1	1	18	17
531	Shawnee	11	3	14	0	0	0	14	14
510	South Suburban	23	10	33	0	0	0	33	33
533	Southeastern	11	3	14	0	6	1	20	15
534	Spoon River	5	9	14	0	0	0	14	14
601	State Comm. College	6	7	13	0	0	0	13	13
504	Triton	9	15	24	0	0	0	24	24
516	Waubonsee	14	10	24	0	0	0	24	24
539	Wood	9	4	13	0	0	0	13	13
	TOTALS	752	491	1,243	41	56	46	1,340	1,289

*District Totals include central administration staff.
DNS - Data Not Submitted
SOURCE OF DATA: Fiscal Year 1995 Salary Submission (C1 & C2)

Illinois Community College Board
Table II-3
SUMMARY OF OTHER NONTEACHING PROFESSIONAL* STAFF (9 AND 12 MOS.) EMPLOYED IN
ILLINOIS PUBLIC COMMUNITY COLLEGES BY SEX AND EMPLOYMENT STATUS DURING FALL 1994

Dist. No.	District/College	Full-Time Male	Full-Time Female	Total Full-Time FTE	Part-Time Male	Part-Time Female	Total Part-Time FTE	Grand Total Headcount	Grand Total FTE
522	Belleville	18	45	63	7	9	5	79	68
503	Black Hawk	24	57	81	2	7	5	90	86
508	Chicago**	(134)	(208)	(342)	(44)	(54)	(27)	(440)	(369)
	Daley	10	19	29	4	9	2	42	31
	Kennedy-King	14	22	36	5	8	4	49	40
	Malcolm X	15	21	36	14	11	8	61	44
	Olive-Harvey	13	29	42	4	6	3	52	45
	Truman	20	28	48	7	9	4	64	52
	Washington	24	49	73	1	4	2	78	75
	Wright	10	9	19	8	7	4	34	23
507	Danville	12	23	35	0	0	0	35	35
502	DuPage	74	103	177	0	0	0	177	177
509	Elgin	30	31	61	1	8	5	70	66
512	Harper	51	69	120	9	4	5	133	125
540	Heartland	4	10	14	5	5	4	24	18
519	Highland	5	15	20	0	6	4	26	24
514	Illinois Central	37	62	99	13	15	8	127	107
529	Illinois Eastern	17	29	46	0	0	0	46	46
513	Illinois Valley	14	10	24	0	0	0	24	24
525	Joliet	19	13	32	32	49	17	113	49
520	Kankakee	9	32	41	0	0	0	41	41
501	Kaskaskia	3	2	5	4	5	5	14	10
523	Kishwaukee	10	34	44	0	0	0	44	44
532	Lake County	30	53	83	0	0	0	83	83
517	Lake Land	22	32	54	0	0	0	54	54
536	Lewis & Clark	23	46	69	0	0	0	69	69
526	Lincoln Land	13	36	49	0	0	0	49	49
530	Logan	18	42	60	1	1	1	62	61
528	McHenry	15	29	44	2	6	6	52	50
524	Moraine Valley	37	87	124	0	0	0	124	124
527	Morton	17	16	33	0	0	0	33	33
535	Oakton	30	68	98	1	8	3	107	101
505	Parkland	36	48	84	16	28	15	128	99
515	Prairie State	9	31	40	0	0	0	40	40
521	Rend Lake	10	24	34	3	4	3	41	37
537	Richland	9	19	28	3	7	5	38	33
511	Rock Valley	13	14	27	0	7	3	34	30
518	Sandburg	14	31	45	0	0	0	45	45
506	Sauk Valley	4	14	18	0	3	2	21	20
531	Shawnee	8	17	25	0	0	0	25	25
510	South Suburban	21	28	49	0	0	0	49	49
533	Southeastern	9	11	20	9	3	3	32	23
534	Spoon River	4	13	17	5	28	14	50	31
601	State Comm. Colle	6	12	18	0	0	0	18	18
504	Triton	51	48	99	0	0	0	99	99
516	Waubonsee	18	31	49	4	8	6	61	55
539	Wood	17	24	41	0	8	4	49	45
	TOTALS	895	1,517	2,412	161	273	149	2,846	2,561

*Other nonteaching professional staff include professional/technical, academic support, and supervisory staff.
**District totals include central administration staff.
DNS - Data Not Submitted
SOURCE OF DATA: Fiscal Year 1995 Salary Submission (C1 & C2)

Illinois Community College Board
Table II-4
SUMMARY OF CIVIL SERVICE OR CLASSIFIED STAFF EMPLOYED IN
ILLINOIS PUBLIC COMMUNITY COLLEGES BY SEX AND EMPLOYMENT STATUS DURING FALL 1994

Dist. No.	District/College	Full-Time Male	Full-Time Female	Total Full-Time FTE	Part-Time Male	Part-Time Female	Total Part-Time FTE	Grand Total Headcount	Grand Total FTE
522	Belleville	41	98	139	86	143	141	368	280
503	Black Hawk	37	86	123	65	150	73	338	196
508	Chicago*	(104)	(499)	(603)	(715)	(768)	(311)	(2,086)	(914)
	Daley	6	53	59	63	54	28	176	87
	Kennedy-King	11	59	70	124	139	60	333	130
	Malcolm X	13	56	69	99	104	48	272	117
	Olive-Harvey	10	67	77	88	86	40	251	117
	Truman	15	65	80	118	91	48	289	128
	Washington	19	81	100	118	160	36	378	136
	Wright	15	65	80	105	93	51	278	131
507	Danville	18	54	72	0	7	0	79	72
502	DuPage	75	114	189	78	229	138	496	327
509	Elgin	23	82	105	85	133	109	323	214
512	Harper	81	150	231	21	85	65	337	296
540	Heartland	0	17	17	0	2	0	19	17
519	Highland	18	32	50	1	12	7	63	57
514	Illinois Central	46	103	149	102	245	89	496	238
529	Illinois Eastern	23	82	105	20	55	32	180	137
513	Illinois Valley	19	48	67	4	13	10	84	77
525	Joliet	36	107	143	15	86	46	244	189
520	Kankakee	15	54	69	10	29	7	108	76
501	Kaskaskia	9	25	34	20	47	53	101	87
523	Kishwaukee	15	35	50	4	8	6	62	56
532	Lake County	56	110	166	4	38	21	208	187
517	Lake Land	13	46	59	14	136	83	209	142
536	Lewis & Clark	13	43	56	19	24	17	99	73
526	Lincoln Land	29	73	102	1	26	16	129	118
530	Logan	19	55	74	7	11	9	92	83
528	McHenry	16	34	50	12	72	42	134	92
524	Moraine Valley	29	77	106	11	57	68	174	174
527	Morton	16	25	41	30	46	31	117	72
535	Oakton	52	83	135	38	70	59	243	194
505	Parkland	29	72	101	2	17	9	120	110
515	Prairie State	7	42	49	0	8	4	57	53
521	Rend Lake	14	33	47	0	1	0	48	47
537	Richland	6	51	57	6	29	18	92	75
511	Rock Valley	40	94	134	17	23	20	174	154
518	Sandburg	13	37	50	2	3	3	55	53
506	Sauk Valley	13	29	42	3	16	10	61	52
531	Shawnee	8	26	34	3	7	5	44	39
510	South Suburban	24	77	101	2	4	5	107	106
533	Southeastern	6	31	37	54	128	11	219	48
534	Spoon River	9	22	31	7	20	19	58	50
601	State Comm. College	5	27	32	0	0	0	32	32
504	Triton	86	152	238	145	236	190	619	428
516	Waubonsee	7	49	56	143	230	170	429	226
539	Wood	5	30	35	4	17	12	56	47
	TOTALS	1,075	2,904	3,979	1,809	3,231	1,931	9,019	5,910

*District totals include central administration staff.
DNS - Data Not Submitted
SOURCE OF DATA: Fiscal Year 1995 Salary Submission (C1 & C2)

Illinois Community College Board
Table II-5
FISCAL YEAR 1995 AVERAGE CONTRACTUAL BASE SALARIES FOR FULL-TIME TEACHING FACULTY (9 MOS.), ADMINISTRATIVE STAFF (12 MOS.) AND NON-TEACHING PROFESSIONAL STAFF (12 MOS.) IN ILLINOIS PUBLIC COMMUNITY COLLEGES

Dist. No.	District	Average Salary 9-Month Faculty	12-Month Administrative	12-Month Other Professional*
522	Belleville	$ 47,343	$ 56,399	$ 32,701
503	Black Hawk	42,631	60,245	33,004
508	Chicago	53,037	57,574	33,448
507	Danville	34,098	42,089	24,217
502	DuPage	50,886	72,172	35,765
509	Elgin	54,761	61,070	38,193
512	Harper	57,091	71,655	38,272
540	Heartland	37,760	57,562	29,420
519	Highland	42,128	47,859	23,582
514	Illinois Central	41,871	61,363	31,501
529	Illinois Eastern	32,495	44,254	30,150
513	Illinois Valley	40,539	50,272	29,221
525	Joliet	48,729	45,730	26,998
520	Kankakee	40,774	43,266	24,602
501	Kaskaskia	40,050	38,413	--
523	Kishwaukee	35,711	54,208	26,024
532	Lake County	62,048	60,347	28,838
517	Lake Land	36,837	51,827	24,817
536	Lewis & Clark	43,414	49,757	25,987
526	Lincoln Land	45,859	50,367	26,268
530	Logan	41,247	55,035	29,111
528	McHenry	42,695	56,517	29,170
524	Moraine Valley	46,808	60,973	30,076
527	Morton	50,340	65,466	26,965
535	Oakton	57,168	75,079	35,748
505	Parkland	44,825	59,665	30,065
515	Prairie State	43,540	44,529	22,288
521	Rend Lake	38,229	47,596	27,893
537	Richland	39,333	57,422	32,108
511	Rock Valley	44,749	48,375	40,356
518	Sandburg	36,136	44,893	23,805
506	Sauk Valley	37,349	50,740	33,058
531	Shawnee	34,403	43,943	29,013
510	South Suburban	47,167	60,528	27,316
533	Southeastern	37,883	47,655	32,431
534	Spoon River	37,504	45,819	27,962
601	State Comm. Coll.	34,271	43,287	31,450
504	Triton	54,521	62,491	39,081
516	Waubonsee	43,686	57,265	30,018
539	Wood	--	49,573	27,796
	AVERAGES	$ 47,418	$ 54,761	$ 31,246

*Nonteaching professional staff includes professional/technical, academic support, and supervisory staff who are not administrators.

-- = Not Applicable
SOURCE OF DATA: Fiscal Year 1995 Salary Submission (C1)

Section III

ANNUAL ENROLLMENT AND COMPLETION DATA

Section III includes data on annual enrollment and completions in fiscal year 1994 among Illinois public community colleges.

Table III-1 shows the annual unduplicated headcount enrollment by sex in Illinois public community colleges for fiscal year 1994.

Table III-2 shows the annual unduplicated headcount enrollment by program classification in Illinois public community colleges for fiscal year 1994.

Table III-3 contains more detailed data on fiscal year 1994 annual unduplicated enrollment through the use of the national program classification structure/classification of instructional program *(PCS/ClP)* coding system.

Table III-4 shows the fiscal year 1994 annual unduplicated enrollment by age category.

Table III-5 summarizes the fiscal year 1994 annual unduplicated enrollment by ethnic origin.

Table III-6 summarizes the highest degree previously earned for fiscal year 1994 Illinois public community college students.

Table III-7 lists the number of associate degrees awarded in transfer and general studies curricula and the number of general studies certificates awarded by each community college in fiscal year 1994.

Table III-8 shows the number of associate degrees and certificates awarded in occupational curricula and the number of vocational skills certificates awarded by each community college in fiscal year 1994.

Table III-9 contains the number of adult basic and adult secondary education certificates awarded in fiscal year 1994.

Table III-10 contains more detailed data on fiscal year 1994 annual completers through the use of the national program classification structure/classification of instructional program (PCS/CIP) coding system.

Illinois Community College Board
Table III-1
SUMMARY OF ANNUAL UNDUPLICATED HEADCOUNT ENROLLMENT BY SEX
FOR FISCAL YEAR 1994

Dist No.	District/College	Male	Female	Total
522	Belleville	10,675	13,512	24,187
503	Black Hawk	5,923	8,238	14,161
508	Chicago	(79,754)	(90,313)	(170,067)
	Daley	6,541	8,258	14,799
	Kennedy-King	7,293	11,157	18,450
	Malcolm X	19,498	13,854	33,352
	Olive-Harvey	6,116	9,224	15,340
	Truman	17,388	17,941	35,329
	Washington	12,976	16,577	29,553
	Wilbur Wright	9,942	13,302	23,244
507	Danville	1,703	3,055	4,758
502	DuPage	23,603	31,337	54,940
509	Elgin	7,626	9,211	16,837
512	Harper	12,050	16,093	28,143
540	Heartland	1556	2498	4,054
519	Highland	2,533	4,882	7,415
514	Illinois Central	8,646	11,013	19,659
529	Illinois Eastern	(17,361)	(7,772)	(25,133)
	Frontier	2,328	3,564	5,892
	Lincoln Trail	1,047	922	1,969
	Olney Central	718	1,310	2,028
	Wabash	13,268	1,976	15,244
513	Illinois Valley	2,738	3,800	6,538
525	Joliet	6,952	9,062	16,014
520	Kankakee	3,894	5,627	9,521
501	Kaskaskia	2,421	3,307	5,728
523	Kishwaukee	2,545	3,034	5,579
532	Lake County	11,118	13,941	25,059
517	Lake Land	4,656	4,624	9,280
536	Lewis & Clark	3,479	5,493	8,972
526	Lincoln Land	7,345	8,837	16,182
530	Logan	3,821	4,751	8,572
528	McHenry	4,061	5,552	9,613
524	Moraine Valley	9,745	13,049	22,794
527	Morton	3,097	4,301	7,398
535	Oakton	11,502	16,347	27,849
505	Parkland	6,167	8,431	14,598
515	Prairie State	4,162	5,666	9,828
521	Rend Lake	6,034	2,832	8,866
537	Richland	2,801	4,190	6,991
511	Rock Valley	5,984	8,121	14,105
518	Sandburg	2,210	2,675	4,885
506	Sauk Valley	1,854	2,784	4,638
531	Shawnee	1,496	2,272	3,768
510	South Suburban	6,497	11,070	17,567
533	Southeastern	3,468	2,341	5,809
534	Spoon River	1,600	2,386	3,986
601	State Comm. College	515	1,217	1,732
504	Triton	12,954	18,465	31,419
516	Waubonsee	4,612	6,572	11,184
539	Wood	1,662	2,785	4,447
	TOTALS	310,820	381,456	692,276

SOURCE OF DATA: A1 Record Submission

Illinois Community College Board
Table III-2
SUMMARY OF ANNUAL UNDUPLICATED HEADCOUNT ENROLLMENT
BY PROGRAM CLASSIFICATION
FOR FISCAL YEAR 1994

Dist. No.	District/College	Bacc/ Transfer	Vocational	Occup	ABE	ASE	General Studies	General Associates	Total
522	Belleville	10,633	288	11,313	1,928	25	0	0	24,187
503	Black Hawk	5,195	1,210	4,618	1,540	1,039	521	38	14,161
508	Chicago	(75,567)	(18,988)	(15,387)	(38,152)	(6,296)	(4,209)	(11,468)	(170,067)
	Daley	9,346	1,238	2,107	1,618	87	153	250	14,799
	Kennedy-King	7,727	1,293	1,549	6,879	544	231	227	18,450
	Malcolm X	13,612	965	1,339	15,372	1,800	101	163	33,352
	Olive-Harvey	4,778	3,277	1,072	4,081	1,014	183	935	15,340
	Truman	21,582	2,216	1,928	4,284	201	1,123	3,995	35,329
	Washington	9,178	6,653	6,385	2,826	1,180	2,036	1,295	29,553
	Wilbur Wright	9,344	3,346	1,007	3,092	1,470	382	4,603	23,244
507	Danville	2,191	358	1,687	270	252	0	0	4,758
502	DuPage	14,754	15,999	12,353	3,708	954	6,865	307	54,940
509	Elgin	5,840	2,215	5,375	2,848	261	0	298	16,837
512	Harper	16,259	191	8,278	2,796	12	607	0	28,143
540	Heartland	3,421	108	524	0	1	0	0	4,054
519	Highland	1,613	2,388	1,324	526	333	1,192	39	7,415
514	Illinois Central	7,608	175	8,952	506	20	449	1,949	19,659
529	Illinois Eastern	(3,931)	(2,768)	(15,816)	(418)	(218)	(1,664)	(318)	(25,133)
	Frontier	1,446	2,581	1,099	241	79	325	121	5,892
	Lincoln Trail	1,061	128	565	129	44	12	30	1,969
	Olney Central	940	14	904	46	34	16	74	2,028
	Wabash	484	45	13,248	2	61	1,311	93	15,244
513	Illinois Valley	2,521	0	2,821	210	248	222	516	6,538
525	Joliet	8,700	130	5,229	1,114	388	204	249	16,014
520	Kankakee	1,831	1,222	3,494	1,045	475	1,065	389	9,521
501	Kaskaskia	1,706	135	1,957	167	449	579	735	5,728
523	Kishwaukee	2,924	9	1,554	548	233	311	0	5,579
532	Lake County	9,919	451	12,589	1,308	272	520	0	25,059
517	Lake Land	3,381	2,525	2,728	452	156	0	38	9,280
536	Lewis & Clark	3,434	112	4,261	441	340	345	39	8,972
526	Lincoln Land	10,475	583	2,461	0	773	1,890	0	16,182
530	Logan	4,749	489	2,795	135	404	0	0	8,572
528	McHenry	4,759	279	3,232	978	312	0	53	9,613
524	Moraine Valley	10,861	1,654	8,171	1,274	834	0	0	22,794
527	Morton	3,278	396	1,210	2,115	259	134	6	7,398
535	Oakton	13,967	4,608	5,671	3,166	331	106	0	27,849
505	Parkland	6,907	0	5,176	376	250	0	1,889	14,598
515	Prairie State	5,100	40	3,105	827	635	121	0	9,828
521	Rend Lake	2,453	3,834	2,200	134	245	0	0	8,866
537	Richland	3,240	8	2,708	671	223	139	2	6,991
511	Rock Valley	6,463	2,186	4,432	698	18	306	2	14,105
518	Sandburg	2,405	649	1,303	69	385	36	38	4,885
506	Sauk Valley	2,222	654	1,453	41	239	14	15	4,638
531	Shawnee	1,570	375	1,315	41	344	98	25	3,768
510	South Suburban	4,968	106	6,317	1,489	548	4,139	0	17,567
533	Southeastern	1,595	1,343	1,907	255	433	208	68	5,809
534	Spoon River	1,870	300	997	242	222	0	355	3,986
601	State Comm. Colle	592	287	604	129	116	4	0	1,732
504	Triton	8,132	9,571	8,146	2,146	1,366	5	2,053	31,419
516	Waubonsee	3,665	247	4,481	1,177	352	954	308	11,184
539	Wood	2,511	17	1,318	282	285	32	2	4,447
	TOTALS	283,210	76,898	189,262	74,222	20,546	26,939	21,199	692,276

SOURCE OF DATA: A1 Submission

Illinois Community College Board
Table III-3
ANNUAL UNDUPLICATED ENROLLMENT BY ACADEMIC PROGRAM BY COLLEGE
FOR FISCAL YEAR 1994

Dist. No.	District/College	Associate in General Studies	Pre-Baccalaureate / Transfer Course Enrollees	Associate in Arts	Assoicate in Science	Associate in Arts & Science	Agricultural Business & Mgmt., General 12 010101	Agricultural Mechanics, General 12 010201	Agricultural Production, General 12 301	Animal Production 12 010302	Crop Production Operations, & Mgmt. 12010304
522	Belleville	0	4,884	2,736	3,013	0	20	0	0	0	0
503	Black Hawk	38	0	4,383	812	0	34	0	49	17	0
508	Chicago	(11,468)	(5,302)	(64,047)	(6,218)	(0)	(0)	(0)	(0)	(0)	(0)
	Daley	250	433	7,170	1,743	0	0	0	0	0	0
	Kennedy-King	227	60	6,595	1,072	0	0	0	0	0	0
	Malcolm X	163	194	11,857	1,561	0	0	0	0	0	0
	Olive-Harvey	935	611	3,853	314	0	0	0	0	0	0
	Truman	3,995	498	20,710	374	0	0	0	0	0	0
	Washington	1,295	2,169	5,967	1,042	0	0	0	0	0	0
	Wilbur Wright	4,603	1,337	7,895	112	0	0	0	0	0	0
507	Danville	0	142	671	1,378	0	10	15	0	0	0
502	DuPage	307	2,599	8,965	3,190	0	0	0	0	0	0
509	Elgin	298	105	3,029	2,706	0	0	0	0	0	0
512	Harper	0	8,960	6,124	1,175	0	0	0	0	0	0
540	Heartland	0	0	2,635	786	0	0	0	0	0	0
519	Highland	39	272	442	899	0	4	0	12	0	0
514	Illinois Central	1,949	2,814	0	0	4,794	34	34	0	0	0
529	Illinois Eastern	(318)	(2,093)	(65)	(1,773)	(0)	(28)	(0)	(25)	(0)	(0)
	Frontier	121	1,154	6	286	0	0	0	0	0	0
	Lincoln Trail	30	517	26	518	0	0	0	0	0	0
	Olney Central	74	340	11	589	0	0	0	0	0	0
	Wabash	93	82	22	380	0	28	0	25	0	0
513	Illinois Valley	516	654	1,380	487	0	0	4	1	0	0
525	Joliet	249	80	7,749	871	0	37	0	42	0	0
520	Kankakee	389	603	1,136	92	0	4	1	0	0	0
501	Kaskaskia	735	483	1,057	166	0	34	0	0	0	0
523	Kishwaukee	0	1,103	773	1,048	0	9	13	7	8	0
532	Lake County	0	3,281	2,738	3,900	0	0	0	0	0	0
517	Lake Land	38	1,292	508	1,581	0	33	53	25	5	1
536	Lewis & Clark	39	1,007	171	2,256	0	25	0	0	0	0
526	Lincoln Land	0	2,955	6,095	1,425	0	0	0	32	0	0
530	Logan	0	0	3,682	1,067	0	0	0	0	0	0
528	McHenry	53	2,470	321	1,968	0	0	0	0	0	0
524	Moraine Valley	0	4,600	4,472	1,789	0	0	0	0	0	0
527	Morton	6	3,068	173	37	0	0	0	0	0	0
535	Oakton	0	0	12,790	1,177	0	0	0	0	0	0
505	Parkland	1,889	3,113	2,073	1,721	0	61	0	0	18	0
515	Prairie State	0	0	4,500	600	0	0	0	0	0	0
521	Rend Lake	0	1,170	896	387	0	27	35	17	0	0
537	Richland	2	1,062	710	1,468	0	1	0	0	0	0
511	Rock Valley	2	703	4,379	1,381	0	0	0	0	0	0
518	Sandburg	38	956	687	762	0	0	5	15	0	0
506	Sauk Valley	15	520	246	1,456	0	0	0	0	0	0
531	Shawnee	25	283	326	961	0	4	0	2	0	0
510	South Suburban	0	1,060	2,692	1,216	0	0	0	0	0	0
533	Southeastern	68	636	467	492	0	0	12	0	0	0
534	Spoon River	355	720	854	296	0	0	30	22	0	0
601	State Comm. Coll.	0	169	238	185	0	0	0	0	0	0
504	Triton	2,053	2,377	3,019	2,736	0	0	0	0	0	0
516	Waubonsee	308	1,593	729	1,343	0	0	0	0	0	0
539	Wood	2	645	429	1,437	0	50	0	1	27	0
	TOTALS	21,199	63,774	158,387	56,255	4,794	415	202	250	75	1

SOURCE OF DATA: A1 Submission

Illinois Community College Board
Table III-3
ANNUAL UNDUPLICATED ENROLLMENT BY ACADEMIC PROGRAM BY COLLEGE
FOR FISCAL YEAR 1994

Dist. No.	District/College	Agricultural Food Prod. Process Oper/Mgmt, 12 010401	Agricultural Services & Supplies, General 12 010501	Horsehandling & Care 12 010507	Horticulture, General 12 010601	Arboricuture 12 010602	Ornamental Horticulture 12 010603	Greenhouse Operation & Management 12 010604	Landscaping 12 010605	Nursery Operation & Management 12 010606	Turf management 12 010607
522	Belleville	0	0	0	122	0	0	0	0	0	0
503	Black Hawk	0	0	43	29	0	0	0	0	0	0
508	Chicago	(0)	(0)	(0)	(1)	(0)	(0)	(0)	(0)	(0)	(0)
	Daley	0	0	0	0	0	0	0	0	0	0
	Kennedy-King	0	0	0	0	0	0	0	0	0	0
	Malcolm X	0	0	0	0	0	0	0	0	0	0
	Olive-Harvey	0	0	0	0	0	0	0	0	0	0
	Truman	0	0	0	0	0	0	0	0	0	0
	Washington	0	0	0	1	0	0	0	0	0	0
	Wilbur Wright	0	0	0	0	0	0	0	0	0	0
507	Danville	0	0	0	0	0	23	0	38	0	0
502	DuPage	0	0	0	181	0	11	8	37	1	5
509	Elgin	0	0	0	0	0	0	0	0	0	0
512	Harper	0	0	0	52	0	0	0	2	0	0
540	Heartland	0	0	0	0	0	0	0	0	0	0
519	Highland	0	0	0	0	0	0	0	0	0	0
514	Illinois Central	0	0	0	101	0	0	0	14	0	2
529	Illinois Eastern	(0)	(0)	(0)	(35)	(0)	(0)	(0)	(0)	(0)	(0)
	Frontier	0	0	0	0	0	0	0	0	0	0
	Lincoln Trail	0	0	0	35	0	0	0	0	0	0
	Olney Central	0	0	0	0	0	0	0	0	0	0
	Wabash	0	0	0	0	0	0	0	0	0	0
513	Illinois Valley	0	6	0	0	0	0	0	0	0	0
525	Joliet	0	0	0	180	0	23	7	5	2	0
520	Kankakee	0	0	0	0	0	0	0	0	0	0
501	Kaskaskia	0	0	0	30	0	0	0	0	0	0
523	Kishwaukee	0	0	0	20	1	7	16	30	3	33
532	Lake County	0	0	0	3	11	33	0	104	0	21
517	Lake Land	0	0	0	0	0	0	0	0	0	0
536	Lewis & Clark	0	0	0	0	0	0	0	0	0	11
526	Lincoln Land	0	0	0	0	0	0	0	0	0	0
530	Logan	0	0	0	0	0	0	0	0	0	0
528	McHenry	0	0	0	62	0	33	0	25	0	0
524	Moraine Valley	0	0	0	0	0	0	0	0	0	0
527	Morton	0	0	0	0	0	0	0	0	0	0
535	Oakton	0	0	0	0	0	0	0	0	0	0
505	Parkland	0	0	0	0	0	0	0	0	0	0
515	Prairie State	0	0	0	0	0	0	0	0	0	0
521	Rend Lake	0	0	0	28	0	0	0	0	0	0
537	Richland	2	7	0	62	0	0	0	0	0	0
511	Rock Valley	0	0	0	0	0	0	0	0	0	0
518	Sandburg	0	0	0	0	0	0	0	0	0	0
506	Sauk Valley	0	0	0	0	0	0	0	0	0	0
531	Shawnee	0	0	0	4	0	0	0	0	2	0
510	South Suburban	0	0	0	0	0	0	0	0	0	0
533	Southeastern	0	0	0	43	1	0	1	0	0	0
534	Spoon River	0	0	0	9	0	0	0	0	0	0
601	State Comm. Coll.	0	0	0	0	0	0	0	0	0	0
504	Triton	0	0	0	0	0	0	29	46	0	0
516	Waubonsee	0	0	0	0	0	0	0	0	0	0
539	Wood	0	0	0	0	0	0	0	0	0	0
	TOTALS	2	13	43	962	13	130	61	301	8	72

SOURCE OF DATA: A1 Submission

Illinois Community College Board
Table III-3
ANNUAL UNDUPLICATED ENROLLMENT BY ACADEMIC PROGRAM BY COLLEGE
FOR FISCAL YEAR 1994

Dist. No.	District/College	Parks & Grounds Management 12 010610	Agribusiness & Agricultural Production, Other 12 019999	Forestry Production & Processing, General 12 030401	Wildlife Management 12 030601	Interior Architecture 12 040501	Fashion Merchandising 12 080102	Entrepreneurship 12 080301	Financial Services Marketing, General 12 080401	Food Products Retailing & Wholesaling Oper. 12 080601	Industrial Marketing 12 080702
522	Belleville	0	7	0	0	0	0	0	0	0	0
503	Black Hawk	0	0	0	0	0	30	0	0	0	0
508	Chicago	(0)	(0)	(0)	(0)	(0)	(0)	(0)	(0)	(0)	(0)
	Daley	0	0	0	0	0	0	0	0	0	0
	Kennedy-King	0	0	0	0	0	0	0	0	0	0
	Malcolm X	0	0	0	0	0	0	0	0	0	0
	Olive-Harvey	0	0	0	0	0	0	0	0	0	0
	Truman	0	0	0	0	0	0	0	0	0	0
	Washington	0	0	0	0	0	0	0	0	0	0
	Wilbur Wright	0	0	0	0	0	0	0	0	0	0
507	Danville	0	1	0	0	0	0	0	0	0	0
502	DuPage	0	0	0	0	0	71	0	0	13	0
509	Elgin	0	0	0	0	0	0	0	1	0	0
512	Harper	19	41	0	0	0	61	0	0	0	3
540	Heartland	0	0	0	0	0	0	0	0	0	0
519	Highland	0	0	0	0	0	0	0	0	0	0
514	Illinois Central	0	69	0	0	0	0	0	4	0	0
529	Illinois Eastern	(2)	(5)	(0)	(0)	(0)	(0)	(0)	(0)	(0)	(0)
	Frontier	0	0	0	0	0	0	0	0	0	0
	Lincoln Trail	0	0	0	0	0	0	0	0	0	0
	Olney Central	0	0	0	0	0	0	0	0	0	0
	Wabash	2	5	0	0	0	0	0	0	0	0
513	Illinois Valley	0	22	0	0	0	0	0	0	0	0
525	Joliet	0	0	0	0	0	41	0	0	2	0
520	Kankakee	0	2	0	0	0	0	0	0	0	0
501	Kaskaskia	0	6	0	0	0	0	0	0	0	0
523	Kishwaukee	0	12	0	0	0	0	0	0	0	0
532	Lake County	0	56	0	0	0	0	0	0	0	0
517	Lake Land	0	0	0	0	0	0	0	0	0	0
536	Lewis & Clark	0	11	0	0	0	0	0	0	0	0
526	Lincoln Land	0	0	0	0	0	0	0	0	0	0
530	Logan	0	13	0	0	0	24	0	0	0	0
528	McHenry	0	66	0	0	0	0	0	0	0	0
524	Moraine Valley	0	0	0	0	0	6	0	2	0	0
527	Morton	0	0	0	0	0	0	0	0	0	0
535	Oakton	0	0	0	0	2	0	0	24	0	0
505	Parkland	0	17	0	0	0	0	0	0	0	0
515	Prairie State	0	0	0	0	0	0	0	0	0	0
521	Rend Lake	0	12	0	0	0	0	0	0	0	0
537	Richland	0	0	0	0	0	0	0	0	0	0
511	Rock Valley	0	0	0	0	0	0	0	0	0	0
518	Sandburg	0	0	0	0	0	4	0	0	0	0
506	Sauk Valley	0	0	0	0	0	0	0	0	0	0
531	Shawnee	1	0	0	11	0	0	0	0	0	0
510	South Suburban	0	0	0	0	0	32	2	0	0	0
533	Southeastern	0	0	42	35	0	0	0	0	0	0
534	Spoon River	0	0	0	0	0	0	0	0	0	0
601	State Comm. Coll.	0	0	0	0	0	0	0	0	0	0
504	Triton	0	16	0	0	0	38	0	15	0	0
516	Waubonsee	0	1	0	0	0	3	0	0	0	0
539	Wood	0	85	0	0	0	2	0	0	0	0
	TOTALS	22	442	42	46	2	312	2	46	15	3

SOURCE OF DATA: A1 Submission

Illinois Community College Board
Table III-3
ANNUAL UNDUPLICATED ENROLLMENT BY ACADEMIC PROGRAM BY COLLEGE
FOR FISCAL YEAR 1994

Dist. No.	District/College	Retailing 12 080705	General Marketing/Sales 12 080706	Distribution Operations, General 12 080709	Marketing-Recreational Services 12 080903	Insurance Marketing 12 081001	Travel Services Marketing 12 081105	Automotive Vehicles/ Accessories Marketing 12 081203	Marketing & Distribution, Other 12 089999	Advertising 12 090201	Print Journalism 12 090401
522	Belleville	3	107	0	0	0	0	0	25	0	0
503	Black Hawk	28	0	0	0	0	0	0	0	0	0
508	Chicago	(7)	(129)	(0)	(0)	(0)	(47)	(0)	(0)	(16)	(0)
	Daley	0	20	0	0	0	0	0	0	16	0
	Kennedy-King	0	3	0	0	0	0	0	0	0	0
	Malcolm X	0	6	0	0	0	0	0	0	0	0
	Olive-Harvey	0	2	0	0	0	0	0	0	0	0
	Truman	0	21	0	0	0	0	0	0	0	0
	Washington	7	54	0	0	0	47	0	0	0	0
	Wilbur Wright	0	23	0	0	0	0	0	0	0	0
507	Danville	0	111	1	0	0	0	0	10	0	0
502	DuPage	0	211	86	0	0	730	0	0	0	0
509	Elgin	6	3	0	0	0	162	0	0	0	0
512	Harper	0	154	131	0	21	0	0	28	0	48
540	Heartland	0	0	0	0	0	0	0	0	0	0
519	Highland	0	18	0	0	0	0	0	9	0	0
514	Illinois Central	0	126	6	0	0	0	0	320	0	0
529	Illinois Eastern	(55)	(0)	(0)	(0)	(0)	(0)	(0)	(1)	(0)	(0)
	Frontier	0	0	0	0	0	0	0	0	0	0
	Lincoln Trail	0	0	0	0	0	0	0	0	0	0
	Olney Central	0	0	0	0	0	0	0	0	0	0
	Wabash	55	0	0	0	0	0	0	1	0	0
513	Illinois Valley	0	37	0	0	0	0	0	5	0	0
525	Joliet	5	74	0	0	0	0	0	0	0	0
520	Kankakee	0	142	0	0	0	0	0	5	0	0
501	Kaskaskia	2	0	0	0	0	0	0	1	0	0
523	Kishwaukee	0	0	0	0	0	0	0	6	0	0
532	Lake County	31	80	0	0	0	0	0	8	0	0
517	Lake Land	140	0	0	0	0	0	0	0	0	0
536	Lewis & Clark	0	0	0	0	0	0	2	2	0	0
526	Lincoln Land	0	21	0	0	0	0	0	0	0	0
530	Logan	5	87	0	0	0	84	0	0	0	0
528	McHenry	4	17	0	0	0	0	0	424	0	0
524	Moraine Valley	40	0	9	16	0	203	0	0	0	0
527	Morton	0	1	0	0	0	0	0	0	0	0
535	Oakton	7	173	69	0	1	0	0	0	0	0
505	Parkland	16	69	7	0	0	62	0	28	29	12
515	Prairie State	0	14	0	0	0	0	0	0	0	0
521	Rend Lake	0	12	0	0	0	0	0	0	0	0
537	Richland	33	0	0	0	0	0	0	1	0	0
511	Rock Valley	0	76	0	0	0	0	0	0	0	0
518	Sandburg	0	31	0	0	0	0	0	0	0	0
506	Sauk Valley	0	28	0	0	0	0	0	0	0	0
531	Shawnee	0	0	0	0	0	0	0	0	0	0
510	South Suburban	1	103	0	0	0	0	0	0	0	0
533	Southeastern	0	0	0	0	0	0	0	0	0	0
534	Spoon River	0	0	0	0	0	0	0	2	0	0
601	State Comm. Coll.	0	0	0	0	0	0	0	0	0	0
504	Triton	10	68	34	0	0	0	0	8	0	0
516	Waubonsee	22	0	0	0	0	70	0	0	0	0
539	Wood	0	8	0	0	0	0	0	0	0	0
	TOTALS	415	1900	343	16	22	1358	2	883	45	60

SOURCE OF DATA: A1 Submission

Illinois Community College Board
Table III-3
ANNUAL UNDUPLICATED ENROLLMENT BY ACADEMIC PROGRAM BY COLLEGE
FOR FISCAL YEAR 1994

Dist. No.	District/College	Public Relations 12 090501	Ratio/Television, General 12 090701	Educational Media Technology 12 100101	Radio & Television Production 12 100104	Vocational Media Course Enrollees 12 109999	Funeral Services 12 120301	Barbering 12 120402	Cosmetology 12 120403	Baker/Pastry Chef 12 120501	Culinary Arts/Chef Training 12 120503
522	Belleville	0	0	0	0	0	0	0	96	0	40
503	Black Hawk	0	0	0	9	0	0	1	6	2	69
508	Chicago	(0)	(108)	(0)	(0)	(0)	(62)	(0)	(394)	(18)	(252)
	Daley	0	0	0	0	0	0	0	0	0	0
	Kennedy-King	0	108	0	0	0	0	0	0	0	0
	Malcolm X	0	0	0	0	0	62	0	0	0	0
	Olive-Harvey	0	0	0	0	0	0	0	0	0	0
	Truman	0	0	0	0	0	0	0	394	0	0
	Washington	0	0	0	0	0	0	0	0	18	252
	Wilbur Wright	0	0	0	0	0	0	0	0	0	0
507	Danville	0	0	0	0	0	0	0	0	0	0
502	DuPage	0	0	235	0	0	0	0	0	19	79
509	Elgin	0	0	0	0	0	0	0	0	1	172
512	Harper	0	0	0	0	0	0	0	0	3	12
540	Heartland	0	0	0	0	0	0	0	0	0	0
519	Highland	0	0	0	0	0	0	0	72	0	0
514	Illinois Central	0	0	0	0	0	0	0	0	0	0
529	Illinois Eastern	(0)	(25)	(0)	(0)	(0)	(0)	(0)	(37)	(0)	(56)
	Frontier	0	0	0	0	0	0	0	0	0	0
	Lincoln Trail	0	0	0	0	0	0	0	0	0	56
	Olney Central	0	0	0	0	0	0	0	21	0	0
	Wabash	0	25	0	0	0	0	0	16	0	0
513	Illinois Valley	0	0	0	0	0	0	0	0	0	27
525	Joliet	0	0	0	0	0	0	0	0	0	222
520	Kankakee	0	0	0	0	0	0	0	2	0	0
501	Kaskaskia	0	0	0	0	0	0	0	77	0	22
523	Kishwaukee	0	0	0	0	0	0	0	0	0	0
532	Lake County	0	0	0	0	0	0	0	0	0	12
517	Lake Land	0	24	0	0	0	0	0	96	0	0
536	Lewis & Clark	0	46	0	0	0	0	0	0	0	0
526	Lincoln Land	0	0	0	0	0	0	0	0	0	0
530	Logan	0	0	0	0	0	0	0	107	0	0
528	McHenry	0	0	0	0	0	0	0	0	0	0
524	Moraine Valley	0	0	0	0	5	0	0	0	0	0
527	Morton	0	0	0	0	0	0	0	0	0	0
535	Oakton	0	0	0	0	0	0	0	0	0	0
505	Parkland	19	36	0	13	31	0	0	0	0	0
515	Prairie State	0	0	0	0	0	0	0	0	0	0
521	Rend Lake	0	0	0	0	0	0	0	0	0	120
537	Richland	0	0	0	0	0	0	0	0	0	0
511	Rock Valley	0	0	0	0	0	0	0	0	0	0
518	Sandburg	0	0	0	0	0	0	0	45	0	0
506	Sauk Valley	0	0	0	0	0	0	0	0	0	0
531	Shawnee	0	0	0	0	0	0	0	48	0	25
510	South Suburban	0	0	0	0	0	0	0	55	0	0
533	Southeastern	0	0	0	0	0	0	0	97	0	7
534	Spoon River	0	0	0	0	0	0	0	0	0	10
601	State Comm. Coll.	0	0	0	0	0	0	0	0	0	0
504	Triton	0	0	0	3	1	0	0	0	0	82
516	Waubonsee	0	0	0	0	0	0	0	0	0	0
539	Wood	0	0	0	52	0	0	0	55	0	0
	TOTALS	19	239	235	77	37	62	1	1,187	43	1,207

SOURCE OF DATA: A1 Submission

Illinois Community College Board
Table III-3
ANNUAL UNDUPLICATED ENROLLMENT BY ACADEMIC PROGRAM BY COLLEGE
FOR FISCAL YEAR 1994

Dist. No.	District/College	Food & Beverage/Restaurant Operations Manager 12 120504	Teacher Assistant/Aide 12 131501	Civil Technology 12 150201	Computer Technology 12 150301	Electronic Technology 12 150303	Laser-Optic Technology 12 150304	Telecommunication Electronics Technology 12 150310	Biomedical Equipment Technology 12 150401	Computer Servicing Technology 12 150402	Electromechanical Technology 12 150403
522	Belleville	64	0	0	0	11	0	0	0	0	0
503	Black Hawk	0	0	24	0	0	0	0	0	62	73
508	Chicago	(70)	(105)	(0)	(0)	(24)	(0)	(6)	(0)	(158)	(0)
	Daley	0	0	0	0	0	0	6	0	56	0
	Kennedy-King	48	31	0	0	0	0	0	0	0	0
	Malcolm X	1	30	0	0	0	0	0	0	0	0
	Olive-Harvey	0	0	0	0	0	0	0	0	100	0
	Truman	0	0	0	0	24	0	0	0	0	0
	Washington	21	44	0	0	0	0	0	0	2	0
	Wilbur Wright	0	0	0	0	0	0	0	0	0	0
507	Danville	0	19	0	0	0	0	0	0	41	0
502	DuPage	108	0	0	0	272	0	0	0	80	0
509	Elgin	27	0	0	0	111	0	0	0	0	0
512	Harper	54	0	0	0	129	0	0	0	11	8
540	Heartland	0	0	0	0	6	0	0	0	0	0
519	Highland	18	0	0	0	22	0	0	0	0	0
514	Illinois Central	0	0	0	0	306	0	0	0	0	0
529	Illinois Eastern	(0)	(36)	(0)	(0)	(71)	(0)	(0)	(0)	(0)	(0)
	Frontier	0	24	0	0	0	0	0	0	0	0
	Lincoln Trail	0	12	0	0	0	0	0	0	0	0
	Olney Central	0	0	0	0	0	0	0	0	0	0
	Wabash	0	0	0	0	71	0	0	0	0	0
513	Illinois Valley	0	0	0	0	37	0	0	0	0	0
525	Joliet	56	78	0	0	226	0	0	0	0	0
520	Kankakee	0	0	0	0	128	0	0	0	0	0
501	Kaskaskia	0	23	0	0	100	0	0	0	0	0
523	Kishwaukee	0	0	0	0	24	0	0	0	0	0
532	Lake County	114	0	39	0	174	0	0	0	0	3
517	Lake Land	0	0	118	0	84	0	42	0	0	19
536	Lewis & Clark	27	0	0	0	0	0	0	0	0	0
526	Lincoln Land	0	17	15	0	111	0	0	0	0	0
530	Logan	0	13	0	0	104	0	0	0	0	0
528	McHenry	0	10	0	0	129	0	0	0	0	0
524	Moraine Valley	186	119	0	0	63	0	14	0	0	0
527	Morton	0	0	0	0	3	0	3	0	1	0
535	Oakton	53	0	0	0	208	0	0	40	0	0
505	Parkland	36	0	0	0	50	0	0	0	53	0
515	Prairie State	0	15	0	0	59	0	0	0	0	0
521	Rend Lake	0	0	0	94	28	0	0	0	0	0
537	Richland	0	0	0	0	0	0	0	0	0	0
511	Rock Valley	0	0	0	0	243	0	0	0	0	0
518	Sandburg	0	0	0	0	54	0	0	0	0	0
506	Sauk Valley	0	0	0	0	73	0	0	0	0	0
531	Shawnee	19	40	0	0	29	0	0	0	0	0
510	South Suburban	0	113	0	0	172	0	0	50	0	0
533	Southeastern	19	0	0	0	0	0	0	0	0	0
534	Spoon River	0	0	0	0	61	0	0	0	0	0
601	State Comm. Coll.	0	1	0	0	6	0	0	0	0	0
504	Triton	39	0	0	0	128	5	0	0	88	0
516	Waubonsee	0	0	0	0	81	0	0	0	0	0
539	Wood	0	0	0	0	0	0	0	0	0	0
	TOTALS	890	589	196	94	3,327	5	65	90	494	103

SOURCE OF DATA: A1 Submission

Illinois Community College Board
Table III-3
ANNUAL UNDUPLICATED ENROLLMENT BY ACADEMIC PROGRAM BY COLLEGE
FOR FISCAL YEAR 1994

Dist. No.	District/College	Instrumentation Technology 12 150404	Robotics Technology 12 150405	Fluid Power Technology 12 150410	Automated Manufacturing Technology 12 150411	Energy Conservation/Use Technology 12 150503	Water/Wastewater Technology 12 150506	Environmental & Pollution Tech/Technician 12 150507	Industrial Technology 12 150603	Corrosion Technology 12 150605	Plastic Technology 12 150607
522	Belleville	0	0	0	0	0	0	0	51	0	0
503	Black Hawk	46	24	0	11	0	0	15	117	0	0
508	Chicago	(0)	(0)	(0)	(0)	(0)	(0)	(0)	(0)	(0)	(0)
	Daley	0	0	0	0	0	0	0	0	0	0
	Kennedy-King	0	0	0	0	0	0	0	0	0	0
	Malcolm X	0	0	0	0	0	0	0	0	0	0
	Olive-Harvey	0	0	0	0	0	0	0	0	0	0
	Truman	0	0	0	0	0	0	0	0	0	0
	Washington	0	0	0	0	0	0	0	0	0	0
	Wilbur Wright	0	0	0	0	0	0	0	0	0	0
507	Danville	0	0	0	0	0	1	0	22	0	0
502	DuPage	0	23	0	1	0	0	0	142	0	47
509	Elgin	0	0	0	28	0	0	0	0	0	81
512	Harper	0	0	0	15	0	0	0	0	0	0
540	Heartland	0	0	0	0	0	0	0	0	0	0
519	Highland	0	0	0	0	0	0	0	27	0	0
514	Illinois Central	0	38	0	6	0	9	0	114	0	0
529	Illinois Eastern	(0)	(0)	(0)	(0)	(0)	(0)	(0)	(0)	(0)	(0)
	Frontier	0	0	0	0	0	0	0	0	0	0
	Lincoln Trail	0	0	0	0	0	0	0	0	0	0
	Olney Central	0	0	0	0	0	0	0	0	0	0
	Wabash	0	0	0	0	0	0	0	0	0	0
513	Illinois Valley	0	24	0	8	0	0	0	0	0	7
525	Joliet	0	0	0	0	0	13	0	50	0	0
520	Kankakee	0	0	0	0	0	0	0	0	0	0
501	Kaskaskia	0	0	0	0	0	0	0	0	0	0
523	Kishwaukee	0	0	0	14	0	1	0	0	0	0
532	Lake County	0	0	0	22	0	42	0	0	0	0
517	Lake Land	0	0	0	0	0	1	0	0	0	0
536	Lewis & Clark	0	0	0	0	0	0	0	1	0	0
526	Lincoln Land	0	0	0	0	0	0	0	0	0	0
530	Logan	0	0	0	18	0	0	0	0	0	0
528	McHenry	0	0	0	0	0	0	0	26	0	0
524	Moraine Valley	63	0	0	2	11	0	0	52	2	0
527	Morton	0	0	0	0	0	0	0	0	0	0
535	Oakton	0	0	0	40	0	0	0	0	0	0
505	Parkland	0	0	0	0	0	0	0	20	0	0
515	Prairie State	0	0	0	0	0	0	0	31	0	0
521	Rend Lake	0	0	0	0	0	0	0	0	0	0
537	Richland	0	0	0	6	0	0	0	51	0	0
511	Rock Valley	0	0	13	0	0	1	0	112	0	0
518	Sandburg	0	0	0	0	0	0	0	3	0	0
506	Sauk Valley	0	0	0	0	0	0	0	0	0	0
531	Shawnee	0	0	0	0	0	2	0	0	0	0
510	South Suburban	0	15	0	14	0	0	0	0	0	0
533	Southeastern	0	0	0	0	0	0	0	0	0	0
534	Spoon River	0	0	0	0	0	0	0	0	0	0
601	State Comm. Coll.	0	0	0	0	0	0	0	0	0	0
504	Triton	0	17	0	136	0	0	0	0	0	1
516	Waubonsee	0	24	0	0	0	11	16	0	0	0
539	Wood	0	0	0	0	0	0	0	0	0	0
	TOTALS	109	165	13	321	11	81	31	819	2	136

SOURCE OF DATA: A1 Submission

Illinois Community College Board
Table III-3
ANNUAL UNDUPLICATED ENROLLMENT BY ACADEMIC PROGRAM BY COLLEGE
FOR FISCAL YEAR 1994

Dsit. No.	District/College	Metallurgical Technology / Technician 12 150611	Occupational Safety & Health Technology 12 150701	Quality Control Technology 12 150702	Mechanical Design Technology 12 150805	Computer-Aided Design 12 150810	Microprecision Technology 12 150811	Coal Mining Technology 12 150901	Surveying 12 151102	Engineering-Related Technologies Course Enrollees 12 159999	Child Care & Development 12 200202
522	Belleville	0	0	0	0	0	0	0	0	202	209
503	Black Hawk	0	0	0	33	27	0	0	1	1	226
508	Chicago	(0)	(0)	(0)	(0)	(8)	(0)	(0)	(0)	(209)	(1,370)
	Daley	0	0	0	0	0	0	0	0	2	139
	Kennedy-King	0	0	0	0	0	0	0	0	4	227
	Malcolm X	0	0	0	0	0	0	0	0	10	162
	Olive-Harvey	0	0	0	0	0	0	0	0	7	196
	Truman	0	0	0	0	0	0	0	0	5	167
	Washington	0	0	0	0	8	0	0	0	80	479
	Wilbur Wright	0	0	0	0	0	0	0	0	101	0
507	Danville	0	0	0	0	23	0	0	0	10	71
502	DuPage	0	25	0	0	58	0	0	0	1,329	399
509	Elgin	63	0	0	0	258	0	0	0	0	13
512	Harper	0	0	0	74	15	0	0	0	360	159
540	Heartland	0	0	0	0	19	0	0	0	0	9
519	Highland	0	0	0	0	24	0	0	0	0	88
514	Illinois Central	0	0	0	78	23	0	0	0	111	288
529	Illinois Eastern	(21)	(0)	(68)	(7)	(2)	(0)	(142)	(0)	(12,808)	(57)
	Frontier	0	0	68	0	0	0	0	0	7	0
	Lincoln Trail	0	0	0	7	2	0	0	0	88	0
	Olney Central	21	0	0	0	0	0	0	0	43	0
	Wabash	0	0	0	0	0	0	142	0	12,670	57
513	Illinois Valley	0	0	0	74	13	0	0	0	184	94
525	Joliet	0	0	0	89	0	0	0	0	6	0
520	Kankakee	0	0	0	0	82	0	0	0	144	165
501	Kaskaskia	0	0	0	0	0	0	0	0	26	75
523	Kishwaukee	0	0	10	0	85	0	0	0	87	38
532	Lake County	0	0	0	49	128	0	0	0	702	217
517	Lake Land	0	0	0	18	26	0	0	0	0	95
536	Lewis & Clark	0	0	0	0	94	0	0	0	83	187
526	Lincoln Land	0	0	0	0	0	0	0	12	0	109
530	Logan	0	0	0	0	58	0	0	0	0	131
528	McHenry	0	0	0	43	42	0	0	0	140	121
524	Moraine Valley	0	0	120	253	12	0	0	0	694	391
527	Morton	0	0	0	0	7	0	0	0	773	0
535	Oakton	0	0	0	203	38	0	0	0	0	564
505	Parkland	0	0	0	0	31	5	0	0	188	170
515	Prairie State	0	0	0	36	0	0	0	0	0	196
521	Rend Lake	0	0	0	0	16	0	0	0	84	59
537	Richland	0	0	6	0	0	0	0	0	219	131
511	Rock Valley	0	4	113	0	208	0	0	0	1	148
518	Sandburg	0	0	0	49	16	0	0	0	0	44
506	Sauk Valley	0	0	21	58	12	0	0	0	0	96
531	Shawnee	0	0	0	0	0	0	0	0	0	64
510	South Suburban	0	0	0	0	74	0	0	0	0	162
533	Southeastern	0	0	0	0	0	0	5	38	0	63
534	Spoon River	0	0	0	1	0	0	0	0	82	0
601	State Comm. Coll.	0	0	0	0	0	0	0	0	0	110
504	Triton	20	2	0	47	126	0	0	0	219	362
516	Waubonsee	0	0	19	0	90	0	0	0	246	160
539	Wood	0	0	0	0	65	0	0	0	9	117
	TOTALS	104	31	357	1,112	1,680	5	147	51	18,917	6,958

SOURCE OF DATA: A1 Submission

Illinois Community College Board
Table III-3
ANNUAL UNDUPLICATED ENROLLMENT BY ACADEMIC PROGRAM BY COLLEGE
FOR FISCAL YEAR 1994

Dist. No.	District/College	Fashion Design & Coordination 12 200306	Food Production / Management, General 12 200401	Dietetic Aide / Assisting 12 200404	Home Furnishings / Equpmt. Installers & Constants, Other 12 200501	Elder Care Provider / Companion 12 200602	Custodial Services 12 200604	Home / Institutional Services Course Enrollees 12 209999	Legal Assisting 12 220103	Technical & Business Writing 12 231101	Library Assisting 12 250301
522	Belleville	0	0	0	0	0	0	453	0	0	0
503	Black Hawk	0	0	0	24	0	0	0	127	3	24
508	Chicago	(0)	(1,370)	(58)	(0)	(2)	(0)	(0)	(0)	(0)	(8)
	Daley	0	0	0	0	0	0	0	0	0	0
	Kennedy-King	0	35	0	0	0	0	0	0	0	0
	Malcolm X	0	42	58	0	0	0	0	0	0	0
	Olive-Harvey	0	0	0	0	0	0	0	0	0	0
	Truman	0	0	0	0	0	0	0	0	0	0
	Washington	0	1,263	0	0	2	0	0	0	0	0
	Wilbur Wright	0	30	0	0	0	0	0	0	0	8
507	Danville	0	0	0	0	0	0	0	0	0	0
502	DuPage	152	0	0	315	14	0	0	0	0	162
509	Elgin	0	0	0	0	4	0	0	244	0	0
512	Harper	92	0	62	174	0	0	268	372	0	0
540	Heartland	0	0	0	0	0	0	0	0	0	0
519	Highland	0	0	0	0	0	0	0	0	0	0
514	Illinois Central	0	0	4	64	0	0	35	193	0	18
529	Illinois Eastern	(0)	(0)	(0)	(0)	(0)	(0)	(96)	(0)	(0)	(0)
	Frontier	0	0	0	0	0	0	6	0	0	0
	Lincoln Trail	0	0	0	0	0	0	90	0	0	0
	Olney Central	0	0	0	0	0	0	0	0	0	0
	Wabash	0	0	0	0	0	0	0	0	0	0
513	Illinois Valley	0	0	0	0	0	35	158	0	0	0
525	Joliet	0	0	0	68	0	0	1	0	0	4
520	Kankakee	0	0	0	0	0	0	0	0	0	0
501	Kaskaskia	0	0	0	0	0	0	4	0	0	0
523	Kishwaukee	0	0	0	0	0	0	5	0	0	0
532	Lake County	0	0	0	0	0	0	2	0	29	31
517	Lake Land	0	0	0	0	0	0	0	0	0	0
536	Lewis & Clark	0	0	0	0	0	0	13	0	0	8
526	Lincoln Land	0	0	0	0	0	0	0	0	0	0
530	Logan	0	0	0	0	0	0	0	0	0	0
528	McHenry	0	0	0	0	0	0	19	0	0	0
524	Moraine Valley	0	0	0	0	0	0	0	0	0	0
527	Morton	0	0	0	0	0	0	0	0	0	0
535	Oakton	0	0	0	0	0	0	0	0	0	0
505	Parkland	0	0	0	0	0	0	61	0	0	0
515	Prairie State	0	0	0	73	0	0	0	0	0	0
521	Rend Lake	0	0	0	0	0	0	59	0	0	0
537	Richland	0	0	0	0	0	0	3	0	0	0
511	Rock Valley	0	0	0	0	0	0	0	0	13	13
518	Sandburg	0	0	0	0	0	0	0	0	0	0
506	Sauk Valley	0	0	0	0	0	0	0	0	0	0
531	Shawnee	0	0	3	0	0	0	0	0	0	0
510	South Suburban	0	0	0	0	0	0	0	323	0	0
533	Southeastern	0	0	0	0	0	0	0	0	0	0
534	Spoon River	0	0	0	0	0	0	0	0	0	0
601	State Comm. Coll.	0	0	1	0	0	0	0	0	0	0
504	Triton	0	0	0	42	0	0	38	0	0	0
516	Waubonsee	0	0	0	0	0	0	0	0	0	0
539	Wood	0	0	8	0	0	0	4	0	0	0
	TOTALS	244	1,370	136	760	20	35	1,219	1,259	45	268

SOURCE OF DATA: A1 Submission

Illinois Community College Board
Table III-3
ANNUAL UNDUPLICATED ENROLLMENT BY ACADEMIC PROGRAM BY COLLEGE
FOR FISCAL YEAR 1994

Dist. No.	District/College	Library Course Enrollees 12 259999	Parks, Recreation, & Leisure Facilities Mgmt. 12 310301	Execrcise Sciences / Physiology & Movement Studies 12 310505	Biological Technology 12 410101	Nuclear / Nuclear Power Tech / Technician 12 410205	Chemical Technology 12 410301	Corrections 12 430102	Criminal Justice Technology 12 430105	Law Enforcement / Police Science 12 430107	Security Services (Private) 12 430109
522	Belleville	0	0	0	0	0	3	0	0	605	35
503	Black Hawk	0	0	0	0	0	0	0	0	257	0
508	Chicago	(0)	(3)	(0)	(1)	(0)	(16)	(141)	(0)	(421)	(12)
	Daley	0	0	0	0	0	0	0	0	241	3
	Kennedy-King	0	3	0	0	0	0	0	0	0	0
	Malcolm X	0	0	0	0	0	0	0	0	2	0
	Olive-Harvey	0	0	0	0	0	0	0	0	5	0
	Truman	0	0	0	1	0	16	0	0	43	0
	Washington	0	0	0	0	0	0	141	0	68	8
	Wilbur Wright	0	0	0	0	0	0	0	0	62	1
507	Danville	0	0	0	0	0	0	0	0	146	0
502	DuPage	0	25	0	0	0	0	0	0	396	0
509	Elgin	0	0	0	0	0	0	0	0	34	0
512	Harper	0	0	86	0	0	0	0	0	399	0
540	Heartland	0	0	0	0	0	0	0	0	0	0
519	Highland	0	0	0	0	0	0	0	0	0	0
514	Illinois Central	13	0	0	0	0	0	0	0	412	4
529	Illinois Eastern	(0)	(0)	(0)	(0)	(0)	(0)	(0)	(0)	(120)	(0)
	Frontier	0	0	0	0	0	0	0	0	22	0
	Lincoln Trail	0	0	0	0	0	0	0	0	0	0
	Olney Central	0	0	0	0	0	0	0	0	98	0
	Wabash	0	0	0	0	0	0	0	0	0	0
513	Illinois Valley	0	0	0	0	0	0	0	0	121	0
525	Joliet	0	0	0	0	112	0	42	0	180	0
520	Kankakee	0	0	0	0	0	0	0	0	226	0
501	Kaskaskia	0	0	0	0	0	0	0	0	185	0
523	Kishwaukee	0	0	0	0	0	0	0	0	54	0
532	Lake County	0	0	0	0	0	42	13	3	292	4
517	Lake Land	0	0	0	0	0	0	0	0	78	0
536	Lewis & Clark	0	0	0	0	0	0	0	0	172	9
526	Lincoln Land	0	0	0	0	0	0	34	0	387	13
530	Logan	0	0	0	0	0	0	0	0	375	0
528	McHenry	0	0	0	0	0	0	0	0	97	0
524	Moraine Valley	0	53	0	0	0	0	0	0	823	34
527	Morton	0	0	0	0	0	0	0	0	44	0
535	Oakton	0	0	0	0	0	1	0	0	283	0
505	Parkland	0	0	0	0	0	0	0	0	167	0
515	Prairie State	0	0	0	0	0	0	0	0	151	0
521	Rend Lake	0	0	0	0	0	0	0	0	174	0
537	Richland	0	0	0	0	3	0	0	0	135	0
511	Rock Valley	0	0	0	0	0	0	0	0	137	0
518	Sandburg	0	0	0	0	0	0	0	0	86	0
506	Sauk Valley	0	0	0	0	0	0	28	0	81	0
531	Shawnee	0	0	0	0	0	0	0	0	51	13
510	South Suburban	0	0	0	0	0	0	0	0	264	0
533	Southeastern	0	0	0	0	0	0	27	0	105	0
534	Spoon River	0	0	0	0	0	0	0	0	17	0
601	State Comm. Coll.	0	0	0	0	0	0	0	0	41	3
504	Triton	0	9	0	0	0	0	9	1	231	1
516	Waubonsee	0	0	0	0	0	0	0	0	187	3
539	Wood	0	0	0	0	0	0	0	0	1	0
	TOTALS	13	90	86	1	115	62	294	4	7,935	131

SOURCE OF DATA: A1 Submission

Illinois Community College Board
Table III-3
ANNUAL UNDUPLICATED ENROLLMENT BY ACADEMIC PROGRAM BY COLLEGE
FOR FISCAL YEAR 1994

Dist. No.	District/College	Fire Control / Safety Technology 12 430201	Fire Officer 12 430202	Firefighting 12 430203	Protective Services Course Enrollees 12 439999	Public Administration 12 440401	Social Work / Social Service 12 440701	Public / Social Services Course Enrollees 12 449999	Mason and Tilesetter 12 460101	Carpentry 12 460201	Electrician 12 460302
522	Belleville	142	0	148	0	0	0	24	9	21	239
503	Black Hawk	0	31	0	0	0	0	0	0	74	108
508	Chicago	(146)	(0)	(0)	(0)	(0)	(123)	(0)	(0)	(0)	(0)
	Daley	0	0	0	0	0	0	0	0	0	0
	Kennedy-King	0	0	0	0	0	57	0	0	0	0
	Malcolm X	0	0	0	0	0	0	0	0	0	0
	Olive-Harvey	0	0	0	0	0	0	0	0	0	0
	Truman	0	0	0	0	0	0	0	0	0	0
	Washington	146	0	0	0	0	66	0	0	0	0
	Wilbur Wright	0	0	0	0	0	0	0	0	0	0
507	Danville	0	0	0	0	0	42	1	0	0	0
502	DuPage	116	8	50	0	0	249	0	0	0	0
509	Elgin	167	0	0	0	0	423	0	0	0	0
512	Harper	87	0	0	0	0	0	271	0	0	0
540	Heartland	0	0	0	0	0	0	0	0	0	0
519	Highland	0	0	0	0	0	0	0	0	0	0
514	Illinois Central	143	0	0	194	0	0	64	0	0	0
529	Illinois Eastern	(0)	(0)	(75)	(0)	(0)	(33)	(1)	(0)	(0)	(0)
	Frontier	0	0	75	0	0	0	0	0	0	0
	Lincoln Trail	0	0	0	0	0	0	1	0	0	0
	Olney Central	0	0	0	0	0	0	0	0	0	0
	Wabash	0	0	0	0	0	33	0	0	0	0
513	Illinois Valley	29	0	0	21	0	0	0	0	0	43
525	Joliet	212	3	4	0	4	0	1	0	0	24
520	Kankakee	11	0	0	0	0	0	22	0	0	0
501	Kaskaskia	0	0	0	0	0	0	2	0	0	0
523	Kishwaukee	8	0	0	4	0	0	0	0	0	20
532	Lake County	81	0	0	0	0	43	4,315	0	0	8
517	Lake Land	0	0	0	0	0	113	0	0	0	0
536	Lewis & Clark	48	0	0	0	0	0	560	0	0	15
526	Lincoln Land	73	0	8	0	0	0	0	0	0	0
530	Logan	0	0	0	0	0	0	211	0	0	0
528	McHenry	0	0	0	0	0	0	10	0	0	0
524	Moraine Valley	121	1	57	0	0	0	262	0	0	0
527	Morton	0	0	0	0	0	0	0	0	0	0
535	Oakton	148	0	0	0	0	94	0	0	0	0
505	Parkland	35	0	0	39	0	0	0	0	0	0
515	Prairie State	162	0	0	0	0	0	0	0	0	139
521	Rend Lake	0	0	0	0	0	0	22	0	0	0
537	Richland	67	0	0	0	0	0	1	0	0	0
511	Rock Valley	0	59	1	0	0	139	3	3	0	70
518	Sandburg	12	0	0	0	0	0	0	0	0	0
506	Sauk Valley	0	0	0	0	0	34	0	0	0	0
531	Shawnee	13	0	0	0	0	52	65	0	0	0
510	South Suburban	66	0	0	0	0	140	0	0	0	0
533	Southeastern	0	0	30	0	0	0	0	0	0	0
534	Spoon River	0	0	1	0	0	0	0	0	0	0
601	State Comm. Coll.	1	0	0	0	0	17	0	1	14	3
504	Triton	108	0	0	48	0	0	11	0	0	26
516	Waubonsee	86	0	4	0	0	52	9	0	0	20
539	Wood	22	0	2	0	0	0	4	0	0	0
	TOTALS	2,104	102	380	306	4	1,554	5,859	13	109	715

SOURCE OF DATA: A1 Submission

Illinois Community College Board
Table III-3
ANNUAL UNDUPLICATED ENROLLMENT BY ACADEMIC PROGRAM BY COLLEGE
FOR FISCAL YEAR 1994

Dist. No.	District/College	Lineworker 12 460303	Building / Property Maintenance 12 460401	Construction / Cement Mason 12 460402	Construction Inspection 12 460403	Glazing 12 460406	Painter & Wallcoverer 12 460408	Plumber & Pipefitter 12 460501	Construction Trades 12 461000	Construction Trades Course Enrollees 12 469999	Electrical / Electronics Equipment Repair, General 12 470101
522	Belleville	0	0	11	0	0	12	41	208	0	0
503	Black Hawk	0	0	0	0	0	0	0	35	0	0
508	Chicago	(0)	(4)	(0)	(0)	(0)	(0)	(0)	(0)	(0)	(263)
	Daley	0	0	0	0	0	0	0	0	0	0
	Kennedy-King	0	0	0	0	0	0	0	0	0	0
	Malcolm X	0	0	0	0	0	0	0	0	0	0
	Olive-Harvey	0	0	0	0	0	0	0	0	0	0
	Truman	0	0	0	0	0	0	0	0	0	0
	Washington	0	4	0	0	0	0	0	0	0	263
	Wilbur Wright	0	0	0	0	0	0	0	0	0	0
507	Danville	0	0	0	0	0	0	0	1	0	0
502	DuPage	0	51	0	0	0	0	0	0	0	0
509	Elgin	0	0	0	0	0	0	0	0	0	0
512	Harper	0	0	0	34	0	0	0	0	0	0
540	Heartland	0	0	0	0	0	0	0	0	0	0
519	Highland	0	0	0	0	0	0	0	0	0	0
514	Illinois Central	0	0	0	0	0	0	0	148	0	0
529	Illinois Eastern	(1)	(1)	(0)	(0)	(0)	(0)	(0)	(26)	(0)	(0)
	Frontier	0	0	0	0	0	0	0	0	0	0
	Lincoln Trail	1	1	0	0	0	0	0	26	0	0
	Olney Central	0	0	0	0	0	0	0	0	0	0
	Wabash	0	0	0	0	0	0	0	0	0	0
513	Illinois Valley	0	0	0	0	0	0	0	0	0	0
525	Joliet	0	0	0	0	0	0	0	52	0	0
520	Kankakee	0	0	0	0	0	0	0	1	0	0
501	Kaskaskia	0	0	0	0	0	0	0	0	0	0
523	Kishwaukee	0	2	0	0	0	0	0	0	0	0
532	Lake County	0	0	0	0	0	0	0	86	0	0
517	Lake Land	0	38	0	0	0	0	0	84	0	0
536	Lewis & Clark	0	0	0	0	0	0	0	0	0	0
526	Lincoln Land	0	0	0	0	0	0	0	0	0	0
530	Logan	0	0	0	0	0	0	0	0	0	1
528	McHenry	0	0	0	0	0	0	0	0	0	0
524	Moraine Valley	0	0	0	0	0	0	0	0	0	0
527	Morton	0	0	0	0	0	0	0	0	0	0
535	Oakton	0	49	0	0	0	0	0	0	0	0
505	Parkland	0	23	0	0	0	0	0	100	42	0
515	Prairie State	0	0	0	0	0	0	11	0	0	0
521	Rend Lake	0	3	0	0	0	0	0	73	0	0
537	Richland	0	0	0	0	0	0	0	0	0	0
511	Rock Valley	0	0	0	0	4	16	0	73	0	0
518	Sandburg	0	0	0	0	0	0	0	0	0	0
506	Sauk Valley	0	3	0	0	0	0	0	0	0	0
531	Shawnee	0	5	0	0	0	0	0	0	0	0
510	South Suburban	0	0	0	19	0	0	0	104	0	0
533	Southeastern	0	81	0	0	0	0	0	23	0	0
534	Spoon River	0	2	0	0	0	0	0	20	0	0
601	State Comm. Coll.	0	0	0	0	0	0	1	0	0	0
504	Triton	0	0	0	0	0	0	0	136	10	0
516	Waubonsee	0	0	0	0	0	0	3	0	0	0
539	Wood	0	0	0	0	0	0	0	0	0	0
	TOTALS	1	262	11	53	4	28	56	1,170	52	264

SOURCE OF DATA: A1 Submission

Illinois Community College Board
Table III-3
ANNUAL UNDUPLICATED ENROLLMENT BY ACADEMIC PROGRAM BY COLLEGE
FOR FISCAL YEAR 1994

Dist. No.	District/College	Communications Electronics 12 470103	Computer Electronics Maintenance / Repair 12 470104	Industrial Electronics 12 470105	Major Appliance Repair 12 470106	Heating, Air Conditioning, & Refrigeration Mechanic 12 470201	Heavy Equipment Maintenance / Repair 12 470302	Industrial Equipment Maintenance / Repair 12 470303	Industrial Equipment Maintenance Apprentice 12 470399	Watch / Clock Repair 12 470408	Stationary Energy Sources Installer / Operator 12 470501
522	Belleville	52	47	115	13	346	0	0	0	0	4
503	Black Hawk	0	0	0	0	26	0	2	0	0	0
508	Chicago	(38)	(21)	(18)	(0)	(134)	(0)	(0)	(0)	(0)	(0)
	Daley	0	8	18	0	0	0	0	0	0	0
	Kennedy-King	10	0	0	0	79	0	0	0	0	0
	Malcolm X	0	0	0	0	0	0	0	0	0	0
	Olive-Harvey	0	1	0	0	0	0	0	0	0	0
	Truman	0	0	0	0	0	0	0	0	0	0
	Washington	0	0	0	0	55	0	0	0	0	0
	Wilbur Wright	28	12	0	0	0	0	0	0	0	0
507	Danville	2	0	72	0	5	0	35	0	0	0
502	DuPage	0	0	102	0	258	0	0	0	0	0
509	Elgin	0	1	0	0	138	0	1	0	0	0
512	Harper	0	1	19	0	94	0	0	0	0	0
540	Heartland	0	0	0	0	0	0	0	0	0	0
519	Highland	0	0	0	0	0	0	0	0	0	0
514	Illinois Central	15	14	14	0	56	0	11	0	0	0
529	Illinois Eastern	(75)	(0)	(0)	(0)	(36)	(0)	(33)	(4)	(0)	(0)
	Frontier	0	0	0	0	0	0	0	0	0	0
	Lincoln Trail	68	0	0	0	36	0	0	0	0	0
	Olney Central	0	0	0	0	0	0	33	0	0	0
	Wabash	7	0	0	0	0	0	0	4	0	0
513	Illinois Valley	0	0	0	0	0	0	8	0	0	0
525	Joliet	0	0	246	0	32	49	0	0	0	0
520	Kankakee	0	0	46	0	38	0	51	0	0	0
501	Kaskaskia	0	0	0	0	0	0	102	0	0	0
523	Kishwaukee	0	0	0	0	0	0	0	0	0	0
532	Lake County	0	0	31	0	137	0	47	0	0	0
517	Lake Land	17	0	0	0	69	0	0	0	0	0
536	Lewis & Clark	0	39	80	0	0	0	8	0	0	0
526	Lincoln Land	0	0	50	0	105	0	0	0	0	0
530	Logan	0	0	0	0	60	0	30	0	0	0
528	McHenry	0	0	0	0	0	0	0	0	0	0
524	Moraine Valley	0	6	0	0	171	0	38	0	0	0
527	Morton	0	0	0	0	5	0	0	0	0	0
535	Oakton	27	0	0	0	88	0	0	0	0	0
505	Parkland	0	0	46	0	0	0	0	0	0	0
515	Prairie State	0	0	50	0	73	0	7	0	0	0
521	Rend Lake	0	0	0	12	65	0	59	0	0	0
537	Richland	0	0	200	0	0	0	7	0	0	0
511	Rock Valley	0	0	0	0	0	0	0	0	0	0
518	Sandburg	0	0	1	0	0	0	0	0	0	0
506	Sauk Valley	2	0	54	0	39	0	0	0	0	0
531	Shawnee	0	0	10	0	0	0	0	0	0	0
510	South Suburban	1	0	0	0	0	0	0	0	0	0
533	Southeastern	0	0	27	0	0	0	81	0	0	0
534	Spoon River	0	0	11	0	0	0	0	0	0	0
601	State Comm. Coll.	0	0	0	0	13	0	0	0	0	0
504	Triton	0	28	0	0	253	0	22	0	0	33
516	Waubonsee	0	2	0	0	106	0	38	0	0	0
539	Wood	0	0	0	0	4	0	0	0	9	0
	TOTALS	229	159	1,192	25	2,351	49	580	4	9	37

SOURCE OF DATA: A1 Submission

Illinois Community College Board
Table III-3
ANNUAL UNDUPLICATED ENROLLMENT BY ACADEMIC PROGRAM BY COLLEGE
FOR FISCAL YEAR 1994

Dist. No.	District/College	Automotive Body Repair 12 470603	Automotive Mechanics 12 470604	Diesel Engine / Truck Mechanics 12 470605	Small Engine Repair 12 470606	Aviation Systems / Avionics Maintenance Technologist / Technician 12 470609	Mechanics/Repairers Course Enrollees 12 479999	Architectural Drafting 12 480102	Electrical / Electronics Drafting 12 480104	Mechanical Drafting 12 480105	Typesetting, Make-up, & Composition 12 480205
522	Belleville	0	0	0	0	137	0	0	0	124	0
503	Black Hawk	24	125	25	0	0	0	0	0	26	0
508	Chicago	(47)	(481)	(0)	(0)	(804)	(0)	(83)	(0)	(87)	(0)
	Daley	0	0	0	0	804	0	11	0	3	0
	Kennedy-King	2	102	0	0	0	0	1	0	0	0
	Malcolm X	0	0	0	0	0	0	0	0	0	0
	Olive-Harvey	0	0	0	0	0	0	32	0	0	0
	Truman	27	222	0	0	0	0	0	0	28	0
	Washington	18	157	0	0	0	0	32	0	56	0
	Wilbur Wright	0	0	0	0	0	0	7	0	0	0
507	Danville	0	36	0	0	0	0	0	0	7	0
502	DuPage	0	219	0	0	0	0	332	0	0	5
509	Elgin	0	113	0	0	0	0	0	0	0	0
512	Harper	0	0	0	0	0	0	100	0	0	0
540	Heartland	0	0	0	0	0	0	0	0	0	0
519	Highland	23	33	0	0	0	0	0	0	0	0
514	Illinois Central	0	150	22	0	0	4	6	0	0	0
529	Illinois Eastern	(12)	(22)	(24)	(0)	(0)	(0)	(13)	(0)	(0)	(0)
	Frontier	0	0	0	0	0	0	0	0	0	0
	Lincoln Trail	0	0	0	0	0	0	13	0	0	0
	Olney Central	12	22	0	0	0	0	0	0	0	0
	Wabash	0	0	24	0	0	0	0	0	0	0
513	Illinois Valley	0	106	6	50	0	7	0	0	0	0
525	Joliet	0	107	0	0	0	0	0	0	0	0
520	Kankakee	0	30	0	0	0	0	0	0	0	0
501	Kaskaskia	37	80	0	7	0	0	72	0	0	0
523	Kishwaukee	15	31	2	0	0	3	0	0	0	0
532	Lake County	31	126	0	0	0	0	78	2	18	0
517	Lake Land	45	106	0	48	0	0	50	0	4	0
536	Lewis & Clark	17	67	0	0	0	0	0	0	0	0
526	Lincoln Land	60	92	0	0	0	0	79	0	0	0
530	Logan	34	75	3	0	0	0	0	0	6	0
528	McHenry	0	35	0	0	0	0	0	0	0	0
524	Moraine Valley	0	178	0	0	0	0	0	0	15	0
527	Morton	0	12	0	0	0	0	0	0	1	0
535	Oakton	0	111	0	0	0	0	110	0	0	0
505	Parkland	0	85	0	0	0	55	0	0	6	0
515	Prairie State	0	142	0	0	0	0	0	0	17	0
521	Rend Lake	41	76	0	0	0	0	56	0	0	0
537	Richland	0	49	0	0	0	0	5	0	60	0
511	Rock Valley	0	60	0	0	101	0	0	0	0	0
518	Sandburg	19	21	48	34	0	0	0	0	0	0
506	Sauk Valley	0	0	0	0	0	0	0	0	0	0
531	Shawnee	0	24	2	0	0	0	12	0	0	0
510	South Suburban	0	0	0	0	0	0	17	0	6	0
533	Southeastern	45	107	47	0	0	0	13	0	7	0
534	Spoon River	0	43	0	0	0	0	0	0	0	0
601	State Comm. Coll.	9	15	0	0	0	0	0	0	0	0
504	Triton	0	368	23	0	0	172	78	0	22	3
516	Waubonsee	47	85	0	3	0	0	13	0	0	0
539	Wood	4	2	0	0	0	0	0	0	5	0
	TOTALS	510	3,412	202	142	1,042	241	1,117	2	411	8

SOURCE OF DATA: A1 Submission

Illinois Community College Board
Table III-3
ANNUAL UNDUPLICATED ENROLLMENT BY ACADEMIC PROGRAM BY COLLEGE
FOR FISCAL YEAR 1994

Dist. No.	District/College	Lithography, Photography, & Platemaking 12 480206	Printing Press Operations 12 480208	Desktop Publishing Equipment Operator 12 480212	Upholstering 12 480303	Machinist / Machine Technologist 12 480501	Industrial Blacksmithing 12 480502	Machine Tool Operation/Machine Shop 12 480503	Sheet Metal 12 480506	Tool & Die Making 12 480507	Welding, Brazing, & Soldering 12 480508
522	Belleville	0	0	29	0	31	1	81	23	0	329
503	Black Hawk	0	0	0	0	0	0	41	0	4	30
508	Chicago	(95)	(0)	(0)	(12)	(0)	(0)	(115)	(0)	(0)	(50)
	Daley	0	0	0	0	0	0	74	0	0	0
	Kennedy-King	68	0	0	0	0	0	0	0	0	0
	Malcolm X	0	0	0	0	0	0	0	0	0	0
	Olive-Harvey	0	0	0	0	0	0	0	0	0	0
	Truman	0	0	0	0	0	0	0	0	0	0
	Washington	27	0	0	12	0	0	41	0	0	50
	Wilbur Wright	0	0	0	0	0	0	0	0	0	0
507	Danville	0	0	0	0	0	0	7	0	0	15
502	DuPage	142	10	137	0	0	0	0	0	11	46
509	Elgin	0	0	2	0	0	0	112	0	1	15
512	Harper	0	0	0	0	0	0	7	0	0	1
540	Heartland	0	0	0	0	0	0	0	0	0	0
519	Highland	0	0	0	0	0	0	0	0	0	14
514	Illinois Central	48	0	0	0	0	0	18	0	0	86
529	Illinois Eastern	(0)	(0)	(0)	(0)	(0)	(0)	(17)	(0)	(0)	(0)
	Frontier	0	0	0	0	0	0	0	0	0	0
	Lincoln Trail	0	0	0	0	0	0	2	0	0	0
	Olney Central	0	0	0	0	0	0	0	0	0	0
	Wabash	0	0	0	0	0	0	15	0	0	0
513	Illinois Valley	0	0	4	0	0	0	0	0	0	0
525	Joliet	0	0	0	0	0	0	0	0	0	97
520	Kankakee	0	0	0	0	0	0	12	0	31	45
501	Kaskaskia	0	0	0	0	0	0	0	0	0	41
523	Kishwaukee	0	0	0	0	0	0	6	0	11	5
532	Lake County	0	0	0	0	0	0	61	0	1	59
517	Lake Land	0	0	13	0	0	0	0	0	0	51
536	Lewis & Clark	0	0	32	0	0	0	73	0	0	7
526	Lincoln Land	0	0	0	0	0	0	0	0	0	50
530	Logan	0	0	0	0	0	0	9	0	0	23
528	McHenry	0	0	0	0	0	0	38	0	0	0
524	Moraine Valley	0	0	7	0	0	0	92	0	0	100
527	Morton	0	0	0	0	0	0	0	0	0	1
535	Oakton	0	0	82	0	0	0	222	0	0	0
505	Parkland	0	0	25	0	0	0	0	0	0	0
515	Prairie State	0	0	8	0	0	0	66	0	12	122
521	Rend Lake	0	0	0	0	0	0	0	0	0	35
537	Richland	0	0	0	0	0	0	72	0	0	55
511	Rock Valley	0	0	0	0	4	0	0	41	139	65
518	Sandburg	0	0	1	0	0	0	11	0	0	51
506	Sauk Valley	0	0	0	0	0	0	19	0	0	0
531	Shawnee	0	0	0	0	0	0	1	0	0	34
510	South Suburban	75	0	0	0	0	0	67	0	0	10
533	Southeastern	34	0	0	0	0	0	35	31	0	63
534	Spoon River	0	0	0	0	0	0	0	0	0	2
601	State Comm. Coll.	24	0	0	0	0	0	0	0	0	12
504	Triton	376	0	37	0	0	0	83	0	29	14
516	Waubonsee	0	0	8	0	0	0	31	0	0	11
539	Wood	0	0	0	0	0	0	0	0	0	2
	TOTALS	794	10	385	12	35	1	1,296	95	239	1,541

SOURCE OF DATA: A1 Submission

Illinois Community College Board
Table III-3
ANNUAL UNDUPLICATED ENROLLMENT BY ACADEMIC PROGRAM BY COLLEGE
FOR FISCAL YEAR 1994

Dist. No.	District/College	Numerical Control 12 480520	Millwork & Cabinet making 12 480703	Precision Production Course Enrollees 12 489999	Airplane Piloting 12 490102	Aviation Management 12 490104	Private Piloting 12 490107	Truck & Bus Driving 12 490205	Design & Visual Communications 12 500401	Commercial Photography 12 500406	Technical Theatre/Theatre Design & Stagecraft 12 500502
522	Belleville	0	0	0	272	0	3	0	7	0	0
503	Black Hawk	0	0	0	0	0	0	0	47	0	0
508	Chicago	(0)	(0)	(0)	(0)	(0)	(0)	(0)	(19)	(2)	(4)
	Daley	0	0	0	0	0	0	0	0	2	0
	Kennedy-King	0	0	0	0	0	0	0	1	0	4
	Malcolm X	0	0	0	0	0	0	0	0	0	0
	Olive-Harvey	0	0	0	0	0	0	0	0	0	0
	Truman	0	0	0	0	0	0	0	0	0	0
	Washington	0	0	0	0	0	0	0	13	0	0
	Wilbur Wright	0	0	0	0	0	0	0	5	0	0
507	Danville	0	0	0	0	0	0	0	0	0	0
502	DuPage	0	0	0	0	0	0	0	540	243	0
509	Elgin	0	0	0	0	0	0	119	244	0	0
512	Harper	0	0	0	0	0	0	0	0	0	0
540	Heartland	0	0	0	0	0	0	0	0	0	0
519	Highland	0	0	0	0	0	0	0	0	0	0
514	Illinois Central	9	0	273	0	0	0	0	200	0	0
529	Illinois Eastern	(0)	(23)	(0)	(0)	(0)	(0)	(0)	(0)	(0)	(0)
	Frontier	0	0	0	0	0	0	0	0	0	0
	Lincoln Trail	0	0	0	0	0	0	0	0	0	0
	Olney Central	0	23	0	0	0	0	0	0	0	0
	Wabash	0	0	0	0	0	0	0	0	0	0
513	Illinois Valley	0	0	72	0	0	0	0	0	0	0
525	Joliet	0	0	0	0	0	0	0	0	0	0
520	Kankakee	0	0	0	1	0	0	0	0	0	0
501	Kaskaskia	0	0	0	0	0	0	0	0	0	0
523	Kishwaukee	0	0	127	0	0	0	0	0	0	0
532	Lake County	0	0	0	0	0	0	0	0	0	0
517	Lake Land	0	0	0	0	0	0	0	0	0	0
536	Lewis & Clark	0	0	0	0	0	0	0	0	0	0
526	Lincoln Land	0	0	0	0	19	0	0	0	0	0
530	Logan	0	0	0	0	0	0	0	0	0	0
528	McHenry	0	0	0	0	0	0	0	0	0	0
524	Moraine Valley	0	0	0	0	0	0	0	0	0	0
527	Morton	0	0	0	0	0	0	0	0	0	0
535	Oakton	0	0	0	0	0	0	0	0	0	0
505	Parkland	0	0	76	0	0	0	77	69	0	0
515	Prairie State	0	0	0	4	0	0	0	41	70	0
521	Rend Lake	0	0	0	0	0	0	0	0	0	0
537	Richland	0	0	0	0	0	0	0	0	0	0
511	Rock Valley	0	0	0	0	0	3	0	0	0	0
518	Sandburg	0	0	0	0	0	0	0	0	0	0
506	Sauk Valley	0	0	0	0	0	0	0	0	0	0
531	Shawnee	0	0	0	0	0	0	49	0	0	0
510	South Suburban	0	0	0	12	0	0	0	53	4	0
533	Southeastern	0	0	0	0	0	0	0	0	0	0
534	Spoon River	0	0	0	0	0	0	0	0	0	0
601	State Comm. Coll.	0	0	0	0	0	0	0	0	0	0
504	Triton	0	0	272	0	0	0	0	49	0	0
516	Waubonsee	0	0	0	0	0	0	0	0	0	0
539	Wood	0	0	0	0	0	0	0	0	0	0
	TOTALS	9	23	820	289	19	6	245	1269	319	4

SOURCE OF DATA: A1 Submission

Illinois Community College Board
Table III-3
ANNUAL UNDUPLICATED ENROLLMENT BY ACADEMIC PROGRAM BY COLLEGE
FOR FISCAL YEAR 1994

Dist. No.	District/College	Commercial Music 12 500904	Sign Language Interpreter 12 510205	Dental Assistant 12 510601	Dental Hygienist 12 510602	Dental Laboratory Assistant 12 510603	Hospital/Health Facilities Administration 12 510702	Health Unit Coordinator/Ward Clerk 12 510703	Medical Records Technology/Technician 12 510707	Medical Transcription 12 510708	Central Supply Technician 12 510710
522	Belleville	0	0	0	0	0	0	55	43	0	0
503	Black Hawk	0	0	7	0	0	0	0	0	81	0
508	Chicago	(12)	(0)	(0)	(0)	(0)	(0)	(0)	(81)	(106)	(0)
	Daley	0	0	0	0	0	0	0	0	0	0
	Kennedy-King	0	0	0	0	0	0	0	0	0	0
	Malcolm X	0	0	0	0	0	0	0	0	0	0
	Olive-Harvey	0	0	0	0	0	0	0	0	0	0
	Truman	0	0	0	0	0	0	0	81	5	0
	Washington	12	0	0	0	0	0	0	0	101	0
	Wilbur Wright	0	0	0	0	0	0	0	0	0	0
507	Danville	0	0	0	0	0	0	0	0	0	0
502	DuPage	0	0	0	0	0	4	0	150	123	0
509	Elgin	0	0	36	0	0	0	0	0	31	0
512	Harper	0	119	0	183	0	0	0	0	9	0
540	Heartland	0	0	0	0	0	0	0	0	0	0
519	Highland	0	0	0	0	0	0	0	0	7	0
514	Illinois Central	0	0	31	117	0	23	0	25	33	0
529	Illinois Eastern	(0)	(0)	(0)	(0)	(0)	(0)	(0)	(0)	(5)	(0)
	Frontier	0	0	0	0	0	0	0	0	0	0
	Lincoln Trail	0	0	0	0	0	0	0	0	0	0
	Olney Central	0	0	0	0	0	0	0	0	5	0
	Wabash	0	0	0	0	0	0	0	0	0	0
513	Illinois Valley	0	0	32	0	0	0	0	0	0	0
525	Joliet	0	0	0	0	0	0	0	0	61	0
520	Kankakee	0	0	0	0	0	0	0	0	0	0
501	Kaskaskia	0	0	31	0	0	0	0	0	0	0
523	Kishwaukee	0	0	0	0	0	0	0	0	25	0
532	Lake County	0	0	0	0	0	0	0	35	16	0
517	Lake Land	0	0	0	76	0	0	0	0	0	0
536	Lewis & Clark	0	0	54	0	0	0	20	0	47	0
526	Lincoln Land	0	0	0	0	0	0	0	0	0	0
530	Logan	0	33	61	0	0	0	0	27	73	0
528	McHenry	0	0	0	0	0	0	0	0	0	0
524	Moraine Valley	0	0	0	0	0	0	0	43	0	0
527	Morton	0	0	16	0	0	0	0	0	0	0
535	Oakton	0	0	0	0	0	0	0	67	28	0
505	Parkland	0	0	25	61	0	0	0	0	16	0
515	Prairie State	0	0	0	120	0	0	0	0	0	0
521	Rend Lake	0	0	0	0	0	0	0	14	0	0
537	Richland	0	0	0	0	0	0	0	0	19	0
511	Rock Valley	0	0	1	0	0	0	0	0	2	0
518	Sandburg	0	0	0	0	0	0	0	0	0	0
506	Sauk Valley	0	0	0	0	0	0	0	0	0	0
531	Shawnee	0	0	0	0	0	0	0	13	0	0
510	South Suburban	0	0	0	0	0	0	0	0	74	0
533	Southeastern	0	0	0	0	0	0	0	17	0	0
534	Spoon River	0	0	0	0	0	0	0	0	0	0
601	State Comm. Coll.	0	0	0	0	0	0	13	0	0	0
504	Triton	0	0	5	0	122	1	0	0	1	1
516	Waubonsee	0	149	0	0	0	0	0	0	0	0
539	Wood	0	0	0	0	0	0	0	0	21	0
	TOTALS	12	301	299	557	122	28	88	515	778	1

SOURCE OF DATA: A1 Submission

Illinois Community College Board
Table III-3
ANNUAL UNDUPLICATED ENROLLMENT BY ACADEMIC PROGRAM BY COLLEGE
FOR FISCAL YEAR 1994

Dist. No.	District/College	Medical Assistant 12 510801	Occupational Therapy Assistant 12 510803	Pharmacy Technician/Assistant 12 510805	Physical Therapy Assistant 12 510806	Physician Assistant 12 510807	Veterinarian Assistant/Animal Health Technician 12 510808	Electroencephalograph Technology 12 510903	Emergency Medical Technology/Technician 12 510904	Nuclear Medical Technology/Technician 12 510905	Medical Radiologic Technology/Technician 12 510907
522	Belleville	116	0	0	81	0	0	0	228	0	89
503	Black Hawk	0	0	2	146	0	0	2	20	0	94
508	Chicago	(0)	(34)	(116)	(0)	(71)	(0)	(0)	(64)	(0)	(246)
	Daley	0	0	0	0	0	0	0	0	0	0
	Kennedy-King	0	0	0	0	0	0	0	0	0	0
	Malcolm X	0	0	116	0	71	0	0	55	0	126
	Olive-Harvey	0	0	0	0	0	0	0	0	0	0
	Truman	0	0	0	0	0	0	0	0	0	0
	Washington	0	0	0	0	0	0	0	9	0	0
	Wilbur Wright	0	34	0	0	0	0	0	0	0	120
507	Danville	0	0	0	0	0	0	0	0	0	42
502	DuPage	1	216	0	0	0	0	0	49	37	268
509	Elgin	0	0	0	0	0	0	0	0	0	0
512	Harper	60	0	76	0	0	0	0	0	0	0
540	Heartland	0	0	0	0	0	0	0	0	0	0
519	Highland	0	0	0	0	0	0	0	0	0	0
514	Illinois Central	0	151	0	289	0	0	0	36	0	200
529	Illinois Eastern	(0)	(0)	(0)	(0)	(0)	(0)	(0)	(498)	(0)	(45)
	Frontier	0	0	0	0	0	0	0	497	0	1
	Lincoln Trail	0	0	0	0	0	0	0	0	0	0
	Olney Central	0	0	0	0	0	0	0	1	0	44
	Wabash	0	0	0	0	0	0	0	0	0	0
513	Illinois Valley	0	0	0	0	0	0	0	0	0	0
525	Joliet	0	0	0	0	0	0	0	0	0	0
520	Kankakee	0	0	0	0	0	0	0	120	0	136
501	Kaskaskia	0	0	0	0	0	0	0	0	0	95
523	Kishwaukee	0	0	0	0	0	0	0	0	0	49
532	Lake County	0	0	0	0	0	0	0	0	0	114
517	Lake Land	0	0	0	139	0	0	0	0	0	0
536	Lewis & Clark	0	0	0	0	0	0	0	0	0	0
526	Lincoln Land	0	0	0	0	0	0	0	0	0	41
530	Logan	0	0	0	0	0	0	0	298	0	0
528	McHenry	0	0	0	0	0	0	0	75	0	0
524	Moraine Valley	0	0	0	0	0	0	0	477	0	86
527	Morton	0	0	0	85	0	0	0	0	0	0
535	Oakton	0	0	0	87	0	0	0	0	0	0
505	Parkland	0	35	3	0	0	61	0	27	0	30
515	Prairie State	0	0	0	0	0	0	0	0	0	0
521	Rend Lake	0	0	0	0	0	0	0	72	0	0
537	Richland	0	0	0	0	0	0	0	0	0	0
511	Rock Valley	0	0	33	0	0	0	0	0	0	0
518	Sandburg	0	0	0	0	0	0	0	18	0	58
506	Sauk Valley	0	0	0	0	0	0	0	0	0	138
531	Shawnee	0	0	0	0	0	0	0	0	0	0
510	South Suburban	0	403	185	0	0	0	0	223	0	353
533	Southeastern	0	0	0	0	0	0	0	126	0	0
534	Spoon River	0	0	0	0	0	0	0	0	0	0
601	State Comm. Coll.	0	0	0	0	0	0	0	7	0	0
504	Triton	3	0	0	0	0	0	0	0	67	141
516	Waubonsee	0	0	0	0	0	0	0	0	0	0
539	Wood	0	0	0	0	0	0	0	0	0	0
	TOTALS	180	839	415	827	71	61	2	2,338	104	2,225

SOURCE OF DATA: A1 Submission

Illinois Community College Board
Table III-3
ANNUAL UNDUPLICATED ENROLLMENT BY ACADEMIC PROGRAM BY COLLEGE
FOR FISCAL YEAR 1994

Dist. No.	District/College	Respiratory Therapy Technician 12 510908	Surgical/Operating Room Technician 12 510909	Diagnostic Medical Sonography 12 510910	Renal Dialysis Technology/Technician 12 510911	Radiation Therapy Assisting 12 510912	Computerized Tomography 12 510913	Magnetic Resonance Imaging 12 510914	Medical Laboratory Technican 12 511004	Alcohol/Drug Abuse Counseling 12 511501	Psychiatric/Mental Health Services Technican 12 511502
522	Belleville	34	0	0	0	0	0	0	39	0	0
503	Black Hawk	70	0	0	0	0	0	0	0	0	0
508	Chicago	(89)	(0)	(16)	(45)	(16)	(0)	(0)	(102)	(330)	(38)
	Daley	0	0	0	0	0	0	0	0	0	0
	Kennedy-King	0	0	0	0	0	0	0	0	0	8
	Malcolm X	48	0	0	45	16	0	0	102	0	0
	Olive-Harvey	41	0	0	0	0	0	0	0	0	0
	Truman	0	0	0	0	0	0	0	0	0	0
	Washington	0	0	0	0	0	0	0	0	330	30
	Wilbur Wright	0	0	16	0	0	0	0	0	0	0
507	Danville	0	0	0	0	0	0	0	0	57	0
502	DuPage	133	0	0	0	0	0	0	0	236	0
509	Elgin	0	72	0	0	0	0	0	36	19	1
512	Harper	0	9	0	0	0	0	0	0	0	0
540	Heartland	0	0	0	0	0	0	0	0	0	0
519	Highland	0	0	0	0	0	0	0	0	0	0
514	Illinois Central	138	131	0	0	0	0	0	93	0	0
529	Illinois Eastern	(0)	(0)	(0)	(0)	(0)	(0)	(0)	(0)	(0)	(0)
	Frontier	0	0	0	0	0	0	0	0	0	0
	Lincoln Trail	0	0	0	0	0	0	0	0	0	0
	Olney Central	0	0	0	0	0	0	0	0	0	0
	Wabash	0	0	0	0	0	0	0	0	0	0
513	Illinois Valley	0	0	0	0	0	0	0	0	0	0
525	Joliet	0	0	0	0	0	0	0	0	0	0
520	Kankakee	50	0	0	0	0	0	0	54	0	0
501	Kaskaskia	22	0	0	0	0	0	0	0	0	0
523	Kishwaukee	0	0	0	0	0	0	0	0	0	0
532	Lake County	0	0	0	0	0	0	0	114	126	0
517	Lake Land	0	0	0	0	0	0	0	0	0	0
536	Lewis & Clark	0	0	0	0	0	0	0	108	0	0
526	Lincoln Land	31	0	0	0	0	0	0	0	0	0
530	Logan	0	0	0	0	0	0	0	13	0	0
528	McHenry	0	0	0	0	0	0	0	0	0	0
524	Moraine Valley	51	0	0	0	0	0	0	45	173	0
527	Morton	0	0	0	0	0	0	0	0	0	0
535	Oakton	0	0	0	0	0	0	0	38	0	0
505	Parkland	36	12	0	0	21	0	0	0	0	0
515	Prairie State	0	0	0	0	0	0	0	0	65	54
521	Rend Lake	0	0	0	0	0	0	0	8	0	0
537	Richland	0	0	0	0	0	0	0	0	0	0
511	Rock Valley	88	0	0	0	0	0	0	0	0	0
518	Sandburg	0	0	0	0	0	0	0	0	0	0
506	Sauk Valley	0	0	0	0	0	0	0	54	0	0
531	Shawnee	0	0	0	0	0	0	0	2	0	0
510	South Suburban	0	0	0	0	0	0	0	0	0	58
533	Southeastern	0	0	0	0	0	0	0	6	0	12
534	Spoon River	0	0	0	0	0	0	0	0	0	0
601	State Comm. Coll.	0	0	0	0	0	0	0	0	42	0
504	Triton	62	70	64	0	0	15	49	5	142	0
516	Waubonsee	29	0	0	0	0	0	0	0	35	0
539	Wood	0	0	0	0	0	0	0	0	0	0
	TOTALS	833	294	80	45	37	15	49	717	1,225	163

SOURCE OF DATA: A1 Submission

Illinois Community College Board
Table III-3
ANNUAL UNDUPLICATED ENROLLMENT BY ACADEMIC PROGRAM BY COLLEGE
FOR FISCAL YEAR 1994

Dist. No.	District/College	Developmental Disabilities/Habilitation Aide 12 511504	Nursing (R.N. Training) 12 511601	Practical Nurse (L.P.N. Training) 12 511613	Nurse Assistant/Aide 12 511614	Ophthalmic Medical Technologist 12 511803	Medical Laboratory Aide/Phlebotomy 12 512602	Therapeutic Recreational Assisting 12 512604	Allied Health Course Enrollees 12 519999	Business Administration & Management, Gneral 12 520201	Logistics & Materials Management 12 520203
522	Belleville	0	156	0	160	0	0	0	1,436	362	0
503	Black Hawk	0	692	235	79	0	0	0	0	198	0
508	Chicago	(0)	(1,112)	(567)	(194)	(0)	(0)	(0)	(0)	(219)	(0)
	Daley	0	180	0	0	0	0	0	0	32	0
	Kennedy-King	0	271	0	0	0	0	0	0	11	0
	Malcolm X	0	190	0	0	0	0	0	0	5	0
	Olive-Harvey	0	210	0	0	0	0	0	0	60	0
	Truman	0	261	0	0	0	0	0	0	48	0
	Washington	0	0	567	194	0	0	0	0	30	0
	Wilbur Wright	0	0	0	0	0	0	0	0	33	0
507	Danville	0	0	64	55	0	0	0	29	0	0
502	DuPage	0	924	12	0	0	0	0	0	362	0
509	Elgin	0	907	1	0	0	0	0	0	165	0
512	Harper	3	795	3	0	0	0	0	538	62	0
540	Heartland	0	115	43	0	0	0	0	0	0	10
519	Highland	0	218	136	35	0	0	0	1	95	0
514	Illinois Central	0	886	168	80	0	0	0	118	468	5
529	Illinois Eastern	(0)	(238)	(84)	(80)	(0)	(0)	(0)	(1)	(0)	(0)
	Frontier	0	0	0	30	0	0	0	0	0	0
	Lincoln Trail	0	0	0	16	0	0	0	1	0	0
	Olney Central	0	238	84	28	0	0	0	0	0	0
	Wabash	0	0	0	6	0	0	0	0	0	0
513	Illinois Valley	0	187	46	56	0	0	0	127	76	0
525	Joliet	0	371	0	135	0	0	0	944	0	0
520	Kankakee	0	460	206	8	0	0	0	426	0	0
501	Kaskaskia	0	260	74	44	0	0	0	11	148	0
523	Kishwaukee	0	96	16	40	0	0	0	49	51	0
532	Lake County	0	337	0	0	0	0	0	962	517	0
517	Lake Land	0	307	190	111	0	0	0	0	0	0
536	Lewis & Clark	0	715	0	165	0	0	0	98	118	0
526	Lincoln Land	0	226	0	90	0	0	0	0	231	0
530	Logan	0	88	129	71	0	0	0	0	0	0
528	McHenry	4	0	0	98	0	0	0	93	147	0
524	Moraine Valley	0	223	0	1	0	116	75	63	779	0
527	Morton	0	148	0	20	0	0	0	0	15	0
535	Oakton	0	185	0	0	0	0	0	0	0	18
505	Parkland	0	454	50	69	0	0	0	91	164	14
515	Prairie State	0	817	0	22	0	0	0	0	0	0
521	Rend Lake	0	99	197	131	0	0	0	12	50	0
537	Richland	0	262	0	0	0	0	0	72	129	12
511	Rock Valley	0	302	0	260	0	0	0	0	502	76
518	Sandburg	0	208	81	38	0	0	0	0	0	0
506	Sauk Valley	0	225	86	22	0	0	0	0	90	0
531	Shawnee	0	69	160	57	0	0	0	0	38	0
510	South Suburban	0	1,359	257	107	0	0	0	0	0	5
533	Southeastern	0	69	201	0	0	0	0	0	122	0
534	Spoon River	0	0	159	97	0	0	0	3	0	0
601	State Comm. Coll.	0	54	0	125	0	0	0	0	0	0
504	Triton	0	431	266	135	58	0	72	33	391	0
516	Waubonsee	0	701	0	82	0	0	0	83	139	44
539	Wood	0	101	144	90	0	0	0	39	89	0
	TOTALS	7	14,797	3,575	2,757	58	116	147	5,229	5,727	184

SOURCE OF DATA: A1 Submission

Illinois Community College Board
Table III-3
ANNUAL UNDUPLICATED ENROLLMENT BY ACADEMIC PROGRAM BY COLLEGE
FOR FISCAL YEAR 1994

Dist. No.	District/College	Office Supervision & Management 12 520204	Operations Management & Supervision 12 520205	Accounting Technician 12 520302	Administrative Asst./Secretarial Science, General 12 520401	Executive Assistant/Secretary 12 520402	Legal Administrative Assistant/Secretary 12 520403	Medical Administrative Assistant/Secretary 12 520404	Court Reporter 12 520405	Information Processing/Data Entry Technician 12 520407
522	Belleville	0	0	118	301	0	12	5	0	56
503	Black Hawk	37	0	183	147	0	47	3	0	105
508	Chicago	(0)	(0)	(1,090)	(335)	(0)	(11)	(24)	(0)	(58)
	Daley	0	0	216	29	0	2	12	0	0
	Kennedy-King	0	0	62	44	0	1	0	0	0
	Malcolm X	0	0	54	30	0	0	0	0	0
	Olive-Harvey	0	0	123	63	0	0	0	0	0
	Truman	0	0	174	64	0	3	6	0	3
	Washington	0	0	362	60	0	5	6	0	55
	Wilbur Wright	0	0	99	45	0	0	0	0	0
507	Danville	8	0	145	23	60	0	114	0	50
502	DuPage	37	0	495	383	0	55	0	0	0
509	Elgin	3	5	143	159	92	21	15	0	3
512	Harper	0	0	252	42	88	27	5	0	4
540	Heartland	0	0	0	292	0	0	0	0	12
519	Highland	33	0	93	62	0	0	0	0	0
514	Illinois Central	14	0	401	211	3	0	126	42	35
529	Illinois Eastern	(0)	(0)	(57)	(94)	(16)	(0)	(44)	(21)	(202)
	Frontier	0	0	0	38	0	0	0	0	94
	Lincoln Trail	0	0	0	17	16	0	0	0	40
	Olney Central	0	0	57	30	0	0	44	0	40
	Wabash	0	0	0	9	0	0	0	21	28
513	Illinois Valley	0	0	104	41	0	0	0	0	73
525	Joliet	0	57	164	257	0	18	0	0	464
520	Kankakee	0	0	173	144	0	50	41	0	59
501	Kaskaskia	1	0	97	25	98	0	0	0	0
523	Kishwaukee	0	11	26	58	0	10	0	0	6
532	Lake County	0	20	406	260	0	0	0	0	97
517	Lake Land	1	0	121	51	0	20	32	0	0
536	Lewis & Clark	0	28	139	94	0	37	0	56	11
526	Lincoln Land	10	0	77	62	6	0	30	0	81
530	Logan	0	0	136	8	28	46	0	0	0
528	McHenry	0	20	103	72	0	0	0	0	44
524	Moraine Valley	0	21	5	323	12	8	0	0	0
527	Morton	0	0	3	10	0	17	11	0	5
535	Oakton	24	141	509	410	33	0	0	0	0
505	Parkland	42	0	268	33	61	67	53	0	19
515	Prairie State	0	63	0	142	0	18	0	0	39
521	Rend Lake	0	0	31	43	0	35	31	0	0
537	Richland	0	4	113	333	0	9	0	0	132
511	Rock Valley	1	0	291	245	0	19	32	0	0
518	Sandburg	0	0	84	110	0	2	13	0	13
506	Sauk Valley	0	0	76	59	0	22	27	0	23
531	Shawnee	0	0	59	9	51	22	85	0	0
510	South Suburban	170	0	337	82	42	0	44	156	18
533	Southeastern	0	0	0	63	0	0	0	0	2
534	Spoon River	0	0	2	184	0	0	0	0	0
601	State Comm. Coll.	0	1	0	38	0	0	0	0	6
504	Triton	0	18	191	70	108	64	0	271	26
516	Waubonsee	0	34	303	123	41	18	20	0	27
539	Wood	0	0	20	95	11	20	30	0	26
	TOTALS	381	423	6,815	5,493	750	675	785	546	1,696

SOURCE OF DATA: A1 Submission

Illinois Community College Board
Table III-3
ANNUAL UNDUPLICATED ENROLLMENT BY ACADEMIC PROGRAM BY COLLEGE
FOR FISCAL YEAR 1994

Dist. No.	District/College	General Office/Clerical & Typing Services 12 520408	Enterprise Mgmt. & Operations, General 12 520701	Banking & Financial Support Services 12 520803	Investments & Securities 12 520807	Hotel/Motel & Restaurant Management 12 520902	Human Resources Management 12 521001	Labor/Personnel Relations & Studies 12 521002	International Business 12 521101	MIS/Business Data Processing 12 521201
522	Belleville	23	48	49	0	0	0	0	0	0
503	Black Hawk	0	6	163	0	50	0	12	0	0
508	Chicago	(128)	(0)	(73)	(0)	(48)	(0)	(0)	(28)	(0)
	Daley	0	0	0	0	0	0	0	0	0
	Kennedy-King	2	0	0	0	0	0	0	0	0
	Malcolm X	0	0	0	0	0	0	0	0	0
	Olive-Harvey	1	0	0	0	0	0	0	0	0
	Truman	5	0	0	0	0	0	0	0	0
	Washington	120	0	73	0	48	0	0	28	0
	Wilbur Wright	0	0	0	0	0	0	0	0	0
507	Danville	18	0	1	0	0	0	0	0	0
502	DuPage	0	0	0	0	144	0	0	0	0
509	Elgin	1	0	0	0	0	0	0	0	0
512	Harper	27	5	86	0	0	0	0	35	0
540	Heartland	0	5	0	0	0	0	0	0	5
519	Highland	14	0	0	0	0	10	0	0	0
514	Illinois Central	37	0	71	0	0	0	0	0	0
529	Illinois Eastern	(0)	(0)	(10)	(0)	(0)	(0)	(0)	(0)	(0)
	Frontier	0	0	0	0	0	0	0	0	0
	Lincoln Trail	0	0	10	0	0	0	0	0	0
	Olney Central	0	0	0	0	0	0	0	0	0
	Wabash	0	0	0	0	0	0	0	0	0
513	Illinois Valley	49	0	0	0	0	0	0	0	0
525	Joliet	24	0	0	0	0	6	0	0	0
520	Kankakee	3	0	0	0	0	0	0	0	0
501	Kaskaskia	14	0	0	0	0	0	0	0	0
523	Kishwaukee	8	3	0	0	0	0	0	0	0
532	Lake County	0	0	0	0	0	0	0	0	0
517	Lake Land	24	0	2	0	0	0	0	0	0
536	Lewis & Clark	31	3	11	0	23	2	0	0	0
526	Lincoln Land	15	0	0	0	0	0	0	0	0
530	Logan	46	0	27	0	0	0	0	0	0
528	McHenry	0	20	0	0	0	0	0	4	0
524	Moraine Valley	3	0	108	0	0	0	0	0	0
527	Morton	0	0	0	0	0	0	0	0	0
535	Oakton	0	0	35	13	186	2	0	0	0
505	Parkland	12	0	22	0	45	0	0	0	0
515	Prairie State	0	13	25	0	1	0	0	0	0
521	Rend Lake	0	92	0	0	0	0	0	0	0
537	Richland	1	0	2	0	0	0	0	0	0
511	Rock Valley	0	56	176	0	12	0	0	18	0
518	Sandburg	18	0	1	0	0	7	0	0	0
506	Sauk Valley	10	0	9	0	0	0	0	0	0
531	Shawnee	19	0	0	0	4	0	0	0	0
510	South Suburban	22	109	67	0	0	0	0	0	0
533	Southeastern	25	0	0	0	0	0	0	0	0
534	Spoon River	27	0	42	0	0	0	0	0	0
601	State Comm. Coll.	3	3	0	0	0	0	0	0	0
504	Triton	8	8	0	0	89	29	0	0	0
516	Waubonsee	62	93	72	0	0	0	0	0	0
539	Wood	50	0	0	0	0	0	0	0	0
	TOTALS	722	464	1,052	13	602	56	12	85	5

SOURCE OF DATA: A1 Submission

Illinois Community College Board
Table III-3
ANNUAL UNDUPLICATED ENROLLMENT BY ACADEMIC PROGRAM BY COLLEGE
FOR FISCAL YEAR 1994

Dist. No.	District/College	Business Computer Programming/Programmer 12 521202	Business Computer Facilities Operator 12 521205	Real Estate 12 521501	Busienss Mgmt. & Administrative Services Course Enrollees 12 529999	General Studies	Vocational Skills	Adult Basic Education	Adult Secondary Education	Total
522	Belleville	693	7	14	2,666	0	288	1,928	25	24,187
503	Black Hawk	223	1	4	1	521	1,210	1,540	1,039	14,161
508	Chicago	(1,027)	(65)	(12)	(1,468)	(4,209)	(18,988)	(38,152)	(6,296)	(170,067)
	Daley	194	0	0	39	153	1,238	1,618	87	14,799
	Kennedy-King	143	0	3	221	231	1,293	6,879	544	18,450
	Malcolm X	51	0	1	56	101	965	15,372	1,800	33,352
	Olive-Harvey	166	0	0	65	183	3,277	4,081	1,014	15,340
	Truman	196	65	0	69	1,123	2,216	4,284	201	35,329
	Washington	233	0	8	679	2,036	6,653	2,826	1,180	29,553
	Wilbur Wright	44	0	0	339	382	3,346	3,092	1,470	23,244
507	Danville	84	80	23	69	0	358	270	252	4,758
502	DuPage	707	91	172	0	6,865	15,999	3,708	954	54,940
509	Elgin	825	23	273	0	0	2,215	2,848	261	16,837
512	Harper	472	4	50	1,857	607	191	2,796	12	28,143
540	Heartland	8	0	0	0	0	108	0	1	4,054
519	Highland	56	0	0	200	1,192	2,388	526	333	7,415
514	Illinois Central	390	6	49	674	449	175	506	20	19,659
529	Illinois Eastern	(26)	(0)	(0)	(302)	(1,664)	(2,768)	(418)	(218)	(25,133)
	Frontier	0	0	0	237	325	2,581	241	79	5,892
	Lincoln Trail	26	0	0	1	12	128	129	44	1,969
	Olney Central	0	0	0	60	16	14	46	34	2,028
	Wabash	0	0	0	4	1,311	45	2	61	15,244
513	Illinois Valley	33	22	0	772	222	0	210	248	6,538
525	Joliet	209	0	82	41	204	130	1,114	388	16,014
520	Kankakee	80	0	0	295	1,065	1,222	1,045	475	9,521
501	Kaskaskia	76	0	0	35	579	135	167	449	5,728
523	Kishwaukee	19	0	10	360	311	9	548	233	5,579
532	Lake County	442	66	110	1,578	520	451	1,308	272	25,059
517	Lake Land	107	51	0	0	0	2,525	452	156	9,280
536	Lewis & Clark	101	0	27	736	345	112	441	340	8,972
526	Lincoln Land	253	0	21	0	1,890	583	0	773	16,182
530	Logan	155	0	66	19	0	489	135	404	8,572
528	McHenry	230	0	78	903	0	279	978	312	9,613
524	Moraine Valley	603	67	104	564	0	1,654	1,274	834	22,794
527	Morton	28	0	1	0	134	396	2,115	259	7,398
535	Oakton	896	0	305	57	106	4,608	3,166	331	27,849
505	Parkland	348	19	29	1,112	0	0	376	250	14,598
515	Prairie State	137	43	47	0	121	40	827	635	9,828
521	Rend Lake	39	0	0	139	0	3,834	134	245	8,866
537	Richland	66	0	12	366	139	8	671	223	6,991
511	Rock Valley	453	0	2	0	306	2,186	698	18	14,105
518	Sandburg	85	0	17	0	36	649	69	385	4,885
506	Sauk Valley	52	5	7	0	14	654	41	239	4,638
531	Shawnee	142	0	0	0	98	375	41	344	3,768
510	South Suburban	256	0	36	0	4,139	106	1,489	548	17,567
533	Southeastern	118	0	27	0	208	1,343	255	433	5,809
534	Spoon River	63	0	0	107	0	300	242	222	3,986
601	State Comm. Coll.	36	4	0	0	4	287	129	116	1,732
504	Triton	249	30	95	684	5	9,571	2,146	1,366	31,419
516	Waubonsee	133	5	68	769	954	247	1,177	352	11,184
539	Wood	3	0	0	41	32	17	282	285	4,447
	TOTALS	9,923	589	1,741	15,815	26,939	76,898	74,222	20,546	692,276

SOURCE OF DATA: A1 Submission

Illinois Community College Board

Table III-4

SUMMARY OF ANNUAL UNDUPLICATED HEADCOUNT ENROLLMENT BY AGE
FOR FISCAL YEAR 1994

Dist. No.	District/College	Mean Age	Median Age	16 & Under	17-20	21-24	25-30	31-39	40-55	Over 55	Unknown
522	Belleville	30.84	27.92	121	5,667	4,319	3,891	5,061	4,275	795	58
503	Black Hawk	30.94	26.42	154	3,829	2,390	2,133	2,514	2,256	688	197
508	Chicago	(30.60)	(26.94)	(1,680)	(34,878)	(34,386)	(34,060)	(33,041)	(23,731)	(8,221)	(70)
	Daley	28.58	25.17	65	3,630	3,562	2,860	2,645	1,717	312	8
	Kennedy-King	33.86	29.42	150	3,416	3,170	3,293	3,767	2,639	2,009	6
	Malcolm X	28.82	26.00	409	7,269	7,516	7,125	6,637	3,699	689	8
	Olive-Harvey	29.47	25.25	235	4,242	3,053	2,440	2,597	2,179	581	13
	Truman	32.63	28.75	233	5,335	6,833	7,703	7,035	5,554	2,629	7
	Washington	32.00	28.92	257	4,626	5,456	6,512	6,351	4,898	1,438	15
	Wilbur Wright	28.81	25.08	331	6,360	4,796	4,127	4,009	3,045	563	13
507	Danville	30.42	27.17	13	1,333	741	673	932	859	139	68
502	DuPage	31.38	26.83	200	13,215	10,782	8,735	9,556	8,950	3,110	392
509	Elgin	30.15	26.83	323	4,032	3,085	2,826	3,295	2,764	486	26
512	Harper	28.80	25.00	64	7,773	6,193	4,798	4,871	3,832	539	73
540	Heartland	28.56	23.92	8	1,162	1,033	564	659	529	93	6
519	Highland	35.30	33.25	38	1,179	704	866	1,494	1,542	542	1,050
514	Illinois Central	29.61	25.58	67	5,649	3,693	2,841	3,558	3,258	471	122
529	Illinois Eastern	(34.96)	(32.34)	(558)	(2,571)	(1,819)	(2,586)	(6,216)	(8,720)	(2,645)	(18)
	Frontier	37.57	35.25	450	575	514	757	1,326	1,437	828	5
	Lincoln Trail	32.47	28.92	28	482	273	289	377	378	141	1
	Olney Central	28.59	24.17	21	742	307	269	350	277	61	1
	Wabash	41.21	41.00	59	772	725	1,271	4,163	6,628	1,615	11
513	Illinois Valley	29.62	25.25	77	2,086	1,013	821	1,192	1,103	178	68
525	Joliet	29.75	26.08	98	4,736	2,695	2,219	3,185	2,709	370	2
520	Kankakee	30.20	26.17	425	2,442	1,415	1,263	1,669	1,535	409	363
501	Kaskaskia	28.91	25.42	42	1,813	899	858	1,135	833	100	48
523	Kishwaukee	28.10	24.00	60	1,530	1,411	854	938	677	97	12
532	Lake County	30.54	27.67	67	5,630	4,702	4,535	5,250	4,167	704	4
517	Lake Land	29.84	26.67	98	2,537	1,542	1,491	1,839	1,546	226	1
536	Lewis & Clark	30.21	25.92	42	2,487	1,491	1,281	1,565	1,262	420	424
526	Lincoln Land	30.76	27.92	62	3,363	2,511	2,450	3,187	2,367	480	1,762
530	Logan	28.28	23.84	80	2,457	2,180	1,286	1,302	1,006	243	18
528	McHenry	30.86	28.08	83	2,387	1,571	1,441	1,967	1,835	287	42
524	Moraine Valley	27.66	23.58	82	7,459	4,831	3,319	3,631	2,709	283	480
527	Morton	29.96	26.58	25	1,731	1,499	1,384	1,469	1,053	236	1
535	Oakton	32.78	28.83	87	5,749	5,212	4,265	4,981	5,637	1,915	3
505	Parkland	29.03	25.00	69	3,854	3,330	2,340	2,663	1,964	356	22
515	Prairie State	30.01	25.92	68	2,608	1,907	1,442	1,819	1,512	341	131
521	Rend Lake	35.37	34.67	32	1,383	985	1,169	2,069	2,534	560	134
537	Richland	29.79	26.92	21	1,906	1,150	1,081	1,487	1,119	140	87
511	Rock Valley	31.07	28.50	35	3,105	2,485	2,372	3,108	2,591	406	3
518	Sandburg	31.07	27.75	40	1,294	733	706	957	872	211	72
506	Sauk Valley	30.05	26.25	30	1,353	778	608	870	857	121	21
531	Shawnee	30.98	27.83	57	1,006	579	501	760	716	148	1
510	South Suburban	31.44	28.00	127	4,023	2,934	2,430	3,374	2,939	841	899
533	Southeastern	30.46	27.58	343	1,355	775	870	1,196	989	208	73
534	Spoon River	28.73	23.75	21	1,183	959	509	662	515	125	12
601	State Comm Coll	28.46	25.08	15	438	398	333	303	206	33	6
504	Triton	30.11	26.67	254	5,817	4,881	4,332	4,649	4,032	753	6,701
516	Waubonsee	29.70	25.92	119	2,997	2,131	1,720	2,094	1,833	290	0
539	Wood	30.36	26.83	39	1,134	808	684	883	740	152	7
	TOTALS/AVE	30.80	27.17	5,824	161,151	126,950	112,537	131,401	112,574	28,362	13,477

SOURCE OF DATA: A1 Submission

Illinois Community College Board
Table III-5
SUMMARY OF ANNUAL UNDUPLICATED HEADCOUNT ENROLLMENT BY ETHNIC ORIGIN
FOR FISCAL YEAR 1994

Dist. No.	District/College	Asian or Pacific Islander	American Indian or Alaskan	Black Non-Hispanic	Hispanic	White Non-Hispanic	Non-Resident Alien	All Other or No Indication	Total
522	Belleville	483	179	1,925	372	21,149	79	0	24,187
503	Black Hawk	197	57	1,062	1,139	11,366	340	0	14,161
508	Chicago	(12,758)	(1,180)	(62,432)	(53,419)	(38,670)	(0)	(1,608)	(170,067)
	Daley	391	61	2,646	6,205	5,388	0	108	14,799
	Kennedy-King	862	103	10,580	4,580	2,287	0	38	18,450
	Malcolm X	870	308	14,976	14,449	2,410	0	339	33,352
	Olive-Harvey	89	100	12,251	2,373	482	0	45	15,340
	Truman	5,904	220	3,782	15,039	10,078	0	306	35,329
	Washington	3,000	252	15,493	4,304	6,053	0	451	29,553
	Wilbur Wright	1,642	136	2,704	6,469	11,972	0	321	23,244
507	Danville	38	10	382	75	4,251	2	0	4,758
502	DuPage	4,693	92	1,595	3,594	43,552	14	1,400	54,940
509	Elgin	676	56	654	3,305	12,144	2	0	16,837
512	Harper	1,908	52	720	2,987	21,849	627	0	28,143
540	Heartland	84	10	279	60	3,616	5	0	4,054
519	Highland	72	18	401	59	6,855	10	0	7,415
514	Illinois Central	267	48	1,453	192	17,291	16	392	19,659
529	Illinois Eastern	(77)	(27)	(338)	(228)	(24,358)	(105)	(0)	(25,133)
	Frontier	21	4	3	9	5,854	1	0	5,892
	Lincoln Trail	10	8	221	41	1,675	14	0	1,969
	Olney Central	15	2	15	13	1,962	21	0	2,028
	Wabash	31	13	99	165	14,867	69	0	15,244
513	Illinois Valley	65	8	139	256	6,067	3	0	6,538
525	Joliet	211	33	1,296	1,020	13,437	17	0	16,014
520	Kankakee	81	23	1,094	238	8,074	11	0	9,521
501	Kaskaskia	39	29	456	122	5,076	6	0	5,728
523	Kishwaukee	170	18	331	434	4,612	14	0	5,579
532	Lake County	923	95	1,999	2,920	18,477	645	0	25,059
517	Lake Land	55	42	588	107	8,476	12	0	9,280
536	Lewis & Clark	76	21	574	51	8,238	12	0	8,972
526	Lincoln Land	117	27	1,048	170	14,791	29	0	16,182
530	Logan	231	28	433	57	7,797	26	0	8,572
528	McHenry	94	9	22	801	8,667	20	0	9,613
524	Moraine Valley	301	139	1,037	1,022	19,952	343	0	22,794
527	Morton	135	19	47	2,370	4,178	649	0	7,398
535	Oakton	3,702	72	1,060	1,458	21,557	0	0	27,849
505	Parkland	523	61	1,680	268	11,655	411	0	14,598
515	Prairie State	155	27	2,519	866	5,471	9	781	9,828
521	Rend Lake	31	13	386	154	8,274	8	0	8,866
537	Richland	59	18	913	29	5,971	1	0	6,991
511	Rock Valley	332	61	801	550	12,314	47	0	14,105
518	Sandburg	21	17	387	142	4,295	23	0	4,885
506	Sauk Valley	47	26	48	249	4,268	0	0	4,638
531	Shawnee	35	9	480	71	3,173	0	0	3,768
510	South Suburban	220	71	5,735	1,338	9,971	232	0	17,567
533	Southeastern	23	21	1,233	219	4,309	4	0	5,809
534	Spoon River	79	7	210	22	3,637	31	0	3,986
601	State Comm. Coll.	6	1	1,689	4	32	0	0	1,732
504	Triton	1,226	72	4,494	3,359	22,189	79	0	31,419
516	Waubonsee	116	91	679	1,889	8,404	5	0	11,184
539	Wood	35	8	150	24	4,221	9	0	4,447
	TOTALS	30,361	2,795	102,769	85,640	462,684	3,846	4,181	692,276

SOURCE OF DATA: A1 Submission

Illinois Community College Board
Table III-6
HIGHEST DEGREE PREVIOUSLY EARNED FOR FISCAL YEAR 1994
ILLINOIS PUBLIC COMMUNITY COLLEGE STUDENTS

Dist. No.	District	GED	High School Diploma	Some College	Certificate	Assoc Degree	Bach Degree	Masters Degree	1st Prof* Degree	Doctoral Degree	Unknown/ Other	TOTAL
522	Belleville	1,534	15,569	0	1,069	1,297	1,296	443	16	43	2,920	24,187
503	Black Hawk	1,028	6,750	828	361	586	627	180	9	21	3,771	14,161
508	Chicago	(5,530)	(52,844)	(0)	(0)	(78)	(427)	(76)	(3)	(10)	(111,099)	(170,067)
	Daley	682	6,872	0	0	5	18	4	0	0	7,218	14,799
	Kennedy-King	545	3,650	0	0	10	37	4	0	2	14,202	18,450
	Malcolm X	631	3,816	0	0	15	49	3	0	2	28,836	33,352
	Olive-Harvey	510	4,873	0	0	3	5	2	0	0	9,947	15,340
	Truman	845	10,726	0	0	0	12	3	0	0	23,743	35,329
	Washington	1,456	13,438	0	0	35	196	46	3	6	14,373	29,553
	Wright	861	9,469	0	0	10	110	14	0	0	12,780	23,244
507	Danville	480	2,613	0	169	201	154	29	6	2	1,104	4,758
502	DuPage	267	33,864	1,208	16	2,127	6,825	1,948	35	238	8,412	54,940
509	Elgin	230	7,739	0	162	560	13	2	0	0	8,131	16,837
512	Harper	0	5,623	0	15	181	916	130	0	20	21,258	28,143
540	Heartland	177	2,741	0	46	179	201	33	0	13	664	4,054
519	Highland	64	1,066	28	47	361	37	14	1	3	5,794	7,415
514	Illinois Central	877	9,281	2,027	494	2,077	1,032	226	4	20	3,621	19,659
529	Illinois Eastern	(922)	(10,676)	(0)	(511)	(735)	(372)	(63)	(5)	(5)	(11,844)	(25,133)
	Frontier	123	867	0	53	63	23	2	0	0	4,761	5,892
	Lincoln Trail	53	680	0	12	37	8	3	0	0	1,176	1,969
	Olney Central	101	979	0	19	36	4	2	1	1	885	2,028
	Wabash Valley	645	8,150	0	427	599	337	56	4	4	5,022	15,244
513	Illinois Valley	0	7	1	109	158	229	54	5	10	5,965	6,538
525	Joliet	384	10,155	0	0	40	57	11	0	1	5,366	16,014
520	Kankakee	464	4,337	0	380	365	363	104	6	14	3,488	9,521
501	Kaskaskia	84	4,102	436	0	0	0	0	0	0	1,106	5,728
523	Kishwaukee	206	2,986	560	163	407	185	37	5	3	1,027	5,579
532	Lake County	932	14,829	0	741	466	1,547	446	97	80	5,921	25,059
517	Lake Land	993	5,340	0	513	1,060	452	113	0	6	803	9,280
536	Lewis & Clark	507	5,209	511	324	474	336	107	7	12	1,485	8,972
526	Lincoln Land	676	9,628	4,389	0	1,278	0	0	0	1	210	16,182
530	Logan	24	8	5	102	275	29	0	0	0	8,129	8,572
528	McHenry	232	4,344	1,092	470	948	567	145	9	21	1,785	9,613
524	Moraine Valley	614	13,774	2,130	294	710	834	156	25	41	4,216	22,794
527	Morton	251	2,592	80	51	149	166	44	0	6	4,059	7,398
535	Oakton	375	9,255	6,059	342	504	2,615	683	0	107	7,909	27,849
505	Parkland	755	8,915	0	185	550	1,062	266	29	58	2,778	14,598
515	Prairie State	282	3,416	103	200	151	272	80	3	15	5,306	9,828
521	Rend Lake	824	4,523	0	242	495	470	96	9	20	2,187	8,866
537	Richland	1,369	4,590	0	63	649	99	27	0	1	193	6,991
511	Rock Valley	664	7,554	2,217	332	783	235	30	2	3	2,285	14,105
518	Sandburg	394	2,350	236	122	359	73	13	6	5	1,327	4,885
506	Sauk Valley	247	2,769	202	355	487	96	29	6	7	440	4,638
531	Shawnee	200	2,260	224	126	114	109	36	11	0	688	3,768
510	South Suburban	33	9,535	1,537	366	1,073	384	57	2	6	4,574	17,567
533	Southeastern	955	2,110	17	129	113	85	31	4	2	2,363	5,809
534	Spoon River	348	2,828	1	74	96	110	33	7	4	485	3,986
601	State Community	0	0	1,150	576	0	0	0	0	0	6	1,732
504	Triton	798	10,842	0	854	1,719	0	0	0	0	17,206	31,419
516	Waubonsee	449	7,215	0	267	511	611	142	10	19	1,960	11,184
539	Wood	244	594	89	25	16	19	4	0	0	3,456	4,447
	TOTALS	24,413	304,833	25,130	10,295	22,332	22,905	5,888	322	817	275,341	692,276

*Dental, Law, Medical, Pharmacy, Theology, Veterinary, etc.

SOURCE OF DATA: A1 Submission

Illinois Community College Board
Table III-7
SUMMARY OF TRANSFER AND GENERAL STUDIES DEGREES AND CERTIFICATES
AWARDED IN FISCAL YEAR 1994

Dist. No.	District/College	Associate in Arts	Associate in Science	Associate in Arts and Science	Associate in Liberal Studies & General Ed	Gen Studies Certificates	Grand Total Graduates in Transfer and General Studies Areas
522	Belleville	328	316	0	0	0	644
503	Black Hawk	259	60	0	21	0	340
508	Chicago	(626)	(425)	(0)	(201)	(5)	(1,257)
	Daley	167	52	0	3	0	222
	Kennedy-King	59	14	0	12	0	85
	Malcolm X	38	44	0	9	0	91
	Olive-Harvey	105	20	0	15	0	140
	Truman	43	204	0	53	0	300
	Washington	100	30	0	92	4	226
	Wilbur Wright	114	61	0	17	1	193
507	Danville	60	62	0	0	0	122
502	DuPage	896	214	0	49	0	1,159
509	Elgin	193	226	0	3	0	422
512	Harper	695	178	0	0	0	873
540	Heartland	53	9	0	0	0	62
519	Highland	71	104	0	2	1	178
514	Illinois Central	0	0	526	77	0	603
529	Illinois Eastern	(28)	(287)	(0)	(19)	(0)	(334)
	Frontier	0	42	0	0	0	42
	Lincoln Trail	10	60	0	9	0	79
	Olney Central	9	109	0	4	0	122
	Wabash	9	76	0	6	0	91
513	Illinois Valley	213	70	0	61	0	344
525	Joliet	313	104	0	17	0	434
520	Kankakee	82	17	0	30	0	129
501	Kaskaskia	179	11	0	20	0	210
523	Kishwaukee	95	181	0	0	0	276
532	Lake County	294	237	0	0	0	531
517	Lake Land	19	221	0	8	0	248
536	Lewis & Clark	19	211	0	0	0	230
526	Lincoln Land	390	103	0	0	0	493
530	Logan	191	133	0	0	0	324
528	McHenry	22	209	0	14	0	245
524	Moraine Valley	428	251	0	0	0	679
527	Morton	119	25	0	37	0	181
535	Oakton	219	16	0	0	0	235
505	Parkland	142	98	0	16	0	256
515	Prairie State	175	35	0	0	0	210
521	Rend Lake	106	96	0	0	0	202
537	Richland	77	127	0	1	0	205
511	Rock Valley	389	117	0	3	0	509
518	Sandburg	56	48	0	14	0	118
506	Sauk Valley	32	139	0	11	0	182
531	Shawnee	68	37	0	1	0	106
510	South Suburban	107	114	0	0	0	221
533	Southeastern	51	69	0	29	0	149
534	Spoon River	100	30	0	12	0	142
601	State Comm. College	27	20	0	0	0	47
504	Triton	118	105	0	23	0	246
516	Waubonsee	56	245	0	6	2	309
539	Wood	36	57	0	0	1	94
	TOTALS	7,332	5,007	526	675	9	13,549

SOURCE OF DATA: A1 Submission

Illinois Community College Board
Table III-8
SUMMARY OF OCCUPATIONAL DEGREES AND CERTIFICATES AWARDED
IN FISCAL YEAR 1994

Dist. No.	District/College	Associate in Applied Science	Certificates of One Year or More	Certificates of Less Than One Year	Vocational Skills Certificates	Total
522	Belleville	494	221	142	0	857
503	Black Hawk	289	200	91	0	580
508	Chicago	(1,065)	(511)	(1,590)	(85)	(3,251)
	Daley	272	38	31	0	341
	Kennedy-King	123	48	100	0	271
	Malcolm X	177	48	110	0	335
	Olive-Harvey	104	19	56	0	179
	Truman	144	128	122	84	478
	Washington	94	186	1,115	1	1,396
	Wilbur Wright	151	44	56	0	251
507	Danville	140	46	35	0	221
502	DuPage	499	235	528	0	1,262
509	Elgin	210	141	176	0	527
512	Harper	347	87	263	0	697
540	Heartland	9	3	0	0	12
519	Highland	84	47	15	7	153
514	Illinois Central	547	100	92	8	747
529	Illinois Eastern	(390)	(175)	(98)	(0)	(663)
	Frontier	22	9	41	0	72
	Lincoln Trail	54	15	11	0	80
	Olney Central	215	141	25	0	381
	Wabash	99	10	21	0	130
513	Illinois Valley	189	61	180	0	430
525	Joliet	327	59	64	0	450
520	Kankakee	184	73	4	0	261
501	Kaskaskia	259	186	30	0	475
523	Kishwaukee	127	29	106	0	262
532	Lake County	299	52	83	0	434
517	Lake Land	260	166	142	18	586
536	Lewis & Clark	242	78	231	0	551
526	Lincoln Land	283	80	361	0	724
530	Logan	194	147	12	0	353
528	McHenry	49	45	175	0	269
524	Moraine Valley	341	79	189	0	609
527	Morton	166	52	25	0	243
535	Oakton	145	44	101	0	290
505	Parkland	496	116	20	0	632
515	Prairie State	198	82	20	0	300
521	Rend Lake	171	110	185	0	466
537	Richland	139	29	26	0	194
511	Rock Valley	190	92	389	0	671
518	Sandburg	138	126	1	0	265
506	Sauk Valley	143	35	78	0	256
531	Shawnee	95	117	30	0	242
510	South Suburban	279	77	226	0	582
533	Southeastern	121	259	219	0	599
534	Spoon River	55	75	22	0	152
601	State Comm. College	54	14	25	0	93
504	Triton	459	185	131	0	775
516	Waubonsee	130	53	397	0	580
539	Wood	51	46	125	0	222
	TOTALS	9,858	4,333	6,627	118	20,936

SOURCE OF DATA: A1 Submission

Illinois Community College Board
Table III-9
SUMMARY OF ADULT BASIC AND ADULT SECONDARY CERTIFICATES
AWARDED IN FISCAL YEAR 1994

Dist. No.	District/College	ABE	ASE GED	ASE Unspecified	Total
522	Belleville	21	0	0	21
503	Black Hawk	0	299	0	299
508	Chicago	(1)	(3)	(0)	(4)
	Daley	0	0	0	0
	Kennedy-King	1	0	0	1
	Malcolm X	0	1	0	1
	Olive-Harvey	0	1	0	1
	Truman	0	1	0	1
	Washington	0	0	0	0
	Wilbur Wright	0	0	0	0
507	Danville	0	0	0	0
502	DuPage	0	0	0	0
509	Elgin	0	0	0	0
512	Harper	0	22	0	22
540	Heartland	0	0	0	0
519	Highland	0	47	0	47
514	Illinois Central	0	0	1	1
529	Illinois Eastern	(0)	(0)	(0)	(0)
	Frontier	0	0	0	0
	Lincoln Trail	0	0	0	0
	Olney Central	0	0	0	0
	Wabash	0	0	0	0
513	Illinois Valley	0	51	0	51
525	Joliet	0	0	0	0
520	Kankakee	0	36	0	36
501	Kaskaskia	0	120	0	120
523	Kishwaukee	0	112	0	112
532	Lake County	0	27	0	27
517	Lake Land	0	0	0	0
536	Lewis & Clark	0	0	0	0
526	Lincoln Land	0	0	0	0
530	Logan	128	0	12	140
528	McHenry	0	0	128	128
524	Moraine Valley	0	17	0	17
527	Morton	0	0	0	0
535	Oakton	0	0	0	0
505	Parkland	0	0	0	0
515	Prairie State	0	0	0	0
521	Rend Lake	0	111	0	111
537	Richland	0	129	0	129
511	Rock Valley	0	0	0	0
518	Sandburg	0	86	0	86
506	Sauk Valley	0	0	0	0
531	Shawnee	0	29	0	29
510	South Suburban	91	199	0	290
533	Southeastern	0	57	0	57
534	Spoon River	0	0	0	0
601	State Comm. College	0	0	5	5
504	Triton	0	19	0	19
516	Waubonsee	0	0	0	0
539	Wood	7	36	0	43
	TOTALS	248	1,400	146	1,794

SOURCE OF DATA: A1 Submission

Illinois Community College Board
Table III-10
ANNUAL DUPLICATED COMPLETERS BY ACADEMIC PROGRAM BY COLLEGE
FOR FISCAL YEAR 1994

Dist. No.	District/College	Associate in General Studies	Associate in Arts	Associate in Science	Associate in Arts & Science	Agricultural Business & Mgmt., General 12 010101	Agricultural Mechanics, General 12 010201	Agricultural Production, General 12 010301	Animal Production 12 010302	Crop Production Operations & Management 12 010304	Agricultural Supplies 12 010501
522	Belleville	0	328	316	0	0	0	0	0	0	0
503	Black Hawk	21	259	60	0	8	0	17	33	0	0
508	Chicago	(201)	(626)	(425)	(0)	(0)	(0)	(0)	(0)	(0)	(0)
	Daley	3	167	52	0	0	0	0	0	0	0
	Kennedy-King	12	59	14	0	0	0	0	0	0	0
	Malcolm X	9	38	44	0	0	0	0	0	0	0
	Olive-Harvey	15	105	20	0	0	0	0	0	0	0
	Truman	53	43	204	0	0	0	0	0	0	0
	Washington	92	100	30	0	0	0	0	0	0	0
	Wilbur Wright	17	114	61	0	0	0	0	0	0	0
507	Danville	0	60	62	0	2	2	0	0	0	0
502	DuPage	49	896	214	0	0	0	0	0	0	0
509	Elgin	3	193	226	0	0	0	0	0	0	0
512	Harper	0	695	178	0	0	0	0	0	0	0
540	Heartland	0	53	9	0	0	0	0	0	0	0
519	Highland	2	71	104	0	0	0	3	0	0	0
514	Illinois Central	77	0	0	526	8	10	0	0	0	0
529	Illinois Eastern	(19)	(28)	(287)	(0)	(13)	(0)	(5)	(0)	(0)	(0)
	Frontier	0	0	42	0	0	0	0	0	0	0
	Lincoln Trail	9	10	60	0	0	0	0	0	0	0
	Olney Central	4	9	109	0	0	0	0	0	0	0
	Wabash	6	9	76	0	13	0	5	0	0	0
513	Illinois Valley	61	213	70	0	0	0	3	0	0	2
525	Joliet	17	313	104	0	19	0	23	0	0	0
520	Kankakee	30	82	17	0	2	0	0	0	0	0
501	Kaskaskia	20	179	11	0	5	0	0	0	0	0
523	Kishwaukee	0	95	181	0	3	5	3	2	0	0
532	Lake County	0	294	237	0	0	0	0	0	0	0
517	Lake Land	8	19	221	0	12	6	3	0	1	0
536	Lewis & Clark	0	19	211	0	3	0	0	0	0	0
526	Lincoln Land	0	390	103	0	0	0	8	0	0	0
530	Logan	0	191	133	0	0	0	0	0	0	0
528	McHenry	14	22	209	0	0	0	0	0	0	0
524	Moraine Valley	0	428	251	0	0	0	0	0	0	0
527	Morton	37	119	25	0	0	0	0	0	0	0
535	Oakton	0	219	16	0	0	0	0	0	0	0
505	Parkland	16	142	98	0	8	0	0	4	0	0
515	Prairie State	0	175	35	0	0	0	0	0	0	0
521	Rend Lake	0	106	96	0	5	9	3	0	0	0
537	Richland	1	77	127	0	0	0	0	0	0	0
511	Rock Valley	3	389	117	0	0	0	0	0	0	0
518	Sandburg	14	56	48	0	0	0	2	0	0	0
506	Sauk Valley	11	32	139	0	0	0	0	0	0	0
531	Shawnee	1	68	37	0	1	0	0	0	0	0
510	South Suburban	0	107	114	0	0	0	0	0	0	0
533	Southeastern	29	51	69	0	0	0	0	0	0	0
534	Spoon River	12	100	30	0	0	13	6	0	0	0
601	State Comm. Coll.	0	27	20	0	0	0	0	0	0	0
504	Triton	23	118	105	0	0	0	0	0	0	0
516	Waubonsee	6	56	245	0	0	0	0	0	0	0
539	Wood	0	36	57	0	7	0	1	6	0	0
	TOTALS	675	7,332	5,007	526	96	45	77	45	1	2

SOURCE OF DATA: A1 Submission

Illinois Community College Board
Table III-10
ANNUAL DUPLICATED COMPLETERS BY ACADEMIC PROGRAM BY COLLEGE
FOR FISCAL YEAR 1994

Dist. No.	District/College	Horsehandling 12 010507	Horticulture, General 12 010601	Arboriculture 12 010602	Ornamental Horticulture 12 010603	Greenhouse Operations/Mgmt. 12 010604	Landscaping 12 010605	Nursery Operations/Mgmt. 12 010606	Turf Management 12 010607	Parks & Grounds Management 12 010610	Forestry Production/Processing, General 12 030401
522	Belleville	0	13	0	0	0	0	0	0	0	0
503	Black Hawk	14	12	0	0	0	0	0	0	0	0
508	Chicago	(0)	(0)	(0)	(0)	(0)	(0)	(0)	(0)	(0)	(0)
	Daley	0	0	0	0	0	0	0	0	0	0
	Kennedy-King	0	0	0	0	0	0	0	0	0	0
	Malcolm X	0	0	0	0	0	0	0	0	0	0
	Olive-Harvey	0	0	0	0	0	0	0	0	0	0
	Truman	0	0	0	0	0	0	0	0	0	0
	Washington	0	0	0	0	0	0	0	0	0	0
	Wilbur Wright	0	0	0	0	0	0	0	0	0	0
507	Danville	0	0	0	1	0	8	0	0	0	0
502	DuPage	0	11	0	4	3	2	0	1	0	0
509	Elgin	0	0	0	0	0	0	0	0	0	0
512	Harper	0	8	0	2	0	2	0	0	0	0
540	Heartland	0	0	0	0	0	0	0	0	0	0
519	Highland	0	0	0	0	0	0	0	0	0	0
514	Illinois Central	0	12	0	0	0	1	0	0	0	0
529	Illinois Eastern	(0)	(0)	(0)	(0)	(0)	(0)	(0)	(0)	(2)	(0)
	Frontier	0	0	0	0	0	0	0	0	0	0
	Lincoln Trail	0	0	0	0	0	0	0	0	0	0
	Olney Central	0	0	0	0	0	0	0	0	0	0
	Wabash	0	0	0	0	0	0	0	0	2	0
513	Illinois Valley	0	0	0	0	0	0	0	0	0	0
525	Joliet	0	18	0	4	0	0	0	0	0	0
520	Kankakee	0	0	0	0	0	0	0	0	0	0
501	Kaskaskia	0	12	0	0	0	0	0	0	0	0
523	Kishwaukee	0	0	0	4	5	6	4	3	0	0
532	Lake County	0	0	1	4	0	12	0	3	0	0
517	Lake Land	0	0	0	0	0	0	0	0	0	0
536	Lewis & Clark	0	0	0	0	0	0	0	0	0	0
526	Lincoln Land	0	0	0	0	0	2	0	0	0	0
530	Logan	0	0	0	0	0	0	0	0	0	0
528	McHenry	0	6	0	2	0	1	0	0	0	0
524	Moraine Valley	0	0	0	0	0	0	0	0	0	0
527	Morton	0	0	0	0	0	0	0	0	0	0
535	Oakton	0	0	0	0	0	0	0	0	0	0
505	Parkland	0	0	0	0	0	0	0	0	0	0
515	Prairie State	0	0	0	0	0	0	0	0	0	0
521	Rend Lake	0	3	0	0	0	0	0	0	0	0
537	Richland	0	7	0	0	0	0	0	0	0	0
511	Rock Valley	0	0	0	0	0	0	0	0	0	0
518	Sandburg	0	0	0	0	0	0	0	0	0	0
506	Sauk Valley	0	0	0	0	0	0	0	0	0	0
531	Shawnee	0	0	0	0	0	0	0	0	0	0
510	South Suburban	0	0	0	0	0	0	0	0	0	0
533	Southeastern	0	18	1	0	15	0	0	0	0	13
534	Spoon River	0	3	0	0	0	0	0	0	0	0
601	State Comm. Coll.	0	0	0	0	0	0	0	0	0	0
504	Triton	0	0	0	0	1	4	0	0	0	0
516	Waubonsee	0	0	0	0	0	0	0	0	0	0
539	Wood	0	1	0	0	0	0	0	0	0	0
	TOTALS	14	124	2	21	24	38	4	7	2	13

SOURCE OF DATA: A1 Submission

Illinois Community College Board
Table III-10
ANNUAL DUPLICATED COMPLETERS BY ACADEMIC PROGRAM BY COLLEGE
FOR FISCAL YEAR 1994

Dist. No.	District/College	Wildlife Management 12 030601	Fashion Merchandising 12 080102	Entrepreneurship 12 080301	Food Products Retail/Wholesale Operations 12 080601	Industrial Marketing 12 080702	Retailing 12 080705	General Marketing/Sales 12 080706	General Distribution Operations 12 080709	Recreation Products/Services Marketing Operations 12 080903	Insurance Marketing Operations 12 081001
522	Belleville	0	0	0	0	0	1	8	0	0	0
503	Black Hawk	0	4	0	0	0	8	0	0	0	0
508	Chicago	(0)	(0)	(0)	(0)	(0)	(1)	(26)	(0)	(0)	(0)
	Daley	0	0	0	0	0	0	3	0	0	0
	Kennedy-King	0	0	0	0	0	0	0	0	0	0
	Malcolm X	0	0	0	0	0	0	0	0	0	0
	Olive-Harvey	0	0	0	0	0	0	1	0	0	0
	Truman	0	0	0	0	0	0	7	0	0	0
	Washington	0	0	0	0	0	1	5	0	0	0
	Wilbur Wright	0	0	0	0	0	0	10	0	0	0
507	Danville	0	0	0	0	0	0	11	0	0	0
502	DuPage	0	5	0	1	0	0	16	20	0	0
509	Elgin	0	0	0	0	0	1	5	0	0	0
512	Harper	0	7	0	0	1	2	13	28	0	2
540	Heartland	0	0	0	0	0	0	0	0	0	0
519	Highland	0	0	0	0	0	0	0	0	0	0
514	Illinois Central	0	0	0	0	0	0	19	0	0	0
529	Illinois Eastern	(0)	(0)	(0)	(0)	(0)	(16)	(4)	(0)	(0)	(0)
	Frontier	0	0	0	0	0	0	0	0	0	0
	Lincoln Trail	0	0	0	0	0	0	0	0	0	0
	Olney Central	0	0	0	0	0	0	0	0	0	0
	Wabash	0	0	0	0	0	16	4	0	0	0
513	Illinois Valley	0	0	0	0	0	0	6	0	0	0
525	Joliet	0	1	0	0	0	1	5	0	0	0
520	Kankakee	0	0	0	0	0	0	10	0	0	0
501	Kaskaskia	0	0	0	0	0	1	0	0	0	0
523	Kishwaukee	0	0	0	0	0	0	0	0	0	0
532	Lake County	0	0	0	0	0	3	8	0	0	0
517	Lake Land	0	0	0	0	0	12	0	0	0	0
536	Lewis & Clark	0	0	0	0	0	0	0	0	0	0
526	Lincoln Land	0	0	0	0	0	0	0	0	0	0
530	Logan	0	2	0	0	0	0	10	0	0	0
528	McHenry	0	0	0	0	0	1	5	0	0	0
524	Moraine Valley	0	0	0	0	0	3	0	1	3	0
527	Morton	0	0	0	0	0	0	4	0	0	0
535	Oakton	0	0	0	0	0	0	8	3	0	0
505	Parkland	0	0	0	0	0	1	8	1	0	0
515	Prairie State	0	0	0	0	0	0	1	0	0	0
521	Rend Lake	0	0	0	0	0	0	0	0	0	0
537	Richland	0	0	0	0	0	1	0	0	0	0
511	Rock Valley	0	0	0	0	0	0	2	0	0	0
518	Sandburg	0	1	0	0	0	0	7	0	0	0
506	Sauk Valley	0	0	0	0	0	0	9	0	0	0
531	Shawnee	0	0	0	0	0	0	0	0	0	0
510	South Suburban	0	3	1	0	0	5	7	0	0	0
533	Southeastern	8	0	0	0	0	0	0	0	0	0
534	Spoon River	0	0	0	0	0	0	0	0	0	0
601	State Comm. Coll.	0	0	0	0	0	0	0	0	0	0
504	Triton	0	0	0	0	0	0	6	4	0	0
516	Waubonsee	0	0	0	0	0	0	0	0	0	0
539	Wood	0	2	0	0	0	0	1	0	0	0
	TOTALS	8	25	1	1	1	57	199	57	3	2

SOURCE OF DATA: A1 Submission

Illinois Community College Board
Table III-10
ANNUAL DUPLICATED COMPLETERS BY ACADEMIC PROGRAM BY COLLEGE
FOR FISCAL YEAR 1994

Dist. No.	District/College	Travel Services Marketing 12 081105	Advertising 12 090201	Print Journalism 12 090401	Public Relations 12 090501	Radio/Television, General 12 090701	Educational Media Technology 12 100101	Radio/Television Production 12 100104	Funeral Services 12 120301	Cosmetology 12 120403	Baker/Pastry Chef 12 120501
522	Belleville	0	0	0	0	0	0	0	0	21	0
503	Black Hawk	0	0	0	0	0	0	0	0	1	1
508	Chicago	(11)	(0)	(0)	(0)	(31)	(0)	(0)	(12)	(43)	(0)
	Daley	0	0	0	0	0	0	0	0	0	0
	Kennedy-King	0	0	0	0	31	0	0	0	0	0
	Malcolm X	0	0	0	0	0	0	0	12	0	0
	Olive-Harvey	0	0	0	0	0	0	0	0	0	0
	Truman	0	0	0	0	0	0	0	0	43	0
	Washington	11	0	0	0	0	0	0	0	0	0
	Wilbur Wright	0	0	0	0	0	0	0	0	0	0
507	Danville	0	0	0	0	0	0	0	0	0	0
502	DuPage	318	0	0	0	0	7	0	0	0	15
509	Elgin	11	0	0	0	0	0	0	0	0	1
512	Harper	0	0	2	0	0	0	0	0	0	2
540	Heartland	0	0	0	0	0	0	0	0	0	0
519	Highland	0	0	0	0	0	0	0	0	17	0
514	Illinois Central	0	0	0	0	0	0	0	0	0	0
529	Illinois Eastern	(0)	(0)	(0)	(0)	(5)	(0)	(0)	(0)	(3)	(0)
	Frontier	0	0	0	0	0	0	0	0	0	0
	Lincoln Trail	0	0	0	0	0	0	0	0	0	0
	Olney Central	0	0	0	0	0	0	0	0	3	0
	Wabash	0	0	0	0	5	0	0	0	0	0
513	Illinois Valley	0	0	0	0	0	0	0	0	0	0
525	Joliet	0	0	0	0	0	0	0	0	0	0
520	Kankakee	0	0	0	0	0	0	0	0	0	0
501	Kaskaskia	0	0	0	0	0	0	0	0	23	0
523	Kishwaukee	0	0	0	0	0	0	0	0	0	0
532	Lake County	0	0	0	0	0	0	0	0	0	0
517	Lake Land	0	0	0	0	2	0	0	0	29	0
536	Lewis & Clark	0	0	0	0	4	0	0	0	0	0
526	Lincoln Land	0	0	0	0	0	0	0	0	0	0
530	Logan	3	0	0	0	0	0	0	0	24	0
528	McHenry	0	0	0	0	0	0	0	0	0	0
524	Moraine Valley	17	0	0	0	0	0	0	0	0	1
527	Morton	0	0	0	0	0	0	0	0	0	0
535	Oakton	0	0	0	0	0	0	0	0	0	0
505	Parkland	13	2	1	2	7	0	1	0	0	0
515	Prairie State	0	0	0	0	0	0	0	0	0	0
521	Rend Lake	0	0	0	0	0	0	0	0	0	0
537	Richland	0	0	0	0	0	0	0	0	0	0
511	Rock Valley	0	0	0	0	0	0	0	0	0	0
518	Sandburg	0	0	0	0	0	0	0	0	11	0
506	Sauk Valley	0	0	0	0	0	0	0	0	0	0
531	Shawnee	0	0	0	0	0	0	0	0	14	0
510	South Suburban	0	0	0	0	0	0	0	0	0	0
533	Southeastern	0	0	0	0	0	0	0	0	17	0
534	Spoon River	0	0	0	0	0	0	0	0	0	0
601	State Comm. Coll.	0	0	0	0	0	0	0	0	0	0
504	Triton	0	0	0	0	0	0	0	0	0	0
516	Waubonsee	1	0	0	0	0	0	0	0	0	0
539	Wood	0	0	0	0	0	0	5	0	9	0
	TOTALS	374	2	3	2	49	7	6	12	212	20

SOURCE OF DATA: A1 Submission

Illinois Community College Board
Table III-10
ANNUAL DUPLICATED COMPLETERS BY ACADEMIC PROGRAM BY COLLEGE
FOR FISCAL YEAR 1994

Dist. No.	District/College	Culinary Arts/Chef Training 12 120503	Food & Beverage/Restaurant Operations Manager 12 120504	Teacher Assistant/Aide 12 131501	Civil Technology 12 150201	Computer Technology 12 150301	Electronic Technology 12 150303	Telecommunication Electronics Technology 12 150310	Biomedical Equipment Technology 12 150401	Computer Servicing Technology 12 150402	Electromechanical Technology 12 150403
522	Belleville	0	8	0	0	0	1	0	0	0	0
503	Black Hawk	19	0	0	2	0	0	0	0	7	7
508	Chicago	(12)	(7)	(2)	(0)	(0)	(0)	(0)	(0)	(26)	(0)
	Daley	0	0	0	0	0	0	0	0	9	0
	Kennedy-King	4	5	0	0	0	0	0	0	0	0
	Malcolm X	0	0	2	0	0	0	0	0	0	0
	Olive-Harvey	0	0	0	0	0	0	0	0	17	0
	Truman	0	0	0	0	0	0	0	0	0	0
	Washington	8	2	0	0	0	0	0	0	0	0
	Wilbur Wright	0	0	0	0	0	0	0	0	0	0
507	Danville	0	0	2	0	0	0	0	0	3	0
502	DuPage	1	1	0	0	0	10	0	0	15	0
509	Elgin	10	6	0	0	0	18	0	0	0	0
512	Harper	1	6	0	0	0	3	0	0	1	1
540	Heartland	0	0	0	0	0	0	0	0	0	0
519	Highland	0	0	0	0	0	1	0	0	0	0
514	Illinois Central	0	0	0	0	0	28	0	0	0	0
529	Illinois Eastern	(2)	(0)	(10)	(0)	(0)	(23)	(0)	(0)	(0)	(0)
	Frontier	0	0	4	0	0	0	0	0	0	0
	Lincoln Trail	2	0	6	0	0	0	0	0	0	0
	Olney Central	0	0	0	0	0	0	0	0	0	0
	Wabash	0	0	0	0	0	23	0	0	0	0
513	Illinois Valley	10	0	0	0	0	7	0	0	0	0
525	Joliet	24	10	8	0	0	29	0	0	0	0
520	Kankakee	0	0	0	0	0	15	0	0	0	0
501	Kaskaskia	9	0	7	0	0	20	0	0	0	0
523	Kishwaukee	0	0	0	0	0	3	0	0	0	0
532	Lake County	1	3	1	3	0	6	0	0	0	0
517	Lake Land	0	0	0	18	0	13	5	0	0	3
536	Lewis & Clark	0	3	0	0	0	0	0	0	0	0
526	Lincoln Land	45	0	0	0	0	42	0	0	0	0
530	Logan	0	0	0	0	0	15	0	0	0	0
528	McHenry	0	0	1	0	0	28	0	0	0	0
524	Moraine Valley	0	7	5	0	0	3	0	0	0	0
527	Morton	0	0	0	0	0	1	2	0	0	0
535	Oakton	0	7	0	0	0	2	0	3	0	0
505	Parkland	0	2	0	0	0	3	0	0	8	0
515	Prairie State	0	0	1	0	0	6	0	0	0	0
521	Rend Lake	17	0	0	0	18	4	0	0	0	0
537	Richland	0	0	0	0	0	0	0	3	0	0
511	Rock Valley	0	0	0	0	0	20	0	0	0	0
518	Sandburg	0	0	0	0	0	3	0	0	0	0
506	Sauk Valley	0	0	0	0	0	5	0	0	0	0
531	Shawnee	3	4	2	0	0	4	0	0	0	0
510	South Suburban	0	0	2	0	0	61	0	12	0	0
533	Southeastern	2	0	0	0	0	0	0	0	0	0
534	Spoon River	7	0	0	0	0	12	0	0	0	0
601	State Comm. Coll.	0	0	0	0	0	0	0	0	0	0
504	Triton	9	3	0	0	0	5	0	0	9	0
516	Waubonsee	0	0	0	0	0	38	0	0	0	0
539	Wood	0	0	0	0	0	0	0	0	0	0
	TOTALS	172	67	41	23	18	429	7	18	69	11

SOURCE OF DATA: A1 Submission

Illinois Community College Board
Table III-10
ANNUAL DUPLICATED COMPLETERS BY ACADEMIC PROGRAM BY COLLEGE
FOR FISCAL YEAR 1994

Dist. No.	District/College	Instrumentation Technology 12 150404	Robotics Technology 12 150405	Automated Manufacturing Technology 12 150411	Energy Conservation/Use Technology 12 150503	Water/Wastewater Technology 12 150506	Environmental & Pollution Tech/Technician 12 150507	Industrial Technology 12 150603	Plastic Technology 12 150607	Metalurgical Technology Technician 12 150611	Occupational Satety/health Technology 12 150701
522	Belleville	0	0	0	0	0	0	0	0	0	0
503	Black Hawk	7	3	2	0	0	0	3	0	0	0
508	Chicago	(0)	(0)	(0)	(0)	(0)	(0)	(0)	(0)	(0)	(0)
	Daley	0	0	0	0	0	0	0	0	0	0
	Kennedy-King	0	0	0	0	0	0	0	0	0	0
	Malcolm X	0	0	0	0	0	0	0	0	0	0
	Olive-Harvey	0	0	0	0	0	0	0	0	0	0
	Truman	0	0	0	0	0	0	0	0	0	0
	Washington	0	0	0	0	0	0	0	0	0	0
	Wilbur Wright	0	0	0	0	0	0	0	0	0	0
507	Danville	0	0	0	0	0	0	1	0	0	0
502	DuPage	0	1	0	0	0	0	1	10	0	0
509	Elgin	0	0	1	0	0	0	0	2	0	0
512	Harper	0	0	0	0	0	0	1	0	0	0
540	Heartland	0	0	0	0	0	0	0	0	0	0
519	Highland	0	0	0	0	0	0	6	0	0	0
514	Illinois Central	0	4	0	0	1	0	13	0	0	0
529	Illinois Eastern	(0)	(0)	(0)	(0)	(0)	(0)	(0)	(0)	(3)	(0)
	Frontier	0	0	0	0	0	0	0	0	0	0
	Lincoln Trail	0	0	0	0	0	0	0	0	0	0
	Olney Central	0	0	0	0	0	0	0	0	3	0
	Wabash	0	0	0	0	0	0	0	0	0	0
513	Illinois Valley	0	3	6	0	0	0	0	2	0	0
525	Joliet	0	0	0	0	0	0	10	0	0	0
520	Kankakee	0	0	0	0	0	0	0	0	0	0
501	Kaskaskia	0	0	0	0	0	0	0	0	0	0
523	Kishwaukee	0	0	3	0	0	0	0	0	0	0
532	Lake County	0	0	5	0	1	0	0	0	0	0
517	Lake Land	0	0	0	0	0	0	0	0	0	0
536	Lewis & Clark	0	0	0	0	0	0	0	0	0	0
526	Lincoln Land	0	0	0	0	0	0	0	0	0	0
530	Logan	0	0	5	0	0	0	0	0	0	0
528	McHenry	0	0	0	0	0	0	2	0	0	0
524	Moraine Valley	4	0	0	4	0	0	2	0	0	0
527	Morton	0	0	0	0	0	0	0	0	0	0
535	Oakton	0	0	1	0	0	0	0	0	0	0
505	Parkland	0	0	0	0	0	0	7	0	0	0
515	Prairie State	0	0	0	0	0	0	1	0	0	0
521	Rend Lake	0	0	0	0	0	0	0	0	0	0
537	Richland	0	0	0	0	0	0	5	0	0	0
511	Rock Valley	0	0	0	0	0	0	3	0	0	0
518	Sandburg	0	0	0	0	0	0	0	0	0	0
506	Sauk Valley	0	0	0	0	0	0	0	0	0	0
531	Shawnee	0	0	0	0	0	0	0	0	0	0
510	South Suburban	0	0	0	0	0	0	0	0	0	0
533	Southeastern	0	0	0	0	1	0	0	0	0	0
534	Spoon River	0	0	0	0	0	0	0	0	0	0
601	State Comm. Coll.	0	0	0	0	0	0	0	0	0	0
504	Triton	0	2	9	0	0	0	0	0	2	1
516	Waubonsee	0	6	0	0	0	2	0	0	0	0
539	Wood	0	0	0	0	0	0	0	0	0	0
	TOTALS	11	19	32	4	3	2	55	14	5	1

SOURCE OF DATA: A1 Submission

Illinois Community College Board
Table III-10
ANNUAL DUPLICATED COMPLETERS BY ACADEMIC PROGRAM BY COLLEGE
FOR FISCAL YEAR 1994

Dist. No.	District/College	Quality Control Technology 12 150702	Mechanical Design Technology 12 150805	Computer-Aided Design 12 150810	Microprecision Techology 12 150811	Mining Technology/Technician 12 150901	Petroleum Technology 12 150903	Surveying 12 151102	Child Care/Development 12 200202	Fashion Design/Coordination 12 200306	Food Production/ Management 12 200401
522	Belleville	0	0	0	0	0	0	0	21	0	5
503	Black Hawk	0	6	19	0	0	0	0	23	0	0
508	Chicago	(0)	(0)	(1)	(0)	(0)	(0)	(0)	(187)	(0)	(958)
	Daley	0	0	0	0	0	0	0	16	0	0
	Kennedy-King	0	0	0	0	0	0	0	35	0	43
	Malcolm X	0	0	0	0	0	0	0	23	0	7
	Olive-Harvey	0	0	0	0	0	0	0	54	0	0
	Truman	0	0	0	0	0	0	0	37	0	0
	Washington	0	0	1	0	0	0	0	22	0	908
	Wilbur Wright	0	0	0	0	0	0	0	0	0	0
507	Danville	0	0	2	0	0	0	0	4	0	0
502	DuPage	0	0	6	0	0	0	0	27	7	0
509	Elgin	0	0	17	0	0	0	0	1	0	0
512	Harper	0	3	7	0	0	0	0	24	11	0
540	Heartland	0	0	0	0	0	0	0	0	0	0
519	Highland	0	0	4	0	0	0	0	10	0	0
514	Illinois Central	0	5	3	0	0	0	0	25	0	0
529	Illinois Eastern	(2)	(1)	(0)	(0)	(3)	(1)	(0)	(9)	(0)	(0)
	Frontier	2	0	0	0	0	0	0	0	0	0
	Lincoln Trail	0	1	0	0	0	1	0	0	0	0
	Olney Central	0	0	0	0	0	0	0	0	0	0
	Wabash	0	0	0	0	3	0	0	9	0	0
513	Illinois Valley	0	9	4	0	0	0	0	18	0	0
525	Joliet	0	9	0	0	0	0	0	0	0	0
520	Kankakee	0	0	5	0	0	0	0	7	0	0
501	Kaskaskia	0	0	11	0	0	0	0	7	0	0
523	Kishwaukee	5	0	15	0	0	0	0	5	0	0
532	Lake County	0	5	11	0	0	0	0	5	0	0
517	Lake Land	0	2	11	0	0	0	0	31	0	0
536	Lewis & Clark	0	0	9	0	0	0	0	17	0	0
526	Lincoln Land	0	0	0	0	0	0	1	8	0	0
530	Logan	0	0	3	0	0	0	0	15	0	0
528	McHenry	0	3	9	0	0	0	0	14	0	0
524	Moraine Valley	52	8	4	0	0	0	0	18	0	0
527	Morton	0	0	2	0	0	0	0	0	0	0
535	Oakton	0	1	22	0	0	0	0	21	0	0
505	Parkland	0	0	8	2	0	0	0	17	0	0
515	Prairie State	0	1	5	0	0	0	0	25	0	0
521	Rend Lake	0	0	3	0	2	0	0	6	0	0
537	Richland	1	0	0	0	0	0	0	20	0	0
511	Rock Valley	9	0	11	0	0	0	0	8	0	0
518	Sandburg	0	11	5	0	0	0	0	6	0	0
506	Sauk Valley	2	4	1	0	0	0	0	14	0	0
531	Shawnee	0	0	0	0	0	0	0	11	0	0
510	South Suburban	0	0	36	0	0	0	0	9	0	0
533	Southeastern	0	0	0	0	0	0	14	10	0	0
534	Spoon River	0	0	0	0	0	0	0	0	0	0
601	State Comm. Coll.	0	0	0	0	0	0	0	10	0	0
504	Triton	0	4	10	0	0	0	0	28	0	0
516	Waubonsee	0	0	5	0	0	0	0	8	0	0
539	Wood	0	0	1	0	0	0	0	7	0	0
	TOTALS	71	72	250	2	5	1	15	676	18	963

SOURCE OF DATA: A1 Submission

Illinois Community College Board
Table III-10
ANNUAL DUPLICATED COMPLETERS BY ACADEMIC PROGRAM BY COLLEGE
FOR FISCAL YEAR 1994

Dist. No.	District/College	Dietetic Aide/Assisting 12 200404	Home Furnishings/Eqpmt. Installers & Consultants, General 12 200501	Elder Care Provider/Companion 12 200602	Custodial Services 12 200604	Legal Assisting 12 220103	Technical/Business Writing 12 231101	Library Assisting 12 250301	Parks, Recreation, & Leisure Facilities Mgmt. 12 310301	Exercise Sciences/Physiology & Movement Studies 12 310505	Nuclear/Nuclear Power Tech/Technician 12 410205
522	Belleville	0	0	0	0	0	0	0	0	0	0
503	Black Hawk	0	1	0	0	3	0	6	0	0	0
508	Chicago	(21)	(0)	(0)	(0)	(0)	(0)	(8)	(1)	(0)	(0)
	Daley	0	0	0	0	0	0	0	0	0	0
	Kennedy-King	0	0	0	0	0	0	0	0	0	0
	Malcolm X	21	0	0	0	0	0	0	0	0	0
	Olive-Harvey	0	0	0	0	0	0	0	0	0	0
	Truman	0	0	0	0	0	0	0	1	0	0
	Washington	0	0	0	0	0	0	0	0	0	0
	Wilbur Wright	0	0	0	0	0	0	8	0	0	0
507	Danville	0	0	0	0	0	0	0	0	0	0
502	DuPage	0	15	0	0	0	0	35	2	0	0
509	Elgin	0	0	1	0	14	0	0	0	0	0
512	Harper	12	11	0	0	81	0	0	0	3	0
540	Heartland	0	0	0	0	0	0	0	0	0	0
519	Highland	0	0	0	0	0	0	0	0	0	0
514	Illinois Central	0	4	0	0	21	0	3	0	0	0
529	Illinois Eastern	(0)	(0)	(0)	(0)	(0)	(0)	(1)	(0)	(0)	(0)
	Frontier	0	0	0	0	0	0	0	0	0	0
	Lincoln Trail	0	0	0	0	0	0	0	0	0	0
	Olney Central	0	0	0	0	0	0	0	0	0	0
	Wabash	0	0	0	0	0	0	1	0	0	0
513	Illinois Valley	0	0	0	17	0	0	0	0	0	0
525	Joliet	0	4	0	0	0	0	1	0	0	4
520	Kankakee	0	0	0	0	0	0	0	0	0	0
501	Kaskaskia	0	0	0	0	0	0	0	0	0	0
523	Kishwaukee	0	0	0	0	0	0	0	0	0	0
532	Lake County	0	0	0	0	0	4	6	0	0	0
517	Lake Land	0	0	0	0	0	0	0	0	0	0
536	Lewis & Clark	0	0	0	0	0	0	2	0	0	0
526	Lincoln Land	0	0	0	0	0	0	0	0	0	0
530	Logan	0	0	0	0	0	0	0	0	0	0
528	McHenry	0	0	0	0	0	0	0	0	0	0
524	Moraine Valley	0	0	0	0	0	0	0	0	0	0
527	Morton	0	0	0	0	0	0	0	0	0	0
535	Oakton	0	0	0	0	0	0	0	0	0	0
505	Parkland	0	0	0	0	0	0	0	0	0	0
515	Prairie State	0	13	0	0	0	0	0	0	0	0
521	Rend Lake	0	0	0	0	0	0	0	0	0	0
537	Richland	0	0	0	0	0	0	0	0	0	0
511	Rock Valley	0	0	0	0	0	1	2	0	0	0
518	Sandburg	0	0	0	0	0	0	0	0	0	0
506	Sauk Valley	0	0	0	0	0	0	0	0	0	0
531	Shawnee	0	0	0	0	0	0	0	0	0	0
510	South Suburban	0	0	0	0	27	0	0	0	0	0
533	Southeastern	0	0	0	0	0	0	0	0	0	0
534	Spoon River	0	0	0	0	0	0	0	0	0	0
601	State Comm. Coll.	0	0	0	0	0	0	0	0	0	0
504	Triton	0	1	0	0	0	0	0	0	0	0
516	Waubonsee	0	0	0	0	0	0	0	0	0	0
539	Wood	2	0	0	0	0	0	0	0	0	0
	TOTALS	35	49	1	17	146	5	64	3	3	4

SOURCE OF DATA: A1 Submission

Illinois Community College Board
Table III-10
ANNUAL DUPLICATED COMPLETERS BY ACADEMIC PROGRAM BY COLLEGE
FOR FISCAL YEAR 1994

Dist. No.	District/College	Chemical Technology 12 41030	Corrections 12 430102	Law Enforcement/Police Science 12 430107	Security Services (Private) 12 430109	Fire Control/Safety Technology 12 430201	Fire Officer 12 430202	Firefighting 12 430203	Social Work/Social Service 12 440701	Carpentry 12 460201	Electrician 12 460302
522	Belleville	1	0	101	1	5	0	1	0	4	22
503	Black Hawk	0	0	25	0	0	1	0	0	0	0
508	Chicago	(4)	(0)	(70)	(1)	(9)	(0)	(0)	(23)	(0)	(0)
	Daley	0	0	40	1	0	0	0	0	0	0
	Kennedy-King	0	0	0	0	0	0	0	23	0	0
	Malcolm X	0	0	0	0	0	0	0	0	0	0
	Olive-Harvey	0	0	1	0	0	0	0	0	0	0
	Truman	4	0	4	0	0	0	0	0	0	0
	Washington	0	0	7	0	9	0	0	0	0	0
	Wilbur Wright	0	0	18	0	0	0	0	0	0	0
507	Danville	0	0	20	0	0	0	0	1	0	0
502	DuPage	0	0	40	0	11	0	0	6	0	0
509	Elgin	0	0	0	0	12	0	0	17	0	0
512	Harper	0	0	23	0	4	0	0	0	0	0
540	Heartland	0	0	0	0	0	0	0	0	0	0
519	Highland	0	0	0	0	0	0	0	0	0	0
514	Illinois Central	0	0	51	0	11	0	0	0	0	0
529	Illinois Eastern	(0)	(0)	(14)	(0)	(0)	(0)	(3)	(4)	(0)	(0)
	Frontier	0	0	1	0	0	0	3	0	0	0
	Lincoln Trail	0	0	0	0	0	0	0	0	0	0
	Olney Central	0	0	13	0	0	0	0	0	0	0
	Wabash	0	0	0	0	0	0	0	4	0	0
513	Illinois Valley	0	0	31	0	4	0	0	0	0	15
525	Joliet	0	3	25	0	11	0	0	0	0	4
520	Kankakee	0	0	18	0	0	0	0	0	0	0
501	Kaskaskia	0	0	25	0	0	0	0	0	0	0
523	Kishwaukee	0	0	3	0	0	0	0	0	0	1
532	Lake County	4	4	26	1	8	0	0	2	0	0
517	Lake Land	0	0	13	0	0	0	0	16	0	0
536	Lewis & Clark	0	0	30	1	1	0	0	0	0	0
526	Lincoln Land	0	2	47	0	3	0	1	0	0	0
530	Logan	0	0	51	0	0	0	0	0	0	0
528	McHenry	0	0	4	0	0	0	0	0	0	0
524	Moraine Valley	0	0	27	0	5	1	0	0	0	6
527	Morton	0	0	13	0	0	0	0	0	0	0
535	Oakton	0	0	15	0	4	0	0	7	0	0
505	Parkland	0	0	20	0	2	0	0	0	0	0
515	Prairie State	0	0	9	0	2	0	0	0	0	10
521	Rend Lake	0	0	16	0	0	0	0	0	0	0
537	Richland	0	0	16	0	4	0	0	0	0	0
511	Rock Valley	0	0	13	0	0	1	0	14	0	13
518	Sandburg	0	0	8	0	0	0	0	0	0	0
506	Sauk Valley	0	1	5	0	0	0	0	5	0	0
531	Shawnee	0	0	2	2	0	0	0	8	0	0
510	South Suburban	0	0	21	0	5	0	0	5	0	0
533	Southeastern	0	2	18	0	0	0	40	0	0	0
534	Spoon River	0	0	1	0	0	0	0	0	0	0
601	State Comm. Coll.	0	0	5	0	0	0	0	0	1	0
504	Triton	0	2	13	0	3	0	0	0	0	1
516	Waubonsee	0	0	9	0	1	0	0	4	0	0
539	Wood	0	0	0	0	2	0	0	0	0	0
	TOTALS	9	14	828	6	107	3	45	112	5	72

SOURCE OF DATA: A1 Submission

Illinois Community College Board
Table III-10
ANNUAL DUPLICATED COMPLETERS BY ACADEMIC PROGRAM BY COLLEGE
FOR FISCAL YEAR 1994

Dist. No.	District/College	Lineworker 12 460303	Building/Property Maintenance 12 460401	Concrete Placing & Finishing 12 460402	Construction Inspection 12 460403	Painter & Wallcoverer 12 460408	Plumber & Pipefitter 12 460501	Construction Trades 12 461000	Electrical/Electronics Eqpmt. Installer/ Repairer, Beneral 12 470101	Communications Electronics 12 470103	Computer Electronics Maintenance/ Repair 12 470104
522	Belleville	0	0	1	0	0	4	8	0	6	15
503	Black Hawk	0	0	0	0	0	0	13	0	0	0
508	Chicago	(0)	(1)	(0)	(0)	(0)	(0)	(0)	(14)	(14)	(12)
	Daley	0	0	0	0	0	0	0	0	0	3
	Kennedy-King	0	0	0	0	0	0	0	0	0	0
	Malcolm X	0	0	0	0	0	0	0	0	0	0
	Olive-Harvey	0	0	0	0	0	0	0	0	0	6
	Truman	0	0	0	0	0	0	0	0	0	0
	Washington	0	1	0	0	0	0	0	14	0	0
	Wilbur Wright	0	0	0	0	0	0	0	0	14	3
507	Danville	0	0	0	0	0	0	1	0	0	0
502	DuPage	0	7	0	0	0	0	0	0	0	0
509	Elgin	0	0	0	0	0	0	0	0	0	14
512	Harper	0	0	0	10	0	0	0	0	0	1
540	Heartland	0	0	0	0	0	0	0	0	0	0
519	Highland	0	0	0	0	0	0	0	0	0	0
514	Illinois Central	0	0	0	0	0	0	9	0	3	3
529	Illinois Eastern	(8)	(0)	(0)	(0)	(0)	(0)	(0)	(0)	(16)	(0)
	Frontier	0	0	0	0	0	0	0	0	0	0
	Lincoln Trail	8	0	0	0	0	0	0	0	15	0
	Olney Central	0	0	0	0	0	0	0	0	0	0
	Wabash	0	0	0	0	0	0	0	0	1	0
513	Illinois Valley	0	0	0	0	0	0	0	0	0	0
525	Joliet	0	0	0	0	0	0	0	0	0	0
520	Kankakee	0	0	0	0	0	0	0	0	0	0
501	Kaskaskia	0	0	0	0	0	0	10	0	0	0
523	Kishwaukee	0	0	0	0	0	0	0	0	0	0
532	Lake County	0	0	0	0	0	0	7	0	0	0
517	Lake Land	0	17	0	0	0	0	27	0	1	0
536	Lewis & Clark	0	0	0	0	0	0	0	0	0	7
526	Lincoln Land	0	31	0	0	0	0	20	0	0	0
530	Logan	0	0	0	0	0	0	0	0	0	0
528	McHenry	0	0	0	0	0	0	0	0	0	0
524	Moraine Valley	0	0	0	0	0	0	0	0	0	2
527	Morton	0	0	0	0	0	0	0	0	0	0
535	Oakton	0	2	0	0	0	0	0	0	0	0
505	Parkland	0	1	0	0	0	0	9	0	0	0
515	Prairie State	0	0	0	0	0	0	0	0	0	0
521	Rend Lake	0	0	0	0	0	0	21	0	0	0
537	Richland	0	0	0	0	0	0	0	0	0	0
511	Rock Valley	0	0	0	0	1	0	7	0	0	0
518	Sandburg	0	0	0	0	0	0	0	0	0	0
506	Sauk Valley	0	0	0	0	0	0	0	0	3	2
531	Shawnee	0	0	0	0	0	0	0	0	0	0
510	South Suburban	0	0	0	0	0	0	36	0	0	0
533	Southeastern	0	15	0	0	0	0	2	0	0	0
534	Spoon River	0	0	0	0	0	0	12	0	0	0
601	State Comm. Coll.	0	0	0	0	0	0	0	0	0	0
504	Triton	0	0	0	0	0	0	6	0	0	14
516	Waubonsee	0	0	0	0	0	0	0	0	0	0
539	Wood	0	0	0	0	0	0	0	0	0	0
	TOTALS	8	74	1	10	1	4	188	14	43	70

SOURCE OF DATA: A1 Submission

Illinois Community College Board
Table III-10
ANNUAL DUPLICATED COMPLETERS BY ACADEMIC PROGRAM BY COLLEGE
FOR FISCAL YEAR 1994

Dist. No.	District/College	Industrial Electronics 12 470105	Major Appliance Repair 12 470106	Heating, Air Conditioning, & Refrigeration Mechanics 12 470201	Heavy Equipment Maintenance/ Repair 12 470302	Industrial Equipment Maintenance/ Repair 12 470303	Industrial Equipment Maintenance Apprentice 12 470399	Watch/Clock Repair 12 470408	Stationary Energy Sources Installer/ Operator 12 470501	Automotive Body Repair 12 470603	Automotive Mechanics 12 470604
522	Belleville	9	5	41	0	0	0	0	0	0	0
503	Black Hawk	0	0	3	0	0	0	0	0	7	35
508	Chicago	(0)	(0)	(14)	(0)	(0)	(0)	(0)	(0)	(8)	(72)
	Daley	0	0	0	0	0	0	0	0	0	0
	Kennedy-King	0	0	12	0	0	0	0	0	1	5
	Malcolm X	0	0	0	0	0	0	0	0	0	0
	Olive-Harvey	0	0	0	0	0	0	0	0	0	0
	Truman	0	0	0	0	0	0	0	0	7	67
	Washington	0	0	2	0	0	0	0	0	0	0
	Wilbur Wright	0	0	0	0	0	0	0	0	0	0
507	Danville	8	0	4	0	1	0	0	0	0	2
502	DuPage	11	0	33	0	0	0	0	0	0	11
509	Elgin	0	0	14	0	0	0	0	0	0	40
512	Harper	12	0	51	0	0	0	0	0	0	0
540	Heartland	0	0	0	0	0	0	0	0	0	0
519	Highland	0	0	0	0	0	0	0	0	1	10
514	Illinois Central	2	0	14	0	0	0	0	0	0	9
529	Illinois Eastern	(0)	(0)	(6)	(0)	(0)	(1)	(0)	(0)	(5)	(7)
	Frontier	0	0	0	0	0	0	0	0	0	0
	Lincoln Trail	0	0	6	0	0	0	0	0	0	0
	Olney Central	0	0	0	0	0	0	0	0	5	7
	Wabash	0	0	0	0	0	1	0	0	0	0
513	Illinois Valley	0	0	0	0	0	0	0	0	0	49
525	Joliet	25	0	1	5	0	0	0	0	0	23
520	Kankakee	10	0	0	0	8	0	0	0	0	2
501	Kaskaskia	0	0	0	0	13	0	0	0	19	36
523	Kishwaukee	0	0	0	0	0	0	0	0	5	4
532	Lake County	1	0	22	0	6	0	0	0	0	14
517	Lake Land	0	0	8	0	0	0	0	0	4	38
536	Lewis & Clark	13	0	0	0	0	0	0	0	5	7
526	Lincoln Land	16	0	36	0	0	0	0	0	23	14
530	Logan	0	0	12	0	4	0	0	0	3	15
528	McHenry	0	0	0	0	0	0	0	0	0	0
524	Moraine Valley	0	0	15	0	3	0	0	0	0	7
527	Morton	0	0	18	0	0	0	0	0	0	4
535	Oakton	0	0	6	0	0	0	0	0	0	9
505	Parkland	10	0	0	0	0	0	0	0	0	8
515	Prairie State	2	0	26	0	1	0	0	0	0	11
521	Rend Lake	0	0	6	0	17	0	0	0	7	17
537	Richland	26	0	0	0	3	0	0	0	0	4
511	Rock Valley	2	0	0	0	0	0	0	0	0	20
518	Sandburg	0	0	0	0	0	0	0	0	0	3
506	Sauk Valley	9	0	7	0	0	0	0	0	0	1
531	Shawnee	4	0	0	0	0	0	0	0	0	0
510	South Suburban	0	0	0	0	0	0	0	0	0	0
533	Southeastern	4	0	0	0	9	0	0	0	13	39
534	Spoon River	0	0	0	0	0	0	0	0	0	14
601	State Comm. Coll.	0	0	1	0	0	0	0	0	1	0
504	Triton	0	0	26	0	4	0	0	3	0	44
516	Waubonsee	0	0	14	0	1	0	0	0	16	15
539	Wood	0	0	1	0	0	0	3	0	2	1
	TOTALS	164	5	379	5	70	1	3	3	119	585

SOURCE OF DATA: A1 Submission

Illinois Community College Board
Table III-10
ANNUAL DUPLICATED COMPLETERS BY ACADEMIC PROGRAM BY COLLEGE
FOR FISCAL YEAR 1994

Dist. No.	District/College	Diesel Engine/Truck Mechanics 12 470605	Small Engine Repair 12 470606	Aviation Systems/Avionics Maintenance Technologist/ Technician 12 470609	Architectural Drafting 12 480102	Electrical/Electronics Drafting 12 480104	Mechanical Drafting 12 480105	Typesetting, Make-up, & Composition 12 480205	Lithography, Photography, & Platemaking 12 480206	Desktop Publishing Equipment Operator 12 480212	Machinist/Machine Technologist 12 480501
522	Belleville	0	0	41	0	0	9	0	0	4	2
503	Black Hawk	1	0	0	0	0	12	0	0	0	0
508	Chicago	(1)	(0)	(139)	(7)	(0)	(13)	(4)	(8)	(0)	(0)
	Daley	0	0	139	3	0	0	0	0	0	0
	Kennedy-King	1	0	0	0	0	0	4	4	0	0
	Malcolm X	0	0	0	0	0	0	0	0	0	0
	Olive-Harvey	0	0	0	2	0	0	0	0	0	0
	Truman	0	0	0	0	0	4	0	0	0	0
	Washington	0	0	0	2	0	9	0	4	0	0
	Wilbur Wright	0	0	0	0	0	0	0	0	0	0
507	Danville	0	0	0	0	0	1	0	0	0	0
502	DuPage	0	0	0	17	0	0	2	23	53	0
509	Elgin	0	0	0	0	0	0	0	0	1	0
512	Harper	0	0	0	4	0	0	0	0	0	0
540	Heartland	0	0	0	0	0	0	0	0	0	0
519	Highland	0	0	0	0	0	0	0	0	0	0
514	Illinois Central	3	0	0	1	0	0	0	4	0	0
529	Illinois Eastern	(5)	(0)	(0)	(1)	(0)	(0)	(0)	(0)	(0)	(0)
	Frontier	0	0	0	0	0	0	0	0	0	0
	Lincoln Trail	0	0	0	1	0	0	0	0	0	0
	Olney Central	0	0	0	0	0	0	0	0	0	0
	Wabash	5	0	0	0	0	0	0	0	0	0
513	Illinois Valley	4	32	0	0	0	0	0	0	3	0
525	Joliet	0	0	0	0	0	0	0	0	0	0
520	Kankakee	0	0	0	0	0	0	0	0	0	0
501	Kaskaskia	0	1	0	13	0	7	0	0	0	0
523	Kishwaukee	2	0	0	0	0	0	0	0	0	0
532	Lake County	0	0	0	6	1	2	0	0	0	0
517	Lake Land	0	2	0	9	0	0	0	0	0	0
536	Lewis & Clark	1	0	0	0	0	0	0	0	8	0
526	Lincoln Land	0	9	0	5	0	0	0	0	0	0
530	Logan	0	0	0	0	0	1	0	0	0	0
528	McHenry	0	0	0	0	0	0	0	0	0	0
524	Moraine Valley	0	0	0	0	0	5	0	0	2	0
527	Morton	0	0	0	0	0	0	0	0	0	0
535	Oakton	0	0	0	5	0	0	0	0	11	0
505	Parkland	0	0	0	0	0	0	0	0	2	0
515	Prairie State	0	0	0	0	0	0	0	0	1	0
521	Rend Lake	0	0	0	11	0	0	0	0	0	0
537	Richland	0	0	0	0	0	9	0	0	0	0
511	Rock Valley	0	0	53	1	0	0	0	0	0	0
518	Sandburg	9	8	0	0	0	0	0	0	0	0
506	Sauk Valley	0	0	0	0	0	1	0	0	0	0
531	Shawnee	0	0	0	0	0	0	0	0	0	0
510	South Suburban	0	0	0	0	0	1	0	8	7	0
533	Southeastern	37	3	0	3	0	6	0	10	0	0
534	Spoon River	0	0	0	0	0	0	0	0	0	0
601	State Comm. Coll.	0	0	0	0	0	0	0	0	0	0
504	Triton	2	0	0	0	0	0	3	27	13	0
516	Waubonsee	0	0	0	0	0	0	0	0	0	0
539	Wood	0	0	0	0	0	2	0	0	0	0
	TOTALS	65	55	233	83	1	69	9	80	105	2

SOURCE OF DATA: A1 Submission

Illinois Community College Board
Table III-10
ANNUAL DUPLICATED COMPLETERS BY ACADEMIC PROGRAM BY COLLEGE
FOR FISCAL YEAR 1994

Dist. No.	District/College	Industrial Blacksmithing 12 480502	Machine Tool Operation/Machine Shop 12 480503	Sheet Metal 12 480506	Tool & Die Making 12 480507	Welding, Brazing, & Soldering 12 480508	Numerical Control 12 480520	Millwork & Cabinet Making 12 480703	Airplane Piloting 12 490102	Aviation Management 12 490104	Truck/Bus/Other Commercial Vehicle Operator 12 490205
522	Belleville	1	14	5	0	69	0	0	22	0	0
503	Black Hawk	0	21	0	1	1	0	0	0	0	0
508	Chicago	(0)	(4)	(0)	(0)	(0)	(0)	(0)	(0)	(0)	(0)
	Daley	0	4	0	0	0	0	0	0	0	0
	Kennedy-King	0	0	0	0	0	0	0	0	0	0
	Malcolm X	0	0	0	0	0	0	0	0	0	0
	Olive-Harvey	0	0	0	0	0	0	0	0	0	0
	Truman	0	0	0	0	0	0	0	0	0	0
	Washington	0	0	0	0	0	0	0	0	0	0
	Wilbur Wright	0	0	0	0	0	0	0	0	0	0
507	Danville	0	1	0	0	7	0	0	0	0	0
502	DuPage	0	0	0	8	1	0	0	0	0	0
509	Elgin	0	0	0	8	3	0	0	0	0	31
512	Harper	0	1	0	0	1	0	0	0	0	0
540	Heartland	0	0	0	0	0	0	0	0	0	0
519	Highland	0	0	0	0	1	0	0	0	0	0
514	Illinois Central	0	0	0	0	12	1	0	0	0	0
529	Illinois Eastern	(0)	(2)	(2)	(0)	(0)	(0)	(4)	(0)	(0)	(0)
	Frontier	0	0	0	0	0	0	0	0	0	0
	Lincoln Trail	0	0	2	0	0	0	0	0	0	0
	Olney Central	0	0	0	0	0	0	4	0	0	0
	Wabash	0	2	0	0	0	0	0	0	0	0
513	Illinois Valley	0	0	0	0	0	0	0	0	0	0
525	Joliet	0	0	0	0	0	0	0	0	0	0
520	Kankakee	0	0	0	1	3	0	0	1	0	0
501	Kaskaskia	0	0	0	0	10	0	0	0	0	0
523	Kishwaukee	0	5	0	3	0	0	0	0	0	0
532	Lake County	0	4	0	3	5	0	0	0	0	0
517	Lake Land	0	0	0	0	12	0	0	0	0	0
536	Lewis & Clark	0	7	0	0	1	0	0	0	0	0
526	Lincoln Land	0	0	0	0	31	0	0	0	3	0
530	Logan	0	5	0	0	1	0	0	0	0	0
528	McHenry	0	1	0	0	0	0	0	0	0	0
524	Moraine Valley	0	7	0	0	12	0	0	0	0	0
527	Morton	0	0	0	0	0	0	0	0	0	0
535	Oakton	0	2	0	0	0	0	0	0	0	0
505	Parkland	0	0	0	0	0	0	0	0	0	0
515	Prairie State	0	8	0	0	1	0	0	0	0	0
521	Rend Lake	0	0	0	0	9	0	0	0	0	0
537	Richland	0	2	0	0	3	0	0	0	0	0
511	Rock Valley	0	0	3	26	4	1	0	0	0	0
518	Sandburg	0	0	0	0	2	0	0	0	0	0
506	Sauk Valley	0	1	0	0	0	0	0	0	0	0
531	Shawnee	0	0	0	0	1	0	0	0	0	0
510	South Suburban	0	3	0	0	0	0	0	0	0	0
533	Southeastern	0	18	10	0	1	0	0	0	0	0
534	Spoon River	0	0	0	0	0	0	0	0	0	0
601	State Comm. Coll.	0	0	0	0	0	0	0	0	0	0
504	Triton	0	18	0	3	4	0	0	0	0	0
516	Waubonsee	0	8	0	0	0	0	0	0	0	0
539	Wood	0	0	0	0	1	0	0	0	0	0
	TOTALS	1	132	20	53	196	2	4	23	3	31

SOURCE OF DATA: A1 Submission

Illinois Community College Board
Table III-10
ANNUAL DUPLICATED COMPLETERS BY ACADEMIC PROGRAM BY COLLEGE
FOR FISCAL YEAR 1994

Dist. No.	District/College	Design & Visual Communications 12 500401	Commercial Photography 12 500406	Technical Theatre/Theatre Design & Statecraft 12 500502	Commercial Music Theory & Compositition 12 500904	Sign Language Interpreter 12 510205	Dental Assistant 12 510601	Dental Hygienist 12 510602	Dental Laboratory Assistant 12 510603	Hospital/Health Facilities Administration 12 510702	Health Unit Coordinator/Ward Clerk 12 510703
522	Belleville	3	0	0	0	0	0	0	0	0	3
503	Black Hawk	3	0	0	0	0	0	0	0	0	0
508	Chicago	(1)	(0)	(1)	(2)	(0)	(0)	(0)	(0)	(0)	(0)
	Daley	0	0	0	0	0	0	0	0	0	0
	Kennedy-King	0	0	1	0	0	0	0	0	0	0
	Malcolm X	0	0	0	0	0	0	0	0	0	0
	Olive-Harvey	0	0	0	0	0	0	0	0	0	0
	Truman	0	0	0	0	0	0	0	0	0	0
	Washington	1	0	0	2	0	0	0	0	0	0
	Wilbur Wright	0	0	0	0	0	0	0	0	0	0
507	Danville	0	0	0	0	0	0	0	0	0	0
502	DuPage	43	18	0	0	0	0	0	0	0	0
509	Elgin	12	0	0	0	0	9	0	0	0	0
512	Harper	0	0	0	0	9	0	32	0	0	0
540	Heartland	0	0	0	0	0	0	0	0	0	0
519	Highland	0	0	0	0	0	0	0	0	0	0
514	Illinois Central	34	0	0	0	0	9	20	0	4	0
529	Illinois Eastern	(0)	(0)	(0)	(0)	(0)	(0)	(0)	(0)	(0)	(0)
	Frontier	0	0	0	0	0	0	0	0	0	0
	Lincoln Trail	0	0	0	0	0	0	0	0	0	0
	Olney Central	0	0	0	0	0	0	0	0	0	0
	Wabash	0	0	0	0	0	0	0	0	0	0
513	Illinois Valley	0	0	0	0	0	7	0	0	0	0
525	Joliet	0	0	0	0	0	0	0	0	0	0
520	Kankakee	0	0	0	0	0	0	0	0	0	0
501	Kaskaskia	0	0	0	0	0	19	0	0	0	0
523	Kishwaukee	0	0	0	0	0	0	0	0	0	0
532	Lake County	0	0	0	0	0	0	0	0	0	0
517	Lake Land	0	0	0	0	0	0	26	0	0	0
536	Lewis & Clark	0	0	0	0	0	15	0	0	0	37
526	Lincoln Land	0	0	0	0	0	0	0	0	0	0
530	Logan	0	0	0	0	8	13	0	0	0	0
528	McHenry	0	0	0	0	0	0	0	0	0	0
524	Moraine Valley	0	0	0	0	0	0	0	0	0	0
527	Morton	0	0	0	0	0	10	0	0	0	0
535	Oakton	0	0	0	0	0	0	0	0	0	0
505	Parkland	9	0	0	0	0	11	27	0	0	0
515	Prairie State	3	7	0	0	0	0	35	0	0	0
521	Rend Lake	0	0	0	0	0	0	0	0	0	0
537	Richland	0	0	0	0	0	0	0	0	0	0
511	Rock Valley	0	0	0	0	0	0	0	0	0	0
518	Sandburg	0	0	0	0	0	0	0	0	0	0
506	Sauk Valley	0	0	0	0	0	0	0	0	0	0
531	Shawnee	0	0	0	0	0	0	0	0	0	0
510	South Suburban	1	0	0	0	0	0	0	0	0	0
533	Southeastern	0	0	0	0	0	0	0	0	0	0
534	Spoon River	0	0	0	0	0	0	0	0	0	0
601	State Comm. Coll.	0	0	0	0	0	0	0	0	0	0
504	Triton	4	0	0	0	0	0	0	18	0	0
516	Waubonsee	0	0	0	0	72	0	0	0	0	0
539	Wood	0	0	0	0	0	0	0	0	0	0
	TOTALS	113	25	1	2	89	93	140	18	4	40

SOURCE OF DATA: A1 Submission

Illinois Community College Board
Table III-10
ANNUAL DUPLICATED COMPLETERS BY ACADEMIC PROGRAM BY COLLEGE
FOR FISCAL YEAR 1994

Dist. No.	District/College	Medical Records Technology/ Technician 12 510707	Medical Transcription 12 510708	Medical Assistant 12 510801	Occupational Therapy Assistant 12 510803	Pharmacy Technican/Assistant 12 510805	Physical Therapy Assistant 12 510806	Physician Assistant 12 510807	Veternarian Assistant/Animal Health Technician 12 510808	Emergency Medical Technology/Technician 12 510904	Nuclear Medical Technology/ Technician 12 510905
522	Belleville	16	0	35	0	0	36	0	0	1	0
503	Black Hawk	0	0	0	0	0	19	0	0	0	0
508	Chicago	(7)	(18)	(0)	(11)	(8)	(0)	(20)	(0)	(85)	(0)
	Daley	0	0	0	0	0	0	0	0	0	0
	Kennedy-King	0	0	0	0	0	0	0	0	0	0
	Malcolm X	0	0	0	0	8	0	20	0	84	0
	Olive-Harvey	0	0	0	0	0	0	0	0	0	0
	Truman	7	1	0	0	0	0	0	0	0	0
	Washington	0	17	0	0	0	0	0	0	1	0
	Wilbur Wright	0	0	0	11	0	0	0	0	0	0
507	Danville	0	0	0	0	0	0	0	0	0	0
502	DuPage	19	32	0	16	0	0	0	0	0	4
509	Elgin	0	2	0	0	0	0	0	0	0	0
512	Harper	0	8	11	0	15	0	0	0	0	0
540	Heartland	0	0	0	0	0	0	0	0	0	0
519	Highland	0	0	0	0	0	0	0	0	0	0
514	Illinois Central	1	3	0	15	0	21	0	0	1	0
529	Illinois Eastern	(0)	(3)	(0)	(0)	(0)	(0)	(0)	(0)	(12)	(0)
	Frontier	0	0	0	0	0	0	0	0	12	0
	Lincoln Trail	0	0	0	0	0	0	0	0	0	0
	Olney Central	0	3	0	0	0	0	0	0	0	0
	Wabash	0	0	0	0	0	0	0	0	0	0
513	Illinois Valley	0	0	0	0	0	0	0	0	0	0
525	Joliet	0	2	0	0	0	0	0	0	0	0
520	Kankakee	0	0	0	0	0	0	0	0	3	0
501	Kaskaskia	0	0	0	0	0	0	0	0	0	0
523	Kishwaukee	0	9	0	0	0	0	0	0	0	0
532	Lake County	5	4	0	0	0	0	0	0	0	0
517	Lake Land	0	0	0	0	0	0	0	0	0	0
536	Lewis & Clark	0	9	0	0	0	0	0	0	0	0
526	Lincoln Land	0	0	0	0	0	0	0	0	0	0
530	Logan	5	6	0	0	0	0	0	0	0	0
528	McHenry	0	0	0	0	0	0	0	0	1	0
524	Moraine Valley	16	0	0	0	0	0	0	0	1	0
527	Morton	0	0	0	0	0	35	0	0	0	0
535	Oakton	22	0	0	0	0	1	0	0	0	0
505	Parkland	0	2	0	11	2	0	0	26	0	0
515	Prairie State	0	0	0	0	0	0	0	0	0	0
521	Rend Lake	0	0	0	0	0	0	0	0	0	0
537	Richland	0	0	0	0	0	0	0	0	0	0
511	Rock Valley	0	0	0	0	2	0	0	0	0	0
518	Sandburg	0	0	0	0	0	0	0	0	0	0
506	Sauk Valley	0	0	0	0	0	0	0	0	0	0
531	Shawnee	2	0	0	0	0	0	0	0	0	0
510	South Suburban	0	10	0	33	21	0	0	0	0	0
533	Southeastern	3	0	0	0	0	0	0	0	76	0
534	Spoon River	0	0	0	0	0	0	0	0	0	0
601	State Comm. Coll.	0	0	0	0	0	0	0	0	3	0
504	Triton	0	0	1	0	0	0	0	0	0	24
516	Waubonsee	0	0	0	0	0	0	0	0	0	0
539	Wood	0	1	0	0	0	0	0	0	0	0
	TOTALS	96	109	47	86	48	112	20	26	183	28

SOURCE OF DATA: A1 Submission

Illinois Community College Board
Table III-10
ANNUAL DUPLICATED COMPLETERS BY ACADEMIC PROGRAM BY COLLEGE
FOR FISCAL YEAR 1994

Dist. No.	District/College	Medical Radiologic Technology/ Technician 12 510907	Respiratory Therapy Technician 12 510908	Surgical/Operating Room Technician 12 510909	Diagnostic Medical Sonography 12 510910	Renal Dialysis Technology/ Technician 12 510911	Radiation Therapy Assisting 12 510912	Computerized Tomography 12 510913	Magnetic Resonance Imaging 12 510914	Medical Laboratory Technician 12 511004	Alcohol/Drug Abuse Counseling 12 511501
522	Belleville	35	14	0	0	0	0	0	0	10	0
503	Black Hawk	1	11	0	0	0	0	0	0	0	0
508	Chicago	(42)	(11)	(0)	(13)	(12)	(15)	(0)	(0)	(16)	(58)
	Daley	0	0	0	0	0	0	0	0	0	0
	Kennedy-King	0	0	0	0	0	0	0	0	0	0
	Malcolm X	24	11	0	0	12	15	0	0	16	0
	Olive-Harvey	0	0	0	0	0	0	0	0	0	0
	Truman	0	0	0	0	0	0	0	0	0	0
	Washington	0	0	0	0	0	0	0	0	0	58
	Wilbur Wright	18	0	0	13	0	0	0	0	0	0
507	Danville	3	0	0	0	0	0	0	0	0	9
502	DuPage	37	30	0	0	0	0	0	0	0	38
509	Elgin	0	0	14	0	0	0	0	0	1	18
512	Harper	0	0	7	0	0	0	0	0	0	0
540	Heartland	0	0	0	0	0	0	0	0	0	0
519	Highland	0	0	0	0	0	0	0	0	0	0
514	Illinois Central	16	20	12	0	0	0	0	0	12	0
529	Illinois Eastern	(14)	(0)	(0)	(0)	(0)	(0)	(0)	(0)	(0)	(0)
	Frontier	0	0	0	0	0	0	0	0	0	0
	Lincoln Trail	0	0	0	0	0	0	0	0	0	0
	Olney Central	14	0	0	0	0	0	0	0	0	0
	Wabash	0	0	0	0	0	0	0	0	0	0
513	Illinois Valley	0	0	0	0	0	0	0	0	0	0
525	Joliet	0	0	0	0	0	0	0	0	0	0
520	Kankakee	12	14	0	0	0	0	0	0	8	0
501	Kaskaskia	43	16	0	0	0	0	0	0	0	0
523	Kishwaukee	15	0	0	0	0	0	0	0	0	0
532	Lake County	19	0	0	0	0	0	0	0	25	8
517	Lake Land	0	0	0	0	0	0	0	0	0	0
536	Lewis & Clark	0	0	0	0	0	0	0	0	12	0
526	Lincoln Land	9	17	0	0	0	0	0	0	0	0
530	Logan	0	0	0	0	0	0	0	0	0	0
528	McHenry	0	0	0	0	0	0	0	0	0	0
524	Moraine Valley	27	22	0	0	0	0	0	0	15	13
527	Morton	0	0	0	0	0	0	0	0	0	0
535	Oakton	0	0	0	0	0	0	0	0	10	0
505	Parkland	11	9	9	0	0	11	0	0	0	0
515	Prairie State	0	0	0	0	0	0	0	0	0	7
521	Rend Lake	0	0	0	0	0	0	0	0	0	0
537	Richland	0	0	0	0	0	0	0	0	0	0
511	Rock Valley	0	23	0	0	0	0	0	0	0	1
518	Sandburg	14	0	0	0	0	0	0	0	0	0
506	Sauk Valley	22	0	0	0	0	0	0	0	13	0
531	Shawnee	0	0	0	0	0	0	0	0	0	0
510	South Suburban	21	0	0	0	0	0	0	0	0	0
533	Southeastern	0	0	0	0	0	0	0	0	0	0
534	Spoon River	0	0	0	0	0	0	0	0	0	0
601	State Comm. Coll.	0	0	0	0	0	0	0	0	0	7
504	Triton	33	21	18	18	0	0	9	29	0	14
516	Waubonsee	0	11	0	0	0	0	0	0	0	4
539	Wood	0	0	0	0	0	0	0	0	0	0
	TOTALS	374	219	60	31	12	26	9	29	122	177

SOURCE OF DATA: A1 Submission

Illinois Community College Board
Table III-10
ANNUAL DUPLICATED COMPLETERS BY ACADEMIC PROGRAM BY COLLEGE
FOR FISCAL YEAR 1994

Dist. No.	District/College	Psychiatric/Mental Health Services Technician 12 511502	Developmental Disabilities/Habilitation Aide 12 511504	Nursing (R.N. Training) 12 511601	Practical Nurse (L.P.N. Training) 12 511613	Nurse Assistant/Aide 12 511614	Ophthalmic Medical Technologist 12 511803	Medical Laboratory Aide/ Phlebotomy 12 512602	Therapeutic Recreational Assisting 12 512604	Business Administration & Management, General 12 520201	Logistics & Materials Management 12 520203
522	Belleville	0	0	40	0	5	0	0	0	36	0
503	Black Hawk	0	0	51	58	0	0	0	0	12	0
508	Chicago	(0)	(0)	(268)	(85)	(116)	(0)	(0)	(0)	(48)	(0)
	Daley	0	0	56	0	0	0	0	0	6	0
	Kennedy-King	0	0	55	0	0	0	0	0	0	0
	Malcolm X	0	0	37	0	0	0	0	0	0	0
	Olive-Harvey	0	0	49	0	0	0	0	0	4	0
	Truman	0	0	71	0	0	0	0	0	9	0
	Washington	0	0	0	85	116	0	0	0	6	0
	Wilbur Wright	0	0	0	0	0	0	0	0	23	0
507	Danville	0	0	0	28	0	0	0	0	0	0
502	DuPage	0	0	95	0	0	0	0	0	46	0
509	Elgin	0	0	87	75	0	0	0	0	4	0
512	Harper	0	0	113	49	0	0	0	0	16	0
540	Heartland	0	0	9	2	0	0	0	0	0	0
519	Highland	0	0	39	23	0	0	0	0	13	0
514	Illinois Central	0	0	53	11	0	0	0	0	60	3
529	Illinois Eastern	(0)	(0)	(131)	(125)	(75)	(0)	(0)	(0)	(0)	(0)
	Frontier	0	0	0	0	23	0	0	0	0	0
	Lincoln Trail	0	0	0	0	9	0	0	0	0	0
	Olney Central	0	0	131	125	25	0	0	0	0	0
	Wabash	0	0	0	0	18	0	0	0	0	0
513	Illinois Valley	0	0	87	21	13	0	0	0	14	0
525	Joliet	0	0	102	0	0	0	0	0	0	0
520	Kankakee	0	0	61	40	1	0	0	0	0	0
501	Kaskaskia	0	0	85	31	0	0	0	0	11	0
523	Kishwaukee	0	0	47	15	52	0	0	0	6	0
532	Lake County	0	0	65	0	0	0	0	0	22	0
517	Lake Land	0	0	52	30	105	0	0	0	0	0
536	Lewis & Clark	0	0	82	0	181	0	0	0	11	0
526	Lincoln Land	0	0	109	0	0	0	0	0	18	0
530	Logan	0	0	35	68	0	0	0	0	0	0
528	McHenry	0	9	0	0	128	0	0	0	1	0
524	Moraine Valley	0	0	89	0	0	0	69	13	30	0
527	Morton	0	0	66	27	0	0	0	0	15	0
535	Oakton	0	0	61	0	0	0	0	0	0	0
505	Parkland	0	0	183	24	0	0	0	0	25	2
515	Prairie State	4	0	78	0	0	0	0	0	0	0
521	Rend Lake	0	0	52	55	121	0	0	0	6	0
537	Richland	0	0	0	0	0	0	0	0	18	1
511	Rock Valley	0	0	41	0	230	0	0	0	39	4
518	Sandburg	0	0	57	33	0	0	0	0	0	0
506	Sauk Valley	0	0	27	14	26	0	0	0	18	0
531	Shawnee	0	0	41	72	30	0	0	0	3	0
510	South Suburban	4	0	86	28	0	0	0	0	0	0
533	Southeastern	0	0	39	113	0	0	0	0	10	0
534	Spoon River	0	0	0	42	0	0	0	0	0	0
601	State Comm. Coll.	0	0	25	0	20	0	0	0	0	0
504	Triton	0	0	94	80	2	23	0	3	19	0
516	Waubonsee	0	0	58	0	132	0	0	0	5	2
539	Wood	0	0	7	26	115	0	0	0	2	0
	TOTALS	8	9	2,615	1,175	1,352	23	69	16	508	12

SOURCE OF DATA: A1 Submission

Illinois Community College Board
Table III-10
ANNUAL DUPLICATED COMPLETERS BY ACADEMIC PROGRAM BY COLLEGE
FOR FISCAL YEAR 1994

Dist. No.	District/College	Office Supervision & Management 12 520204	Operations Management & Supervision 12 520205	Accounting Technician 12 520302	Administrative Asst./Secretarial Science, General 12 520401	Executive Assistant/Secretary 12 520402	Legal Administrative Assistant/ Secretary 12 520403	Medical Administrative Assistant/ Secretary 12 520404	Court Reporter 12 520405	Information Processing/Data Entry Technician 12 520407	General Office Clerk/Clerical & Typing Services 12 520408
522	Belleville	0	0	16	22	0	4	3	0	40	9
503	Black Hawk	4	0	14	15	1	4	9	0	15	0
508	Chicago	(0)	(0)	(202)	(165)	(0)	(2)	(8)	(0)	(17)	(25)
	Daley	0	0	21	20	0	0	1	0	0	0
	Kennedy-King	0	0	6	15	0	0	0	0	2	1
	Malcolm X	0	0	6	30	0	0	0	0	0	0
	Olive-Harvey	0	0	15	10	0	0	0	0	0	4
	Truman	0	0	40	47	0	1	5	0	0	8
	Washington	0	0	25	17	0	1	2	0	15	12
	Wilbur Wright	0	0	89	26	0	0	0	0	0	0
507	Danville	4	0	23	9	9	0	18	0	13	3
502	DuPage	10	0	34	41	0	7	0	0	0	0
509	Elgin	19	0	5	5	9	1	2	0	8	3
512	Harper	0	0	16	2	15	3	1	0	0	1
540	Heartland	0	0	0	1	0	0	0	0	0	0
519	Highland	0	0	12	2	0	0	0	0	0	2
514	Illinois Central	2	0	24	28	0	0	21	1	16	9
529	Illinois Eastern	(0)	(0)	(10)	(36)	(5)	(0)	(17)	(5)	(44)	(0)
	Frontier	0	0	0	7	0	0	0	0	20	0
	Lincoln Trail	0	0	0	11	5	0	0	0	8	0
	Olney Central	0	0	10	10	0	0	17	0	11	0
	Wabash	0	0	0	8	0	0	0	5	5	0
513	Illinois Valley	0	0	30	7	0	0	0	0	15	7
525	Joliet	0	9	7	26	0	0	0	0	11	7
520	Kankakee	0	0	15	7	0	7	5	0	1	0
501	Kaskaskia	4	0	7	11	7	0	0	0	0	4
523	Kishwaukee	0	0	5	14	0	0	0	0	5	3
532	Lake County	0	0	30	19	0	0	0	0	25	0
517	Lake Land	0	0	20	9	0	7	2	0	0	3
536	Lewis & Clark	0	1	12	18	0	5	0	3	4	13
526	Lincoln Land	60	0	2	8	0	0	1	0	91	0
530	Logan	0	0	18	0	7	3	1	0	0	4
528	McHenry	0	8	6	4	0	0	0	0	20	0
524	Moraine Valley	0	1	3	28	4	1	0	0	0	4
527	Morton	0	0	6	7	0	2	1	0	8	3
535	Oakton	0	7	12	13	1	0	0	0	0	0
505	Parkland	2	0	32	10	8	10	7	0	4	0
515	Prairie State	0	10	0	2	0	0	0	0	8	0
521	Rend Lake	0	0	5	11	0	6	5	0	0	0
537	Richland	0	1	10	38	0	0	0	0	16	0
511	Rock Valley	0	0	66	12	0	4	3	0	0	1
518	Sandburg	0	0	16	32	0	0	4	0	2	13
506	Sauk Valley	0	0	19	9	0	3	5	0	10	11
531	Shawnee	0	0	5	1	2	3	23	0	0	0
510	South Suburban	8	0	48	2	3	0	4	1	5	11
533	Southeastern	0	0	1	6	0	0	0	0	0	5
534	Spoon River	0	0	0	12	0	0	0	0	0	11
601	State Comm. Coll.	0	0	0	12	0	0	0	0	2	3
504	Triton	0	1	7	12	8	8	0	14	3	0
516	Waubonsee	0	1	17	3	2	0	2	0	5	0
539	Wood	0	0	0	3	1	3	3	0	0	6
	TOTALS	113	39	755	662	82	83	145	24	388	161

SOURCE OF DATA: A1 Submission

Illinois Community College Board
Table III-10
ANNUAL DUPLICATED COMPLETERS BY ACADEMIC PROGRAM BY COLLEGE
FOR FISCAL YEAR 1994

Dist. No.	District/College	Enterprise Management & Operation, General 12 520701	Banking & Financial Support Services 12 520803	Hotel/Motel & Restaurant Management 12 520902	Human Resources Management 12 521001	Labor/Personnel Relations & Studies 12 521002	International Business 12 521101	Business Computer Programming/Programmer 12 521202	Business Computer Facilities Operator 12 521205	Real Estate 12 521501
522	Belleville	4	6	0	0	0	0	43	4	3
503	Black Hawk	0	9	5	0	1	0	20	2	0
508	Chicago	(0)	(2)	(4)	(0)	(0)	(1)	(131)	(7)	(0)
	Daley	0	0	0	0	0	0	19	0	0
	Kennedy-King	0	0	0	0	0	0	23	0	0
	Malcolm X	0	0	0	0	0	0	7	0	0
	Olive-Harvey	0	0	0	0	0	0	16	0	0
	Truman	0	0	0	0	0	0	24	7	0
	Washington	0	2	4	0	0	1	24	0	0
	Wilbur Wright	0	0	0	0	0	0	18	0	0
507	Danville	0	0	0	0	0	0	11	9	0
502	DuPage	0	0	7	0	0	0	24	1	3
509	Elgin	0	0	0	0	0	0	22	3	0
512	Harper	0	12	0	0	0	5	41	0	0
540	Heartland	0	0	0	0	0	0	0	0	0
519	Highland	0	0	0	1	0	0	1	0	0
514	Illinois Central	0	7	0	0	0	0	47	6	3
529	Illinois Eastern	(0)	(0)	(0)	(0)	(0)	(0)	(5)	(0)	(0)
	Frontier	0	0	0	0	0	0	0	0	0
	Lincoln Trail	0	0	0	0	0	0	5	0	0
	Olney Central	0	0	0	0	0	0	0	0	0
	Wabash	0	0	0	0	0	0	0	0	0
513	Illinois Valley	0	0	0	0	0	0	3	1	0
525	Joliet	0	0	0	9	0	0	10	0	0
520	Kankakee	0	0	0	0	0	0	5	0	0
501	Kaskaskia	0	0	0	0	0	0	8	0	0
523	Kishwaukee	0	0	0	0	0	0	2	0	0
532	Lake County	0	0	0	0	0	0	10	4	0
517	Lake Land	0	0	0	0	0	0	14	5	0
536	Lewis & Clark	4	0	5	2	0	0	18	0	0
526	Lincoln Land	0	0	0	0	0	0	61	0	1
530	Logan	0	0	0	0	0	0	16	0	0
528	McHenry	2	0	0	0	0	3	10	0	0
524	Moraine Valley	0	1	0	0	0	0	44	4	0
527	Morton	0	0	0	0	0	0	17	0	2
535	Oakton	0	4	12	0	0	0	17	0	1
505	Parkland	0	3	4	0	0	0	36	2	5
515	Prairie State	1	3	0	0	0	0	8	8	2
521	Rend Lake	29	0	0	0	0	0	2	0	0
537	Richland	0	0	0	0	0	0	6	0	0
511	Rock Valley	2	1	0	0	0	0	25	2	0
518	Sandburg	0	0	0	1	0	0	17	0	0
506	Sauk Valley	0	3	0	0	0	0	4	2	0
531	Shawnee	0	0	0	0	0	0	4	0	0
510	South Suburban	1	2	0	0	0	0	42	0	2
533	Southeastern	0	0	0	0	0	0	13	0	4
534	Spoon River	0	0	0	0	0	0	19	0	0
601	State Comm. Coll.	0	0	0	0	0	0	2	1	0
504	Triton	1	0	8	2	0	0	13	2	2
516	Waubonsee	9	1	0	0	0	0	4	0	124
539	Wood	0	0	0	0	0	0	1	0	0
	TOTALS	53	54	45	15	1	9	776	63	152

SOURCE OF DATA: A1 Submission

Illinois Community College Board
Table III-10
ANNUAL DUPLICATED COMPLETERS BY ACADEMIC PROGRAM BY COLLEGE
FOR FISCAL YEAR 1994

Dist. No.	District/College	General Studies	Vocational Skills	Adult Basic Education	Adult Secondary Education	Total
522	Belleville	0	0	21	0	1,522
503	Black Hawk	0	0	0	299	1,219
508	Chicago	(5)	(85)	(1)	(3)	(4,512)
	Daley	0	0	0	0	563
	Kennedy-King	0	0	1	0	357
	Malcolm X	0	0	0	1	427
	Olive-Harvey	0	0	0	1	320
	Truman	0	84	0	1	779
	Washington	4	1	0	0	1,622
	Wilbur Wright	1	0	0	0	444
507	Danville	0	0	0	0	343
502	DuPage	0	0	0	0	2,421
509	Elgin	0	0	0	0	949
512	Harper	0	0	0	22	1,592
540	Heartland	0	0	0	0	74
519	Highland	1	7	0	47	378
514	Illinois Central	0	8	0	1	1,351
529	Illinois Eastern	(0)	(0)	(0)	(0)	(997)
	Frontier	0	0	0	0	114
	Lincoln Trail	0	0	0	0	159
	Olney Central	0	0	0	0	503
	Wabash	0	0	0	0	221
513	Illinois Valley	0	0	0	51	825
525	Joliet	0	0	0	0	884
520	Kankakee	0	0	0	36	426
501	Kaskaskia	0	0	0	120	805
523	Kishwaukee	0	0	0	112	650
532	Lake County	0	0	0	27	992
517	Lake Land	0	18	0	0	834
536	Lewis & Clark	0	0	0	0	781
526	Lincoln Land	0	0	0	0	1,217
530	Logan	0	0	128	12	817
528	McHenry	0	0	0	128	642
524	Moraine Valley	0	0	0	17	1,305
527	Morton	0	0	0	0	424
535	Oakton	0	0	0	0	525
505	Parkland	0	0	0	0	888
515	Prairie State	0	0	0	0	510
521	Rend Lake	0	0	0	111	779
537	Richland	0	0	0	129	528
511	Rock Valley	0	0	0	0	1,180
518	Sandburg	0	0	0	86	469
506	Sauk Valley	0	0	0	0	438
531	Shawnee	0	0	0	29	377
510	South Suburban	0	0	91	199	1,093
533	Southeastern	0	0	0	57	805
534	Spoon River	0	0	0	0	294
601	State Comm. Coll.	0	0	0	5	145
504	Triton	0	0	0	19	1,040
516	Waubonsee	2	0	0	0	889
539	Wood	1	0	7	36	359
	TOTALS	9	118	248	1,546	36,279

SOURCE OF DATA: A1 Submission

Section IV

FINANCIAL DATA

Presented in this section are financial data on audited revenues and expenditures, chargeback computations, local tax rates, tuition and fees, and state aid grants.

Tables IV-l through IV-3 give historical data for annual enrollments, ICCB grants to colleges, and net instructional unit costs.

Table IV-4 shows the fiscal year 1994 reimbursable credit hours for funded instructional categories and the total reimbursable credit hours for each community college district. Reimbursable credit hours are those hours which qualify for state funding.

Tables IV-5 and IV-6 list the state grants received by each community college district during fiscal year 1994 and fiscal year 1995 for each category of grants.

Table IV-7 shows the per capita costs per credit hour, the chargeback rate, and tuition and fee rates for each community college district. Colleges are limited by law to a tuition rate that does not exceed one-third of their per capita costs.

Table IV-8 lists the total 1993 operating tax extensions and the corporate personal property replacement tax paid to each community college district in 1994.

Table IV-9 itemizes each college's 1993 tax levy rates for the Education Fund; Operations and Maintenance Fund; Bond and Interest Fund; Liability, Protection, and Settlement Fund; Audit Fund; and Other Funds.

Table IV-10 details the fiscal year 1994 net instructional unit cost for funded instructional categories for each community college district.

Tables IV-11 through IV-13 show operating revenues by source and operating expenditures by object and function for the Education and Operation and Maintenance Funds as reported in the districts' fiscal year 1994 external audits.

Tables IV-14 through IV-15 present total current funds revenues by source of funds and expenditures by function for each public community college district as reported in the districts' fiscal year 1994 external audit.

Table IV-16 provides data on energy usage and costs for each college for fiscal year 1994.

Illinois Community College Board
Table IV-1
ANNUAL FTE STUDENTS*
FISCAL YEAR 1984 THROUGH FISCAL YEAR 1994

Dist. No	District/College	Annual FY 1994 FTE	Annual FY 1995 FTE	Annual FY 1996 FTE	Annual FY 1997 FTE	Annual FY 1998 FTE	Annual FY 1999 FTE	Annual FY 2000 FTE	Annual FY 2001 FTE	Annual FY 2002 FTE	Annual FY 2003 FTE	Annual FY 2004 FTE
522	Belleville	6,247	5,967	5,309	5,406	5,639	6,040	6,335	6,691	7,378	7,782	7,393
503	Black Hawk	5,344	4,979	4,594	4,620	4,590	4,631	4,725	4,906	5,110	5,034	5,194
508	Chicago	59,991	62,001	57,054	58,571	54,079	51,429	51,831	56,147	58,754	55,902	52,403
507	Danville	2,183	1,972	1,964	1,929	1,893	1,924	1,992	2,085	2,182	2,249	1,937
502	DuPage	10,619	10,290	10,291	10,532	10,981	11,936	12,811	13,424	14,019	14,395	14,024
509	Elgin	3,094	2,878	2,854	2,823	2,978	3,403	3,966	4,168	4,465	4,798	4,688
512	Harper	8,748	7,705	7,249	7,123	7,301	7,723	7,923	7,847	8,218	8,183	7,970
519	Highland	1,722	1,543	1,542	1,654	1,687	1,712	1,801	1,790	1,823	1,826	1,796
514	Illinois Central	6,800	6,284	6,047	6,241	6,169	6,038	6,095	6,347	6,668	6,423	6,319
529	Illinois Eastern	5,029	4,892	5,037	4,808	4,134	4,170	4,317	4,567	4,818	4,691	4,423
513	Illinois Valley	2,603	2,483	2,457	2,482	2,469	2,401	2,493	2,605	2,634	2,617	2,572
525	Joliet	5,834	5,278	5,185	4,958	5,181	5,283	5,332	5,512	5,621	5,827	5,578
520	Kankakee	2,344	2,281	2,468	2,526	2,560	2,385	2,457	2,661	2,871	3,037	2,829
501	Kaskaskia	1,950	1,859	1,906	2,045	2,129	2,139	2,254	2,398	2,541	2,602	2,520
523	Kishwaukee	1,847	1,714	1,688	1,699	1,724	1,749	1,772	1,795	1,952	1,881	1,838
532	Lake County	5,237	4,701	4,584	4,664	4,701	5,001	5,552	5,733	5,865	6,032	5,870
517	Lake Land	2,563	2,442	2,520	2,582	2,742	2,708	2,890	2,992	3,217	3,231	3,276
536	Lewis & Clark	2,858	2,609	2,629	2,589	2,496	2,527	2,800	2,985	3,109	3,069	2,852
526	Lincoln Land	3,504	3,313	3,380	3,519	3,718	3,805	3,842	4,102	4,346	4,467	4,335
530	Logan	1,970	1,962	2,035	2,187	2,412	2,771	2,983	3,271	3,383	3,460	3,379
528	McHenry	1,759	1,519	1,398	1,453	1,407	1,537	1,737	1,949	2,267	2,449	2,499
524	Moraine Valley	6,821	6,491	6,495	6,513	6,379	7,035	7,402	7,776	8,123	8,084	7,406
527	Morton	1,755	1,543	1,457	1,445	1,409	1,573	1,760	1,869	1,993	1,923	1,845
535	Oakton	5,585	4,852	4,666	4,875	4,783	5,329	5,781	5,960	6,146	6,327	6,289
505	Parkland	4,310	4,132	4,053	4,155	4,116	4,505	4,831	4,905	5,675	5,477	5,139
515	Prairie State	2,984	2,760	2,324	2,231	2,378	2,447	2,542	2,851	3,042	3,029	2,840
521	Rend Lake	1,551	1,565	1,704	1,822	1,914	1,942	2,061	2,180	2,266	2,138	2,219
537	Richland	1,590	1,481	1,493	1,597	1,636	1,720	1,883	1,963	2,167	2,220	2,064
511	Rock Valley	4,050	3,548	3,433	3,573	3,548	3,664	3,849	4,117	4,316	4,321	4,369
518	Sandburg	1,853	1,832	1,658	1,687	1,645	1,659	1,605	1,684	1,800	1,794	1,636
506	Sauk Valley	1,820	1,565	1,592	1,628	1,677	1,652	1,646	1,792	1,873	1,744	1,567
531	Shawnee	1,054	968	1,059	1,096	965	945	964	1,099	1,364	1,396	1,400
510	South Suburban	5,010	4,479	4,024	3,399	3,416	3,884	4,012	4,204	4,759	5,106	4,984
533	Southeastern	1,741	1,801	1,997	2,126	2,224	2,180	2,296	2,348	2,320	2,245	2,300
534	Spoon River	1,229	1,131	1,012	1,099	1,089	1,066	1,086	1,283	1,382	1,457	1,274
504	Triton	10,745	9,709	8,766	8,342	8,183	8,183	8,185	8,391	8,266	8,236	7,489
516	Waubonsee	2,633	2,447	2,350	2,184	2,270	2,526	2,875	3,007	3,104	3,267	3,363
539	Wood	1,847	1,600	1,412	1,477	1,381	1,382	1,466	1,490	1,522	1,386	1,261
	TOTALS	198,824	190,576	181,686	183,660	180,003	183,004	190,152	200,894	211,359	210,105	201140

*Calculated from Reimbursable credit hours.

SOURCE OF DATA: ICCB Credit Hour Claims

Illinois Community College Board
Table IV-2
TOTAL ICCB GRANTS PAID TO COMMUNITY COLLEGES
FISCAL YEAR 1988 THROUGH FISCAL YEAR 1995

Dist No	Dist/College	FY 1988 Total Grants	FY 1989 Total Grants	FY 1990 Total Grants	FY 1991 Total Grants	FY 1992 Total Grants	FY 1993 Total Grants	FY 1994 Total Grants	FY 1995 Total Grants
522	Belleville	$5,488,308	$5,949,314	$7,785,142	$8,741,657	$8,912,403	$8,930,408	$9,996,639	$11,588,232
503	Black Hawk	4,667,352	5,179,549	6,653,922	7,156,716	7,011,571	6,978,585	7,340,297	7,560,329
508	Chicago	57,517,807	61,572,425	61,324,017	57,569,071	53,763,432	56,160,170	56,489,317	55,307,152
507	Danville	2,441,409	2,448,225	3,007,904	3,147,507	3,189,140	3,146,845	3,288,457	3,491,144
502	DuPage	9,172,630	9,756,277	11,712,802	12,028,986	12,051,255	11,939,840	11,964,764	12,627,767
509	Elgin	2,524,619	2,644,557	3,146,113	3,409,520	3,714,451	3,640,406	3,836,507	4,201,372
512	Harper	6,184,972	6,339,670	7,370,894	7,446,182	7,095,854	6,595,465	6,742,589	6,865,061
519	Highland	1,713,605	1,977,193	2,552,896	2,717,504	2,769,746	2,491,418	2,458,116	2,584,034
514	Illinois Central	5,630,793	6,642,697	8,351,947	8,248,636	7,679,254	7,577,320	7,652,605	7,776,102
529	Illinois Eastern	6,540,030	6,553,613	7,440,812	7,394,141	7,443,518	7,523,449	7,893,756	8,289,703
513	Illinois Valley	2,258,562	2,380,694	2,733,035	2,570,653	2,440,673	2,492,913	2,438,812	2,473,722
525	Joliet	4,641,532	4,624,545	5,518,008	5,349,311	5,031,849	4,867,164	4,829,447	5,115,972
520	Kankakee	3,039,397	3,406,407	4,266,454	4,139,209	3,984,002	3,897,761	4,355,528	4,927,588
501	Kaskaskia	2,250,659	2,648,851	3,552,211	3,675,774	3,690,756	3,813,223	4,139,871	4,331,001
523	Kishwaukee	2,028,146	2,180,420	2,726,732	2,874,913	2,729,376	2,455,612	2,554,458	2,494,373
532	Lake County	4,165,428	4,432,890	5,042,613	5,084,443	5,225,514	5,035,053	5,027,855	5,266,182
517	Lake Land	2,504,950	2,859,552	3,556,626	3,609,424	3,829,689	3,755,129	4,209,942	4,591,794
536	Lewis & Clark	2,404,490	2,514,417	2,986,116	3,030,806	3,418,863	3,289,051	3,342,042	3,529,624
526	Lincoln Land	3,085,768	3,347,896	4,047,238	3,959,795	3,777,511	3,804,974	3,874,207	4,051,525
530	Logan	2,652,214	3,018,741	4,367,886	5,354,910	5,410,548	6,041,715	6,232,524	6,784,207
528	McHenry	1,259,167	1,357,981	1,518,601	1,559,257	1,623,317	1,766,576	1,982,642	2,147,914
524	Moraine Valley	6,196,410	6,040,883	6,825,118	7,191,191	7,426,585	7,093,419	7,230,433	7,327,879
527	Morton	1,373,965	1,406,069	1,650,843	1,665,352	1,819,208	1,709,953	1,811,652	1,833,487
535	Oakton	3,922,925	4,298,212	4,745,844	5,069,275	5,176,328	4,950,623	5,000,129	5,291,025
505	Parkland	3,672,426	3,993,741	4,606,778	5,076,206	5,457,576	4,911,077	5,954,200	6,138,854
515	Prairie State	2,176,667	2,181,527	2,697,611	2,657,011	2,578,497	2,625,273	2,752,858	2,763,692
521	Rend Lake	2,287,691	2,778,793	3,628,533	3,703,699	3,848,469	3,920,115	4,041,847	4,108,903
537	Richland	1,315,766	1,469,737	1,703,419	1,702,556	1,741,509	1,734,528	1,865,178	1,943,716
511	Rock Valley	3,044,430	3,370,822	3,844,650	3,796,127	3,738,825	3,753,256	3,793,454	3,847,896
518	Sandburg	1,503,845	1,710,386	1,998,933	2,134,847	2,031,043	1,917,516	2,129,184	2,233,779
506	Sauk Valley	1,652,739	1,649,428	2,267,996	2,407,280	2,230,739	2,217,439	2,295,426	2,327,003
531	Shawnee	1,566,790	1,637,222	1,840,374	1,879,912	1,783,995	1,896,714	2,468,869	2,690,240
510	South Suburban	4,352,303	3,829,963	3,873,867	4,963,177	4,878,025	4,383,016	4,984,812	6,173,345
533	Southeastern	2,611,274	3,063,929	3,976,109	4,105,638	4,074,090	3,977,343	4,024,591	4,178,918
534	Spoon River	969,928	1,233,080	1,583,636	1,669,153	1,599,810	1,659,284	1,633,330	1,796,487
504	Triton	7,974,853	8,240,699	9,430,380	8,888,685	8,399,833	7,920,530	7,635,909	7,768,211
516	Waubonsee	2,064,852	2,007,310	2,314,481	2,470,457	2,613,578	2,570,435	2,618,486	2,824,993
539	Wood	1,593,179	1,844,849	2,112,309	2,275,404	2,229,467	2,006,101	1,930,584	1,951,200
	TOTALS	$180,451,881	$192,592,564	$218,762,850	$220,724,385	$216,420,299	$215,449,701	$222,821,316	$231,204,426

SOURCE OF DATA: ICCB Financial Records

Illinois Community College Board
Table IV-3
NET INSTRUCTIONAL UNIT COST IN ILLINOIS PUBLIC COMMUNITY COLLEGES
SINCE FISCAL YEAR 1988

Dist.	District/College	FY 1988	FY 1989	FY 1990	FY 1991	FY 1992	FY 1993	FY 1994
522	Belleville	$90.89	$90.60	$97.55	$103.48	$105.82	$106.73	$115.93
503	Black Hawk	97.93	107.02	114.81	127.88	130.94	141.07	142.18
	East	114.06	150.96	151.57	160.34	--	--	--
	Quad Cities	95.08	100.06	109.4	123	--	--	--
508	Chicago	88.4	98.7	108.77	109.06	108.75	114.61	117.08
	City-Wide	78.18	89.4	100.77	96.92	98.77	120.08	--
	Daley	97.94	110.99	121.44	121.05	123.14	141.6	126.79
	Kennedy-King	88.27	99.56	109.84	106.75	99.11	112.86	110.60
	Malcolm X	74.38	83.81	93.68	98.68	97.42	92.7	101.73
	Olive-Harvey	86.74	94.55	104.45	107.37	112.58	118.69	131.97
	Truman	82.64	90.91	100.86	102.02	101.52	101.94	107.78
	Washington	128.12	137.87	147.36	144.34	144.83	148.13	135.42
	Wright	111.45	127.67	131.82	131.27	127.23	122.91	127.13
507	Danville	114.2	117.55	126.02	135.58	120.96	129.93	143.97
502	DuPage	100.01	98.95	101.9	110.63	120.35	124.26	134.86
509	Elgin	120.54	119.89	116.78	129.03	133.46	138.97	144.08
512	Harper	127.43	130.54	138.01	158.78	161.06	163.08	178.72
519	Highland	98.15	112.47	115.74	122.28	131.08	143.01	140.88
514	Illinois Central	101.44	112.35	115.99	124.92	124.83	133.16	152.64
529	Illinois Eastern	84.01	75.74	85.54	84.56	85.63	85.37	93.40
	Frontier	72.59	62.33	69.49	67.53	98.27	62.69	75.06
	Lincoln Trail	105.75	97.96	109.84	111.75	104.07	103.93	114.64
	Olney Central	99.41	90.11	101.53	111.64	78.24	101.98	105.90
	Wabash Valley	70.46	64.14	73.14	66.89	64.91	77.32	83.15
513	Illinois Valley	94.62	104.2	110.19	111.11	111.82	118.81	128.77
525	Joliet	121.07	136.09	122.41	142.08	143.86	145.15	158.98
520	Kankakee	75.79	96.62	92.89	95.39	93.29	92.69	102.81
501	Kaskaskia	101.74	106.63	108.75	110.66	112.59	111.56	123.75
523	Kishwaukee	115.42	122.06	127.56	134.01	123.83	131.17	144.26
532	Lake County	131.13	126.17	133.44	152.45	162.59	157.02	181.14
517	Lake Land	92.34	96.01	95.8	99.53	102.05	103.17	126.53
536	Lewis & Clark	101.64	118.95	111.09	103.96	98.82	109.91	124.33
526	Lincoln Land	103.42	105.83	112.2	123.39	116.48	117.79	132.62
530	Logan	98.55	100.39	104.48	106.18	119.28	111.12	124.19
528	McHenry	109.35	120.9	123.85	151.84	132.52	134.45	143.67
524	Moraine Valley	94.92	117.12	112.93	137.39	159.83	136.17	160.72
527	Morton	130.83	128.46	137.92	140.2	141.87	145.58	155.63
535	Oakton	120.89	123.49	125.2	134.13	132.92	127.85	133.86
505	Parkland	134.98	131.58	127.21	137.44	125.15	146.46	154.08
515	Prairie State	119.13	122.28	126.02	122.63	125.97	133.69	143.42
521	Rend Lake	102.47	109.29	120.65	112.98	99.83	120.32	120.69
537	Richland	121.92	130.24	132.88	132.99	114.97	113.07	134.40
511	Rock Valley	120.99	135.04	138.32	133.76	138.16	147.55	151.39
518	Sandburg	108.42	109.65	125.89	122.93	124.45	130.58	130.58
506	Sauk Valley	115.71	120.25	124.04	127.63	134.54	138.56	154.96
531	Shawnee	92.22	95.29	110.81	111.53	116.51	70.54	136.07
510	South Suburban	117.96	117.97	141.43	128.96	129.71	133.81	141.00
533	Southeastern	83.82	96.04	98.79	108.78	114.7	120.55	127.15
534	Spoon River	116.07	116.53	134.29	130.04	116.3	119.2	127.38
601	State Comm. Coll.	136.66	147.78	159.35	160.09	189.53	154.71	DNA
504	Triton	131.03	132.64	143.34	146.59	149	154.41	160.88
516	Waubonsee	162.54	143.3	130.48	137.49	150.74	163.18	156.89
539	Wood	121.83	124.72	134.48	137.86	140.43	147.42	162.90
	STATE AVERAGES	$103.92	$110.53	$116.16	$121.74	$123.44	$126.88	$136.09

SOURCE OF DATA: Unit Cost Reports

Illinois Community College Board
Table IV-4
FISCAL YEAR 1994 TOTAL REIMBURSABLE CREDIT HOURS

Dist. No.	District	Baccalaureate	Business	Technical	Health	Remedial	ABE/ASE	Total
522	Belleville	134,804	21,005	34,732	11,861	12,318	7,065	221,785
503	Black Hawk	83,642	12,142	19,082	8,171	7,589	25,196	155,822
508	Chicago	385,258	60,319	79,589	55,284	64,883	926,757	1,572,090
507	Danville	34,918	6,307	7,200	1,547	3,156	4,972	58,100
502	DuPage	281,396	32,493	61,905	14,456	12,464	17,993	420,707
509	Elgin	75,203	11,421	19,164	7,217	4,455	23,167	140,627
512	Harper	166,672	21,097	16,251	8,201	12,395	14,493	239,109
519	Highland	33,366	3,115	5,385	3,124	3,902	5,001	53,893
514	Illinois Central	129,301	18,840	21,815	8,212	7,845	3,562	189,575
529	Illinois Eastern	63,692	10,527	34,017	15,754	3,377	5,318	132,685
513	Illinois Valley	51,799	5,279	10,521	4,756	3,290	1,510	77,155
525	Joliet	104,712	10,741	24,498	6,046	10,206	11,130	167,333
520	Kankakee	32,440	6,584	7,000	8,784	5,448	24,603	84,859
501	Kaskaskia	43,303	6,204	10,090	9,781	2,620	3,587	75,585
523	Kishwaukee	33,279	3,265	7,507	3,840	2,668	4,572	55,131
532	Lake County	115,440	10,756	19,836	8,027	10,346	11,684	176,089
517	Lake Land	54,641	9,066	19,700	8,951	3,625	2,297	98,280
536	Lewis & Clark	50,563	7,473	7,832	6,326	6,964	6,400	85,558
526	Lincoln Land	86,648	7,439	19,954	6,741	6,277	3,003	130,062
530	Logan	68,099	10,099	9,895	6,047	2,459	4,773	101,372
528	McHenry	50,566	7,303	6,681	2,377	2,608	5,448	74,983
524	Moraine Valley	152,377	15,062	19,058	14,571	8,641	12,481	222,190
527	Morton	32,921	3,361	4,299	4,583	1,237	8,941	55,342
535	Oakton	112,854	13,141	18,131	6,733	12,922	24,902	188,683
505	Parkland	98,273	11,250	15,533	12,898	12,868	3,348	154,170
515	Prairie State	53,338	4,925	8,011	6,620	5,039	7,265	85,198
521	Rend Lake	35,044	6,241	13,445	6,601	2,993	2,247	66,571
537	Richland	39,576	4,788	6,665	1,115	5,951	3,810	61,905
511	Rock Valley	82,977	10,724	18,927	5,026	8,837	4,571	131,062
518	Sandburg	26,832	4,332	5,249	5,964	1,798	4,919	49,094
506	Sauk Valley	29,565	4,334	4,902	3,739	3,282	1,199	47,021
531	Shawnee	24,753	5,709	3,186	4,924	1,530	1,891	41,993
510	South Suburban	72,709	12,093	9,837	13,148	13,597	28,148	149,532
533	Southeastern	29,967	6,707	16,459	9,448	2,613	3,808	69,002
534	Spoon River	24,430	4,092	4,200	2,453	1,434	1,623	38,232
504	Triton	114,170	17,005	29,752	23,979	13,195	26,564	224,665
516	Waubonsee	54,287	11,936	7,737	5,418	4,995	16,522	100,895
539	Wood	19,698	4,620	5,428	3,048	2,428	2,608	37,830
	STATE TOTALS	3,083,513	421,795	633,473	335,771	292,255	1,267,378	6,034,185

*The credit hours used for funding purposes may not be the same as presented on this table.

Illinois Community College Board
Table IV-5
SUMMARY OF FISCAL YEAR 1994 ICCB GRANTS TO ILLINOIS PUBLIC COMMUNITY COLLEGES

Dist. No.	District	Credit Hour Grants	Equalization Grants	Special Population Grant	Economic Development Grants	Advanced Technology Grants	Retirees Health Ins. Grants	Total Grants
522	Belleville	$6,085,681	$3,429,156	$114,045	$140,181	$171,449	$56,127	$9,996,639
503	Black Hawk	3,947,459	2,978,710	162,378	91,804	92,593	67,353	7,340,297
508	Chicago	35,718,481	13,769,489	5,505,954	386,406	572,808	536,179	56,489,317
507	Danville	1,767,713	1,307,368	59,472	61,380	43,000	49,524	3,288,457
502	DuPage	11,226,645	0	154,918	196,488	263,233	123,480	11,964,764
509	Elgin	3,478,455	0	145,860	87,057	84,856	40,279	3,836,507
512	Harper	6,277,288	0	160,374	104,491	113,274	87,162	6,742,589
519	Highland	1,539,644	741,016	56,454	54,393	31,612	34,997	2,458,116
514	Illinois Central	5,374,492	1,902,264	72,173	108,535	119,865	75,276	7,652,605
529	Illinois Eastern	4,126,618	3,322,638	133,912	123,967	145,021	41,600	7,893,756
513	Illinois Valley	2,239,596	0	44,458	64,968	48,850	40,940	2,438,812
525	Joliet	4,413,374	0	151,254	93,258	94,964	76,597	4,829,447
520	Kankakee	2,231,860	1,826,154	153,634	68,113	53,976	21,791	4,355,528
501	Kaskaskia	2,352,534	1,572,808	44,727	75,208	65,540	29,054	4,139,871
523	Kishwaukee	1,645,689	728,313	66,765	57,890	37,312	18,489	2,554,458
532	Lake County	4,679,951	0	127,055	91,855	92,676	36,318	5,027,855
517	Lake Land	2,740,984	1,204,332	47,774	87,574	85,697	43,581	4,209,942
536	Lewis & Clark	2,497,028	578,199	98,879	71,485	59,473	36,978	3,342,042
526	Lincoln Land	3,602,261	0	59,952	84,471	80,640	46,883	3,874,207
530	Logan	2,674,069	3,356,844	59,222	69,555	56,326	16,508	6,232,524
528	McHenry	1,817,294	0	54,779	56,703	35,377	18,489	1,982,642
524	Moraine Valley	6,753,440	0	121,951	131,329	157,021	66,692	7,230,433
527	Morton	1,582,030	0	92,967	53,064	29,445	54,146	1,811,652
535	Oakton	4,582,520	0	192,596	91,430	91,983	41,600	5,000,129
505	Parkland	4,765,768	836,749	104,704	100,284	106,416	40,279	5,954,200
515	Prairie State	2,482,565	0	92,605	67,159	52,421	58,108	2,752,858
521	Rend Lake	2,064,784	1,761,534	50,081	75,310	65,706	24,432	4,041,847
537	Richland	1,697,820	0	71,247	54,219	31,327	10,565	1,865,178
511	Rock Valley	3,481,430	0	85,683	86,913	84,621	54,807	3,793,454
518	Sandburg	1,549,986	404,038	56,817	57,148	36,103	25,092	2,129,184
506	Sauk Valley	1,626,307	490,962	48,813	60,327	41,284	27,733	2,295,426
531	Shawnee	1,195,712	1,143,523	41,450	51,205	26,414	10,565	2,468,869
510	South Suburban	3,756,277	817,673	180,272	84,010	79,888	66,692	4,984,812
533	Southeastern	2,140,901	1,664,515	46,701	81,496	75,791	15,187	4,024,591
534	Spoon River	1,208,424	280,562	35,925	54,630	31,998	21,791	1,633,330
504	Triton	6,972,768	0	244,005	143,899	177,510	97,727	7,635,909
516	Waubonsee	2,346,427	0	116,680	68,468	54,555	32,356	2,618,486
539	Wood	1,355,672	417,328	43,463	63,326	46,173	4,622	1,930,584
	STATE TOTALS	$159,999,946	$44,534,175	$9,099,999	$3,499,999	$3,537,198	$2,149,999	$222,821,316
	SPECIAL INITIATIVES			300,000	300,000			600,000
	HEARTLAND							1,339,800
	ROUNDING	54	125	1	1	2	1	184
		$160,000,000	$44,534,300	$9,400,000	$3,800,000	$3,537,200	$2,150,000	$224,761,300

SOURCE OF DATA: ICCB Financial Records

Illinois Community College Board
Table IV-6
SUMMARY OF FISCAL YEAR 1995 ICCB GRANTS TO ILLINOIS PUBLIC COMMUNITY COLLEGES

Dist. No.	District	Credit Hour Grants	Equalization Grants	Special Population Grant	Economic Development Grants	Advanced Technology Grants	Retirees Health Ins. Grants	Total Grants
522	Belleville	$6,438,153	$4,582,494	$132,388	$169,659	$201,737	$63,801	$11,588,232
503	Black Hawk	3,966,785	3,102,537	200,430	108,236	109,717	72,624	7,560,329
508	Chicago	36,400,673	11,240,303	6,007,044	455,556	630,047	573,529	55,307,152
507	Danville	1,820,906	1,433,799	68,434	67,321	48,422	52,262	3,491,144
502	DuPage	11,752,979	0	191,279	236,183	301,398	145,928	12,627,767
509	Elgin	3,765,490	0	188,843	100,317	97,853	48,869	4,201,372
512	Harper	6,343,566	0	178,397	119,479	126,560	97,059	6,865,061
519	Highland	1,530,073	862,381	65,142	56,931	32,855	36,652	2,584,034
514	Illinois Central	5,239,922	2,110,682	79,555	123,335	132,337	90,271	7,776,102
529	Illinois Eastern	4,243,001	3,547,718	130,886	147,962	169,231	50,905	8,289,703
513	Illinois Valley	2,258,354	0	46,724	70,837	53,689	44,118	2,473,722
525	Joliet	4,646,081	0	169,800	107,969	109,317	82,805	5,115,972
520	Kankakee	2,368,558	2,196,033	200,886	76,373	61,982	23,756	4,927,588
501	Kaskaskia	2,423,436	1,659,389	50,290	86,075	76,517	35,294	4,331,001
523	Kishwaukee	1,623,427	682,280	66,991	60,730	38,547	22,398	2,494,373
532	Lake County	4,863,009	0	145,183	106,874	107,677	43,439	5,266,182
517	Lake Land	2,828,189	1,462,407	48,858	101,624	99,811	50,905	4,591,794
536	Lewis & Clark	2,489,423	754,719	103,969	77,619	63,849	40,045	3,529,624
526	Lincoln Land	3,734,963	0	73,838	96,960	92,823	52,941	4,051,525
530	Logan	2,803,228	3,748,504	64,522	79,527	66,707	21,719	6,784,207
528	McHenry	1,958,469	0	64,637	63,071	42,054	19,683	2,147,914
524	Moraine Valley	6,799,601	0	136,169	147,249	168,163	76,697	7,327,879
527	Morton	1,598,228	0	86,144	57,314	33,430	58,371	1,833,487
535	Oakton	4,802,903	0	226,321	105,683	105,892	50,226	5,291,025
505	Parkland	4,652,208	1,095,619	107,771	112,913	116,723	53,620	6,138,854
515	Prairie State	2,481,249	0	98,927	71,900	55,281	56,335	2,763,692
521	Rend Lake	2,003,801	1,868,269	51,530	82,668	71,413	31,222	4,108,903
537	Richland	1,750,316	0	79,006	61,891	40,286	12,217	1,943,716
511	Rock Valley	3,506,480	0	90,138	98,482	95,104	57,692	3,847,896
518	Sandburg	1,559,902	479,087	67,792	61,502	39,704	25,792	2,233,779
506	Sauk Valley	1,558,135	578,144	52,408	63,859	43,235	31,222	2,327,003
531	Shawnee	1,248,088	1,295,203	41,594	58,544	35,273	11,538	2,690,240
510	South Suburban	4,063,835	1,604,823	238,775	99,178	96,146	70,588	6,173,345
533	Southeastern	2,172,062	1,760,982	51,514	92,271	85,799	16,290	4,178,918
534	Spoon River	1,282,223	349,501	39,707	60,725	38,539	25,792	1,796,487
504	Triton	7,009,273	0	282,276	166,967	197,704	111,991	7,768,211
516	Waubonsee	2,522,110	0	125,113	78,566	65,267	33,937	2,824,993
539	Wood	1,293,411	487,042	46,719	67,649	48,913	7,466	1,951,200
	STATE TOTALS	$163,802,510	$46,901,916	$10,100,000	$3,999,999	$4,000,002	$2,399,999	$231,204,426
	SPECIAL INITIATIVES			400,000	500,000			900,000
	HEARTLAND							1,466,000
	ROUNDING	-10	84		1	-2		74
		$163,802,500	$46,902,000	$10,500,000	$4,500,000	$4,000,000	$2,399,999	$233,570,500

SOURCE OF DATA: ICCB Financial Records

Illinois Community College Board
Table IV-7
PER CAPITA COSTS, CHARGEBACK RATES, AND STUDENT TUITION AND FEE RATES AT ILLINOIS PUBLIC COMMUNITY COLLEGE DISTRICTS

Dist. No.	District	FY 1994 Per Capita Costs a)	FY 1995 Chargeback Rates a)	FY 1995 Student Tuition & Fee Rates b)
522	Belleville	$148.06	$50.25	$38.00
503	Black Hawk	189.79	57.5	52.00
508	Chicago	DNS	DNS	41.17
507	Danville	170.28	85.43	36.00
502	DuPage	174.9	100.54	37.50
509	Elgin	205.32	124.14	39.50
512	Harper	198.6	129.34	37.50
540	Heartland	141.42	67.42	34.00
519	Highland	189	78.08	38.00
514	Illinois Central	188.96	64.33	42.45
529	Illinois Eastern	156.58	56.52	27.00
513	Illinois Valley	175.6	73.49	36.25
525	Joliet	178.88	91.73	39.00
520	Kankakee	161.65	39.05	38.00
501	Kaskaskia	159.13	50.22	33.75
523	Kishwaukee	207.32	111.98	37.75
532	Lake County	238.58	149.99	44.00
517	Lake Land	189.44	43.3	44.00
536	Lewis & Clark	200.24	80.86	34.50
526	Lincoln Land	145.68	53.41	36.75
530	Logan	148.23	68.01	28.50
528	McHenry	199.9	126.97	37.47
524	Moraine Valley	203.61	114.74	41.00
527	Morton	182.35	83.96	44.00
535	Oakton	199.89	115.31	33.25
505	Parkland	180.62	84.6	41.00
515	Prairie State	189.8	81.05	53.00
521	Rend Lake	198.08	61.4	30.00
537	Richland	198.13	90.13	39.50
511	Rock Valley	206.56	92.9	37.50
518	Sandburg	221.43	78.54	49.00
506	Sauk Valley	190.99	70.07	40.00
531	Shawnee	202.04	48.99	29.25
510	South Suburban	208.59	105.75	48.00
533	Southeastern	196.34	82.74	27.00
534	Spoon River	157.66	43.51	44.00
504	Triton	195.86	89.15	44.50
516	Waubonsee	215.21	124.25	40.50
539	Wood	193.2	66.87	49.00
	AVERAGES	$187.05	$82.54	$39.07

DNS = Data Not Submitted
SOURCES OF DATA: a) Certificate of Chargeback Reimbursement
b) ICCB Survey

Illinois Community College Board
Table IV-8
1993 OPERATING TAX EXTENSIONS* FOR REAL ESTATE AND OTHER PROPERTY
TAX AND 1994 CORPORATE PERSONAL PROPERTY REPLACEMENT TAX REVENUES

Dist. No.	District	1993 Operating Tax Extension a)	1994 Total CPPRT b)
522	Belleville	$4,123,093	$702,519
503	Black Hawk	2,871,526	691,246
508	Chicago	69,817,982	6,872,823
507	Danville	2,061,351	290,865
502	DuPage	35,748,380	783,803
509	Elgin	13,716,805	284,661
512	Harper	26,623,454	483,902
519	Highland	1,954,295	203,135
514	Illinois Central	6,574,415	1,485,797
529	Illinois Eastern	1,775,638	339,407
513	Illinois Valley	3,177,352	607,526
525	Joliet	12,144,517	993,692
520	Kankakee	1,574,817	248,172
501	Kaskaskia	1,461,765	250,860
523	Kishwaukee	2,905,392	132,565
532	Lake County	19,830,731	597,867
517	Lake Land	2,122,331	220,251
536	Lewis & Clark	3,810,384	500,981
526	Lincoln Land	8,087,293	555,378
530	Logan	1,720,209	317,646
528	McHenry	7,089,985	164,365
524	Moraine Valley	10,493,973	634,739
527	Morton	3,919,291	632,976
535	Oakton	21,629,668	517,913
505	Parkland	7,589,324	1,112,964
515	Prairie State	4,160,139	243,684
521	Rend Lake	1,002,837	216,994
537	Richland	3,097,228	218,434
511	Rock Valley	9,974,676	779,132
518	Sandburg	1,801,071	137,237
506	Sauk Valley	2,131,035	234,568
531	Shawnee	589,878	249,123
510	South Suburban	3,735,413	283,343
533	Southeastern	986,256	113,169
534	Spoon River	1,019,449	463,161
504	Triton	14,904,618	1,012,668
516	Waubonsee	7,930,991	466,674
539	Wood	1,256,218	253,853
	TOTALS	$325,413,781	$24,298,093

*1993 tax extensions are collectible in 1994
SOURCES OF DATA: a) ICCB 1995 Tax Survey
b) Department of Revenue

Illinois Community College Board
Table IV-9
1993 TAX LEVY RATES (PER $100 OF EAV)

Dist. No.	District	Education Fund	Oper. & Maint. Fund	Supp. Equity	Liability, Protect. & Settlement Fund	Audit Fund	Building Bonds	Working Cash Bonds	Protect., Health & Safety Bonds	Teacher's Orders	Prot., Health., & Safety Tax Levy	PBC Oper. & Maint. Fund	PBC Rental Fund	Total
522	Belleville	13.20	2.80		3.18	0.05					3.34			22.57
503	Black Hawk	11.58	6.76	4.48	9.70	0.44					4.62			37.58
508	Chicago	17.01	1.46		0.85							5.90	12.72	37.94
507	Danville	29.00	7.50		6.03	0.28		9.51	10.06		19.57			81.95
502	DuPage	16.97	2.91		0.51	0.02								20.41
509	Elgin	22.39	7.15		2.79	0.11		0.89				1.62	8.43	43.38
512	Harper	17.08	7.32		0.93	0.04	0.91	1.49			1.05			28.82
519	Highland	17.50	7.50		4.48	0.39		3.46			5.00			38.33
514	Illinois Central	20.00	5.00		6.42	0.50					5.00		10.86	47.78
529	Illinois Eastern	17.50	7.50		4.35	0.11	9.90		3.79					43.15
513	Illinois Valley	13.00	4.00		4.11	0.17		2.49			4.12			27.89
525	Joliet	12.49	7.50		0.63	0.10					0.46			21.18
520	Kankakee	12.52	3.58	4.52	2.60	0.31								23.53
501	Kaskaskia	17.50	7.50		6.79	0.17		4.63			5.00			41.59
523	Kishwaukee	25.58	6.89		3.16	0.30	15.67				2.27			53.87
532	Lake County	12.80	5.90		0.11	1.50		1.20	0.30		1.10			22.91
517	Lake Land	15.50	2.50	5.63	3.18	0.22					5.00			32.03
536	Lewis & Clark	15.00	10.00		2.10	0.10		3.22						30.42
526	Lincoln Land	24.25	5.82		1.17	0.10		2.10	0.96					34.39
530	Logan	19.96	4.98		3.85	0.03	7.80		12.61					49.23
528	McHenry	22.00	3.00		2.99	0.22	1.20			5.59				35.00
524	Moraine Valley	15.45	4.42		1.33	0.13	2.66							23.99
527	Morton	26.33	8.78		7.17	0.44		4.90			4.39			52.01
535	Oakton	16.41	4.47		0.99	0.04		2.88						24.79
505	Parkland	26.00	10.00		6.94	0.19					5.00			48.13
515	Prairie State	19.07	2.79		3.93	0.12		7.32	0.96		4.65			38.84
521	Rend Lake	20.00	5.00		7.50	0.50			9.00	15.00				57.00
537	Richland	15.00	4.00		2.50	0.19	6.31							28.00
511	Rock Valley	22.95	4.00		4.45	0.07	2.73				0.27			34.47
518	Sandburg	17.00	5.00	1.63	1.36	0.50		1.20		5.96	5.00			37.65
506	Sauk Valley	24.50	3.00		6.46	0.34			3.54		5.00			42.84
531	Shawnee	19.37	4.84		8.95	0.50	5.49							39.15
510	South Suburbar	9.08	6.80	5.58	13.43	0.31		2.22	4.45	4.26	0.47			46.60
533	Southeastern	28.00	10.00		6.39	5.00								49.39
534	Spoon River	20.00	5.00		7.26	0.37			3.44					36.07
504	Triton	23.65	6.49		3.95	0.14					0.51			34.74
516	Waubonsee	25.70	3.00		2.14	0.17		1.64			1.53		12.15	46.33
539	Wood	16.84	4.81	1.07	4.99	0.46		3.74			1.73			33.64

SOURCE OF DATA: ICCB 1994 Tax Survey

Illinois Community College Board
Table IV-10
FISCAL YEAR 1994 NET INSTRUCTIONAL UNIT COST BY FUNDED INSTRUCTIONAL CATEGORIES
IN ILLINOIS PUBLIC COMMUNITY COLLEGES*

Dist. No.	Districts	Baccalaureate	Business	Technical	Health	Remedial	ABE/ASE	Average
522	Belleville	$106.04	$111.09	$143.94	$169.35	$106.45	$115.40	$160.72
503	Black Hawk	138.83	146.05	170.95	198.69	132.03	112.9	117.08
508	Chicago	162.17	148.01	157.9	175.49	181.42	83.87	140.88
507	Danville	130.93	153.42	194.96	202.98	128.41	141.94	178.72
502	Dupage	128.44	142.45	150.36	205.22	114.22	126.336	142.18
509	Elgin	134.97	168.28	189.34	239.77	114.99	103.83	152.64
512	Harper	166.43	185.85	250.64	297.34	169	174.75	158.98
519	Highland	137.43	135	192.07	157.57	97.38	139	132.62
514	Illinois Central	130.41	157.2	206.24	260.93	182.99	330.99	123.75
529	Illinois Eastern	87.32	96.96	100.36	105.45	70.69	93.98	151.39
513	Illinois Valley	125.31	117.54	145.44	154.65	126.55	107.68	102.81
525	Joliet	147.6	170.86	200.78	238.72	138.24	142.13	154.08
520	Kankakee	100.99	109.36	165.22	154.66	96.1	70.06	124.19
501	Kaskaskia	110.31	135.65	162.18	157.39	105.31	84.73	115.93
523	Kishwaukee	117.70	159.33	202.75	187.12	134.19	194.71	155.63
532	Lake County	178.76	183.69	204.89	274.54	162.05	129.58	136.07
517	Lake Land	117.96	134.59	142.44	161.18	115.99	98.57	126.53
536	Lewis & Clark	115.03	136.52	156.59	196.001	93.56	117.28	160.88
526	Lincoln Land	126.54	122.61	128.89	237.52	129.13	126.51	143.42
530	Logan	115.25	128.99	163.94	163.16	145.26	104.13	130.58
528	Mc Henry	139.26	150.47	189.54	163.38	142.33	109.95	134.40
524	Moraine Valley	153.73	171.35	211.34	210.62	131.42	125.23	133.86
527	Morton	151.03	189.93	210.29	236.75	113.43	122.3	120.69
535	Oakton	132.01	157.4	167.05	230.13	115.13	88.43	127.38
505	Parkland	146.38	147.65	169.91	239.59	135.25	112.7	134.86
515	Prairie State	132.8	147.35	185.75	232.35	123.84	103.97	144.26
521	Rend Lake	105.7	109.59	181.74	83.14	122.69	135.65	143.67
537	Richland	133.47	146.79	167.24	165.29	119.45	105.56	156.89
511	Rock Valley	138.9	146.37	229.55	181.35	131.08	94.84	128.77
518	Sandburg	119.1	151.93	155.47	182.59	153.69	102.54	124.33
506	Sauk Valley	147.63	147.51	168.87	227.79	137.43	130.3	144.08
531	Shawnee	120.33	183.53	152.74	164.03	100.7	124.26	154.96
510	South Suburban	139.99	143.55	173.94	172.25	137.7	116.88	93.40
533	Southeastern	120.57	138.53	145.19	130.94	113.03	95.19	141.00
534	Spoon River	119.2	136.88	168.558	129.4	101.75	145.53	127.15
504	Triton	152.15	175.02	211.14	201.3	147.36	103.15	143.97
516	Waubonsee	151.61	175.26	194.24	178.38	141.51	141.81	181.14
539	Wood	153.2	161.57	187.47	233.96	103.8	161.81	162.90
	STATE AVERAGES	$138.54	$149.13	$170.55	$189.86	$140.77	$92.83	$136.02

*Excludes State Community College
SOURCE OF DATA: ICCB Unit Cost Report

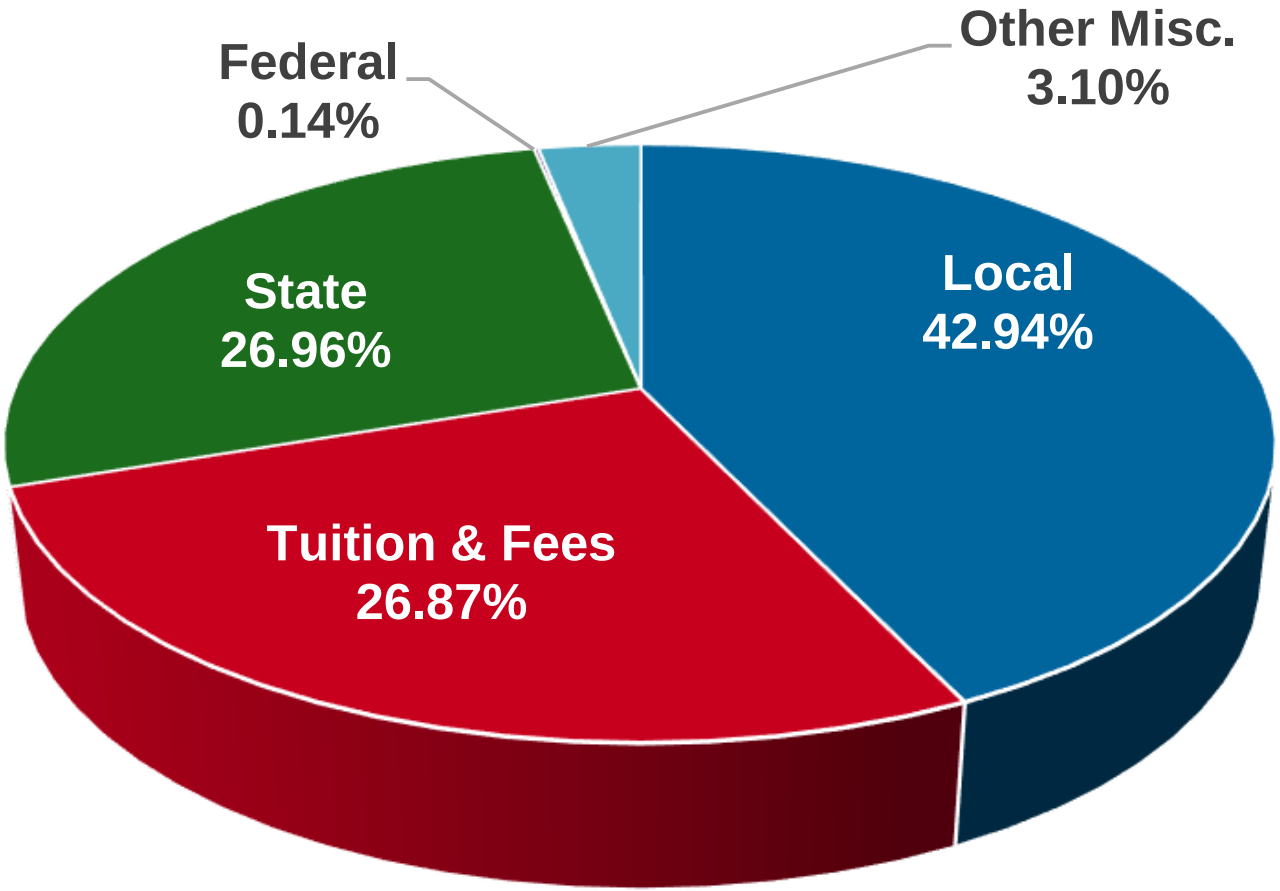

Figure 3. FY 1994 Audited Sources of Revenue

Illinois Community College Board
Table IV-11
Fiscal Year 1994 Audited Operating Revenues* By Source

Dist No.	District	Local Taxes & Chgbacks	Student Tuition	Student Fees	ICCB Grants	CPPRT**	SBE Adult Ed & Other State	SBE Voc Ed	Federal	Other	Total
522	Belleville	$4,170,554	$8,109,644	$1,322,110	$9,514,836	$721,976	$0	$621,392	$32,136	$306,232	$24,798,880
503	Black Hawk	3,540,836	7,482,695	599,550	6,811,365	728,474	348,383	287,142	48,634	771,543	20,618,622
508	Chicago	71,260,246	24,505,427	8,619,952	49,487,970	7,063,063	0	2,660,096	296,136	7,363,130	171,256,020
507	Danville	2,029,088	2,518,418	298,593	3,075,086	298,913	172,402	0	0	275,951	8,668,451
502	DuPage	35,200,274	14,992,329	649,580	11,226,231	805,471	0	502,086	2,045	903,555	64,281,571
509	Elgin	13,408,995	5,105,449	0	3,478,455	292,538	301,991	0	0	390,986	22,978,414
512	Harper	24,082,232	9,691,050	962,976	6,277,288	497,328	130,155	400,636	0	1,254,908	43,296,573
519	Highland	1,900,108	1,646,469	120,017	2,280,660	0	208,761	89,633	45,020	288,602	6,579,270
514	Illinois Central	6,464,629	7,967,278	530,783	7,276,754	1,526,949	472,434	0	0	966,125	25,204,952
529	Illinois Eastern	1,776,239	1,318,223	135,106	7,449,260	348,797	650,710	661,513	0	326,560	12,666,408
513	Illinois Valley	3,307,447	2,353,762	255,933	2,041,292	624,337	106,838	0	1,065	367,845	9,058,519
525	Joliet	13,350,325	6,130,773	1,209,815	4,413,374	0	238,467	194,635	16,991	609,033	26,163,413
520	Kankakee	1,989,362	2,453,702	216,739	4,058,014	255,038	115,333	229,112	69,030	442,078	9,828,408
501	Kaskaskia	1,516,804	2,022,411	133,914	3,656,879	257,809	75,190	110,689	134,487	33,575	7,941,758
523	Kishwaukee	2,947,779	1,913,719	198,099	2,359,003	129,422	0	102,371	8,719	38,149	7,697,261
532	Lake County	20,475,680	8,213,673	594,057	4,678,292	614,410	0	223,194	0	618,997	35,418,303
517	Lake Land	2,686,576	3,014,770	1,124,780	3,681,850	226,345	231,850	275,004	0	490,145	11,731,320
536	Lewis & Clark	3,898,227	2,705,734	189,226	3,075,227	514,843	0	162,111	100,000	41,230	10,686,598
526	Lincoln Land	5,988,780	3,869,851	257,697	3,249,204	570,759	98,201	134,297	20,369	315,819	14,504,977
530	Logan	1,653,768	2,769,724	321,400	6,030,912	326,443	0	159,770	0	411,627	11,673,644
528	McHenry	6,867,531	3,104,553	296,750	1,817,294	168,917	0	80,477	0	171,173	12,506,695
524	Moraine Valley	10,010,723	11,298,934	610,753	6,753,440	652,308	17,255	686,720	0	671,053	30,701,186
527	Morton	3,854,651	2,174,585	116,377	1,582,031	616,678	0	52,507	0	441,360	8,838,189
535	Oakton	20,423,336	6,942,056	1,182,828	4,582,519	0	524,578	193,630	0	1,327,786	35,176,733
505	Parkland	7,771,345	7,031,306	1,130,764	5,484,331	1,143,760	0	315,756	0	988,839	23,866,101
515	Prairie State	4,309,062	4,111,545	448,477	2,482,565	250,429	0	136,292	0	318,775	12,057,145
521	Rend Lake	970,879	1,528,716	85,374	3,745,034	0	441,216	0	0	386,454	7,157,673
537	Richland	3,131,830	2,348,795	294,185	1,697,821	224,478	0	93,900	0	258,697	8,049,706
511	Rock Valley	9,680,687	5,262,699	396,347	3,481,430	800,691	0	165,347	0	411,854	20,199,055
518	Sandburg	1,899,050	1,673,733	119,625	1,818,595	141,038	75,679	75,000	0	106,137	5,908,857
506	Sauk Valley	2,051,974	1,734,041	97,531	2,117,269	241,057	0	80,263	28,412	144,550	6,495,097
531	Shawnee	694,797	1,406,237	391,123	2,339,235	249,123	0	133,043	7,471	318,797	5,539,826
510	South Suburban	4,835,178	5,386,296	604,791	4,573,951	291,205	645,234	290,709	163,059	186,896	16,977,319
533	Southeastern	996,758	1,537,286	118,347	3,805,416	113,169	0	216,057	45,337	136,849	6,969,219
534	Spoon River	921,216	1,528,791	226,437	1,404,489	475,976	0	82,036	36,795	65,791	4,741,531
504	Triton	15,535,888	11,173,206	326,517	6,972,768	1,040,695	0	711,805	1,511	716,480	36,478,870
516	Waubonsee	7,702,201	3,323,047	989,566	2,346,427	479,586	0	147,237	54,878	2,020,559	17,063,501
539	Wood	1,266,274	1,707,859	192,741	1,773,000	260,877	125,044	0	386	212,727	5,538,908
	STATE TOTALS	$324,571,329	$192,058,786	$25,368,860	$202,899,567	$22,952,902	$4,979,721	$10,274,460	$1,112,481	$25,100,867	$809,318,973

*Revenues received in the Education and Operations & Maintenance Funds
**Corporate Personal Property Replacement Tax Revenue

SOURCE OF DATA: College Audits

Illinois Community College Board
Table IV-12
Fiscal Year 1994 Audited Operating Expenditures* by Function

Dist No	District	Instruction	Academic Support	Student Services	Public Service	Organ Research	Ind. Operations	Oper & Maintenance	General Administration	Instit. Support	Total
522	Belleville	$13,135,729	$1,219,748	$2,301,305	$281,011	$0	$0	$3,094,263	$1,604,548	$4,439,362	$26,075,966
503	Black Hawk	9,271,683	2,101,149	1,642,029	593,676	0	0	2,158,906	1,821,812	2,431,497	20,020,752
508	Chicago	81,656,584	7,688,190	11,943,400	375,052	0	0	26,889,143	12,549,064	26,336,118	167,437,551
507	Danville	3,840,924	292,779	493,702	101,924	0	107,211	1,357,033	692,600	1,332,004	8,218,177
502	DuPage	36,531,684	2,670,463	5,395,616	93,392	0	0	7,635,748	5,125,296	10,851,548	68,303,747
509	Elgin	10,435,641	1,165,132	2,077,942	8,000	0	0	3,159,841	1,171,012	2,484,693	20,502,261
512	Harper	19,295,846	2,579,015	3,488,841	161,144	0	0	5,650,116	1,469,478	10,766,090	43,410,530
519	Highland	3,235,799	252,124	583,245	206,641	0	0	903,567	506,986	802,131	6,490,493
514	Illinois Central	14,400,655	1,163,333	1,577,066	0	0	0	4,246,276	1,908,987	1,725,046	25,021,363
529	Illinois Eastern	6,293,439	342,966	520,062	22,739	0	0	1,785,647	1,644,758	1,591,514	12,201,125
513	Illinois Valley	4,890,604	461,128	689,838	0	0	0	1,398,967	617,673	947,607	9,005,817
525	Joliet	14,722,810	957,679	1,932,547	99,187	0	0	3,437,316	1,490,991	2,962,620	25,603,150
520	Kankakee	4,270,727	405,867	677,640	11,924	0	0	1,161,279	681,557	1,572,058	8,781,052
501	Kaskaskia	4,092,272	281,393	614,425	0	0	83,077	1,006,506	454,991	1,045,630	7,578,294
523	Kishwaukee	4,421,436	315,768	564,804	206,611	0	0	1,275,527	436,808	491,410	7,712,364
532	Lake County	16,452,349	2,371,933	2,602,113	1,555,590	0	0	3,272,728	2,111,709	5,843,691	34,210,113
517	Lake Land	6,315,724	265,353	887,140	0	0	0	1,725,273	308,024	2,321,713	11,823,227
536	Lewis & Clark	5,609,861	286,830	752,855	25,703	0	0	1,916,009	690,996	1,529,588	10,811,842
526	Lincoln Land	8,488,071	563,211	1,258,175	85,802	0	0	1,972,928	853,472	1,538,227	14,759,886
530	Logan	6,485,461	492,082	1,119,490	129,569	0	0	1,509,386	741,645	1,585,337	12,062,970
528	McHenry	5,577,350	1,010,909	1,137,809	565,146	0	0	1,351,791	1,104,446	1,759,243	12,506,694
524	Moraine Valley	15,017,136	1,294,223	3,044,925	1,017,525	0	0	4,172,029	1,764,981	4,753,845	31,064,664
527	Morton	3,796,898	301,616	679,800	66,736	0	148,027	1,084,816	644,432	2,730,162	9,452,487
535	Oakton	18,408,512	1,995,593	3,242,721	363,613	0	0	2,413,995	2,413,191	2,505,190	31,342,815
505	Parkland	12,344,733	1,233,921	2,177,694	1,082,245	0	0	2,584,782	2,665,085	1,899,999	23,988,459
515	Prairie State	6,181,816	488,425	1,105,739	0	0	0	1,606,479	1,007,625	965,059	11,355,143
521	Rend Lake	4,253,082	242,469	572,791	112,346	0	0	1,129,280	581,728	480,211	7,371,907
537	Richland	4,404,611	396,968	863,725	0	0	0	1,041,860	663,628	743,403	8,114,195
511	Rock Valley	10,773,797	897,825	1,228,200	728,760	0	323,636	2,009,941	1,327,907	1,908,202	19,198,268
518	Sandburg	3,215,047	251,669	419,679	10,174	0	0	765,421	558,072	789,887	6,009,949
506	Sauk Valley	3,087,126	253,332	530,921	0	0	0	747,238	506,329	1,059,833	6,184,779
531	Shawnee	2,797,393	154,805	408,324	90,557	0	0	578,634	406,575	904,799	5,341,087
510	South Suburban	8,835,553	422,389	1,892,142	1,585,323	0	0	1,846,880	1,059,019	2,299,717	17,941,023
533	Southeastern	3,038,430	220,489	772,819	34,048	0	180,476	765,017	411,778	1,562,339	6,985,396
534	Spoon River	2,239,858	244,880	432,226	0	0	0	629,246	303,396	676,036	4,525,642
504	Triton	17,692,060	954,986	2,136,924	57,636	0	0	4,580,441	1,467,762	8,688,286	35,578,095
516	Waubonsee	5,525,914	814,813	1,039,400	880,289	0	160,803	1,963,826	2,129,965	2,830,639	15,345,649
539	Wood	2,325,567	238,885	573,891	280,573	0	17,531	546,621	644,193	784,642	5,411,903
	TOTAL	$403,362,182	$37,294,340	$63,381,965	$10,832,936	$0	$1,020,761	$105,374,756	$56,542,519	$119,939,376	$797,748,835

*Expenditures made from the Education and Operations & Maintenance Funds
SOURCE OF DATA: College Audits

Illinois Community College Board
Table IV-13
FISCAL YEAR 1994 AUDITED OPERATING EXPENDITURES* BY OBJECT

Dist. No.	District/College	Salaries	Employee Benefits	Contract. Services	General Materials	Travel	Fixed Charges	Utilities	Capital Outlay	Other	Total
522	Belleville	$18,052,127	$1,083,599	$755,901	$156,430	$1,393,676	$667,385	$996,078	$301,997	$2,668,773	$26,075,966
503	Black Hawk	13,647,106	1,298,490	1,013,555	199,613	1,420,457	259,382	876,302	476,679	829,168	20,020,752
508	Chicago	119,891,292	14,398,541	15,846,776	6,455,395	531,580	201	7,073,839	1,009,942	2,229,985	167,437,551
507	Danville	5,302,769	567,172	389,653	127,012	595,447	94,447	502,315	420,385	218,977	8,218,177
502	DuPage	44,300,518	4,608,612	2,549,655	445,582	4,475,289	1,301,925	2,206,789	1,104,968	7,310,409	68,303,747
509	Elgin	14,592,202	446,485	629,771	245,792	1,755,450	463,893	941,204	1,363,099	64,365	20,502,261
512	Harper	30,123,557	3,698,826	879,275	345,575	3,403,031	274,058	1,432,157	3,633,537	-379,486	43,410,530
519	Highland	4,566,002	467,769	301,984	85,483	412,252	56,808	417,791	70,541	111,863	6,490,493
514	Illinois Central	18,658,079	1,754,908	554,932	260,630	2,076,197	526,475	926,349	263,793	0	25,021,363
529	Illinois Eastern	8,942,305	576,177	651,962	177,856	633,123	234,331	771,380	118,574	95,417	12,201,125
513	Illinois Valley	6,346,834	695,382	167,317	80,804	529,282	142,859	558,835	131,696	352,808	9,005,817
525	Joliet	17,426,196	1,771,289	754,805	260,815	1,716,277	101,451	895,723	452,174	2,224,420	25,603,150
520	Kankakee	5,752,737	634,681	413,805	88,027	701,775	19,263	446,855	551,448	172,461	8,781,052
501	Kaskaskia	5,073,333	641,147	480,443	78,770	631,771	113,023	380,786	67,932	111,089	7,578,294
523	Kishwaukee	5,641,665	384,412	327,370	58,506	482,555	164,869	450,992	199,929	2,066	7,712,364
532	Lake County	24,344,511	1,974,021	1,461,702	2,502,745	353,068	555,427	1,211,411	1,198,054	609,174	34,210,113
517	Lake Land	7,388,173	870,010	205,241	156,104	1,097,152	501,708	436,247	890,891	277,701	11,823,227
536	Lewis & Clark	7,179,457	328,553	1,165,147	109,186	648,409	59,014	592,898	87,570	641,608	10,811,842
526	Lincoln Land	10,746,593	900,988	598,106	185,797	650,468	334,175	744,862	260,400	338,497	14,759,886
530	Logan	8,491,263	845,472	280,436	150,272	748,171	12,675	459,156	343,443	732,082	12,062,970
528	McHenry	7,985,623	1,056,633	630,773	169,190	841,120	33,289	427,967	294,714	1,067,385	12,506,694
524	Moraine Valley	19,610,700	3,063,239	1,819,834	254,070	2,565,435	166,272	1,243,838	1,698,905	642,371	31,064,664
527	Morton	5,938,227	1,158,420	248,411	57,570	497,482	543,452	384,748	403,207	220,970	9,452,487
535	Oakton	21,778,983	1,856,569	2,386,805	204,963	1,604,092	358,079	673,909	515,958	1,963,457	31,342,815
505	Parkland	16,895,275	1,209,407	1,026,905	273,121	1,790,866	174,695	1,071,854	610,566	935,770	23,988,459
515	Prairie State	8,013,311	743,370	685,311	111,308	813,443	15,222	607,269	243,722	122,187	11,355,143
521	Rend Lake	5,471,709	272,884	405,568	89,548	436,297	0	393,588	102,083	200,230	7,371,907
537	Richland	5,795,454	533,202	370,043	77,580	585,298	281,499	0	223,418	247,701	8,114,195
511	Rock Valley	12,847,130	1,529,165	1,024,820	236,579	1,533,157	48,393	563,590	1,085,691	329,743	19,198,268
518	Sandburg	4,154,039	308,904	529,752	74,550	342,492	84,229	280,348	132,489	103,146	6,009,949
506	Sauk Valley	4,606,015	498,981	183,473	87,715	467,057	0	249,078	62,094	30,366	6,184,779
531	Shawnee	3,443,997	9,546	220,624	64,300	441,994	209,067	274,415	163,663	513,481	5,341,087
510	South Suburban	12,451,030	1,853,758	399,268	101,826	1,493,034	535,246	865,328	150,983	90,550	17,941,023
533	Southeastern	3,795,502	264,919	541,468	131,691	403,919	40,106	329,882	99,523	1,378,386	6,985,396
534	Spoon River	3,020,254	317,640	117,979	53,715	372,511	29,946	281,165	84,261	248,171	4,525,642
504	Triton	24,445,669	4,335,976	1,500,462	143,545	1,939,901	416,243	1,382,072	899,229	514,998	35,578,095
516	Waubonsee	9,714,822	738,542	525,834	197,133	1,760,933	366,890	811,192	731,155	499,148	15,345,649
539	Wood	3,479,851	378,009	333,612	114,041	359,799	173,960	187,315	51,622	333,694	5,411,903
	STATE TOTALS	$549,914,310	$58,075,698	$42,378,778	$14,612,839	$42,504,260	$9,359,957	$32,349,527	$20,500,335	$28,053,131	$797,748,835

*Expenditures made from the Education and Operations and Maintenance Funds.
SOURCE OF DATA: College Audits

Illinois Community College Board
Table IV-14
Fiscal Year 1994 Total Current Funds* Revenue by Source

Dist No	District	Local Tax Revenue	Other Local Revenue	ICCB Grants	Other State Revenue	Federal Revenue	Tuition and Fees	Other Misc. Revenue	Total
522	Belleville	$4,457,380	$1,147,208	$9,996,701	$1,913,055	$5,741,938	$9,431,754	$4,393,638	$37,081,674
503	Black Hawk	4,937,076	81,331	7,225,040	6,175,783	4,769,736	8,345,564	3,899,279	35,433,809
508	Chicago	76,918,211	0	56,000,044	16,903,406	30,395,603	31,958,294	8,497,983	220,673,541
507	Danville	3,208,885	10,378	3,288,462	1,663,856	4,400,953	2,887,459	328,067	15,788,060
502	DuPage	36,141,721	295,693	12,004,938	2,051,123	2,641,343	21,249,184	6,844,259	81,228,261
509	Elgin	14,431,076	80,339	3,836,507	1,280,937	531,219	5,429,985	3,889,181	29,479,244
512	Harper	24,941,599	169,699	6,742,589	1,825,079	95,160	12,957,744	6,347,228	53,079,098
519	Highland	2,256,917	0	2,508,116	881,390	1,457,314	2,082,652	1,499,769	10,686,158
514	Illinois Central	7,859,871	467,472	7,802,603	8,082,998	3,406,336	8,498,061	6,620,197	42,737,538
529	Illinois Eastern	1,995,966	38,127	7,949,712	2,263,957	4,696,655	1,795,322	2,617,130	21,356,869
513	Illinois Valley	3,893,552	21,485	2,240,508	1,170,930	2,500,774	2,771,844	2,208,249	14,807,342
525	Joliet	12,680,502	1,110,291	4,860,964	739,841	2,997,134	7,659,465	7,257,899	37,306,096
520	Kankakee	2,261,844	15,128	4,352,830	924,770	4,097,755	2,827,118	1,821,393	16,300,838
501	Kaskaskia	1,937,028	43,625	3,871,408	1,842,250	2,233,277	2,379,047	1,394,449	13,701,084
523	Kishwaukee	3,233,122	25,031	2,597,389	762,232	874,662	2,564,044	958,834	11,015,314
532	Lake County	21,865,447	875,069	5,086,396	2,249,644	1,911,831	8,807,730	5,307,822	46,103,939
517	Lake Land	2,978,011	60,522	3,942,303	4,604,124	3,010,504	4,139,550	1,377,097	20,112,111
536	Lewis & Clark	4,259,216	7,007	3,342,042	1,311,383	4,489,315	3,265,851	736,183	17,410,997
526	Lincoln Land	6,286,327	29,659	3,474,764	2,272,794	1,028,110	4,130,370	3,180,598	20,402,622
530	Logan	1,861,342	11,202	6,232,523	1,011,337	4,281,449	3,091,124	840,539	17,329,516
528	McHenry	7,799,734	43,481	1,982,642	831,256	725,407	3,653,089	1,614,212	16,649,821
524	Moraine Valley	12,432,686	6,498,629	7,212,198	4,148,720	424,605	11,909,687	4,138,925	46,765,450
527	Morton	4,528,722	84,745	1,812,477	1,312,803	599,366	2,290,962	1,220,702	11,849,777
535	Oakton	21,311,724	172,467	5,000,128	2,548,781	1,754,128	9,004,292	6,845,052	46,636,572
505	Parkland	8,830,671	349,611	5,831,169	2,423,343	1,751,322	8,381,954	3,573,632	31,141,702
515	Prairie State	5,019,922	35,245	2,752,401	785,422	1,925,388	4,778,129	566,060	15,862,567
521	Rend Lake	1,182,392	0	3,960,563	2,075,313	2,765,948	1,614,090	1,929,052	13,527,358
537	Richland	3,533,974	88,896	1,889,891	1,757,505	1,018,409	2,642,980	436,738	11,368,393
511	Rock Valley	10,660,877	2,141	3,793,454	2,559,453	3,666,698	6,133,948	885,636	27,702,207
518	Sandburg	2,374,804	250,173	1,991,308	861,583	1,812,508	1,923,439	1,642,396	10,856,211
506	Sauk Valley	2,544,464	0	2,295,426	581,531	1,783,499	1,970,184	1,659,097	10,834,201
531	Shawnee	954,562	4,044	2,468,610	550,686	3,071,091	1,797,360	1,491,062	10,337,415
510	South Suburban	8,087,886	66,028	5,146,813	1,722,218	4,153,909	6,312,649	2,634,971	28,124,474
533	Southeastern	1,125,646	35,662	4,021,926	1,553,583	3,311,322	3,945,683	751,673	14,745,495
534	Spoon River	1,420,675	2,707	1,548,833	859,951	1,499,460	1,755,228	856,796	7,943,650
504	Triton	16,431,920	1,065,598	7,622,088	2,133,422	4,192,119	11,578,574	5,174,962	48,198,683
516	Waubonsee	8,217,007	112,892	2,697,095	1,456,542	1,558,825	4,312,613	3,980,185	22,335,159
539	Wood	1,439,848	73,799	1,930,584	673,544	2,250,940	1,900,600	990,867	9,260,182
	TOTAL	$ 356,302,607	$ 13,375,384	$ 221,313,445	$ 88,766,545	$ 123,826,012	$ 232,177,623	$ 110,411,812	$ 1,146,173,428

* Revenues received in the Education, Operation and Maintenance (including PBC), Restricted Purposes, Auxiliary Services, Liability/Protection/Settlement, and Audit Funds.

SOURCE OF DATA: College Audits

Illinois Community College Board
Table IV-15
Fiscal Year 1994 Total Current Fund* Expenditures by Function

Dist No	District	Instruction	Academic Support	Student Services	Public Service	Organized Research	Independent Operations	Operation & Maintenance	General Administration	Institutional Support	Total
522	Belleville	$14,170,779	$1,221,679	$6,492,465	$2,968,579	$0	$3,909,455	$3,094,263	$1,604,548	$3,184,964	$36,646,732
503	Black Hawk	10,755,504	2,573,063	5,871,891	2,561,881	0	2,599,494	2,272,462	1,884,972	3,698,554	32,217,821
508	Chicago	90,421,820	17,581,518	36,001,362	3,155,337	0	0	26,572,053	12,806,256	30,480,650	217,018,996
507	Danville	7,054,409	292,779	660,385	1,853,419	0	938,953	1,357,033	1,098,042	1,332,004	14,587,024
502	DuPage	37,964,839	2,670,640	7,721,648	4,877,355	0	5,156,543	7,643,990	5,729,421	5,897,010	77,661,446
509	Elgin	10,546,609	1,412,366	2,208,374	1,708,919	0	3,385,452	3,380,690	1,534,139	3,132,014	27,308,563
512	Harper	19,768,389	2,739,285	4,431,955	463,212	0	6,625,853	5,650,116	1,469,478	12,922,534	54,070,822
519	Highland	4,485,337	294,800	1,912,138	374,138	0	660,832	927,131	587,030	1,035,167	10,276,573
514	Illinois Central	16,599,842	3,160,878	6,028,093	489,853	0	5,037,539	4,722,172	1,908,987	3,491,118	41,438,482
529	Illinois Eastern	8,235,682	343,345	4,432,588	55,807	0	1,761,392	1,785,647	1,868,540	2,570,485	21,053,486
513	Illinois Valley	6,198,991	464,579	1,675,566	1,024,144	0	1,589,604	1,523,726	719,220	1,408,306	14,604,136
525	Joliet	16,575,007	957,679	3,224,627	966,918	0	6,432,651	3,437,898	1,544,440	2,320,220	35,459,440
520	Kankakee	5,537,092	405,867	1,667,657	2,601,967	0	1,036,848	1,161,279	681,557	1,852,863	14,945,130
501	Kaskaskia	8,002,865	281,393	614,425	0	0	1,440,035	1,071,714	504,099	1,365,697	13,280,228
523	Kishwaukee	4,988,362	1,422,465	1,459,180	446,165	54,887	71,992	1,275,527	693,272	491,410	10,903,260
532	Lake County	16,452,349	2,371,933	5,841,592	1,881,902	0	5,657,949	3,272,728	2,204,922	6,950,975	44,634,350
517	Lake Land	9,612,573	265,353	4,114,409	694,450	0	556,661	1,725,273	370,197	2,662,834	20,001,750
536	Lewis & Clark	7,403,253	286,830	2,940,914	1,709,194	0	608,699	1,916,009	690,996	1,295,950	16,851,845
526	Lincoln Land	10,689,975	564,650	1,561,374	1,840,311	0	1,679,222	1,972,928	853,472	1,840,755	21,002,687
530	Logan	8,114,198	524,735	4,288,120	279,973	0	568,396	1,527,927	741,645	1,509,601	17,554,595
528	McHenry	5,837,671	1,010,909	1,856,660	1,063,011	0	1,810,847	1,351,791	1,348,907	970,702	15,250,498
524	Moraine Valley	18,258,062	1,294,844	7,286,267	1,829,333	0	0	4,846,352	1,764,981	9,892,816	45,172,655
527	Morton	4,185,371	301,616	1,269,351	213,409	0	890,382	1,481,537	644,432	3,427,894	12,413,992
535	Oakton	20,546,798	2,337,033	4,877,479	625,753	0	5,259,617	2,903,074	2,413,191	1,198,246	40,161,191
505	Parkland	14,271,575	1,718,990	2,362,615	1,769,356	0	2,138,043	2,584,782	2,721,225	3,000,305	30,566,891
515	Prairie State	7,097,542	488,425	2,420,866	640,906	0	0	1,844,285	1,007,625	1,367,378	14,867,027
521	Rend Lake	6,215,656	242,469	3,043,702	564,310	0	970,024	1,184,087	581,728	683,802	13,485,778
537	Richland	5,021,946	396,968	2,174,782	711,337	0	37,319	1,041,860	663,628	1,075,933	11,123,773
511	Rock Valley	11,257,466	897,825	3,730,959	3,504,862	0	323,636	2,009,941	1,629,496	2,767,040	26,121,225
518	Sandburg	4,762,697	437,488	2,361,092	740,623	0	0	765,421	558,072	1,358,838	10,984,231
506	Sauk Valley	3,823,569	255,332	1,871,069	159,989	0	1,459,881	747,238	506,329	1,620,651	10,444,058
531	Shawnee	3,264,551	337,701	2,347,132	908,293	0	0	578,634	406,575	1,829,735	9,672,621
510	South Suburban	9,181,331	428,853	5,707,454	2,526,186	0	2,576,350	1,846,880	1,059,019	5,026,357	28,352,430
533	Southeastern	5,205,746	220,489	5,863,741	246,050	0	691,587	766,457	411,778	816,404	14,222,252
534	Spoon River	2,563,243	244,880	1,677,658	390,514	0	790,498	629,246	303,396	1,046,105	7,645,540
504	Triton	18,936,001	989,776	5,290,047	1,094,479	0	3,742,862	4,580,441	1,467,762	10,776,420	46,877,788
516	Waubonsee	6,327,148	1,170,319	2,542,798	1,395,824	0	1,675,006	1,963,826	2,129,965	3,486,284	20,691,170
539	Wood	2,738,401	254,413	2,328,054	738,448	0	613,127	546,621	793,138	1,156,770	9,168,972
		$463,072,649	$52,864,167	$162,160,489	$49,076,207	$54,887	$72,696,749	$107,963,039	$59,906,480	$140,944,791	$1,108,739,458

*Expenditures made from the Education, Operation and Maintenance (including PBC), Restricted Purposes, Auxiliary Services, Liability/Protection/Settlement, and Audit Funds.

SOURCE OF DATA: College Audits

Illinois Community College Board
Table IV-16
TOTAL ENERGY USAGE AND COSTS
FISCAL YEAR 1994

Dist No	District/College	Total BTUS Used a)	BTUS Per GSF b)	Total Utility Costs c)	Total Utility Costs Per GSF
522	Belleville	95,325	204,141	$793,400	$1.70
503	Black Hawk	73,857	143,715	786,504	1.53
508	Chicago	DNS	DNS	DNS	DNS
507	Danville	45,766	104,797	434,403	0.99
502	DuPage	226,745	192,933	1,801,296	1.53
509	Elgin	69,416	126,163	811,187	1.47
512	Harper	138,814	188,921	1,243,655	1.69
519	Highland	23,492	77,032	340,200	1.12
514	Illinois Central	76,219	120,198	774,517	1.22
529	Illinois Eastern	46,405	89,541	551,807	1.06
513	Illinois Valley	44,292	142,743	505,600	1.63
525	Joliet	56,692	107,102	695,745	1.31
520	Kankakee	30,200	114,619	391,488	1.49
501	Kaskaskia	28,863	126,134	295,748	1.29
523	Kishwaukee	40,230	124,646	402,400	1.25
532	Lake County	65,245	118,353	999,538	1.81
517	Lake Land	33,038	131,624	332,553	1.32
536	Lewis & Clark	47,307	108,379	472,611	1.08
526	Lincoln Land	50,034	156,393	599,084	1.87
530	Logan	22,121	69,602	351,793	1.11
528	McHenry	28,708	109,010	357,944	1.36
524	Moraine Valley	71,427	109,226	839,917	1.28
527	Morton	20,444	87,369	394,473	1.69
535	Oakton	53,690	131,164	716,245	1.75
505	Parkland	63,174	130,904	948,359	1.97
515	Prairie State	53,972	173,247	552,285	1.77
521	Rend Lake	26,085	105,796	307,017	1.25
537	Richland	10,606	52,297	204,970	1.01
511	Rock Valley	48,504	123,867	484,761	1.24
518	Sandburg	20,922	112,486	231,790	1.25
506	Sauk Valley	22,580	63,645	295,640	0.83
531	Shawnee	14,105	126,445	237,472	2.13
510	South Suburban	69,717	140,474	891,954	1.80
533	Southeastern	22,678	130,461	292,082	1.68
534	Spoon River	15,669	106,788	196,623	1.34
504	Triton	98,278	117,927	1,245,925	1.50
516	Waubonsee	69,532	130,397	700,403	1.31
539	Wood	6,824	70,446	126,230	1.30
		1,930,980	128,777	$21,607,619	$1.44

DNS - Data Not Submitted

a) British Thermal Units of Energy in Millions
b) Gross Square Feet
c) Includes natural gas, electricity, fuel oil, water, and sewage

SOURCE OF DATA: 1995 Tax Revenue and Budget Information Request

Section V

FACILITIES DATA

This section on facilities presents two types of data; the first part gives data on physical facilities available on community college campuses and the second briefly describes how the facilities were financed.

Table V-1 summarizes the total acreage on each college campus by nine categories of land use.

Table V-2 summarizes the total net assignable square feet (NASF) and gross square feet (GSF) available on each community college campus as of fall 1994.

Table V-3 lists the square footage of all on-campus facilities under construction or approved for construction as of fall 1994.

Table V-4 presents the total NASF by room use classification. Tables V-5 through V-7 show the NASF by function of space on each campus for completed facilities. The NASF is shown for state-funded facilities, locally funded facilities, and temporary facilities.

Table V-8 shows the NASF by function of space in state-funded facilities under construction. Table V-9 shows this breakdown for locally funded permanent facilities approved or under construction.

Table V-10 presents a computed figure for space (room use category) per student (10th day on-campus FTE).

Table V-11 shows the amount of space per college justified for state-supported construction based on the enrollment criteria utilized by both the IBHE and the ICCB. The calculation is based on full-time equivalent students (FTE). The formula used is explained in ICCB Rule 1501.603c4C.

Table V-12 depicts the number of protection, health, and safety projects approved and the budgeted amounts for these projects.

Table V-13 lists the project and funding for all capital projects completed since January 1990.

Tables V-14 through V-19 list projects currently under construction or approved as of February 1994. Table V-14 includes regular capital projects; Table V-15 identifies projects funded with protection, health, and safety monies; and Table V-16 lists repair and renovation grants funded through Build Illinois for fiscal years 1991/1992. Tables V-17 through V-19 show capital renewal grants for fiscal years 1993, 1994, and 1995, respectively.

Illinois Community College Board
Table V1
Summary of Acres for Use for Illinois Public Community Colleges as of August 1, 1994

Dist. No.	District/College	Grounds	PE	Bldgs	Exper.	Other	Parking	Roads	Ponds	Other	Assign.	Unassign.	Total	State Funded
522	Belleville	38.35	10.6	8.27	0	1.09	10.89	15.62	2.64	101.6	189.06	9.77	198.83	151
503	Black Hawk	71.85	13.86	9.59	11	3	19.1	7.5	5.28	0	141.18	121.82	263	160.35
508	Chicago													
	Daley	4.28	2.65	4.2	0	0	12.46	1.94	0	0	25.53	0	25.53	0
	Kennedy	3.14	1.28	7.76	0	0	6.73	0.59	0	0.7	20.2	0	20.2	0
	Malcolm	4.93	0	5.25	0	0	9.67	0	0	0.46	20.31	0.75	21.06	10.23
	Olive	50.47	0.1	3.55	0	0	7.68	0.5	0	8.85	71.15	0	71.15	0
	Truman	2.29	1.24	4.06	0	0.67	4.13	0.2	0	0	12.59	0	12.59	5.49
	Washington	0	0	0.66	0	0	0	0	0	0	0.66	0	0.66	0
	Wright	6.3	0.91	12.43	0	0	8.56	0	0	0	28.2	0	28.2	28.2
507	Danville	29.33	0	8.339	16.957	0	11.94	5	0	0	71.566	0	71.566	41.747
502	DuPage	71.89	24.43	25.55	42	0.27	79.52	7.38	12.25	22.22	285.51	11.98	297.49	13.8
509	Elgin	58	0	7.8	0	1.5	24.2	5	9.5	0	106	13	119	119
512	Harper	0	21	35	0	49	35	27	8	17	192	0	192	92
519	Highland	22.7	30	7.253	0	0	20	10	10.047	0	100	0	100	47.953
514	Illinois Central	106.6	6.1	7.6	3.8	0	31	12	3.8	261.89	432.79	0	432.79	32.35
529	Illinois Eastern													
	Frontier	3.08	0	1	0	0	0.05	0	0	0	5.03	5.016	10.046	0
	Lincoln Trail	12	5	3.05	0	0	6.05	5	2	5	39	86	125	0
	Olney Central	81	17	8	0.05	0	5.02	1.01	1	0	113.08	14.02	128	0
	Wabash	5	2	9	0	0	3	1	2	0	22	18	40	0
513	Illinois Valley	36	26	7	0	0	18	2	3	0	92	323.4	415.4	56
525	Joliet	47.5	36	16.5	0	140	29	7	22	0	298	67	365	80
520	Kankakee	39.09	24.6	9	18	0	14.71	5.5	1.3	64.3	176.5	1	177.5	128.7
501	Kaskaskia	140.42	15	13.58	4	4	9.72	3.28	0	0	190	0	190	0
523	Kishwaukee	33.3	7	26.8	22.3	0	11	2	6	0	108.4	11.6	120	63.5
532	Lake County	77.35	8.28	7.69	1.5	12	28.799	3.64	7	0	146.259	87.368	233.627	51.52
517	Lake Land	83.799	3.52	5.771	21	169.8	11.69	6.29	5.8	0	307.67	0	307.67	20.76
536	Lewis & Clark	76	9	15	0	0	8	4	1	0	113	105	218	218
526	Lincoln Land	53	35	7.2	31.5	0	19.5	4	7	7	164.2	57	221.2	118.4
530	Logan	12.8	19.8	7.9	0	0	17.8	4.5	3.1	0	65.9	95.1	161	57.5
528	McHenry	7	11	6	5	16	13	2	4	0	64	44	108	31
524	Moraine Valley	41	15	12	40	0	20	8	3	0	139	155	294	0
527	Morton	0.52	0	2.67	0	0	7.28	2.1	4.36	1.67	18.6	0	18.6	15.56
535	Oakton	22	29.25	4	1.75	62.5	22	5.5	23	0	170	0	170	147
505	Parkland	93	65	8	25	0	26	7	6	0	230	0	230	179
515	Prairie State	46	7	4	0	0	18	4	3	0	82	39	121	26
521	Rend Lake	52	6	8	217.5	0	5.5	4	2	0	295	0	295	0
537	Richland	36.2	6	3.75	0	58.65	5.9	3	1.5	2	117	0	117	0
511	Rock Valley	102.99	22	4.04	0	0	10.88	3.17	3	59	205.08	14.7	219.78	78
518	Sandburg	38.74	10	5.4	6	0	6.25	4	0.75	25.35	100.49	7.51	108	108
506	Sauk Valley	95.46	12.62	7.85	11.7	0	12.53	4.21	0.13	0	144.5	0	144.5	81.5
531	Shawnee	22	4.1	3.4	2	2	7	1.7	4	116.7	163	2	165	50.9
510	South Suburban	54.4	8.1	8.1	0	0	25.62	6.3	4.2	0	106.7	10.5	117.2	35.1
533	Southeastern	5.78	24	4	0	0	9.22	2	9	0	54	94	148	50
534	Spoon River	13	10	3	15	3	5	3	10	0	61	99	160	28
601	State Comm. College	10	0	1.97	0	0	2.34	1.5	0	0	15.81	18.42	34.23	25.73
504	Triton	28.38	12.57	10.51	0	0	37.36	9.2	1	3.75	102.77	0	102.77	55
516	Waubonsee	65.5	8.8	7	0	16	18	4	6.5	0	125.8	109.1	234.9	26.2
539	Wood	4.8	3.7	6.75	10.5	0	3.5	1	3.5	0.25	34	17.9	51.9	36.9
	TOTALS	1,909.24	575.51	395.24	506.56	539.48	718.60	217.63	201.66	697.74	5,766.54	1,638.95	7,406.39	2,470.39

SOURCE OF DATA: RAMP/CC Table C1.3 (FY 1996)

Illinois Community College Board
Table V-2
SUMMARY OF TOTAL SQUARE FOOTAGE AVAILABLE ON ILLINOIS PUBLIC COMMUNITY COLLEGE CAMPUSES AS OF AUGUST 1, 1994

Dist.		State-Appropriated Permanent		Locally Funded Permanent		Total Permanent		Temporary		Totals		% Effic.*
No.	District/College	NASF	GSF	NASF	GSF	NASF	GSF	NASF	GSF	NASF	GSF	All Bldgs.
522	Belleville	173,145	261,286	156,937	197,974	330,082	459,260	16,650	17,820	346,732	477,080	72.7%
503	Black Hawk	282,777	419,445	12,671	13,050	295,448	432,495	27,045	27,354	322,493	459,849	70.1%
508	Chicago											
	Daley	0	0	232,593	358,006	232,593	358,006	73,553	88,921	306,146	446,927	68.5%
	Kennedy	292,860	513,777	91,239	160,068	384,099	673,845	0	0	384,099	673,845	61.5%
	Malcolm	215,973	397,256	103,982	172,712	319,955	569,968	0	0	319,955	569,968	56.1%
	Olive-Harvey	0	0	253,190	357,000	253,190	357,000	48,066	123,777	301,256	480,777	62.7%
	Truman	221,833	306,525	160,914	234,522	382,747	541,047	0	0	382,747	541,047	70.7%
	Washington	0	0	221,778	345,317	221,778	345,317	0	0	221,778	345,317	64.2%
	Wright	100,777	180,307	333,593	550,102	434,370	730,409	0	4,380	434,370	734,789	59.1%
507	Danville	131,621	218,402	6,669	12,238	138,290	230,640	125,649	206,066	263,939	436,706	60.4%
502	DuPage	472,562	658,143	316,995	517,112	789,557	1,175,255	0	0	789,557	1,175,255	67.2%
509	Elgin	117,732	204,392	169,122	280,449	286,854	484,841	44,262	65,364	331,116	550,205	60.2%
512	Harper	363,403	599,832	102,725	134,938	466,128	734,770	0	0	466,128	734,770	63.4%
519	Highland	135,604	195,640	76,321	95,918	211,925	291,558	33,212	42,405	245,137	333,963	73.4%
514	Illinois Central	315,760	455,802	139,745	180,388	455,505	636,190	0	0	455,505	636,190	71.6%
529	Illinois Eastern											
	Frontier	0	0	20,723	27,899	20,723	27,899	0	0	20,723	27,899	74.3%
	Lincoln Trail	72,946	90,467	28,803	33,971	101,749	124,438	22,499	27,800	124,248	152,238	80.8%
	Olney	76,472	112,626	20,697	26,133	97,169	138,759	31,211	36,336	128,380	175,095	68.2%
	Wabash Valley	77,194	102,615	40,660	52,906	117,854	155,521	0	0	117,854	155,521	75.3%
513	Illinois Valley	182,703	264,652	34,753	45,642	217,456	310,294	0	0	217,456	310,294	70.1%
525	Joliet	259,828	389,819	33,175	46,775	293,003	436,594	46,786	51,730	339,789	488,324	69.6%
520	Kankakee	160,178	202,578	29,844	37,744	190,022	240,322	16,369	23,160	206,391	263,482	78.3%
501	Kaskaskia	35,260	51,949	108,588	158,888	143,848	210,837	15,682	17,993	159,530	228,830	69.7%
523	Kishwaukee	115,688	165,938	111,152	152,054	226,840	317,992	6,758	12,561	233,598	330,553	70.7%
532	Lake County	195,756	301,828	66,603	119,306	262,359	421,134	113,151	130,143	375,510	551,277	68.1%
517	Lake Land	164,612	212,848	2,716	3,072	167,328	215,920	31,860	34,026	199,188	249,946	79.7%
536	Lewis & Clark	160,452	247,846	115,271	188,651	275,723	436,497	0	0	275,723	436,497	63.2%
526	Lincoln Land	192,983	278,113	38,830	50,106	231,813	328,219	0	0	231,813	328,219	70.6%
530	Logan	149,398	231,308	68,201	86,512	217,599	317,820	0	0	217,599	317,820	68.5%
528	McHenry	101,961	142,472	77,060	120,884	179,021	263,356	0	0	179,021	263,356	68.0%
524	Moraine Valley	332,693	480,629	110,313	173,774	443,006	654,403	0	0	443,006	654,403	67.7%
527	Morton	142,416	228,642	4,676	4,876	147,092	233,518	0	0	147,092	233,518	63.0%
535	Oakton	192,010	303,107	35,958	49,933	227,968	353,040	0	0	227,968	353,040	64.6%
505	Parkland	285,008	381,053	74,030	102,304	359,038	483,357	0	0	359,038	483,357	74.3%
515	Prairie State	169,486	260,313	23,760	28,180	193,246	288,493	17,893	23,040	211,139	311,533	67.8%
521	Rend Lake	120,191	173,987	56,260	68,986	176,451	242,973	0	0	176,451	242,973	72.6%
537	Richland	143,502	202,144	865	1,000	144,367	203,144	0	0	144,367	203,144	71.1%
511	Rock Valley	217,246	308,506	134,125	166,996	351,371	475,502	0	0	351,371	475,502	73.9%
518	Sandburg	78,267	109,444	33,697	42,566	111,964	152,010	27,312	32,721	139,276	184,731	75.4%
506	Sauk Valley	178,692	353,290	41,031	51,040	219,723	404,330	0	0	219,723	404,330	54.3%
531	Shawnee	49,308	63,931	29,738	42,866	79,046	106,797	2,772	2,880	81,818	109,677	74.6%
510	South Suburban	301,437	436,259	68,573	93,670	370,010	529,929	0	0	370,010	529,929	69.8%
533	Southeastern	71,605	106,075	49,050	67,753	120,655	173,828	0	0	120,655	173,828	69.4%
534	Spoon River	106,300	146,733	27,102	47,000	133,402	193,733	0	0	133,402	193,733	68.9%
601	State Comm. Colleg	96,619	127,475	0	0	96,619	127,475	0	0	96,619	127,475	75.8%
504	Triton	482,549	713,767	96,180	119,618	578,729	833,385	0	0	578,729	833,385	69.4%
516	Waubonsee	142,721	162,700	236,523	270,054	379,244	432,754	0	0	379,244	432,754	87.6%
539	Wood	52,382	76,973	6,065	7,558	58,447	84,531	9,828	12,338	68,275	96,869	70.5%
	TOTALS	7,931,910	11,840,894	4,203,496	6,098,511	12,135,406	17,939,405	710,558	980,815	12,845,964	18,920,220	

NASF = Net Assignable Square Feet
GSF = Gross Square Feet
*Building efficiency equals net assignable square feet divided by gross square feet.

SOURCE OF DATA: RAMP/CC Table C1.0 (FY 1996)

Illinois Community College Board
Table V3
SQUARE FOOTAGE OF ON-CAMPUS FACILITIES UNDER CONSTRUCTION
OR APPROVED FOR CONSTRUCTION AS OF AUGUST 1, 1994

Dist.		State Approp.		Local Funded		Total		
No.	District/College	NASF	GSF	NASF	GSF	NASF	GSF	% Eff.
522	Belleville	330,082	459,260	16,650	17,820	346,732	477,080	72.7%
503	Black Hawk	0	0	0	0	0	0	
508	Chicago					0	0	
	Daley	0	0	113,300	170,000	113,300	170,000	66.7%
	Kennedy	0	0	0	0	0	0	
	Malcolm	0	0	0	0	0	0	
	Olive	0	0	0	0	0	0	
	Truman	0	0	0	0	0	0	
	Washington	0	0	0	0	0	0	
	Wright	0	0	28,700	43,560	28,700	43,560	65.9%
507	Danville	0	0	0	0	0	0	
502	DuPage	0	0	105,416	159,668	105,416	159,668	66.0%
509	Elgin	0	0	32,350	46,215	32,350	46,215	70.0%
512	Harper	0	0	0	0	0	0	
519	Highland	0	0	0	0	0	0	
514	Illinois Central	0	0	0	0	0	0	
529	Illinois Eastern					0	0	
	Frontier	0	0	0	0	0	0	
	Lincoln Trail	0	0	0	0	0	0	
	Olney	0	0	0	0	0	0	
	Wabash	0	0	0	0	0	0	
513	Illinois Valley	0	0	0	0	0	0	
525	Joliet	72,789	74,400	18,197	18,600	90,986	93,000	97.8%
520	Kankakee	0	0	0	0	0	0	
501	Kaskaskia	0	0	0	0	0	0	
523	Kishwaukee	0	0	0	0	0	0	
532	Lake County	43,692	82,617	46,331	66,484	90,023	149,101	60.4%
517	Lake Land	0	0	0	0	0	0	
536	Lewis & Clark	0	0	0	0	0	0	
526	Lincoln Land	0	0	7,700	8,294	7,700	8,294	92.8%
530	Logan	0	0	0	0	0	0	
528	McHenry	0	0	0	0	0	0	
524	Moraine Valley	0	0	0	0	0	0	
527	Morton	0	0	0	0	0	0	
535	Oakton	0	0	138,370	196,000	138,370	196,000	70.6%
505	Parkland	8,680	13,350	0	0	8,680	13,350	65.0%
515	Prairie State	20,363	26,472	6,787	8,823	27,150	35,295	76.9%
521	Rend Lake	0	0	0	0	0	0	
537	Richland	0	0	0	0	0	0	
511	Rock Valley	0	0	0	0	0	0	
518	Sandburg	0	0	0	0	0	0	
506	Sauk Valley	0	0	0	0	0	0	
531	Shawnee	0	0	0	0	0	0	
510	South Suburban	0	0	0	0	0	0	
533	Southeastern	0	0	0	0	0	0	
534	Spoon River	0	0	0	0	0	0	
601	State Comm. College	0	0	0	0	0	0	
504	Triton	6,100	7,015	0	0	6,100	7,015	87.0%
516	Waubonsee	0	0	0	0	0	0	
539	Wood	13,464	19,800	4,488	6,600	17,952	26,400	68.0%
	TOTALS	495,170	682,914	518,289	742,064	1,013,459	1,424,978	

NASF= Net Assignable Square Feet
GSF= Gross Square Feet

SOURCES OF DATA: RAMP/CC Table C1.1 (FY 1996)
ICCB Records

Illinois Community College Board
Table V-4
TOTAL NET ASSIGNABLE SQUARE FOOTAGE BY ROOM USE CLASSIFICATION

Dist. No.	District/College	Class	Labs	Office	Study	PE	Special	Theater	General	Support	Health	Unclass	Total NASF	Total GSF
522	Belleville	87,872	68,256	37,438	7,880	65,282	14,892	4,622	31,457	28,583	0	450	346,732	477,080
503	Black Hawk	39,670	67,248	39,183	38,371	54,740	13,470	2,235	37,321	27,848	1,047	1,360	322,493	459,849
508	Chicago													
	Daley	71,393	67,328	59,647	30,523	15,430	10,944	5,700	31,523	11,161	1,297	1,200	306,146	446,927
	Kennedy	68,160	134,249	64,486	20,387	8,303	39,291	7,219	28,670	12,465	869	0	384,099	673,845
	Malcolm	82,459	43,587	73,723	33,922	17,850	25,080	0	19,994	13,622	1,495	8,223	319,955	569,968
	Olive	64,701	62,497	83,444	1,425	28,495	8,100	4,200	30,597	16,597	1,200	0	301,256	480,777
	Truman	105,421	74,633	81,946	41,265	9,422	9,085	3,682	42,475	13,743	1,075	0	382,747	541,047
	Washington	50,616	34,465	88,060	15,348	0	7,247	0	14,605	11,437	0	0	221,778	345,317
	Wright	76,493	87,172	68,072	39,670	46,717	13,864	20,262	9,808	12,665	147	59,500	434,370	734,789
507	Danville	39,202	56,443	45,753	10,715	17,120	3,773	3,418	19,152	16,293	0	52,070	263,939	436,706
502	DuPage	132,580	176,297	127,462	54,116	65,173	38,961	15,777	112,329	49,259	1,261	16,342	789,557	1,175,255
509	Elgin	76,039	96,139	46,781	19,786	13,955	12,409	0	54,327	11,680	0	0	331,116	550,205
512	Harper	73,189	137,853	74,935	28,407	42,351	17,099	4,860	60,834	26,306	294	0	466,128	734,770
519	Highland	27,919	42,068	34,395	12,393	17,586	3,673	4,969	30,886	12,207	0	59,041	245,137	333,963
514	Illinois Central	50,510	136,134	62,908	32,547	15,290	19,755	11,282	81,931	42,133	1,789	1,226	455,505	636,190
529	Illinois Eastern													
	Frontier	4,641	4,598	5,527	1,248	0	198	0	2,981	1,530	0	0	20,723	27,899
	Lincoln Trail	15,317	31,531	9,676	6,430	20,654	6,403	6,702	15,035	8,111	0	4,389	124,248	152,238
	Olney	14,037	46,665	14,847	12,540	10,678	4,838	5,016	14,569	5,190	0	0	128,380	175,095
	Wabash	13,605	34,419	7,119	5,743	20,942	5,379	7,898	11,672	11,077	0	0	117,854	155,521
513	Illinois Valley	29586	58309	25013	17845	19156	4574	9006	26269	27698	0	0	217456	310294
525	Joliet	50,660	111,698	42,493	30,384	21,118	16,586	4,748	37,124	17,969	480	6,529	339,789	488,324
520	Kankakee	40,775	46,725	32,459	14,427	19,320	7,678	0	24,341	15,420	0	5,246	206,391	263,482
501	Kaskaskia	24,138	48,395	22,592	13,770	16,716	4,036	9,213	14,011	5,999	0	660	159,530	228,830
523	Kishwaukee	30,430	74,635	32,851	13,058	9,007	19,039	0	31,825	22,642	111	0	233,598	330,553
532	Lake County	66,829	93,386	57,613	34,806	27,129	23,115	6,077	41,132	24,012	708	703	375,510	551,277
517	Lake Land	30,627	61,558	25,442	29,395	19,984	2,235	4,500	9,060	16,387	0	0	199,188	249,946
536	Lewis & Clark	44,245	56,198	57,149	9,544	30,132	3,614	17,466	18,659	31,735	220	6,761	275,723	436,497
526	Lincoln Land	30,051	45,799	31,811	29,334	15,401	15,912	0	49,147	14,358	0	0	231,813	328,219
530	Logan	28,138	60,522	41,332	14,987	11,515	11,349	6,077	27,673	16,006	0	0	217,599	317,820
528	McHenry	19,251	52,171	28,248	17,891	8,932	14,039	4,100	22,800	11,589	0	0	179,021	263,356
524	Moraine Valley	73,789	139,269	85,404	25,919	29,764	8,144	18,919	44,349	17,449	0	0	443,006	654,403
527	Morton	20,400	43,158	22,761	13,258	14,640	2,901	6,533	14,888	8,553	0	0	147,092	233,518
535	Oakton	28,657	56,966	52,798	14,185	11,087	10,026	4,689	29,986	15,268	106	4,200	227,968	353,040
505	Parkland	38,171	90,276	51,751	35,796	26,583	31,420	13,183	57,072	11,134	432	3,220	359,038	483,357
515	Prairie State	33,560	71,331	29,971	10,738	9,012	12,549	2,346	23,904	17,728	0	0	211,139	311,533
521	Rend Lake	20,521	64,959	22,159	11,400	10,440	6,858	3,652	21,407	15,055	0	0	176,451	242,973
537	Richland	24,625	39,581	21,005	11,967	1,728	3,759	7,815	22,897	10,990	0	0	144,367	203,144
511	Rock Valley	40,063	88,276	50,117	40,800	32,529	18,026	10,444	49,349	21,284	483	0	351,371	475,502
518	Sandburg	25,770	43,727	21,656	11,749	10,195	5,445	2,868	10,744	828	294	6,000	139,276	184,731
506	Sauk Valley	20,495	68,040	26,990	13,100	12,425	6,090	0	24,467	7,085	0	41,031	219,723	404,330
531	Shawnee	19,346	17,130	10,906	9,487	7,200	6,295	0	9,641	1,813	0	0	81,818	109,677
510	South Suburban	78,222	72,112	57,968	34,019	19,604	4,999	6,754	26,866	25,814	0	43,652	370,010	529,929
533	Southeastern	15,240	32,805	17,370	10,610	20,070	3,410	5,860	13,395	1,895	0	0	120,655	173,828
534	Spoon River	20,551	54,737	13,869	13,488	0	3,551	17,623	0	9,583	0	0	133,402	193,733
601	State Comm. Colleg	16,597	45,283	16,597	7,465	0	2,433	0	6,993	1,126	125	0	96,619	127,475
504	Triton	99,803	214,028	80,027	26,914	29,068	14,013	10,661	58,994	27,006	1,513	16,702	578,729	833,385
516	Waubonsee	58,712	82,525	41,822	21,858	18,412	8,403	4,479	25,603	31,705	0	85,725	379,244	432,754
539	Wood	10,904	13,236	16,264	3,129	5,027	13,478	0	5,386	851	0	0	68,275	96,869
	TOTALS	2,133,980	3,348,417	2,061,840	954,039	926,182	538,438	284,855	1,398,148	760,889	14,946	424,230	12,845,964	18,920,220

SOURCE OF DATA: RAMP/CC Table C1.0 (FY 1996)

Illinois Community College Board
Table V-5
NET ASSIGNABLE SQUARE FOOTAGE IN COMPLETED PERMANENT STATE-FUNDED FACILITIES
BY HIGHER EDUCATION FACILITY INVENTORY ROOM USE CLASSIFICATION AS OF AUG. 1, 1994

Dist. No.	District/College	Class	Labs	Office	Study	PE	Special	Theater	General	Support	Health	Unclass	Total NASF	Total GSF*	% Eff.**
522	Belleville	28,256	46,414	27,707	1,403	34,202	4,198	4,622	15,557	10,786	0	0	173,145	261,286	66.3%
503	Black Hawk	33,685	59,031	36,577	32,757	54,740	1,499	1,905	34,046	26,479	1,047	1,011	282,777	419,445	67.4%
508	Chicago												0		
	Daley	0	0	0	0	0	0	0	0	0	0	0	0	0	
	Kennedy	51,969	102,359	49,168	15,544	6,331	29,958	5,504	21,860	9,504	663	0	292,860	513,777	54.7%
	Malcolm	57,372	27,978	53,289	24,576	13,294	17,819	0	12,978	8,447	220	0	215,973	397,256	54.4%
	Olive	0	0	0	0	0	0	0	0	0	0	0	0	0	
	Truman	48,714	45,072	57,027	30,181	0	5,811	915	25,500	7,826	787	0	221,833	306,525	72.4%
	Washington	0	0	0	0	0	0	0	0	0	0	0	0	0	
	Wright	13,870	18,129	15,054	9,878	11,038	10,398	5,447	7,356	9,499	108	0	100,777	180,307	55.9%
507	Danville	19,073	42,592	14,768	10,352	17,120	3,683	0	12,661	3,956	0	7,416	131,621	218,402	60.3%
502	DuPage	99,435	123,408	93,047	53,304	0	4,286	0	74,137	17,240	1,261	6,444	472,562	658,143	71.8%
509	Elgin	21,630	22,851	26,946	17,542	0	1,655	0	22,510	4,598	0	0	117,732	204,392	57.6%
512	Harper	71,260	108,553	70,062	28,407	0	11,099	4,860	54,097	14,771	294	0	363,403	599,832	60.6%
519	Highland	20,715	41,175	31,566	12,393	0	2,500	4,969	18,589	1,483	0	2,214	135,604	195,640	69.3%
514	Illinois Central	44,623	63,223	56,027	31,982	15,290	16,735	3,258	69,113	12,494	1,789	1,226	315,760	455,802	69.3%
529	Illinois Eastern														
	Frontier	0	0	0	0	0	0	0	0	0	0	0	0	0	
	Lincoln Trail	11,868	14,222	7,892	6,430	12,304	4,562	6,702	8,816	150	0	0	72,946	90,467	80.6%
	Olney	11,587	23,154	12,884	12,540	0	2,419	0	13,059	829	0	0	76,472	112,626	67.9%
	Wabash	9,610	20,326	5,341	5,743	15,316	4,677	7,898	3,856	4,427	0	0	77,194	102,615	75.2%
513	Illinois Valley	26,700	38,809	23,977	17,845	19,156	3,907	0	25,987	26,322	0	0	182,703	264,652	69.0%
525	Joliet	43,352	93,798	34,010	30,384	12,370	12,705	0	32,027	702	480	0	259,828	389,819	66.7%
520	Kankakee	30,310	42,498	24,464	14,427	19,320	4,237	0	19,716	5,206	0	0	160,178	202,578	79.1%
501	Kaskaskia	5,314	10,396	5,121	3,443	4,179	0	2,303	3,344	1,160	0	0	35,260	51,949	67.9%
523	Kishwaukee	17,121	32,934	17,689	11,843	9,007	5,881	0	17,040	4,173	0	0	115,688	165,938	69.7%
532	Lake County	28,253	53,294	33,175	27,267	27,129	5,731	0	10,228	10,679	0	0	195,756	301,828	64.9%
517	Lake Land	27,541	48,425	23,214	29,395	19,984	661	4,500	9,006	1,886	0	0	164,612	212,848	77.3%
536	Lewis & Clark	19,032	37,988	20,579	9,544	30,132	2,180	14,686	14,079	12,164	0	68	160,452	247,846	64.7%
526	Lincoln Land	26,646	43,727	25,533	29,334	15,401	9,021	0	34,088	9,233	0	0	192,983	278,113	
530	Logan	20,670	30,273	30,576	14,987	11,515	11,349	1,351	22,105	6,572	0	0	149,398	231,308	64.6%
528	McHenry	12,944	44,235	16,687	17,891	0	3,092	0	1,503	5,609	0	0	101,961	142,472	71.6%
524	Moraine Valley	67,895	120,600	62,119	25,759	29,764	5,683	0	17,639	3,234	0	0	332,693	480,629	69.2%
527	Morton	20,400	43,158	22,761	13,258	14,640	2,901	6,533	14,888	3,877	0	0	142,416	228,642	62.3%
535	Oakton	27,345	56,966	46,356	13,219	11,087	7,848	4,689	17,878	6,516	106	0	192,010	303,107	63.4%
505	Parkland	33,086	78,007	44,621	35,796	0	31,420	2,086	52,896	3,980	432	2,684	285,008	381,053	74.8%
515	Prairie State	27,559	58,762	24,162	10,628	9,012	6,523	2,346	22,774	7,720	0	0	169,486	260,313	65.1%
521	Rend Lake	14,191	34,031	18,712	11,400	10,440	6,152	3,652	20,393	1,220	0	0	120,191	173,987	69.1%
537	Richland	24,625	39,581	21,005	11,967	1,728	2,894	7,815	22,897	10,990	0	0	143,502	202,144	71.0%
511	Rock Valley	24,213	41,902	24,315	40,800	32,529	17,385	3,321	32,130	651	0	0	217,246	308,506	70.4%
518	Sandburg	11,820	29,380	16,814	10,313	0	728	0	8,384	828	0	0	78,267	109,444	71.5%
506	Sauk Valley	20,495	68,040	26,990	13,100	12,425	6,090	0	24,467	7,085	0	0	178,692	353,290	50.6%
531	Shawnee	5,905	14,111	9,024	9,487	0	0	0	9,641	1,140	0	0	49,308	63,931	77.1%
510	South Suburban	66,126	72,112	56,348	33,137	0	4,999	6,754	24,869	16,540	0	20,552	301,437	436,259	69.1%
533	Southeastern	11,000	14,960	12,370	10,610	0	3,410	5,860	13,395	0	0	0	71,605	106,075	67.5%
534	Spoon River	13,094	45,373	12,596	12,982	0	0	14,007	0	8,248	0	0	106,300	146,733	72.4%
601	State Comm. Colle	16,597	45,283	16,597	7,465	0	2,433	0	6,993	1,126	125	0	96,619	127,475	75.8%
504	Triton	87,061	162,702	72,977	26,914	24,625	12,668	10,661	45,731	21,240	1,268	16,702	482,549	713,767	67.6%
516	Waubonsee	18,002	56,991	15,104	21,576	18,412	8,157	4,479	0	0	0	0	142,721	162,700	87.7%
539	Wood	2,719	12,461	15,263	3,129	5,027	7,717	0	5,215	851	0	0	52,382	76,973	68.1%
	TOTAL	1,293,683	2,229,284	1,330,514	810,932	517,517	307,071	141,123	923,448	311,441	8,580	58,317	7,931,910	11,840,894	

*Gross square feet
**Building efficiency equals net assignable square footage divided by gross square feet.

SOURCE OF DATA: RAMP/CC Table C1.0 (FY 1996)

Illinois Community College Board
Table V-6
NET ASSIGNABLE SQUARE FOOTAGE IN COMPLETED PERMANENT LOCALLY FUNDED FACILITIES
BY HIGHER EDUCATION FACILITY INVENTORY ROOM USE CLASSIFICATION AS OF AUG 1, 1994

Dist. No.	District/College	Class	Labs	Office	Study	PE	Special	Theater	General	Support	Health	Unclass	Total NASF	Total GSF*	% Bldg Effcy**
522	Belleville	45,216	21,842	7,931	6,477	31,080	10,694	0	15,900	17,797	0	0	156,937	197,974	79.3%
503	Black Hawk	700	0	0	0	0	11,971	0	0	0	0	0	12,671	13,050	
508	Chicago												0		
	Daley	46,125	50,363	46,037	19,575	15,430	10,944	5,700	25,358	11,161	700	1,200	232,593	358,006	65.0%
	Kennedy	16,191	31,890	15,318	4,843	1,972	9,333	1,715	6,810	2,961	206	0	91,239	160,068	74.4%
	Malcolm	25,087	15,609	20,434	9,346	4,556	7,261	0	7,016	5,175	1,275	8,223	103,982	172,712	60.2%
	Olive	44,550	52,075	75,665	1,425	28,495	8,100	4,200	28,905	8,575	1,200	0	253,190	357,000	70.9%
	Truman	56,707	29,561	24,919	11,084	9,422	3,274	2,767	16,975	5,917	288	0	160,914	234,522	68.6%
	Washington	50,616	34,465	88,060	15,348	0	7,247	0	14,605	11,437	0	0	221,778	345,317	64.2%
	Wright	62,623	69,043	53,018	29,792	35,679	3,466	14,815	2,452	3,166	39	59,500	333,593	550,102	60.6%
507	Danville	0	0	2,354	0	0	0	3,418	443	454	0	0	6,669	12,238	54.5%
502	DuPage	33,145	52,889	34,415	812	65,173	34,675	15,777	38,192	32,019	0	9,898	316,995	517,112	61.3%
509	Elgin	25,822	67,085	12,676	1,316	13,955	10,601	0	30,585	7,082	0	0	169,122	280,449	60.3%
512	Harper	1,929	29,300	4,873	0	42,351	6,000	0	6,737	11,535	0	0	102,725	134,938	76.1%
519	Highland	44	893	1,034	0	17,586	1,173	0	11,862	169	0	43,560	76,321	95,918	79.6%
514	Illinois Central	5,887	72,911	6,881	565	0	3,020	8,024	12,818	29,639	0	0	139,745	180,388	77.5%
529	Illinois Eastern														
	Frontier	4,641	4,598	5,527	1,248	0	198	0	2,981	1,530	0	0	20,723	27,899	74.3%
	Lincoln Trail	1,740	7,979	1,188	0	8,350	1,841	0	3,316	0	0	4,389	28,803	33,971	84.8%
	Olney	0	0	312	0	10,678	2,419	5,016	1,510	762	0	0	20,697	26,133	79.2%
	Wabash	3,995	14,093	1,778	0	5,626	702	0	7,816	6,650	0	0	40,660	52,906	76.9%
513	Illinois Valley	2,886	19,500	1,036	0	0	667	9,006	282	1,376	0	0	34,753	45,642	76.1%
525	Joliet	4,242	17,387	1,701	0	0	0	4,748	5,097	0	0	0	33,175	46,775	70.9%
520	Kankakee	8,057	3,177	1,288	0	0	3,441	0	4,625	9,256	0	0	29,844	37,744	79.1%
501	Kaskaskia	15,943	31,188	15,363	10,327	12,537	1,450	6,910	10,031	4,839	0	0	108,588	158,888	68.3%
523	Kishwaukee	13,309	41,701	14,634	1,215	0	13,158	0	14,785	12,239	111	0	111,152	152,054	73.1%
532	Lake County	13,464	13,042	10,820	120	0	11,306	0	11,012	6,131	708	0	66,603	119,306	55.8%
517	Lake Land	685	0	403	0	0	1,574	0	54	0	0	0	2,716	3,072	88.4%
536	Lewis & Clark	25,213	18,210	36,570	0	0	1,434	2,780	4,580	19,571	220	6,693	115,271	188,651	61.1%
526	Lincoln Land	3,405	2,072	6,278	0	0	6,891	0	15,059	5,125	0	0	38,830	50,106	
530	Logan	7,468	30,249	10,756	0	0	0	4,726	5,568	9,434	0	0	68,201	86,512	78.8%
528	McHenry	6,307	7,936	11,561	0	8,932	10,947	4,100	21,297	5,980	0	0	77,060	120,884	63.8%
524	Moraine Valley	5,894	18,669	23,285	160	0	2,461	18,919	26,710	14,215	0	0	110,313	173,774	63.5%
527	Morton	0	0	0	0	0	0	0	0	4,676	0	0	4,676	4,876	95.9%
535	Oakton	1,312	0	6,442	966	0	2,178	0	12,108	8,752	0	4,200	35,958	49,933	72.0%
505	Parkland	5,085	12,269	7,130	0	26,583	0	11,097	4,176	7,154	0	536	74,030	102,304	72.4%
515	Prairie State	760	10,213	2,019	0	0	0	0	760	10,008	0	0	23,760	28,180	84.3%
521	Rend Lake	6,330	30,928	3,447	0	0	706	0	1,014	13,835	0	0	56,260	68,986	81.6%
537	Richland	0	0	0	0	0	865	0	0	0	0	0	865	1,000	86.5%
511	Rock Valley	15,850	46,374	25,802	0	0	641	7,123	17,219	20,633	483	0	134,125	166,996	80.3%
518	Sandburg	2,346	10,892	1,948	1,436	10,195	2,574	2,868	1,438	0	0	0	33,697	42,566	79.2%
506	Sauk Valley	0	0	0	0	0	0	0	0	0	0	41,031	41,031	51,040	80.4%
531	Shawnee	10,813	3,019	1,882	0	7,200	6,295	0	0	529	0	0	29,738	42,866	69.4%
510	South Suburban	12,096	0	1,620	882	19,604	0	0	1,997	9,274	0	23,100	68,573	93,670	73.2%
533	Southeastern	4,240	17,845	5,000	0	20,070	0	0	0	1,895	0	0	49,050	67,753	72.4%
534	Spoon River	7,457	9,364	1,273	506	0	3,551	3,616	0	1,335	0	0	27,102	47,000	57.7%
601	State Comm. College	0	0	0	0	0	0	0	0	0	0	0	0	0	
504	Triton	12,742	51,326	7,050	0	4,443	1,345	0	13,263	5,766	245	0	96,180	119,618	80.4%
516	Waubonsee	40,710	25,534	26,718	282	0	246	0	25,603	31,705	0	85,725	236,523	270,054	87.6%
539	Wood	517	775	857	0	0	3,745	0	171	0	0	0	6,065	7,558	80.3%
	TOTAL	652,149	976,266	627,303	117,725	399,917	208,394	137,325	431,130	359,757	5,475	288,055	4,203,496	6,098,511	

*Gross square feet
**Building efficiency equals net assignable square footage divided by gross square feet.

SOURCES OF DATA: RAMP/CC Table C1.0 (FY 1996)

Illinois Community College Board+A1:P28A65A1:A1:P40
Table V-7
NET ASSIGNABLE SQUARE FOOTAGE IN TEMPORARY FACILITIES
BY HIGHER EDUCATION FACILITY INVENTORY ROOM USE CLASSIFICATION AS OF AUGUST 1, 1993

Dist. No.	District/College	Class	Labs	Office	Study	PE	Special	Theater	General	Support	Health	Unclass	Total NASF	Total GSF*	% Bldg Eff**
522	Belleville	14,400	0	1,800	0	0	0	0	0	0	0	450	16,650	17,820	93.4%
503	Black Hawk	5,285	8,217	2,606	5,614	0	0	330	3,275	1,369	0	349	27,045	27,354	98.9%
508	Chicago												0		
	Daley	25,268	16,965	13,610	10,948	0	0	0	6,165	0	597	0	73,553	88,921	82.7%
	Kennedy	0	0	0	0	0	0	0	0	0	0	0	0	0	
	Malcolm	0	0	0	0	0	0	0	0	0	0	0	0	0	
	Olive	20,151	10,422	7,779	0	0	0	0	1,692	8,022	0	0	48,066	123,777	
	Truman	0	0	0	0	0	0	0	0	0	0	0	0	0	
	Washington	0	0	0	0	0	0	0	0	0	0	0	0	0	
	Wright	0	0	0	0	0	0	0	0	0	0	0	0	4,380	0.0%
507	Danville	20,129	13,851	28,631	363	0	90	0	6,048	11,883	0	44,654	125,649	206,066	61.0%
502	DuPage	0	0	0	0	0	0	0	0	0	0	0	0	0	
509	Elgin	28,587	6,203	7,159	928	0	153	0	1,232	0	0	0	44,262	65,364	67.7%
512	Harper	0	0	0	0	0	0	0	0	0	0	0	0	0	
519	Highland	7,160	0	1,795	0	0	0	0	435	10,555	0	13,267	33,212	42,405	78.3%
514	Illinois Central	0	0	0	0	0	0	0	0	0	0	0	0	0	
529	Illinois Eastern												0		
	Frontier	0	0	0	0	0	0	0	0	0	0	0	0	0	
	Lincoln Trail	1709	9330	596	0	0	0	0	2903	7961	0	0	22,499	27,800	80.9%
	Olney	2450	23511	1651	0	0	0	0	0	3599	0	0	31,211	36,336	85.9%
	Wabash	0	0	0	0	0	0	0	0	0	0	0	0	0	
513	Illinois Valley	0	0	0	0	0	0	0	0	0	0	0	0	0	
525	Joliet	3,066	513	6,782	0	8,748	3,881	0	0	17,267	0	6,529	46,786	51,730	90.4%
520	Kankakee	2,408	1,050	6,707	0	0	0	0	0	958	0	5,246	16,369	23,160	70.7%
501	Kaskaskia	2,881	6,811	2,108	0	0	2,586	0	636	0	0	660	15,682	17,993	87.2%
523	Kishwaukee	0	0	528	0	0	0	0	0	6,230	0	0	6,758	12,561	53.8%
532	Lake County	25,112	27,050	13,618	7,419	0	6,078	6,077	19,892	7,202	0	703	113,151	130,143	86.9%
517	Lake Land	2,401	13,133	1,825	0	0	0	0	0	14,501	0	0	31,860	34,026	93.6%
536	Lewis & Clark	0	0	0	0	0	0	0	0	0	0	0	0	0	
526	Lincoln Land	0	0	0	0	0	0	0	0	0	0	0	0	0	
530	Logan	0	0	0	0	0	0	0	0	0	0	0	0	0	
528	McHenry	0	0	0	0	0	0	0	0	0	0	0	0	0	
524	Moraine Valley	0	0	0	0	0	0	0	0	0	0	0	0	0	
527	Morton	0	0	0	0	0	0	0	0	0	0	0	0	0	
535	Oakton	0	0	0	0	0	0	0	0	0	0	0	0	0	
505	Parkland	0	0	0	0	0	0	0	0	0	0	0	0	0	
515	Prairie State	5,241	2,356	3,790	110	0	6,026	0	370	0	0	0	17,893	23,040	77.7%
521	Rend Lake	0	0	0	0	0	0	0	0	0	0	0	0	0	
537	Richland	0	0	0	0	0	0	0	0	0	0	0	0	0	
511	Rock Valley	0	0	0	0	0	0	0	0	0	0	0	0	0	
518	Sandburg	11,604	3,455	2,894	0	0	2,143	0	922	0	294	6,000	27,312	32,721	83.5%
506	Sauk Valley	0	0	0	0	0	0	0	0	0	0	0	0	0	
531	Shawnee	2,628	0	0	0	0	0	0	0	144	0	0	2,772	2,880	96.3%
510	South Suburban	0	0	0	0	0	0	0	0	0	0	0	0	0	
533	Southeastern	0	0	0	0	0	0	0	0	0	0	0	0	0	
534	Spoon River	0	0	0	0	0	0	0	0	0	0	0	0	0	
601	State Comm. College	0	0	0	0	0	0	0	0	0	0	0	0	0	
504	Triton	0	0	0	0	0	0	0	0	0	0	0	0	0	
516	Waubonsee	0	0	0	0	0	0	0	0	0	0	0	0	0	
539	Wood	7,668	0	144	0	0	2,016	0	0	0	0	0	9,828	12,338	79.7%
	TOTALS	188,148	142,867	104,023	25,382	8,748	22,973	6,407	43,570	89,691	891	77,858	710,558	980,815	

*Gross square Feet
**Building efficiency equals net assignable square footage divided by gross square feet.
SOURCE OF DATA: RAMP/CC Table C1.0 (FY 1996)

Illinois Community College Board
Table V-8
NET ASSIGNABLE SQUARE FOOTAGE IN STATE-FUNDED FACILITIES UNDER CONSTRUCTION OR APPROVED FOR CONSTRUCTION BY HIGHER EDUCATION FACILITY INVENTORY ROOM USE CLASSIFICATION AS OF AUGUST 1, 1993

Dist. No.	District/College	Class	Labs	Office	Study	PE	Special	Thea-ter	Gen Use	Sup-port	Un-classified	Total NASF	Total GSF
522	Belleville	73,472	68,256	35,638	7,880	65,282	14,892	4,622	31,457	28,583		330,082	459,260
525	Joliet	8,200	25,616	4,016	0	0	0	0	30,677	4,280		72,789	74,400
532	Lake County	17,936	16,696	5,050	0	0	0	0	0	4,010		43,692	82,617
505	Parkland						8,680					8,680	13,350
515	Prairie State	10,613	0	0	9,555	0	0	0	195	0		20,363	26,472
504	Triton	0	0	1,500	0	0	4,600	0	0	0		6,100	7,015
539	Wood	2,625	7,725	1,650	0	0	0	0	0	1,464		13,464	19,800
	TOTALS	112,846	118,293	47,854	17,435	65,282	28,172	4,622	62,329	38,337	0	495,170	682,914

Illinois Community College Board
Table V-9
NET ASSIGNABLE SQUARE FOOTAGE IN LOCALLY FUNDED PERMANENT FACILITIES
UNDER CONSTRUCTION OR APPROVED FOR CONSTRUCTION AS OF AUGUST 1, 1993

Dist. No.	District/College	Class	Labs	Office	Study	PE	Special	Theater	General	Support	Un-classified	Total NASF	Total GSF
522	Belleville	14,400	0	1,800	0	0	0	0	0	0	0	16,200	17,820
508	Chicago												
	Daley	18,700	28,500	12,800	8,000	0	3,000	3,800	0	19,500	19,000	113,300	170,000
	Wright	6,300	12,900	2,500	700	0	0	0	0	3,300	3,000	28,700	43,560
502	DuPage	30,000	0	6,600	27,229	0	12,150	10,025	19,412	0	0	105,416	159,668
509	Elgin	6,400	2,100	5,830	2,300	0	4,040	0	9,180	2,500	0	32,350	46,215
525	Joliet	2,050	6,404	1,004	0	0	0	0	7,669	1,070	0	18,197	18,600
532	Lake County	6,194	0	399	0	0	0	29,676	0	10,062	0	46,331	66,484
526	Lincoln Land	0	0	0	0	0	0	0	7,700	0	0	7,700	8,294
535	Oakton	38,830	21,310	22,300	11,130	2,000	5,770	9,100	19,150	8,780	0	138,370	196,000
515	Prairie State	3,537	0	0	3,185	0	0	0	65	0	0	6,787	8,823
539	Wood	875	2,575	550	0	0	0	0	0	488	0	4,488	6,600
	TOTALS	127,286	73,789	53,783	52,544	2,000	24,960	52,601	63,176	45,700	22,000	517,839	742,064

NASF = Net assignable square feet
GSF = Gross square feet

SOURCES OF DATA: RAMP/CC Table C1.1 (FY 1996)
ICCB Records

Illinois Community College Board
Table V10
TOTAL NET ASSIGNABLE SQUARE FEET OF PERMANENT FACILITIES BY ROOM USE CLASSIFICATION
PER 10TH DAY ON-CAMPUS FTE STUDENT AS OF AUGUST 1, 1994 (COMPLETED, UNDER CONSTRUCTION, APPROVED, OR APPROPRIATED)

Dist. No.	District/College	10th Day FTE	Class	Labs	Office	Study	PE	Special	Theater	General	Support	Health	Unclass	Total NASF
52201	Belleville	4,071	21.58	16.77	9.20	1.94	16.04	3.66	1.14	7.73	7.02	0.00	0.11	85.17
50300	Black Hawk	3,261	12.16	20.62	12.02	11.77	16.79	4.13	0.69	11.44	8.54	0.32	0.42	98.89
50800	Chicago													
	Daley	2,332	30.61	28.87	25.58	13.09	6.62	4.69	2.44	13.52	4.79	0.56	0.51	131.28
	Kennedy	1,936	45.84	93.25	43.45	14.17	4.29	21.51	3.73	20.19	10.44	3.63	0.00	260.49
	Malcolm	1,892	43.58	23.04	38.97	17.93	9.43	13.26	0.00	10.57	7.20	0.79	4.35	169.11
	Olive	2,418	26.76	25.85	34.51	0.59	11.78	3.35	1.74	12.65	6.86	0.50	0.00	124.59
	Truman	4,049	26.04	18.43	20.24	10.19	2.33	2.24	0.91	10.49	3.39	0.27	0.00	94.53
	Washington	3,086	16.40	11.17	28.54	4.97	0.00	2.35	0.00	4.73	3.71	0.00	0.00	71.87
	Wright	3,202	23.89	27.22	21.26	12.39	14.59	4.33	6.33	3.06	3.96	0.05	18.58	135.66
50701	Danville	1,446	27.11	39.03	31.64	7.41	11.84	2.61	2.36	13.24	11.27	0.00	36.01	182.53
50201	DuPage	9,128	14.52	19.31	13.96	5.93	7.14	4.27	1.73	12.31	5.40	0.14	1.79	86.50
50901	Elgin	3,843	19.79	25.02	12.17	5.15	3.63	3.23	0.00	14.14	3.04	0.00	0.00	86.16
51201	Harper	4,841	15.12	28.48	15.48	5.87	8.75	3.53	1.00	12.57	5.43	0.06	0.00	96.29
51901	Highland	972	28.72	43.28	35.39	12.75	18.09	3.78	5.11	31.78	12.56	0.00	60.74	252.20
51401	Illinois Central	4,503	11.22	30.23	13.97	7.23	3.40	4.39	2.51	18.19	9.36	0.40	0.27	101.16
52900	Illinois Eastern													
	Frontier	194	23.92	23.70	28.49	6.43	0.00	1.02	0.00	15.37	7.89	0.00	0.00	106.82
	Lincoln Trail	528	29.01	59.72	18.33	12.18	39.12	12.13	12.69	28.48	15.36	0.00	8.31	235.32
	Olney	660	21.27	70.70	22.50	19.00	16.18	7.33	7.60	22.07	7.86	0.00	0.00	194.52
	Wabash	652	20.87	52.79	10.92	8.81	32.12	8.25	12.11	17.90	16.99	0.00	0.00	180.76
51301	Illinois Valley	1,736	17.04	33.59	14.41	10.28	11.03	2.63	5.19	15.13	15.96	0.00	0.00	125.26
52501	Joliet	3,489	14.52	32.01	12.18	8.71	6.05	4.75	1.36	10.64	5.15	0.14	1.87	97.39
52001	Kankakee	1,258	32.41	37.14	25.80	11.47	15.36	6.10	0.00	19.35	12.26	0.00	4.17	164.06
50101	Kaskaskia	1,774	13.61	27.28	12.74	7.76	9.42	2.28	5.19	7.90	3.38	0.00	0.37	89.93
52301	Kishwaukee	1,327	22.93	56.24	24.76	9.84	6.79	14.35	0.00	23.98	17.06	0.08	0.00	176.03
53201	Lake County	3,190	20.95	29.27	18.06	10.91	8.50	7.25	1.91	12.89	7.53	0.22	0.22	117.71
51701	Lake Land	2,172	14.10	28.34	11.71	13.53	9.20	1.03	2.07	4.17	7.54	0.00	0.00	91.71
53601	Lewis & Clark	1,831	24.16	30.69	31.21	5.21	16.46	1.97	9.54	10.19	17.33	0.12	3.69	150.59
52601	Lincoln Land	2,387	12.59	19.19	13.33	12.29	6.45	6.67	0.00	20.59	6.02	0.00	0.00	97.11
53001	Logan	2,879	9.77	21.02	14.36	5.21	4.00	3.94	2.11	9.61	5.56	0.00	0.00	75.58
52801	McHenry	1,308	14.72	39.89	21.60	13.68	6.83	10.73	3.13	17.43	8.86	0.00	0.00	136.87
52401	Moraine Valley	4,955	14.89	28.11	17.24	5.23	6.01	1.64	3.82	8.95	3.52	0.00	0.00	89.41
52701	Morton	871	23.42	49.55	26.13	15.22	16.81	3.33	7.50	17.09	9.82	0.00	0.00	168.88
53501	Oakton	3,477	8.24	16.38	15.18	4.08	3.19	2.88	1.35	8.62	4.39	0.03	1.21	65.56
50501	Parkland	3,580	10.66	25.22	14.46	10.00	7.43	8.78	3.68	15.94	3.11	0.12	0.90	100.29
51501	Prairie State	1,561	21.50	45.70	19.20	6.88	5.77	8.04	1.50	15.31	11.36	0.00	0.00	135.26
52101	Rend Lake	1,401	14.65	46.37	15.82	8.14	7.45	4.90	2.61	15.28	10.75	0.00	0.00	125.95
53701	Richland	1,248	19.73	31.72	16.83	9.59	1.38	3.01	6.26	18.35	8.81	0.00	0.00	115.68
51101	Rock Valley	3,041	13.17	29.03	16.48	13.42	10.70	5.93	3.43	16.23	7.00	0.16	0.00	115.54
51801	Sandburg	1,053	24.47	41.53	20.57	11.16	9.68	5.17	2.72	10.20	0.79	0.28	5.70	132.27
50601	Sauk Valley	899	22.80	75.68	30.02	14.57	13.82	6.77	0.00	27.22	7.88	0.00	45.64	244.41
53101	Shawnee	991	19.52	17.29	11.01	9.57	7.27	6.35	0.00	9.73	1.83	0.00	0.00	82.56
51001	South Suburbar	3,032	25.80	23.78	19.12	11.22	6.47	1.65	2.23	8.86	8.51	0.00	14.40	122.03
53301	Southeastern	1,056	14.43	31.07	16.45	10.05	19.01	3.23	5.55	12.68	1.79	0.00	0.00	114.26
53401	Spoon River	617	33.31	88.71	22.48	21.86	0.00	5.76	28.56	0.00	15.53	0.00	0.00	216.21
60101	State Comm. C	454	36.56	99.74	36.56	16.44	0.00	5.36	0.00	15.40	2.48	0.28	0.00	212.82
50401	Triton	4,332	23.04	49.41	18.47	6.21	6.71	3.23	2.46	13.62	6.23	0.35	3.86	133.59
51601	Waubonsee	1,565	37.52	52.73	26.72	13.97	11.76	5.37	2.86	16.36	20.26	0.00	54.78	242.33
53901	Wood	780	13.98	16.97	20.85	4.01	6.44	17.28	0.00	6.91	1.09	0.00	0.00	87.53
	TOTALS	111,278	19.36	30.51	18.71	8.64	8.32	4.86	2.56	12.66	6.91	0.19	3.81	116.52

SOURCES OF DATA: RAMP/CC Tables C1.0 and C1.1 (FY1996), 10th Day Enrollment Report (Fall 1994)

Illinois Community College Board
Table V-11
GROSS SQUARE FOOTAGE OF SPACE ELIGIBILITY*
FOR FISCAL YEAR 1996 STATE-SUPPORTED CONSTRUCTION

Dist. No.	District/College	Fall 94 On-Campus Day FTE Eligible Occupational	Other	Total Space Eligibility	State Approp Space Complete or Under Construction	Current Space Eligibility
522	Belleville	372	3,699	432,888	720,546	(287,658)
503	Black Hawk	680	2,581	369,381	419,445	(50,064)
508	Chicago					
	Daley	212	2,120	257,300	0	257,300
	Kennedy	165	1,771	215,471	513,777	(298,306)
	Malcolm	249	1,643	214,303	397,256	(182,953)
	Olive	127	2,291	262,671	0	262,671
	Truman	358	3,691	430,192	306,525	123,667
	Washington	422	2,664	341,644	0	341,644
	Wright	112	3,090	340,460	180,307	160,153
507	Danville	407	1,039	171,270	218,402	(47,132)
502	DuPage	4,331	4,797	1,088,164	658,143	430,021
509	Elgin	1,086	2,757	443,997	204,392	239,605
512	Harper	475	4,366	508,672	599,832	(91,160)
519	Highland	186	786	112,500	195,640	(83,140)
514	Illinois Central	558	3,945	481,560	455,802	25,758
529	Illinois Eastern					
	Frontier	34	160	22,360	0	22,360
	Lincoln Trail	124	404	61,800	90,467	(28,667)
	Olney Central	92	568	75,360	112,626	(37,266)
	Wabash	196	456	77,600	102,615	(25,015)
513	Illinois Valley	409	1,327	203,230	264,652	(61,422)
525	Joliet	1,154	2,335	410,895	464,219	(53,324)
520	Kankakee	388	870	150,020	202,578	(52,558)
501	Kaskaskia	879	895	221,510	199,397	22,113
523	Kishwaukee	230	1,097	152,870	165,938	(13,068)
532	Lake County	207	2,983	343,763	384,445	(40,682)
517	Lake Land	420	1,752	249,252	212,848	36,404
536	Lewis & Clark	141	1,690	203,930	247,846	(43,916)
526	Lincoln Land	213	2,174	262,894	278,113	(15,219)
530	Logan	406	2,473	320,113	231,308	88,805
528	McHenry	138	1,170	148,020	142,472	5,548
524	Moraine Valley	95	4,860	500,920	480,629	20,291
527	Morton	239	632	102,980	228,642	(125,662)
535	Oakton	304	3,173	374,976	303,107	71,869
505	Parkland	335	3,245	385,940	394,403	(19,563)
515	Prairie State	228	1,333	178,550	286,785	(108,235)
521	Rend Lake	400	1,001	166,110	173,987	(7,877)
537	Richland	132	1,116	141,240	202,144	(60,904)
511	Rock Valley	943	2,098	357,418	308,506	48,912
518	Sandburg	415	638	128,280	109,444	18,836
506	Sauk Valley	140	759	103,090	353,290	(250,200)
531	Shawnee	453	538	122,600	63,931	58,669
510	South Suburban	943	2,089	356,509	436,259	(79,750)
533	Southeastern	375	681	127,410	106,075	21,335
534	Spoon River	128	489	71,710	146,733	(75,023)
601	State Comm. Colleg	122	332	53,600	127,475	(73,875)
504	Triton	1,222	3,110	497,700	719,867	(222,167)
516	Waubonsee	293	1,272	180,940	162,700	18,240
539	Wood	338	442	95,940	96,773	(833)
	TOTALS	21,876	89,402	12,520,003	12,670,341	

*Computed in accordance with ICCB Rule 1501.603c4c
SOURCES OF DATA: ICCB Records, 10th Day Enrollment Report (Fall 1994)

Table V-12
TOTAL PROTECTION, HEALTH, SAFETY PROJECTS APPROVED

Dist. No.	District/College	# of Projects Approved Bond Issues	Tax Levy	Total	Total Budgeted Amounts
522	Belleville	5	18	23	$ 5,305,417
503	Black Hawk	0	49	49	6,477,273
508	Chicago	0	1	1	4,500,000
507	Danville	13	0	13	4,795,925
502	DuPage	0	0	0	0
509	Elgin	0	10	10	1,117,822
512	Harper	3	29	32	14,989,505
519	Highland	1	24	25	3,933,335
514	Illinois Central	0	35	35	9,305,772
529	Illinois Eastern	32	1	33	4,643,137
513	Illinois Valley	0	28	28	2,900,109
525	Joliet	0	25	25	4,828,505
520	Kankakee	0	0	0	0
501	Kaskaskia	0	5	5	1,692,740
523	Kishwaukee	0	6	6	1,003,626
532	Lake County	11	24	35	5,418,500
517	Lake Land	2	20	22	3,585,761
536	Lewis & Clark	8	0	8	3,699,410
526	Lincoln Land	2	0	2	1,199,719
530	Logan	5	0	5	1,200,000
528	McHenry	0	2	2	1,904,456
524	Moraine Valley	0	17	17	10,802,160
527	Morton	4	3	7	5,517,269
535	Oakton	0	6	6	1,537,650
505	Parkland	0	15	15	4,861,244
515	Prairie State	10	10	20	8,024,219
521	Rend Lake	17	6	23	4,144,328
537	Richland	0	0	0	0
511	Rock Valley	0	42	42	4,881,157
518	Sandburg	0	12	12	1,879,304
506	Sauk Valley	2	16	18	3,817,427
531	Shawnee	11	0	11	1,183,189
510	South Suburban	23	30	53	11,261,508
533	Southeastern	10	0	10	618,402
534	Spoon River	7	2	9	2,562,507
601	Triton	0	0	0	0
504	Waubonsee	0	66	66	13,764,873
516	Wood	0	28	28	3,784,905
539	WOOD	0	16	16	683,400
	TOTALS	166	546	712	$ 161,824,554

SOURCE OF DATA: ICCB Records

Illinois Community College Board
Table V-13
BUDGETED REVENUE FOR COMMUNITY COLLEGE CONSTRUCTION
SINCE JANUARY 1990*

Dist. No.	District/College	Project	Federal	Local	State	Total
522	Belleville	Mechanical System Renovation	$0	$429,650	$0	$429,650
		Student Services Renovation	0	242,179	94,926	337,105
		Fire Protection Renovation	0	47,600	0	47,600
		Roofing System Repairs	0	283,440	0	283,440
		Campus Storage Renovation	0	164,869	93,866	258,735
		Energy Conservation	0	95,750	0	95,750
		Cafeteria Expansion	0	181,000	0	181,000
		Modular Classroom Units	0	584,170	0	584,170
		Accessibility Renovations	0	789,000	0	789,000
		Accessibility Modifications	0	102,200	0	102,200
		Mechanical System Renovation	0	589,120	0	589,120
		Roofing & Moisture Problems	0	47,040	0	47,040
		Aviation Maintenance Training Facility	0	265,750	0	265,750
		Remodel Vo-Tech Center	0	752,100	2,256,400	3,008,500
		Moisture Protection-Roof Replace	0	30,000	0	30,000
		Hazardous Materials Storage	0	130,000	0	130,000
		Water Piping-Code Corrections	0	153,400	0	153,400
		Energy Conservation	0	25,200	0	25,200
		Fire Protection Renovation	0	82,040	0	82,040
		Exterior Lighting Code Corrections	0	80,000	0	80,000
						$7,519,700
503	Black Hawk	Remodel Corporate Center	$0	$274,042	$0	$274,042
		Site Acquisition	0	370,000	0	370,000
		Life Safety Renovations	0	30,955	0	30,955
		Weatherize Entrances	0	91,269	0	91,269
		Fire Code Corrections	0	111,391	0	111,391
		New Restroom Facility	0	30,700	0	30,700
		Construction Defects	0	0	210,000	210,000
		Aggregate Repairs	0	114,719	0	114,719
		Roof Replacement	0	118,507	0	118,507
		WIU Office Relocation	0	7,000	0	7,000
		Local Child Care Center	0	45,000	0	45,000
		Storm Drainage Repairs-Phase V	0	145,000	0	145,000
		Install Variable Air Volume System	0	465,000	0	465,000
		Storm Drain System-Phase IV	0	119,900	0	119,900
		Retube Boiler	0	107,000	0	107,000
		Fire & Security System Update	0	256,094	0	256,094
		Pool Repairs	0	140,000	0	140,000
		Energy Management System	0	29,955	0	29,955
		Storm Drainage Repair-Phase IV	0	96,800	0	96,800
		Asbestos Removal	0	359,800	0	359,800
		Rehabilitate Building 4	0	201,429	0	201,429
		HVAC Repairs	0	96,500	0	96,500
		HVAC Replacement	0	34,876	0	34,876
		Hazardous Boiler Replacement	0	61,175	0	61,175
		Elevator Code Modifications	0	101,765	0	101,765
		Reroof Three Buildings	0	161,809	0	161,809
		ADA Modifications	0	455,620	0	455,620
		Direct Service Addition	0	1,210,000	0	1,210,000
						$5,446,306
508	Chicago					
	City-Wide	Construction/West Side Tech	$0	$31,500,000	$8,500,000	$40,000,000
	Daley	Renovate Stairway/Bridge	0	0	620,899	620,899
		Asbestos Abatement	0	0	50,000	50,000
		Additional Renovations-Stairway/Bridge	0	0	62,535	62,535

Illinois Community College Board
Table V-13
BUDGETED REVENUE FOR COMMUNITY COLLEGE CONSTRUCTION
SINCE JANUARY 1990*

Dist. No.	District/College	Project	Federal	Local	State	Total
508	Daley	Exterior Improvements	0	0	200,000	200,000
	(Continued)	Window Covering	0	0	139,030	139,030
	Kennedy-King	Exterior Painting/Caulking	0	0	287,303	287,303
	Olive-Harvey	Exterior Paint, Sidewalks	0	0	241,626	241,626
	Truman	Replace Carpet & Flooring	0	0	50,000	50,000
		Remodeling	0	1,675,000	0	1,675,000
	Washington	Remodel Floors-Basement through 11	0	1,385,481	0	1,385,481
	Wilbur Wright	Remodel Old Wright	0	1,050,000	0	1,050,000
		Land/New Campus	0	76,600,000	0	76,600,000
						$122,361,874
507	Danville	Repave Parking Lots	$0	$10,312	$83,586	$93,898
		Classroom/Labs-Miller Gym	0	673,700	1,853,600	2,527,300
		Repair Gazebo	0	0	12,475	12,475
		Technology Center Addition	0	889,800	672,200	1,562,000
		Install Automatic Door	0	0	6,500	6,500
		Seal Coating-Parking Areas	0	0	10,058	10,058
		Auto Door Openers	0	0	6,850	6,850
		Repair Porches-Building 17	0	0	53,270	53,270
		Repair Roof-Building 17	0	0	77,086	77,086
		Roof Repairs	0	595,847	0	595,847
		Energy Conservation	0	33,272	0	33,272
		Tech Center/Parking Lots	0	0	70,000	70,000
						$5,048,556
502	DuPage	Site Acquisition-Naperville	$0	$816,750	$0	$816,750
		Site Acquisition-Westmont	0	609,840	0	609,840
		Instructional Computing Center	0	391,200	1,173,500	1,564,700
		Parkway Expansion	0	928,940	0	928,940
		Walkway Lighting/Reroof Building	0	201,893	230,107	432,000
		Parking Lot Expansion	0	975,387	0	975,387
		Warehouse Expansion	0	613,340	0	613,340
		Renovate Parking Lots 1-5	0	229,060	227,538	456,598
		Construct Extension Centers	0	3,572,800	0	3,572,800
		Renovate Parking Lots 8 thru 12	0	636,911	227,538	864,449
		Land/North Regional Site	0	650,000	0	650,000
		Business/Industry Conference Center	0	5,500,000	0	5,500,000
		Visual/Performing Arts Phase I	0	23,260,694	0	23,260,694
		Site Acquisition/Naperville	0	449,757	0	449,757
		Ceiling Replacement	0	0	263,395	263,395
						$40,958,650
509	Elgin	Parking Lot Repairs	$0	$0	$66,594	$66,594
		Construction Maintenance Bldg.	0	239,533	0	239,533
		Moisture Protection	0	92,739	0	92,739
		Construct Maintenance Bldg.	0	239,533	0	239,533
		Mobile Classroom Units	0	137,400	0	137,400
		Exterior Lighting	0	327,500	0	327,500
		Construct Applied Tech Building	0	1,145,750	0	1,145,750
		HVAC Modifications	0	40,740	0	40,740
		Resurface Parking Lot 1	0	3,456	75,544	79,000
		Accessibility Modifications	0	38,045	0	38,045
		Repair Parking Lots	0	0	241,675	241,675
						$2,648,509
512	Harper	HVAC Renovations	$0	$1,259,280	$0	$1,259,280
		Roof Replacement Bldgs. B,C,G,H	0	1,121,250	0	1,121,250

Illinois Community College Board
Table V-13
BUDGETED REVENUE FOR COMMUNITY COLLEGE CONSTRUCTION
SINCE JANUARY 1990*

Dist. No.	District/College	Project	Federal	Local	State	Total
512	Harper	Construct Observatory	0	44,200	0	44,200
	(Continued)	Energy Management System	0	1,000,000	0	1,000,000
		Resurface Parking Lot 8,9,10	0	789,000	0	789,000
		Repave Perimeter Road	0	146,400	0	146,400
		Renovate Fire Alarm System	0	327,600	0	327,600
		Construction Defects	0	0	3,184,856	3,184,856
		Install Accessible Drinking	0	200,000	0	200,000
		Boiler Repairs/Building B	0	110,000	0	110,000
		Alter Doorway/Building 1	0	29,500	0	29,500
		Roof Repair/Alteration	0	710,000	0	710,000
		Repair Parking Lots	0	0	144,831	144,831
		Replace Wheelchair Lifts	0	75,000	0	75,000
		Replace Underground Storage	0	190,000	0	190,000
		Repair Roofs-Buildings A & D	0	400,000	0	400,000
		Fire Supression System	0	25,000	0	25,000
		Plumbing Repairs-Buildings I & J	0	420,000	0	420,000
		Electrical/Mechanical Repairs	0	1,469,550	0	1,469,550
		Repair Parking Lot 3	0	85	155,230	155,315
		Repair HVAC-Building V	0	50,000	0	50,000
		Repair Roofs-Buildings B,E,I,J	0	385,000	0	385,000
		Repair Restrooms-Building D	0	438,500	0	438,500
		Accessibility Renovations	0	54,000	0	54,000
		Elevator Accessibility	0	72,500	0	72,500
		Fire Sprinkler Installation	0	199,750	0	199,750
		Power Distribution System	0	317,250	0	317,250
		Hazardous Bleacher Repair	0	100,000	0	100,000
		Site Acquisition/Northeast	0	2,000,000	0	2,000,000
		Water Main Extension	0	247,925	0	247,925
						$15,666,707
519	Highland	Walk Replacement/Phase IV	$0	$85,000	$0	$85,000
		Reroof Sports Complex	0	81,000	0	81,000
		Install Nonskid Pool Deck	0	25,000	0	25,000
		Sidewalk Replacement	0	172,648	0	172,648
		Reroof Maintenance Barn	0	35,000	0	35,000
		Accessibility-Auto Doors	0	41,950	0	41,950
		Tuckpointing & Sidewalks	0	73,000	0	73,000
		Drainage Repairs-Lot D	0	85,230	0	85,230
		Bleacher Repairs	0	51,725	0	51,725
		Sidewalk Repair/Drainage-Phase IV	0	70,190	0	70,190
		Drainage Alterations	0	173,387	0	173,387
		Sidewalk Rehabilitation	0	248,398	0	248,398
		Student Center Building	0	168,600	4,952,000	5,120,600
		Exterior Waterproofing Modifications	0	51,425	0	51,425
		Underground Storage Tank	0	50,050	0	50,050
		Moisture Protection	0	75,637	0	75,637
		Renovation/Buildings M & R	0	0	284,968	284,968
						$6,725,208
514	Illinois Central	Test Cells	$0	$108,000	$0	$108,000
		Phase II-Downtown Center	0	2,373,250	0	2,373,250
		Hazardous Surface Repairs	0	170,000	0	170,000
		Courtyard Rehabilitation	0	360,000	0	360,000
		Campus Security	0	66,000	0	66,000
		Remodel Dirksen Hall	0	325,000	0	325,000
		Replace HVAC Units	0	407,000	0	407,000
		Parking Lot Rehabilitation	0	5,127	149,102	154,229

Illinois Community College Board
Table V-13
BUDGETED REVENUE FOR COMMUNITY COLLEGE CONSTRUCTION
SINCE JANUARY 1990*

Dist. No.	District/College	Project	Federal	Local	State	Total
514	Illinois Central	Enclose Overhang/Administration Bldg.	0	225,000	0	225,000
	(Continued)	Repair Underground Storage Tank	0	289,670	0	289,670
		Parking Deck Construction	0	550,000	0	550,000
		Construction Defects-Roof	0	0	493,000	493,000
		Construct Storage Building	0	78,177	0	78,177
		Roof Repair-Gymnasium	0	134,500	0	134,500
		Repair Dirksen Parking Lot	0	2,563	147,437	150,000
		Renovate Parking Lot A	0	2,563	147,437	150,000
		Replace Electric Transformers	0	66,000	0	66,000
		Replace Rooftop HVAC Units	0	830,000	0	830,000
		Parking Lot F Renovation	0	0	103,800	103,800
		Fire Damper Replacement	0	475,200	0	475,200
		Asbestos Removal/SW Adams	0	143,750	0	143,750
		Boiler Room Roof Replacement	0	76,790	0	76,790
		Roof Replacement-SW Adams	0	141,900	0	141,900
		ADA Survey/Phase I Corrective Work	0	186,390	0	186,390
		Water-Fire Main Relocations	0	234,698	0	234,698
		Erosion Control	0	76,000	0	76,000
		ADA Elevator Addition	0	165,460	0	165,460
		Parking Lot Restoration	0	0	123,400	123,400
						$8,657,214
529	Illinois Eastern	Construct Microwave Tower	$0	$313,191	$0	$313,191
		Roof Replacements	0	0	813,000	813,000
		Stage Floor Replacement	0	0	19,159	19,159
		Ventilation Corrections	0	117,041	0	117,041
		Stage Floor Replacement	0	0	21,304	21,304
		ADA Compliance Alterations	0	71,400	0	71,400
		Pool Filter Replacement	0	33,062	0	33,062
		Storm Sewer Waterway Repairs	0	56,856	0	56,856
		Robinson Commercial Building	0	481,960	0	481,960
		Tool & Die Shop Code Modifications	0	141,546	0	141,546
	Frontier	Remodel LRC	0	22,280	0	22,280
		Maintenance/Storage Shed	0	18,400	0	18,400
	Olney Central	Relocate Child Care Center	0	2,000	0	2,000
		Construction Defects/Wattleworth	0	615,000	0	615,000
		Reroof Stair Enclosures	0	31,838	0	31,838
		Parking Lot Expansion	0	75,000	0	75,000
	Wabash Valley	Natatorium Roof Replacement	0	81,627	0	81,627
		Roof Repairs	0	1,188,000	0	1,188,000
		HVAC Replacement	0	226,200	0	226,200
		Gym Floor Replacement	$0	$0	$88,962	$88,962
						$4,417,826
513	Illinois Valley	Furnace Replacement	$0	$48,600	$0	$48,600
		Fire Door Controls	0	30,000	0	30,000
		Hazardous Floor Replacement	0	56,723	0	56,723
		Road Subsurface Erosion	0	50,301	0	50,301
		Biology Lab Utilities	0	28,904	0	28,904
		Replace Hazardous Floor	0	58,000	0	58,000
		Replace Water Main	0	78,860	0	78,860
		Energy Audit and Survey	0	29,400	0	29,400
		Maintenance Room Ventilation	0	0	18,800	18,800
		Roof Replacement-Gym	0	30,142	0	30,142
		Roof Replacement	0	51,450	0	51,450
		Repair Parking Lots	0	0	44,620	44,620
		Modify Elevators	0	121,211	0	121,211

Illinois Community College Board
Table V-13
BUDGETED REVENUE FOR COMMUNITY COLLEGE CONSTRUCTION
SINCE JANUARY 1990*

Dist. No.	District/College	Project	Federal	Local	State	Total
513	Illinois Valley (Continued)	Roadway & Parking Lot	0	0	64,136	64,136
		Asbestos Abatement-Building G	0	145,200	0	145,200
		Asbestos Abatement A-301	0	111,200	0	111,200
		Asbestos Abatement	0	115,800	0	115,800
		Repair Parking Lot 5	0	24,522	63,420	87,942
		Reroof Auto Ag Facility	0	130,725	0	130,725
		Sewer Line Hookup	0	84,000	0	84,000
		Energy Conservation/Retrofit	0	257,000	0	257,000
		Roof Replacement	0	220,000	0	220,000
						$1,863,014
525	Joliet	Resurface Tennis Courts	$0	$81,400	$0	$81,400
		New Roofing Building E	0	211,800	0	211,800
		Water Seepage - Roof	0	213,400	0	213,400
		Repair Parking Lots	0	0	132,108	132,108
		Emergency Telephones	0	66,286	0	66,286
		Remove Asbestos Flooring	0	88,300	0	88,300
		Parking Lot and Roadway Repair	0	21,067	121,073	142,140
		Exterior Stair-Rennaisance Center	0	72,315	0	72,315
		Roof Work-Rennaisance Center	0	100,100	0	100,100
		Emergency Telephones/Phase II	0	82,300	0	82,300
		Roof Replacement/Building G	0	145,200	0	145,200
		North Campus Site	0	4,665,650	0	4,665,650
		Install Fire Alarm System	0	75,500	0	75,500
		Roof Replacement-Building D	0	0	98,222	98,222
		Install Cogeneration System	0	949,000	0	949,000
						$7,123,721
520	Kankakee	Repair Chimney Flue	$0	$0	$43,513	$43,513
		Modify Heating System	0	13,892	46,079	59,971
		Classroom Addition	0	3,268,500	0	3,268,500
		Update Fire Alarm System	0	0	64,505	64,505
		Retube Boilers	0	0	39,800	39,800
		Roadway Lighting	0	0	58,965	58,965
						$3,535,254
501	Kaskaskia	Replace Roof-Gym & Science	$0	$0	$51,797	$51,797
		Alterations-Buildings C,D,E,F	0	780,000	0	780,000
		Lighting Code Corrections	0	243,500	0	243,500
						$1,075,297
523	Kishwaukee	Accessibility/Phase II	$0	$113,900	$0	$113,900
		Repair Bleachers	0	0	13,200	13,200
		Handicapped Accessibility	0	55,320	0	55,320
		Resurface Tennis Courts	0	0	32,000	32,000
		Repair Roof-Boiler Room	0	0	15,000	15,000
		Construction Defects	0	0	125,000	125,000
		Parking Lot Lighting	0	2,584	50,691	53,275
		Library Expansion	0	361,992	1,452,000	1,813,992
		Addition/Construction-Phase IV	0	9,989,400	0	9,989,400
		Roof Replacement	0	382,005	0	382,005
		ADA Walk/Egress Repairs	0	65,119	0	65,119
						$12,658,211
532	Lake County	Fume Hood Reinstallation	$0	$114,000	$0	$114,000
		Water Main Loop Connection	0	43,000	0	43,000
		Toilet Room Accessibility	0	130,000	0	130,000

Illinois Community College Board
Table V-13
BUDGETED REVENUE FOR COMMUNITY COLLEGE CONSTRUCTION
SINCE JANUARY 1990*

Dist. No.	District/College	Project	Federal	Local	State	Total
532	Lake County (Continued)	Voice Communication System	0	54,000	0	54,000
		Asbestos Survey	0	32,400	0	32,400
		Gym Lighting Retrofit	0	30,000	0	30,000
		Roof Repairs & Insulation	0	918,000	0	918,000
		Metal Siding Repair	0	32,400	0	32,400
		Chemistry Lab Alterations	0	142,500	0	142,500
		Fire Alarm System Repairs	0	626,400	0	626,400
		Repair Exhaust Systems	0	82,000	0	82,000
		Access Road & Parking	0	0	212,422	212,422
		Reroof Lake Shore Campus	0	166,300	0	166,300
		Install Accessible Hardware	0	27,400	0	27,400
		Repave Parking Lot 4	0	2,828	107,601	110,429
		Heating System Repair	0	86,000	0	86,000
		Repave Parking Lot 7	0	0	106,211	106,211
		Electrical Modifications	0	26,700	0	26,700
		Replacement Wiring	0	130,700	0	130,700
		Fire Alarm & System Auto.	0	686,600	0	686,600
		Drainage Repairs	0	332,000	0	332,000
		Accessible Entrances	0	30,900	0	30,900
		Mechanical Unit Repairs	0	162,000	0	162,000
		Sidewalk Repairs	0	67,700	0	67,700
		Parking Lot Restoration	0	0	127,900	127,900
		Improve Access/Parking Lot	0	0	257,900	257,900
						$4,735,862
517	Lake Land	Energy Management System/Phase I	$0	$191,531	$0	$191,531
		Energy Management/Phase II	77,762	84,764	0	162,526
		Replace Heat Piping	0	180,000	0	180,000
		Pave South Parking Lot	0	6,384	98,116	104,500
		Renovate Classrooms	0	0	44,651	44,651
		Agricultural Tech Building	0	255,000	0	255,000
		Resurface Parking Lot	0	55,400	36,600	92,000
		Exterior Moisture Protection	0	78,000	0	78,000
		Drainage Repairs	0	300,000	0	300,000
		Exterior Door Modifications	0	120,000	0	120,000
		Cooling Towers Repairs	0	63,000	0	63,000
		HVAC Alterations-Field House	0	36,000	0	36,000
		Asbestos Survey	0	58,500	0	58,500
		Hazardous Bleacher Repair	0	72,000	0	72,000
		ADA Modifications	0	34,500	0	34,500
		Security Lighting Upgrade	0	216,000	0	216,000
		ADA Signage	0	65,000	0	65,000
		Natural Gas Line Replacement	0	52,250	0	52,250
		Electrical Code Corrections	0	289,600	0	289,600
						$2,415,058
536	Lewis & Clark	Hatheway Hall	$0	$283,000	$850,000	$1,133,000
		New Parking Lots	0	267,000	0	267,000
		Stage Remodeling	0	199,800	0	199,800
		Renovation for Reception Area	0	150,000	0	150,000
		Modify Electrical Main Complex	0	0	72,831	72,831
		Install Fire Alarm	0	0	10,000	10,000
		Modify Ventilation System	0	0	32,515	32,515
		Handicapped Accessibility	0	222,100	1,300,000	1,522,100
		Two Bldgs.-Arts/Cer-Maintenance	0	350,000	0	350,000
		Relocate Chapel	0	2,194,500	0	2,194,500
		Remodel Trimpe Building	0	800,000	2,400,000	3,200,000

Illinois Community College Board
Table V-13
BUDGETED REVENUE FOR COMMUNITY COLLEGE CONSTRUCTION
SINCE JANUARY 1990*

Dist. No.	District/College	Project	Federal	Local	State	Total
536	Lewis & Clark	Classroom/Multi-Purpose Building	0	812,000	2,436,000	3,248,000
	(Continued)	Additional Site Lighting	0	0	33,275	33,275
		Roadway Repairs	0	0	6,528	6,528
						$12,419,549
526	Lincoln Land	Parking Lot Overlay-Phase III		$2,906	$63,889	$66,795
		Roof Replacement	0	1,125,000	0	1,125,000
		Bleacher Repairs	0	74,719	0	74,719
		Child Care Center	0	696,000	0	696,000
		Seal, Caulk, Paint Windows	$0	$0	$76,060	$76,060
						$2,038,574
530	Logan	Construct Softball Field	$0	$18,880	$0	$18,880
		Mining Technology Bldg. Addition	0	163,646	0	163,646
		Asbestos Removal	0	2,556	0	2,556
		Exterior Wall Repairs-Phase IV	0	0	49,529	49,529
		Exterior Repairs	0	0	50,587	50,587
		New Parking Lot	0	487,000	0	487,000
		Exterior Repairs	0	0	50,088	50,088
		Construct Dugouts	0	23,563	0	23,563
		Energy Conservation Measures	0	225,000	0	225,000
		Electrical Code Compliance	0	40,000	0	40,000
		Replace Roof-Phase I	0	683,000	0	683,000
		Accessibility Improvements	0	107,000	0	107,000
		Classroom Addition	0	2,178,833	6,297,300	8,476,133
		HVAC Code Compliance	0	145,000	0	145,000
		New Office Building	0	418,100	0	418,100
		Microbiology Lab	0	105,880	0	105,880
						$11,045,962
528	McHenry	Site Acquisition	$0	$615,848	$0	$615,848
		Resurface Parking Lot	0	9,387	35,613	45,000
		Carpet Replacement	0	6,485	36,015	42,500
		New Classroom Building	0	11,660,000	0	11,660,000
		HVAC Repairs & Replacement	0	1,208,400	0	1,208,400
		Fire Science Training Facility	0	253,800	0	253,800
		Roof Replacement	$0	$696,056	$0	$696,056
						$14,521,604
524	Moraine Valley	Correct Drainage-Phase II	$0	$834,000	$0	$834,000
		Fueling System Work	0	50,000	0	50,000
		Handicapped Ramp & Elevator	0	347,700	0	347,700
		High Technology Center	0	6,983,700	6,983,700	13,967,400
		Storm Water Drainage Work	0	1,121,000	0	1,121,000
		Replace Roofs	0	695,000	0	695,000
		Remodel Faculty/Staff Offices	0	0	127,112	127,112
		Roof Replacement-Bldgs A&B/Central Plnt	0	555,000	0	555,000
		HVAC System Renovation	0	4,249,200	0	4,249,200
		Fire Alarm Replacement	0	391,700	0	391,700
		Remodel Buildings A, B, I	0	0	2,227,500	2,227,500
		Fine Applied Arts/Phase II	0	16,174,100	0	16,174,100
		Walk Replacement	$0	$0	$321,000	$321,000
						$41,060,712
527	Morton	Fire Alarm System	$0	$152,660	$0	$152,660
		Asbestos Abatement 1989	0	1,379,700	0	1,379,700
		Parking Lot Renovation	0	0	48,267	48,267

Illinois Community College Board
Table V-13
BUDGETED REVENUE FOR COMMUNITY COLLEGE CONSTRUCTION
SINCE JANUARY 1990*

Dist. No.	District/College	Project	Federal	Local	State	Total
527	Morton	Renovation/Repair PE Bldg.	0	24,290	50,570	74,860
	(Continued)	HVAC System Replacement	0	1,905,384	0	1,905,384
		Gym Floor Restoration	0	6,644	27,456	34,100
		Exterior Sign Restoration	0	0	68,000	68,000
		Seating Restoration	0	0	35,600	35,600
		Land Acquisition	0	600,000	0	600,000
						$4,298,571
535	Oakton	Joint Facility NWMC & OCC	$0	$878,000	$0	$878,000
		Site Acquisition/Niles East	0	5,000,000	0	5,000,000
		Maintenance Building Addition	0	47,750	0	47,750
		Parking Lot/Roadway Repair	0	44,062	208,438	252,500
		Asbestos Removal/Demolition	0	750,000	0	750,000
		Underground Storage Removal	0	200,000	0	200,000
		Drainage Repairs	0	35,000	0	35,000
						$7,163,250
505	Parkland	West Entrance Road	$0	$250,000	$0	$250,000
		Drainage Improvements	0	0	99,047	99,047
		Hazardous Lighting Replacement	0	555,000	0	555,000
		Lighting Improvements	0	0	99,047	99,047
		Repair Masonry Walls/Guard Rails	0	0	97,941	97,941
		Classroom Addition-Child Care	0	405,000	0	405,000
		Educational Video Center	0	300,000	0	300,000
		Roof Replacement	0	400,000	0	400,000
		Accessible Walks/Entry Rehab	0	111,000	0	111,000
		Lighting Code Corrections	0	200,000	0	200,000
		Safety Lighting Upgrade	0	555,000	0	555,000
		Natural Gas Line Replacement	0	240,000	0	240,000
		Lighting Code Corrections	0	300,000	0	300,000
		Parking/Paving Renovations	0	0	166,070	166,070
						$3,778,105
515	Prairie State	Sidewalk Replacement	$0	$102,842	$0	$102,842
		Renovate Building K	0	381,872	0	381,872
		Emergency Gas Line Repair	0	31,000	0	31,000
		Building Masonry Restoration	0	82,350	67,464	149,814
		Handicapped Elevator	0	108,000	0	108,000
		Theater Alterations	0	92,043	0	92,043
		Drainage Corrections	0	151,200	0	151,200
		Masonry Repairs-Phase II	0	95,000	0	95,000
		Accessible Restrooms	0	81,600	0	81,600
		Exterior Security Lighting	0	222,335	0	222,335
		Renovate Fitness Center	0	208,000	0	208,000
		HVAC Rehab Building	0	231,300	0	231,300
		Construct Parking Lot	0	945,000	0	945,000
		Replace Roofs	0	882,000	0	882,000
		Improve Entrance Accessibility	0	409,200	0	409,200
		HVAC/Electrical Rehab	0	138,000	0	138,000
		Accessible Parking Area	0	27,000	0	27,000
		Emergency Electrical Generator	0	425,100	0	425,100
		Atrium Safety Alterations	0	98,400	0	98,400
						$4,779,706
521	Rend Lake	Addition/Vo Tech Bldg.	$0	$950,000	$0	$950,000
		Vocational Roof Repair	0	77,000	0	77,000
		Addition/Vo Tech Bldg. I	0	250,000	0	250,000

Illinois Community College Board
Table V-13
BUDGETED REVENUE FOR COMMUNITY COLLEGE CONSTRUCTION
SINCE JANUARY 1990*

Dist. No.	District/College	Project	Federal	Local	State	Total
521	Rend Lake	Addition/Vo Tech Bldg. II	0	150,000	0	150,000
	(Continued)	Code Corrections-IT Building	0	207,870	0	207,870
		Remodel Mining Building	0	50,000	0	50,000
		Drainage Alteration & Repair	0	349,912	0	349,912
		Replace Interior Finish	0	0	50,935	50,935
		Roof Repair-Science Building	0	20,633	51,521	72,154
		Roof Repairs	0	127,462	0	127,462
		Structural Repairs	0	95,165	0	95,165
		Plumbing System Repairs	0	438,745	0	438,745
		Fire Safety Alterations	0	87,613	0	87,613
		Ventilation Alterations	0	163,429	0	163,429
		Accessibility Alterations	0	91,138	0	91,138
		Underground Storage Tank A	0	26,445	0	26,445
		Paint Booth Ventilation	0	36,862	0	36,862
		Code Compliance-Theater	0	125,241	0	125,241
		ADA Elevator Repairs	0	38,720	0	38,720
		Cooling Tower Replacement	0	133,403	0	133,403
		Renovate Lecture Rooms	0	0	94,810	94,810
						$3,616,904
537	Richland	Maintenance/Storage Building	$0	$215,139	$645,417	$860,556
		HVAC Modification	0	0	4,405	4,405
		Renovate Mechnical Room	0	0	15,500	15,500
		Renovate Southeast Center	0	0	11,000	11,000
		Construct Greenhouse	0	100,000	0	100,000
		Parking Lot Completion	0	107,000	0	107,000
		Modify Facilities	$0	$0	$30,367	$30,367
						$1,128,828
511	Rock Valley	Handicapped Accessibility	$0	$73,039	$0	$73,039
		Fire Alarm System	0	38,902	0	38,902
		Handicapped Accessibility	0	119,879	0	119,879
		Renovate Bookstore	0	96,800	0	96,800
		Remodel Bldgs A,B,C,F,G	0	89,650	0	89,650
		Asbestos Abatement	0	85,665	0	85,665
		Repair Office	0	42,650	0	42,650
		Accessibility	0	105,728	0	105,728
		Repair/Replace Walks	0	112,100	0	112,100
		Walkway Lighting	0	3,795	0	3,795
		Replace Roof	0	165,200	0	165,200
		Replace Hangar Door	0	35,400	0	35,400
		Parking Lot Lighting	0	214,946	0	214,946
		Remove Underground Tank	0	106,200	0	106,200
		Remodel Buildings B & F	0	249,220	0	249,220
		Renovate Entrance Roadway	0	0	100,197	100,197
		Structural Repair-Wood Bridge	0	81,420	0	81,420
		Accessibility	0	94,400	0	94,400
		Install Emergency Warning System	0	25,020	0	25,020
		Indoor Air Quality Renovations	0	64,900	0	64,900
		Install Accessible Hardware	0	169,920	0	169,920
		Remove Deteriorated Asbestos	0	92,790	0	92,790
		Fire Alarm Renovation	0	29,500	0	29,500
		Remodeling Technology Center	0	133,500	0	133,500
		Lighting Efficiency Renovation	0	213,010	0	213,010
		Accessible Restroom Modifications	0	31,506	0	31,506
		Roof Replacement	0	237,350	0	237,350
		Asbestos Removal	0	51,254	0	51,254

Illinois Community College Board
Table V-13
BUDGETED REVENUE FOR COMMUNITY COLLEGE CONSTRUCTION
SINCE JANUARY 1990*

Dist. No.	District/College	Project	Federal	Local	State	Total
511	Rock Valley	Handicapped Accessibility	0	364,620	0	364,620
	(Continued)	Theater Storage Facility	0	57,947	0	57,947
		Moisture Protection	0	83,780	0	83,780
						$3,370,288
518	Sandburg	Replace Hazardous Walks	$0	$37,580	$0	$37,580
		Replace Roofs and Flashing	0	154,600	0	154,600
		Water Circulation/Heating System	0	56,360	0	56,360
		Energy Conservation/HVAC Repairs	0	388,491	0	388,491
		Roadway/Parking	0	0	112,712	112,712
		Gym Floor Replacement	0	0	27,600	27,600
		ADA Compliance Modifications	0	163,595	0	163,595
		HVAC Repairs	0	217,618	0	217,618
		Security Lighting Rehab	0	67,804	0	67,804
		Cooling Tower Repairs	0	140,000	0	140,000
		Energy Conservation Measures	0	166,540	0	166,540
		Elevator Accessibility Modification	0	108,974	0	108,974
		Bleacher Replacement/Repairs	0	152,686	0	152,686
		ADA Accessibility Improvements	0	181,720	0	181,720
		Branch Campus-Carthage, IL	0	1,208,600	0	1,208,600
		Parking Lot Renovations	0	0	35,150	35,150
						$3,220,030
506	Sauk Valley	Parking Lot Repairs	$0	$19,639	$83,572	$103,211
		Reroof College-Phase II	0	342,000	0	342,000
		Reroof College-Phase III	0	332,000	0	332,000
		Construct Restroom Facility	0	54,898	0	54,898
		Roof Repairs	0	133,300	0	133,300
		Boiler Repairs	0	72,700	0	72,700
		Wastewater Treatment	0	156,000	0	156,000
		Asbestos Study/Management Plan	0	28,000	0	28,000
		Exterior Lighting Safety Rep.	0	417,064	0	417,064
		Asbestos Abatement	0	56,000	0	56,000
		Energy Conservation Measures	0	980,460	0	980,460
		Kitchen Ventilation Modification	0	79,685	0	79,685
		Fire Safety Valves	0	41,030	0	41,030
		Lighting Repairs	0	37,012	0	37,012
		Parking Area/Roadway Sealing	0	0	201,454	201,454
						$3,034,814
531	Shawnee	New Guard & Hand Rails	$0	$47,825	$0	$47,825
		Resurface Parking Lot	0	0	42,691	42,691
		Resurface Parking Lot-Phase II	0	0	17,543	17,543
		Roadway Resurfacing	0	5,330	16,300	21,630
		Campus Drive Improvements	$0	$0	$23,789	$23,789
						$153,478
510	South Suburban	Waterproof/Caulking	$0	$116,142	$0	$116,142
		General Handicapped Access	0	238,096	0	238,096
		Boiler Replacement	0	274,800	0	274,800
		Exterior Security Lighting	0	199,000	0	199,000
		Variable Air Volume System	0	295,450	0	295,450
		HVAC Renovation/Fieldhouse	0	28,980	0	28,980
		Carpet Replacement-Phase I	0	108,000	0	108,000
		Emergency/Lighting Generator	0	333,098	0	333,098
		Carpet Replacement-Phase II	0	175,000	0	175,000
		Construct Maint/Storage Bldg	0	265,493	0	265,493

Illinois Community College Board
Table V-13
BUDGETED REVENUE FOR COMMUNITY COLLEGE CONSTRUCTION
SINCE JANUARY 1990*

Dist. No.	District/College	Project	Federal	Local	State	Total
510	South Suburban (Continued)	Rehabilitate Counseling Area	0	27,500	0	27,500
		Rehabilitate Stair Tread	0	117,020	0	117,020
		Electrically Operated Doors	0	87,106	0	87,106
		Handicapped Elevators	0	231,000	0	231,000
		Security Lighting-Phase II	0	81,300	0	81,300
		HVAC Renovation-Phase I	0	397,200	0	397,200
		HVAC Renovation-Phase II	0	749,200	0	749,200
		Accessibility Improvements/Western	0	58,400	0	58,400
		Replace Exterior Doors	0	67,200	0	67,200
		HVAC Renovation-Phase III	0	594,288	0	594,288
		Roof Renovation-Phase I	0	60,000	0	60,000
		Renovate Field House Ceiling	0	30,960	0	30,960
		Repair Gym Floor	0	0	50,922	50,922
		HVAC Renovation-Phase IV	0	750,000	0	750,000
		Replace Hazardous Walks	0	46,850	0	46,850
		Air Conditioning Alterations	0	120,000	0	120,000
		Accessible Restrooms	0	186,000	0	186,000
		Fire Protection System Renovation	0	25,200	0	25,200
		Carpet Replacement	0	0	64,084	64,084
		Renovate Field House Walk	0	574	32,324	32,898
		Structural Concrete Repairs	0	47,210	0	47,210
		Ceiling Repair	0	0	25,830	25,830
		Install Accessible Restrooms	0	120,000	0	120,000
		Install Entry Vestibule	0	58,860	0	58,860
		Renovate Conference Center	0	0	786,600	786,600
		Repair HVAC System	0	368,000	0	368,000
		Acoustical Improvements	0	0	35,853	35,853
		Western Enrollment Center	0	0	1,504,000	1,504,000
		Carpet Replacement	0	0	30,666	30,666
		Paint Interior-Field House	0	0	30,500	30,500
		Class Acoustical Treatment	0	0	43,481	43,481
		Construct New Roadway	0	128,048	0	128,048
		Science Lab Safety Reconstruction	0	100,000	0	100,000
		Science Lab Code Corrections	0	100,000	0	100,000
		Roof Replacement	0	197,100	0	197,100
		Electrical Panel Replacement	0	26,000	0	26,000
		Water Main Replacement	0	420,000	0	420,000
		Security Lighting	0	60,000	0	60,000
		Storm Water Drainage Replacement	0	348,000	0	348,000
						$10,241,335
533	Southeastern	Construct Parking Lot	$0	$110,000	$0	$110,000
		Bldgs & Grounds Rehabilitation	0	1,212	37,688	38,900
		Construction Deficiencies-Ventilating	0	0	750,000	750,000
		Replace Roof-Technical Building	$0	$67,889	$107,111	$175,000
						$1,073,900
534	Spoon River	Fire System Corrections	$0	$26,000	$0	$26,000
		Replace Roofs/Canton Campus	0	0	703,600	703,600
		Macomb Renovation-Phase III	0	324,000	0	324,000
		Roof Replacement-Centers	0	234,146	0	234,146
		Macomb Renovation	0	181,000	0	181,000
		Install Fire Protection System	0	120,322	0	120,322
		Vo Tech Lighting	0	0	41,455	41,455
		Remodel Macomb Center	0	0	507,500	507,500
		Replace Exhaust System	0	0	79,192	79,192
		Miscellaneous Safety Projects	0	82,539	0	82,539

Illinois Community College Board
Table V-13
BUDGETED REVENUE FOR COMMUNITY COLLEGE CONSTRUCTION
SINCE JANUARY 1990*

Dist. No.	District/College	Project	Federal	Local	State	Total
534	Spoon River	ADA Repairs	0	29,500	0	29,500
	(Continued)	Paint Booth Renovation	0	0	56,500	56,500
						$2,385,754
601	State Community	Carpet Replacement	$0	$0	$29,905	$29,905
		Roofing/Skills Center	0	250,000	0	250,000
		Parking/Site Improvements	0	250,000	0	250,000
		Remodel Library	0	91,400	0	91,400
						$621,305
504	Triton	Parking Lot & Roadways	$0	$222,338	$0	$222,338
		Drainage & Pedestrian Safety	0	464,965	0	464,965
		Palmer Street Building	0	208,333	1,250,000	1,458,333
		Roof Replacement	0	114,325	0	114,325
		Campus Drainage	0	495,708	0	495,708
		Accessibility/Bldgs. J & P	0	55,000	0	55,000
		Security Measures	0	91,000	0	91,000
		Repairs/Health Building	0	43,197	0	43,197
		Bookstore Addition	0	680,000	0	680,000
		Construction Defects	0	0	6,800,000	6,800,000
		Underground Storage Tank Survey	0	25,500	0	25,500
		Code Compliance/Hispanic Center	0	120,761	0	120,761
		Repair Fire Alarm System	0	372,511	0	372,511
		HVAC-4 Buildings	0	283,140	0	283,140
		Water Tower Repairs	0	140,100	0	140,100
		Walkway Replacement	0	227,800	0	227,800
		Chiller Replacement	0	0	75,000	75,000
		HVAC System-3 Buildings	0	1,446,745	0	1,446,745
		Roof Replacement	0	367,660	0	367,660
		Extend Security & Fire Alarm	0	60,000	0	60,000
		Handicapped Elevator	0	222,338	0	222,338
		Safety Measures	0	170,000	0	170,000
		Remove Underground Storage Tank	0	61,607	0	61,607
		Shower Room Accessibility	0	73,500	0	73,500
		Unit Heater Replacement	0	47,500	0	47,500
		Drainage Repairs	0	56,300	0	56,300
		Install Auto Door Operators	0	78,360	0	78,360
		Construction Defects	0	18,389	1,773,206	1,791,595
		Utility Tunnel Repair	0	25,700	0	25,700
		Ventilation Corrections	0	359,800	0	359,800
		West Campus Cable Replacement	0	354,500	0	354,500
		Accessibility Improvements	0	88,600	0	88,600
		Campus Drainage/Phase III	0	464,100	0	464,100
		Exterior Painting-Three Buildings	0	0	56,500	56,500
		College Center Rehab/Phase III	0	0	130,000	130,000
		College Center Renovations	0	0	171,781	171,781
						$17,696,264
516	Waubonsee	Energy Management System	$0	$90,000	$0	$90,000
		Replace Rooftop Units	0	237,705	0	237,705
		Asbestos Removal	0	50,000	0	50,000
		Rekey Existing Locks	0	25,200	0	25,200
		Resurface Parking Lot & Sidewalk	0	0	80,516	80,516
		Resurface Parking Lot	0	2,385	76,955	79,340
		Repair Roofs	0	100,000	0	100,000
		Asbestos Removal/Phase II	0	300,000	0	300,000
		Window Replacement	0	0	21,997	21,997

Illinois Community College Board
Table V-13
BUDGETED REVENUE FOR COMMUNITY COLLEGE CONSTRUCTION
SINCE JANUARY 1990*

Dist. No.	District/College	Project	Federal	Local	State	Total
516	Waubonsee	Window Replacement-Phase II	0	0	71,386	71,386
	(Continued)	Exterior Doors & Windows	0	58,800	0	58,800
		Construct Classroom Building	0	6,200,000	0	6,200,000
		Parking Lot/Roadway Repair	0	0	49,000	49,000
		Reroof Collins Hall	0	224,000	0	224,000
		Roof Inspection/Roofing	0	116,000	0	116,000
		Plumbing System/Sprinkler	0	225,000	0	225,000
		Energy Usage Study-Chiller	0	25,000	0	25,000
		Construction/Lease Facilities	0	10,400,000	0	10,400,000
		Exterior Waterproofing-Dickson	0	50,000	0	50,000
		Reroof Dickson Center	0	230,000	0	230,000
						$18,633,944
539	Wood	Electrical Emergency Lighting	$0	$43,600	$0	$43,600
		Site Preparation	0	59,424	0	59,424
		Site Acquisition	0	118,000	0	118,000
		Bituminous Paving/Drainage	0	0	26,300	26,300
		Accessibility Compliance	0	26,200	0	26,200
		Electric Code Compliance	0	38,600	0	38,600
		HVAC/Electrical Repair	0	73,380	0	73,380
		Accessibility Compliance	0	26,620	0	26,620
		Accessibility Improvements	0	25,000	0	25,000
		Code Compliance	0	75,000	0	75,000
		Emergency Response System	0	69,415	0	69,415
						$581,539
	TOTALS		$77,762	$345,638,447	$74,005,174	$419,721,383

*This table contains only those projects completed since January 1, 1990. Projects completed prior to January 1, 1990, are listed in prior year's Data and Characteristics Book, Table V-12.

SOURCE OF DATA: ICCB Records

Illinois Community College Board
Table V-14
BUDGETED REVENUE FOR PERMANENT COMMUNITY COLLEGE FACILITIES
UNDER CONSTRUCTION OR PLANNED AS OF FEBRUARY 1995

Dist. No.	District/College	Project	Approved Budget Local	State	Projected Budget
522	Belleville	Classroom Expansion-Planning	$582,300	$1,746,900	$2,329,200
		Remodel Vo-Tech Center	752,100	2,256,400	3,008,500
		Aviation Maint. Train. Fac.	265,750		265,750
503	Black Hawk	Direct Service Addition	1,210,000		1,210,000
508	Chicago Dawson	Dawson Skills Rehab		3,500,000	3,500,000
	Chicago Humbolt	Humboldt Park Voc. Center	5,000,000	2,000,000	7,000,000
	Danville	Infrastructure Rehab/Plan.	1,161,500	3,484,500	4,646,000
		Site Utilities/New Building		3,500,000	3,500,000
502	DuPage	Student Resource Ctr - 3rd Fl.		2,180,400	2,180,400
		Site Acquisition/Naperville	449,757		449,757
		Fitness Room Addition	348,000		348,000
		Land/North Regional Site	650,000		650,000
		SRC Addition	16,830,000		16,830,000
509	Elgin	Business/Industry Conf. Ctr.	5,500,000		5,500,000
		New Classroom Building	1,450,500	12,906,700	14,357,200
		Visual/Perf. Arts Phase	23,260,694		23,260,694
512	Harper	Construct Instruc. Bldg.	12,589,800		12,589,800
		Site Acquisition/Northeast	2,000,000		2,000,000
		Instructional Bldg.-Planning		350,000	350,000
514	Illinois Central	Acquire/Ren. World Drug Bldg	6,386,400		6,386,400
		Renovate&Expand Stu. Center	4,277,350		4,277,350
529	Illinois Eastern	Roof Replacements		840,000	840,000
525	Joliet	Business/Tech Center	2,450,291	6,992,509	9,442,800
52	Lake County	Lakeshore Campus Expansion	3,250,000		3,250,000
		Multi-Use Instruc. Bldg.		11,730,400	11,730,400
		Performing Arts Center	9,725,000		9,725,000
517	Lake Land	Center for High Ed & Tech.	751,600	1,348,400	2,100,000
536	Lewis & Clark	Main Complex Renovation	1,000,000	3,000,000	4,000,000
		Allied Health Lab-Science Bld	2,000,000	6,000,000	8,000,000
		Gilman Hall & Music Bldg.	293,800	881,300	1,175,100
526	Lincoln Land	Child Care Center	696,000		696,000
530	Logan	Classroom Planning	136,500	409,400	545,900
		Microbiology Lab	105,880		105,880
528	McHenry	Library/Classroom Addition	152,000	1,324,000	1,476,000
524	Moraine Valley	Remodel Bldgs A,b,l		2,227,500	2,227,500
		Classroom Facility/Planning		500,000	500,000
		Fine Applied Arts Phase II	16,174,100		16,174,100
527	Morton	Land Acquisition	600,000		600,000
		Bldg. B - Classroom Addition		272,000	272,000
535	Oakton	Construct R. Harstein Campus	18,006,000		18,006,000
		Des Plaines Campus Expansion	11,292,900		11,292,900
505	Parkland	Child Care Center		1,496,300	1,496,300
515	Prairie State	LRC Addition/Remodeling	1,466,600	6,397,400	7,864,000
521	Rend Lake	Aquatics/Rehab Center	600,000	1,800,000	2,400,000
		Roof Replacement	125,000	375,000	500,000
537	Richland	Parking Lot Completion	107,000		107,000
511	Rock Valley	Theater Storage Facility	57,947		57,947
518	Sandburg	Branch Campus-Carthage,IL	1,208,600		1,208,600
506	Sauk Valley	Fitness Center	67,000		67,000
533	Southeastern	Humanities/Admin Bldg.	1,583,000	7,257,500	8,840,500
601	State Comm. College	Remodel Library		91,400	91,400
504	Triton	Construction Defects-LRC		3,800,000	3,800,000
		Construction Defects	18,389	1,773,206	1,791,595
516	Waubonsee	Construction/Lease Facilities	10,400,000		10,400,000
		Site Acquisition	800,000		800,000
539	Wood	Science & Tech. Building	354,500	1,795,500	2,150,000
			$166,136,258	$92,236,715	$258,372,973

Illinois Community College Board
Table V-15
CAPITAL PROJECTS UNDER CONSTRUCTION
FUNDING AUTHROIZED BY PROTECTION, HEALTH, & SAFETY LEGISLATION

District	ICCB Project #			Project Name	Approved Budget
Belleville	522	T	472-0592	Energy Conservation	$25,200
		T	473-0592	Fire Protection Renovation	82,040
		T	554-0193	Moisture Protection-Window	28,000
		T	555-0193	Water Piping-Code Corrections	153,400
		T	556-0193	Energy Conservation Measures	668,600
		B	557-0193	Moisture Protection-Roof Replacement	30,000
		B	558-0193	Hazardous Materials Storage	130,000
		B	559-0193	Exterior Lighting Code Corrections	80,000
		T	654-0794	Fire Protection Renovation	85,400
		T	655-0794	Mechanical Renovations	100,800
		T	656-0794	Electrical Renovations	286,440
		T	657-0794	HVAC Retrofit-Phase II	353,360
		T	658-0794	Energy Conservation/Electrical Retrofit	36,960
Black Hawk Quad	503	T	366-1290	Reroof Three Buildings	161,809
		T	477-0692	Elevator Code Modifications	101,765
		T	577-0793	Chemical Storage Alterations	59,290
		T	578-0793	Fire Alarm Update	132,401
		T	579-0793	ADA Modifications	455,620
		T	580-0793	Hazardous Boiler Replacement	61,175
		T	581-0793	HVAC Replacement	34,876
		T	650-0794	Moisture Protection/Plumbing	136,200
		T	651-0794	Sewer & Erosion Repairs	94,100
		T	652-0794	ADA Alterations	330,300
		T	695-1294	Roof Improvement/Bldgs 2&3	257,500
Danville	507	B	394-0591	Energy Conservation	33,272
		B	395-0591	Asbestos/Radon Survey	96,554
		B	396-0591	Fuel Oil Tank Replacement	28,399
		B	398-0591	Mary Miller Code Corrections	222,600
		B	399-0591	Orn. Horticulture Code Corrections	200,600
		B	400-0591	Physical Plant Code Corrections	480,300
		B	401-0591	Conf. Center Code Corrections	273,700
		B	402-0591	Utility Tunnel Replacement	1,566,200
		B	403-0591	Electrical Power Distribution	732,300
		B	404-0591	Domestic Water System Repair	435,000
		B	405-0591	Sanitary Sewer Replacement	206,500
		B	406-0591	Natural Gas Pipe Replacement	36,500
Harper	512	T	490-0692	Water Main Extension	247,925
		T	493-0692	Roof Replacement-Bldg F	235,000
		B	571-0593	Bldg. F - Life Safety	1,500,000
		T	592-1193	Building F Code Corrections	1,405,496
		T	593-1193	Hazardous Bleacher Repair	100,000
		T	672-0994	ADA/Accessibility	159,000
		T	673-0994	Roof Replacement-NE Center	444,000
		T	674-0994	Moisture Protection-NE Ctr	178,000
Highland	519	T	710-0495	Engy Mgmt System Replacement	158,172
		T	711-0495	Moisture Protection Bldg G	108,628
		T	712-0495	ADA Compliance	283,770
		T	519-1092	ADA Compliance	318,666
		T	520-1092	Moisture Protection	75,637
		T	605-1193	ADA Projects	257,620
		T	606-1193	Auto Body Code Corrections	110,480

District	ICCB Project #			Project Name	Approved Budget
Highland	519	T	607-1193	Underground Storage Tank	50,050
(Continued)		B	638-0694	Energy Conservation Program	645,400
		T	687-1194	Laboratory Ventilation	56,975
		T	688-1194	Fire Alarm Improvements	155,768
Illinois Central	514	T	514-1092	Upgrade Underground Storage Tank	243,410
		T	516-1092	ADA Survey/Phase I Corr. Work	186,390
		T	552-1292	Roof Replacement-SW Adams	141,900
		T	565-0393	ADA Elevator Addition	165,460
		T	566-0393	Boiler Room Roof Replacement	76,790
		T	604-1193	Water-Fire Main Relocations	234,698
		T	618-1293	Erosion Control	76,000
		T	619-1293	EMS Upgrade	410,000
		T	620-1293	Roof Replacement-Lawrence	80,000
		T	679-0994	Drainage Control	1,300,000
		T	680-0994	Elevator Repairs	99,200
		T	681-0994	ADA Signage Upgrade	121,800
		T	682-1194	Exterior Lighting Upgrade	120,000
		T	683-1194	Repair of Bridges	97,000
		T	684-1194	Metal Panel Curtain Wall	90,000
		T	685-1194	Roof Replacement/Academic Bldg	214,000
Illinois Eastern	529	B	479-0692	Robinson Commercial Building	481,960
		B	480-0692	Tool & Die Shop Code Modifications	141,546
		B	481-0692	Storm Sewer Waterway Repairs	56,856
		B	483-0692	HVAC Replacement-3 campuses	332,750
		B	484-0692	Underground Storage Tank Removal	150,000
		B	485-0692	Modify Exhaust Hoods	122,000
		B	486-0692	Energy Efficient Lighting	81,040
Illinois Valley	513	T	713-0495	Plumbing Code Compliance	30,250
		T	517-1092	Energy Conservation/Retrofit	257,000
		T	518-1092	Southwest Slope Stabilization	100,000
		T	597-1193	Asbestos Abatement	125,890
		T	598-1193	Sewer Line Hookup	84,000
		T	599-1193	ADA Modifications	150,120
		T	600-1193	Roof Replacement	220,000
		T	601-1193	Security Lighting	158,967
		T	659-0794	Asbestos/Maintenance Bldg.	32,040
		T	660-0794	Asbestos Removal-Water Tanks	120,000
		T	661-0794	Asbestos Removal-Bookstore	200,400
		T	662-0794	Asbestos Removal-Science Fume	40,800
		T	663-0794	Security Lighting-Ph. II	160,316
		T	664-0794	ADA Modifications	180,600
Joliet	525	T	590-0893	ADA Compliance	287,980
		T	675-1094	Exterior Moisture Repairs	521,000
		T	704-0195	Emergency Warning System Upgrade	27,000
Kaskaskia	501	T	528-1292	Lighting Code Corrections	243,500
		T	610-1193	Roof Replacement-Various Bldgs	140,000
		T	702-1294	ADA-Door Operators	39,240
		T	703-1294	Renovation Harry Crisp Ctr.	620,000
Kishwaukee	523	T	633-0594	Water Penetration	279,197
		T	634-0594	ADA Walk & Egress Repairs	65,119
Lake County	532	T	575-0593	ADA Compliance	345,000
		T	224-1188	Fire Protection System	65,000
		T	357-1290	Sidewalk Repairs	67,700
		T	360-1290	Mechanical Unit Repairs	162,000
		B	438-0991	Accessible Entrances	30,900
		T	653-0794	Drainage Repairs	332,000

District	ICCB Project #			Project Name	Approved Budget
Lake Land	517	T	541-1292	Security Lighting Upgrade	216,000
		T	621-1293	Electrical Code Corrections	289,600
		T	622-1293	ADA Signage	65,000
		T	623-1293	Asbestos Encapsulation	354,983
		T	624-1293	Natural Gas Line Replacement	52,250
		T	696-1294	ADA Restrooms	50,000
		T	697-1294	ADA Modifications-Locks-Walks	150,000
		T	698-1294	Reroof Covered Walkways	180,000
		T	699-1294	Exterior Security Lighting	65,000
		T	700-1294	Reroof Fieldhouse	300,000
Lewis & Clark	536	B	499-0992	Main Complex Renovation	1,000,000
		B	591-1093	Main Complex Renov. Phase II	1,000,000
Lincoln Land	526	B	460-1191	Roof Replacement	1,125,000
		B	676-1094	Bleacher Repairs	74,719
Logan	530	B	705-0195	ADA/Environmental Improvements	121,640
Moraine Valley	524	T	232-1188	Emergency Power Work	220,000
		T	233-1188	Reglazing Work	535,000
		T	297-1189	HVAC System Renovation	4,249,200
		T	544-1292	ADA Signage	102,960
		T	546-1292	Fire Alarm Replacement	391,700
		T	644-0794	ADA Restrooms	301,000
		T	645-0794	ADA Elevator	38,500
		T	646-0794	Install Security Camera System	357,000
		T	647-0794	ADA Women's Locker Room	119,000
		T	648-0794	Energy Conservation Window	833,000
		T	649-0794	South Entry Rehabilitation	52,100
Morton	527	T	497-0892	Roofing/Waterproofing Repairs	1,155,824
Oakton	535	T	567-0393	ADA Compliance	306,050
		T	629-0394	Drainage Repairs	35,000
		T	637-0694	Fire Alarm System Upgrade	211,600
Parkland	505	T	602-1193	Lighting Code Corrections	300,000
		T	603-1193	HVAC-Condenser Replacement	725,000
		T	635-0594	Interior Lighting-Phase V	100,000
		T	636-0594	Condenser Replacement-Phase II	965,000
Prairie State	515	T	321-0390	Emergency Electrical Generator	425,100
		T	572-0593	Atrium Safety Alterations	98,400
		T	573-0593	LRC Code Corrections	112,700
		BT	576-0693	Mechanical Systems Replacement	4,948,237
Rend Lake	521	B	427-0991	Bleacher Repairs	130,000
		B	560-0193	Emergency Lighting and Generation	76,684
		B	561-0193	Fire Alarm Repairs	65,450
		B	562-0193	Cooling Tower Replacement	133,403
		B	625-0394	Plumbing System Renovations	450,000
		T	631-0494	Code Compliance-Theater	125,241
		T	632-0494	ADA Elevator Repairs	38,720
		T	686-1194	Boiler Room Controls	37,755
Rock Valley	511	T	408-0991	Handicapped Accessibility	364,620
		T	509-1092	Fire Alarm Installation	53,100
		T	512-1092	Moisture Protection	83,780
		T	583-0893	ADA Walkway Compliance	177,800
		T	584-0893	Exterior Roofing/Sealants	467,200
		T	585-0893	Underground Tank Replacement	76,000
		T	639-0694	Roof Modifications	64,900
		T	640-0694	ADA Modifications	64,900
		T	641-0694	Emergency Phone System	56,640
		T	642-0694	Hazardous Lighting System	44,840

District	ICCB Project #	Project Name	Approved Budget
Rock Valley (Continued)	511 T 643-0694	Hazardous Bleacher Repair	531,000
Sandburg	518 T 594-1193	ACA Accessibility Improvements	181,720
	T 595-1193	Energy Conservation Measures	166,540
	T 596-1193	Security Lighting Rehab	67,804
	T 689-1194	Underground Storage Tank	72,874
	T 690-1194	Energy Conservation	291,620
	T 691-1194	Security Lighting	107,696
	506 T 380-1290	Cooling Tower Repairs	140,000
	T 456-1191	Accessility Improvements	226,926
	T 457-1191	Elevator Accessibility Modification	108,974
	T 458-1191	Bleacher Replacement/Repairs	152,686
	B 488-0692	Underground Storage Tank Remov	244,177
Sauk Valley	T 626-0394	Kitchen Ventilation Modification	79,685
	T 627-0394	Lighting Repairs	37,012
	T 630-0494	Fire Safety Valves	41,030
	T 707-0395	Boiler Repairs	36,600
	T 708-0395	ADA Hardware Replacement	98,300
South Suburban	510 T 353-1190	Install Accessible Hardware	138,000
	T 524-1292	Storm Water Drainage Replacement	348,000
	T 525-1292	Security Lighting	60,000
	T 526-1292	Water Main Replacement	420,000
	T 628-0394	Security System Upgrade	87,393
	T 666-0994	Classroom Lighting Sensors	83,850
	T 667-0994	Repair Fan Rooom Walls	60,000
	T 668-0994	Replace Rooftop Units	159,600
	T 669-0994	Drainage Improvements-Phase II	112,571
	T 678-0994	Chem Lab Safety Alterations	200,000
Spoon River	534 B 568-0393	Underground Storage Tank Removal	65,000
	B 569-0393	ADA Repairs	29,500
Triton	504 T 000-0000	West Campus Cable Replacement	354,500
	T 370-1290	Campus Drainage-Phase III	464,100
	T 374-1290	Ventilation Corrections	359,800
	T 383-1290	Accessibility Improvements	88,600
	T 384-1290	Shower Room Accessibility	73,500
	T 448-1191	Install Auto Door Operators	78,360
	T 505-1092	Underground Storage Tank Removal	61,607
	T 534-1292	Utility Tunnel Repair	25,700
	T 535-1292	Hazardous Walk Replacement	69,700
	T 536-1292	LRC Roof Repairs	244,000
	T 537-1292	Drainage Repairs	56,300
	T 611-1293	Roof Replace-Bookstore & J Building	169,000
	T 612-1293	Security Site Lighting	243,800
	T 613-1293	Chiller Replacement	277,000
	T 614-1293	Unit Heater Replacement	47,500
	T 615-1293	Boiler #1 Refurbishing	58,500
	T 616-1293	Asphalt Sidewalk Replacement	49,000
	T 617-1293	Hazardous Material Storage	65,000
	T 670-0994	Roof Replacement	87,500
	T 671-0994	Replace Technical Building Chiller	370,000
	T 706-0195	Technology Building Roof Replacement	215,000
Waubonsee	516 T 677-1094	Sprinkler/Plumbing Improvement	300,000
	T 356-1190	Repair Water Treatment	100,000
	T 451-1191	Repair Water Treat. Fac. II	275,000
	T 586-0893	Reroof Dickson Center	230,000
	T 587-0893	Exterior Waterproofing-Dickson	50,000

District	ICCB Project #	Project Name	Approved Budget
Waubonsee	516 T 588-0893	Energy Usage Study-Chiller	25,000
(Continued)	T 589-0893	Domestic Water System Improvements	110,000
	T 701-1294	Campus Entry Roadway	150,000
Wood	539 T 532-1292	Emergency Response System	69,415
	T 533-1292	ADA-Accessibility Improvement	30,585
	T 608-1193	Mechanical Repair Work	69,150
	T 609-1193	ADA Alterations	30,850
	T 692-1194	ADA Signage and Access	25,000
	T 693-1194	Erosion Control & Drainage	45,420
	T 694-1194	Fire Prevention Measures	29,580
			$58,281,188

SOURCE OF DATA: ICCB Records

Illinois Community College Board

Table V-16

REPAIR AND RENOVATION PROJECTS APPROVED FOR FISCAL YEAR 1991

	Grant Allocation	Project	Estimated Budget
Belleville	$187,732	Campus Storage Renovation	$258,735
Black Hawk	182,144	Renovate Outreach Center	192,150
Chicago	1,448,064		
Daley		Asbestos Abatement	50,000
Malcolm X		Renovate Locker Rooms	400,000
Olive-Harvey		Renovate Building 5	530,000
Danville	165,306	Seal Coating Parking Areas	10,058
		Repair Gazebo	12,475
		Repair Porches/Bldg. 17	53,270
		Auto Door Openers	6,850
		Install Automatic Door	6,500
		Repair Roof-Bldg. 17	77,086
DuPage	455,076	Renovate Parking Lots 1-5	456,598
		Renovate Park Lots 8 to 12	864,449
Elgin	150,886	Resurface Parking Lot 1	75,544
Harper	299,698	Roof&Ceiling-Building D	145,841
		Repair Parking Lots	144,831
Highland	115,682	Renovation Bldgs. M&R	284,968
Illinois Central	294,874	Parking Lot A Renovation	150,000
		Repair of Dirksen Parking Lot	150,000
Illinois Eastern	198,444	HVAC Replacement	324,450
		Stage Floor Replacement	21,304
		Stage Floor Replacement	19,159
Illinois Valley	126,840	Repair Parking Lot #5	87,942
		Maintenance Room Ventilation	18,800
		Repair Parking Lots	44,620
Joliet	202,066	Bldg. D Roof Replacement	98,222
		Repair Parking Lots	132,108
Kankakee	102,010	Update Fire Alarm System	64,505
		Retube Boilers	39,800
Kaskaskia	102,436		
Kishwaukee	95,140	Repair Bleachers	13,200
		Repair Roof Boiler Room	15,000
		Resurface Tennis Courts	32,000
Lake County	212,422	Access Road & Parking	212,422
		Repave Parking Lot 7	106,211
Lake Land	98,116	Pave South Parking Lot	104,500
Lewis & Clark	124,260	Additional Site Lighting	33,275
		Roadway Repairs	6,528
		Modify Electrical Main Comp.	72,831
		Install Fire Alarm	10,000
		Modify Ventilation System	32,515
Lincoln Land	127,778	Parking Lot Overlay Phase III	66,795
Logan	99,058	Exterior Repairs	50,088
		Exter. Wall Repairs-Phase IV	49,529
McHenry	71,226	Resurfacing Parking Lot	45,000
Moraine Valley	302,362		
Morton	95,456	Exterior Sign Restoration	68,000
		Gym Floor Restoration	34,100

	Grant Allocation	Project	Estimated Budget
Oakton	138,712	Parking Lot and Roadway Repair	252,500
Parkland	195,882	Repair Masonry Walls,Gd Rails	97,941
		Lighting Improvements	99,047
Prairie State	127,346		
Rend Lake	92,782	Replace Interior Finishes	50,395
Richland	61,316	Modify Facilities	30,367
Rock Valley	193,446		
Sandburg	74,066	Roadway/Parking	112,712
Sauk Valley	165,278	Park. Area & Roadway Sealing	201,454
Shawnee	35,086	Resurface Parking Lot	42,691
		Resurface Parking Lot - Phase II	17,543
South Suburban	209,288	Paint Interior Fieldhouse	30,500
		Carpet Replacement	30,666
		Carpet Replacement	64,084
		Classroom Acoustical Treatment	43,481
		Acoustical Improvements	35,853
Southeastern	71,140	Replace Roof Technicl Bldg.	175,000
Spoon River	79,192	Replace Exhaust System	79,192
Triton	339,726	Chiller Replacement	75,000
Waubonsee	142,772	Parking Lot and Roadway Repair	49,000
		Window Replacement, Phase II	71,386
		Window Replacement	21,997
Wood	35,588	Pave Park. Lot & Inst. Drain	9,000
	$7,218,696		$7,262,068

*Includes fiscal year 1992 projects.
SOURCE OF DATA: ICCB Records

Illinois Community College Board
Table V-17
REPAIR AND RENOVATION PROJECTS APPROVED FOR FISCAL YEAR 1993

District	Grant Allocation	Project	Estimated Budget
Belleville	$70,000		
Black Hawk	52,800		
Chicago	542,100		
Danville	64,500	College Center Repairs	$66,500
DuPage	179,800	Ceiling Replacement	263,395
Elgin	59,800		
Harper	112,100	Repair Parking Lots 1 and 12	112,000
Highland	43,200		
Illinois Central	103,800	Parking Lot F Renovation	103,800
Illinois Eastern	74,300		
Wabash Valley		Gym Floor Replacement	88,962
Illinois Valley	47,300	Sidewalk Replacement	47,300
Joliet	75,400		
Kankakee	38,100	Roadway Lighting	58,965
Kaskaskia	38,900	Roofing Replacement	170,228
Kishwaukee	35,900		
Lake County	79,300	Improve Access/Parking Lots	257,900
Lake Land	36,600	Resurface Parking Lot	92,000
Lewis & Clark	57,100		
Lincoln Land	47,700		
Logan	37,000		
McHenry	26,600		
Moraine Valley	113,100	Walk Replacement	321,000
Morton	35,600	Seating Restoration	35,600
Oakton	53,000		
Parkland	73,100	Parking & Paving Renovations	166,070
Prairie State	47,500		
Rend Lake	36,700	Renovate Lecture Rooms	94,810
Richland	25,100		
Rock Valley	71,600		
Sandburg	27,600	Gym Floor Replacement	27,600
Sauk Valley	61,700		
Shawnee	16,300	Roadway Resurfacing	21,630
South Suburban	78,100		
Southeastern	26,500		
State Comm. College	29,500		
Spoon River	19,400	Paint Booth Renovation	56,500
Triton	126,800	Exterior Painting-Three Bldgs	35,000
		Parking Lot Rehab	95,500
		Parking Lot Resurfacing	161,690
		Resurface Parking Lot	126,800
		College Center Rehab/Phase III	130,000
Waubonsee	53,300		
Wood	14,700		
	$2,731,900		$2,533,250

*Includes funding from prior year's capital renewal grant.

SOURCE OF DATA: ICCB Records

Illinois Community College Board
Table V-18
REPAIR AND RENOVATION PROJECTS APPROVED FOR FISCAL YEAR 1994

District	Grant Allocation	Project	Estimated Budget
Belleville	$92,560		
Black Hawk	86,920		
Chicago	784,720		
Danville	82,010	Tech Center/Parking Lots	$70,000
DuPage	224,080	Roadway Repairs	224,080
Elgin	76,010	Repair of Parking Lots	241,675
Harper	142,560	Parking Lot 1 Expansion	142,560
Highland	64,800		
Illinois Central	123,430	Parking Lot Restoration	123,400
Illinois Eastern	98,550		
Illinois Valley	60,200		
Joliet	94,750	Parking Lot Restoration	210,000
Kankakee	51,120	West Campus Renovation	210,000
Kaskaskia	44,400		
Kishwaukee	45,710	Parking Lot Resurfacing	179,835
Lake County	107,820	Parking Lot Restoration	127,900
Lake Land	46,570	Campus Roadway Renovation	63,070
Lewis & Clark	85,420	ADA/Energy Conservation	142,520
Lincoln Land	60,650	HVAC Coil Repairs	30,000
		HVAC Repairs-Logan Hall	65,000
		Menard H all Modernization	154,883
Logan	61,660		
McHenry	51,100		
Moraine Valley	120,420		
Morton	45,310	Main Entrance/Drive Rehab.	59,516
Oakton	68,500	Pavement Renovations	215,500
Parkland	92,970		
Prairie State	60,440		
Rend Lake	47,140		
Richland	39,410		
Rock Valley	91,000		
Sandburg	35,150	Parking Lot Renovations	35,150
Sauk Valley	78,450		
Shawnee	21,280	Campus Drive Improvements	23,789
South Suburban	102,820	Acoustical Treatment-Phase II	78,100
		Additional Acoustical Treatment	102,820
Southeastern	33,730		
State Comm. College	37,590		
Spoon River	24,730	Pavement Renovation	72,000
Triton	161,690		
Waubonsee	80,720	Exterior Lighting Upgrade	161,440
Wood	18,810		
	$3,645,200		$2,733,238

DATA SOURCE: ICCB Records

Illinois Community College Board
Table V-19
REPAIR AND RENOVATION PROJECTS APPROVED FOR FISCAL YEAR 1995

District	Grant Allocation	Project	Budget
Belleville	$92,560		
Black Hawk	86,920		
Chicago	784,720		
Danville	82,010	Roof/Tech Center	$82,010
DuPage	224,080	Lighting/Ceiling Renovations	424,922
Elgin	76,010	Roof Repairs/Paving	127,818
Harper	142,560		
Highland	64,800		
Illinois Central	123,430	Sidewalk Replacement	123,430
Illinois Eastern	98,550	Parking Lot Repairs	171,400
Illinois Valley	60,200	Exhaust Fans/Art Room	19,420
		Sidewalk Replacement Ph II	60,200
Joliet	94,750		
Kankakee	51,120		
Kaskaskia	44,400		
Kishwaukee	45,710		
Lake County	107,820		
Lake Land	46,570		
Lewis & Clark	85,420	Repairs/Hatheway Hall	85,420
Lincoln Land	60,650		
Logan	61,660	Roof Replacement	159,600
McHenry	51,100	Replace Fascia and Boiler	173,850
Moraine Valley	120,420	Skylight Replacement	113,100
Morton	45,310		
Oakton	68,500		
Parkland	92,970	Renovate Vet Tech Facility	97,941
Prairie State	60,440		
Rend Lake	47,140		
Richland	39,410	Exterior Canopies Air Infiltration	171,100
Rock Valley	91,000		
Sandburg	35,150	Road/Dock Resufacing	35,150
Sauk Valley	78,450		
Shawnee	21,280	Campus Parking/Drive Improvements	23,789
South Suburban	102,820	Acoustical Treatments	102,820
Southeastern	33,730		
State Comm. College	37,590		
Spoon River	24,730		
Triton	161,690	Roadway Resurfacing	161,690
Waubonsee	80,720	Exterior Lighting	80,720
Wood	18,810		
	$3,645,200		$2,214,380

SOURCE OF DATA: ICCB Records