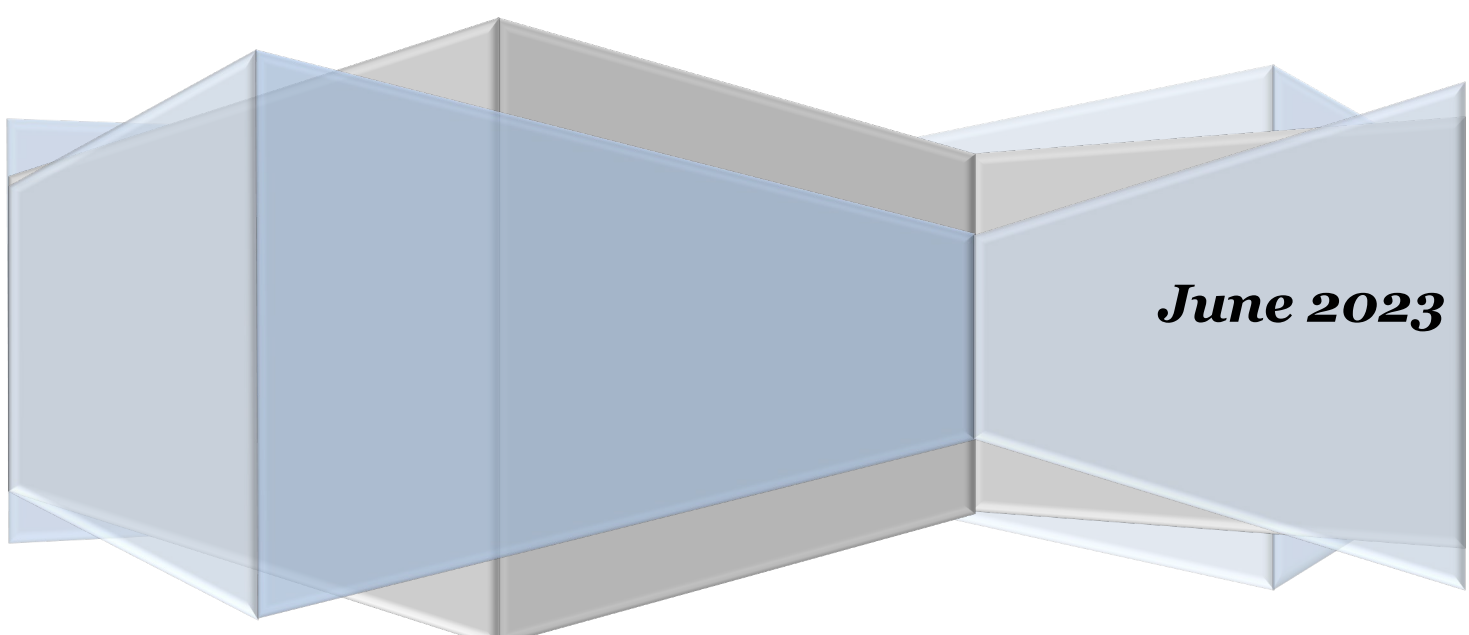




**DISTANCE EDUCATION
IN THE
ILLINOIS COMMUNITY COLLEGE SYSTEM**

FISCAL YEAR 2022



June 2023

Compiled by ICCB

Nathan R. Wilson, Deputy Director for Research and Information Technology

Jay Brooks, Associate Deputy Director for Research and Analytics

Michelle Dufour, Director for Research and Analytics

Cecilia Elhaddad, Data Analyst

Jana Ferguson, Consultant, Data and Research Services

TABLE OF CONTENTS

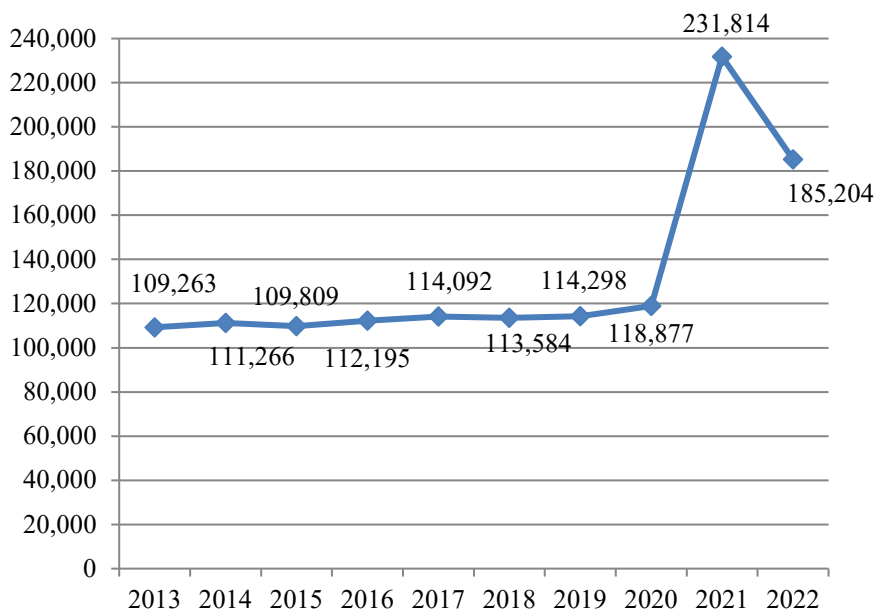
Table of Contents	3
Introduction.....	4
Key Findings	6
Characteristics of Online Students	7
<i>OVERALL HEADCOUNT AND FTE.....</i>	<i>7</i>
<i>OVERALL FTE</i>	<i>7</i>
<i>GENDER, ETHNIC ORIGIN, AND AGE CHARACTERISTICS.....</i>	<i>7</i>
<i>ENROLLMENT BY INSTRUCTIONAL PROGRAM AREA.....</i>	<i>9</i>
<i>INTENT AND DEGREE OBJECTIVE</i>	<i>9</i>
<i>ENROLLMENT BY TERM AND TYPE OF ATTENDANCE.....</i>	<i>10</i>
<i>HIGHEST DEGREE EARNED BY STUDENTS PRIOR TO ATTENDING COMMUNITY COLLEGE.....</i>	<i>10</i>
<i>ACCUMULATED COLLEGE-LEVEL CREDIT HOURS.....</i>	<i>10</i>
<i>GRADE POINT AVERAGE</i>	<i>10</i>
<i>HOURS ATTEMPTED AND EARNED</i>	<i>11</i>
Distance Education Course Count And Course Section Enrollment	12
<i>COURSE COUNT BY INSTRUCTIONAL DELIVERY.....</i>	<i>12</i>
<i>COURSE SECTION ENROLLMENT BY INSTRUCTIONAL DELIVERY.....</i>	<i>12</i>
<i>AVERAGE CLASS SIZE IN INTERNET-BASED AND HYBRID COURSES</i>	<i>12</i>
<i>COURSE SECTION ENROLLMENT IN CAREER AND TECHNICAL EDUCATION</i>	<i>13</i>
Bibliography.....	14
Appendix A.....	15
Appendix B.....	16

INTRODUCTION

Distance education courses include online/Internet-based instructional delivery, interactive instructional TV/distance learning, broadcast television/audio, stored media, correspondence, and hybrid/blended instructional delivery. Online/Internet-based courses are courses in which Internet/World Wide Web serves as the primary (51 percent or more) delivery method for instruction. Interactive instructional TV/distance learning courses include fully interactive video courses provided via two-way video/two-way audio compressed video telecommunication technology and one-way video/two-way audio, which provide for immediate interaction with students. Broadcast television/audio courses are courses broadcasted via one-way audio/video, cable, satellite TV or radio. Stored media courses are courses taught primarily through instructional audiotapes, videotapes, CD-ROM, DVD, or other stored disc/media technology. Correspondence courses are courses provided in print via the mail, fax, etc. Hybrid/blended courses are courses combining traditional and Internet-based delivery of instruction, significantly reducing in-class seat-time.

Even before the COVID-19 pandemic, online/Internet-based courses became an increasingly common method of instructional delivery at community colleges, which offer a convenient and cost-effective way to earn college credits, certificates, and degrees. Due to the pandemic, online/Internet-based courses expanded unprecedentedly in fiscal year 2021. As COVID-19 receded in fiscal year 2022, online enrollment decreased from fiscal year 2021 but was still significantly higher in comparison to the pre-pandemic online enrollment. Illinois community colleges reported a total of 185,204 headcount enrollments in online credit courses during fiscal year 2022. This is a 63.1 percent increase in online enrollments from fiscal year 2018 when there were 113,584 online enrollments and a 69.5 percent increase from fiscal year 2013 when there were 109,263 online enrollments.

Figure 1. Illinois Community College System Online Enrollments, FY 2013-2022



Source of Data: ICCB Centralized Data System—Annual Enrollment and Completion (A1) Data

Nationally, 60.8 percent of undergraduate students were enrolled in one or more distance education courses (excluding hybrid courses) in Fall 2021 (74.7 percent in Fall 2020). The highest undergraduate distance education enrollment rate was at private, for-profit four-year institutions, where about every seven out of eight students (86.7 percent) were enrolled in at least one distance education course, with the majority of these students (81.5 percent) enrolled exclusively in distance education courses. Public, two-year institutions enrolled about two-thirds of students (66.4 percent) in some or all distance education courses with 61.3 percent of these students enrolled exclusively in distance education courses. Out of those students enrolled exclusively in distance education coursework at public, two-year institutions, 94.2 percent of students enrolled in the same state, 4.2 percent of students enrolled in a different state, and 0.6 percent of students enrolled outside of the United States. The location of courses or students was unknown or not reported for the remaining 1.0 percent of students (National Center for Education Statistics, [2022](#) and [2023](#)).

In Illinois, approximately three out of five undergraduate students (59.3 percent) enrolled in one or more distance education coursework (excluding hybrid courses) in Fall 2021. Private, for-profit four-year institutions enrolled more than nine out of ten students (93.2 percent) in at least one distance education course, with the majority of students (86.0 percent) enrolled exclusively in distance education courses. Public, two-year institutions enrolled 58.9 percent of undergraduate students in one or more distance education courses in Fall 2021, with 32.1 percent of students enrolled exclusively in distance education coursework. Out of those students enrolled exclusively in distance education coursework through public, two-year institutions, nearly all (98.0 percent) enrolled students were located in the state of Illinois, and only 1.2 percent enrolled students were located inside the U.S. but outside of the state of Illinois. For the remaining 0.8 percent of students, the location of courses or the location of students was outside the U.S., unknown, or not reported ([National Center for Education Statistics, 2023](#)). When comparing the Illinois percentage of students enrolled in one or more distance education courses in the Fall 2021 snapshot (58.9 percent for Public, two-year institutions) deriving from the National Center for Education Statistics with the percentage of students enrolled during the entire fiscal year 2022 (46.7 percent) from the ICCB Centralized Data System in this report, it is important to note fiscal year 2022 represents Summer 2021, Fall 2021, and Spring 2022 terms. There were more in-person classes in the Spring 2022 term, and thus a lower percentage of students enrolled in one or more distance education courses during all three terms in fiscal year 2022 compared to Fall 2021.

Data for this report derive from the Illinois Community College Board's (ICCB) Centralized Data System and, specifically, the Annual Student Enrollment and Completion (A1) submission (Tables A-1 through A-19) and Course Enrollment and Resources (SU/SR) submission (Tables B-1 through B-5). Information from the A1 submission is used in the report to describe the characteristics of students who enrolled in at least one online course and earned credit for at least one online course in fiscal year 2022. A1 data are required for all students who are officially enrolled in a credit course at an Illinois community college any time during the specified fiscal year. The A1 record also includes information about student completions during the year. The file includes a variety of demographic and academic information about community college students in Illinois. A1 enrollments are unduplicated end-of-year counts. SU/SR data are used to determine enrollment (credit hour) based funding and are combined with additional data collection to study facilities utilization. The SU contains the credit hours associated with courses that are paid with 50 percent or more from unrestricted funds. The SR contains the credit hours associated with

courses that are paid with more than 50 percent from restricted funds. The SU data is used to determine allocations of the credit hour formula driven grant. Both the SU and SR data are used to determine allocations of all other grants that have an allocation based on credit hours. SU/SR enrollments are duplicated counts from midterm.

KEY FINDINGS

- As COVID-19 receded in fiscal year 2022, online enrollment at Illinois community colleges decreased to 185,204 from 231,814 in fiscal year 2021 but was still significantly higher in comparison to the pre-pandemic online enrollment (118,877 in fiscal year 2020).
- Nearly every other student (46.7 percent) enrolled in at least one online course in fiscal year 2022.
- Nearly two-thirds (61.4 percent) of the online enrollments were females.
- Minority students were as likely to pursue online courses as white students. Latino students were the largest minority group enrolled in online credit coursework and accounted for 25.3 percent of online enrollments. African American and Asian students accounted for 11.8 percent and 6.8 percent of online enrollments, respectively.
- The average age of Illinois community college students in online credit courses was 25.9 and the median age was 22.1 during fiscal year 2022. Online enrollments were the most popular with students aged 24 or younger enrolled in Transfer programs (76.8 percent).
- Registered Nursing/Registered Nurse was by far the largest online Career and Technical Education program in fiscal year 2022 with 4,112 online enrollments, and Business Administration and Management was the second largest program with 2,453 online enrollments.
- Illinois community college students that completed at least one online credit course earned on average 85.8 percent of the online credit hours they attempted.
- Nearly nine out of ten students taking at least one online course had grade point averages of 2.01 or higher, which is a “C” average or above (88.8 percent). More than one-half of the students (55.2 percent) achieved grade point averages in the “B” to “A” range (3.01 to 4.00).
- More than one-half of the students (54.8 percent) that completed at least one online credit course in fiscal year 2022 took their courses exclusively online compared to 67.4 percent in fiscal year 2021.
- Distance education courses (including hybrid courses and distance education courses impacted by campus closures due to COVID-19) accounted for 44.6 percent of all courses in fiscal year 2022.

- The five largest Career and Technical Education curricula with over 4,000 duplicated online course section enrollments are Computer Programming/Programmer, General, Medical Office Assistant/Specialist, Child Care Provider/Assistant, Criminal Justice/Police Science, and Computer Systems Networking and Telecommunications.

CHARACTERISTICS OF ONLINE STUDENTS

OVERALL HEADCOUNT AND FTE

OVERALL HEADCOUNT: The Illinois Community College System recorded a total of 185,204 students enrolled in **one or more** online credit courses during fiscal year 2022. **All Illinois community colleges offer online courses.** Annual online credit enrollments decreased 20.1 percent compared to the previous year (N = 231,814) and increased 63.1 percent compared to five years ago (N = 113,584). Out of all credit enrollments in fiscal year 2022 (N = 396,958), 46.7 percent were online credit enrollments. Table A-1 provides online credit headcount enrollment for fiscal years 2018-2022 for each community college. Among Illinois' 48 colleges, 40 colleges reported more than 1,000 online enrollments in the most recent data. College of DuPage (N = 19,995) reported the most online enrollments, followed by College of Lake County (N = 12,512) and Harper College (N = 11,524). Nearly three out of four of all credit enrollments at Harold Washington College (72.2 percent) were online enrollments in fiscal year 2022, followed by Oakton Community College (68.1 percent), and Parkland College (67.4 percent).

Nearly every other student at Illinois community colleges enrolled in at least one online course in fiscal year 2022.

OVERALL FTE: Annual online full-time equivalent (FTE) enrollments totaled 97,157, which was 62.8 percent of the fiscal year 2022 total FTE enrollment (N = 154,608). Table A-2 contains online FTE enrollments by college for fiscal years 2018-2022. FTE calculations convert the substantial part-time enrollment into the number of students there would be if everyone attended on a full-time basis (30 credits are equal to 1 FTE). Twenty-eight colleges reported FTE enrollments greater than 1,000 in the most recent data. College of DuPage also reported the highest online FTE enrollments (N = 9,669), followed by College of Lake County (N = 5,900) and Harper College (N = 5,674). Colleges with the highest percentages of online FTE enrollments included Oakton Community College (80.9 percent), Harold Washington College (80.6 percent), John Wood Community College (80.1 percent), and Parkland College (80.1 percent).

GENDER, ETHNIC ORIGIN, AND AGE CHARACTERISTICS

GENDER: Overall during fiscal year 2022, nearly two-thirds (61.4 percent) of the online enrollments were females (Table A-3). Online enrollments in Transfer programs were the most popular for both genders (Table A-7). Male students taking online courses were slightly more likely to be enrolled in Transfer programs (68.4 percent) than female students (64.3 percent).

ETHNIC ORIGIN: In fiscal year 2022, nearly half (48.7 percent) of those participating in online credit coursework in community colleges were minority (non-white) students (among those whose

ethnicity was known). Latino students were the largest minority group enrolled in online credit coursework during fiscal year 2022 (N = 45,479) and accounted for 25.3 percent of online enrollments among students whose ethnicity was known. African American students accounted for 11.8 percent of online enrollments (Table A-4). Minority students were as likely to pursue online courses as white students in fiscal year 2022. Nearly one in two minority and white credit students whose ethnicity was known (47.2 percent) at Illinois community colleges enrolled in at least one online course in fiscal year 2022. Overall, online minority students (nonwhite including unknown) were least represented in the General Studies Certificate (28.8 percent), Career and Technical Education (46.4 percent), and Transfer (49.1 percent) enrollment areas (Table A-8).

Table 1
**ONLINE, NON-ONLINE, AND OVERALL CREDIT COURSE ENROLLMENT BY
RACE/ETHNICITY FOR FISCAL YEAR 2022**

	Online Student Enrollment	Percent of Online Enrollment*	Non-Online Enrollment	Percent of Non-Online Enrollment*	Overall Enrollment	Percent of Overall Enrollment*
Asian	12,156	6.8%	8,789	4.4%	20,945	5.5%
Native American	405	0.2%	628	0.3%	1,033	0.3%
African American	21,166	11.8%	26,786	13.3%	47,952	12.6%
Latino	45,479	25.3%	55,121	27.4%	100,600	26.4%
White	92,182	51.3%	103,247	51.3%	195,429	51.3%
Nonresident	2,445	1.4%	906	0.5%	3,351	0.9%
Pacific Islander	143	0.1%	187	0.1%	330	0.1%
Two or More Races	5,791	3.2%	5,506	2.7%	11,297	3.0%
All Other/Unknown	5,437	3.0%	10,584	5.3%	16,021	4.2%

*Percent of Known

Source of Data: ICCB Centralized Data System—Annual Enrollment and Completion (A1) Data

STUDENT AGE: In fiscal year 2022, the average age of Illinois community college students in online credit courses was 25.9, while the median age was 22.1 (Table A-5). The median has steadily decreased over the last five years. Traditional-aged students—24 or younger—accounted for two-thirds (66.9 percent) of all online enrollments. Online enrollments were the most popular with students aged 24 or younger enrolled in Transfer programs (76.8 percent) (Table A-9).

Table 2
**ENROLLMENT IN ONLINE CREDIT COURSES BY AGE
FISCAL YEAR 2022**

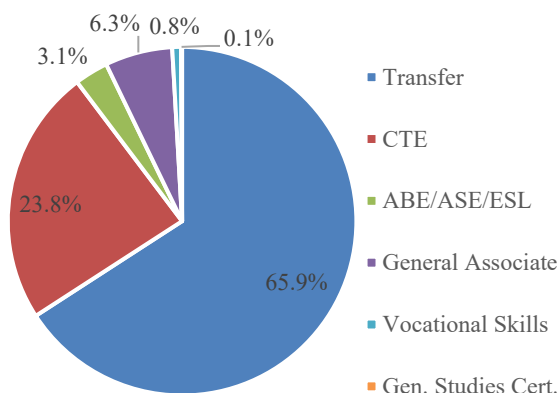
	Number	Percent
Traditional: 24 and younger	123,953	66.9%
Early to Mid-Career: 25 to 39	44,401	24.0%
Established Workers: 40 to 55	13,721	7.4%
Seasoned Workers: Over 55	3,048	1.6%

Source of Data: ICCB Centralized Data System—
Annual Enrollment and Completion (A1) Data

ENROLLMENT BY INSTRUCTIONAL PROGRAM AREA

Transfer was the largest instructional program area for online enrollments in the Illinois Community College System during fiscal year 2022, accounting for two out of three online enrollments (N = 121,978). Career and Technical Education programs accounted for nearly one in four online enrollments (N = 44,170). Six percent of online enrollments were in General Associate Degree courses (N = 11,588), and three percent were in Adult Education and English as a Second Language (N = 5,784). The remaining one percent of online enrollments was in Vocational Skills (N = 1,507) and General Studies Certificates (N = 177) programs (Table A-6a).

**Figure 2. Online Enrollment by Instructional Program Area
Fiscal Year 2022**



Source of Data: ICCB Centralized Data System—Annual Enrollment and Completion (A1) Data

The largest Career and Technical Education curricula with over 1,000 online enrollments in fiscal year 2022 included Registered Nursing/Registered Nurse; Business Administration and Management; Child Care Provider/Assistant; Criminal Justice/Police Science; Computer Systems Networking and Telecommunications; Accounting Technology/Technician and Bookkeeping; Nursing Assistant/Aide and Patient Care Assistant/Aide; and Business, Management, Marketing, and Related Support Services, Other. Registered Nursing/Registered Nurse was by far the largest online Career and Technical Education program in fiscal year 2022 with 4,112 online enrollments, a decrease 32.1 percent (-1,946 students) from fiscal year 2021. Business Administration and Management was the second largest program with 2,453 online enrollments, a decrease of 13.6 percent (-385 students) from fiscal year 2021 (Table A-10).

INTENT AND DEGREE OBJECTIVE

Intent data provide the primary goal that students plan to achieve as a result of their studies. Initial intent data are self-reported by students when they first enroll at Illinois public community colleges. College staff is asked to require each student to update goal information each semester and provide a current intent, as well as to retain students' original entry intent. Every other student that completed at least one online credit course in fiscal year 2022 reported a goal of preparing for transfer to a four-year institution (51.1 percent). One-fourth of the students reported a workforce goal, which includes preparing for a job immediately after community college program completion

(20.8 percent) and improving skills for a current position (5.4 percent). Nine percent of students indicated a goal of personal interest/self-development. Three percent of students reported a goal of High School Equivalency preparation (Table A-11).

Degree objective data are also self-reported and are designed to assist colleges in classifying students by curriculum or course enrollee category. The objective conveys the student's expected outcome from attending the community college. Nearly one-third of students that completed at least one online credit course in fiscal year 2022 indicated that they were enrolling with no intention of pursuing a degree—only to complete one or several courses (30.4 percent). Six out of ten students planned to complete an associate degree (63.0 percent), and 6.6 percent of students planned to complete a certificate (Table A-12).

ENROLLMENT BY TERM AND TYPE OF ATTENDANCE

Students taking online courses during the fall and spring semesters were more likely to attend on a part-time basis (56.0 and 59.4 percent, respectively) than full-time (44.0 and 40.6 percent, respectively). Students enrolled for less than 12 credit hours are considered part-time during the fall and spring semesters. Approximately nine out of ten online students (89.4 percent) attended on a part-time basis during the summer term of fiscal year 2022 (less than nine credit hours) (Table A-13).

HIGHEST DEGREE EARNED BY STUDENTS PRIOR TO ATTENDING COMMUNITY COLLEGE

The prior earned degree data reiterate that community colleges serve diverse populations. About three-fourths of the students that completed at least one online credit course in fiscal year 2022 provided this information (77.6 percent). More than one-half of online students (58.0 percent) entered the community college with a high school diploma/equivalency. Approximately one-fifth of online students earned some type of postsecondary certificate or degree (20.6 percent). Fifteen percent had already earned degrees at or beyond the community college level. Twenty-one percent of the students had previously taken college coursework without completing a certificate or degree (Table A-14).

ACCUMULATED COLLEGE-LEVEL CREDIT HOURS

Of the 177,064 online students for whom data were available in fiscal year 2022 (95.6 percent), 48.7 percent accumulated less than 30 college-level hours (freshman level). Three out of ten (30.1 percent) accumulated between 30 and 59 credit hours (sophomore status), and approximately one-fifth (21.2 percent) earned 60 or more credit hours (Table A-16).

GRADE POINT AVERAGE

Cumulative grade point average (GPA) data were available for 95.5 percent of the online students enrolled in fiscal year 2022. Pre-college coursework does not generate GPA information. Nearly nine out of ten students had grade point averages of 2.01 or higher, which is a “C” average or

above (88.8 percent). More than one-half of the students (55.2 percent) achieved grade point averages in the “B” to “A” range (3.01 to 4.00). One-third (33.6 percent) achieved grade point averages in the “C” to “B” range (2.01 to 3.00) (Table A-17).

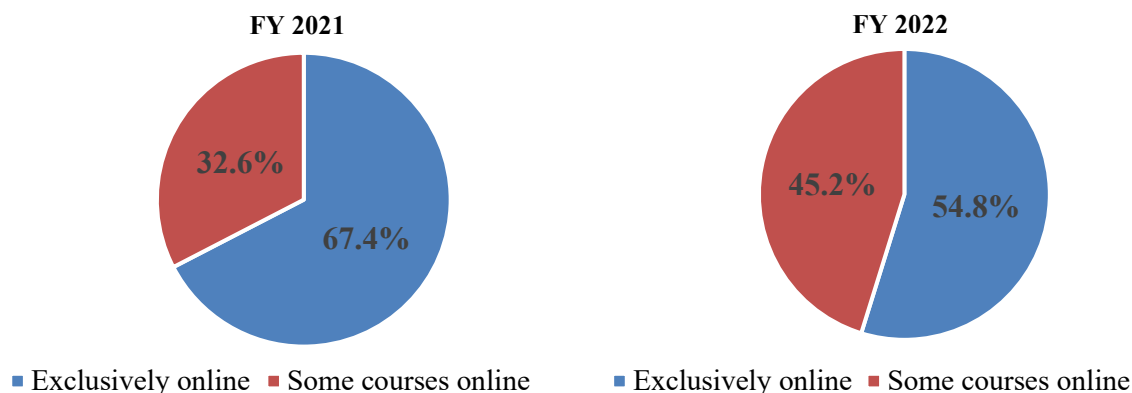
HOURS ATTEMPTED AND EARNED

In fiscal year 2022, Illinois community college students that completed at least one online credit course earned on average 85.8 percent of the online credit hours they attempted (N = 2,500,488/2,914,708). Full-time (85.5 percent) and part-time (86.1 percent) students earned a similar percentage of the hours they attempted (Table A-15).

Table A-18 demonstrates how many Internet hours students earned during fiscal year 2022. Out of 185,204 students that completed at least one online credit course in fiscal year 2022, 27.1 percent of students earned less than four credit hours, 39.9 percent of students earned between four and less than ten credit hours, 17.2 percent of students earned between ten and less than 16 credit hours, 14.7 percent of students earned between 16 and less than 31 credit hours, and 1.1 percent of students earned 31 or more credit hours.

Table A-19 provides the rate of Internet hours compared to overall credit hours. More than one-half of the students (54.8 percent) that completed at least one online credit course in fiscal year 2022 took their courses exclusively online compared to 67.4 percent of students in fiscal year 2021. More than three in four students (77.1 percent) earned 50 percent or more of credit hours through Internet-based courses (including students that took their courses exclusively online), nine percent of students earned up to 25 percent of credit hours through Internet-based courses, and fourteen percent of students earned between 25 percent and 50 percent of credit hours through Internet-based courses.

**Figure 3. Online Students Enrolled Exclusively or Partially in Internet-Based Coursework
Fiscal Year 2021 and 2022**



Source of Data: ICCB Centralized Data System—Annual Enrollment and Completion (A1) Data

DISTANCE EDUCATION COURSE COUNT AND COURSE SECTION ENROLLMENT

COURSE COUNT BY INSTRUCTIONAL DELIVERY

In fiscal year 2022 Illinois community colleges offered a total of 50,692 distance education courses (including hybrid courses and distance education courses impacted by campus closures due to COVID-19), which accounted

In fiscal year 2022, distance education courses accounted for 44.6 percent of all courses.

for 44.6 percent of all courses. Online/internet-based courses, the most common instructional delivery in distance education, accounted for 77.0 of all distance education courses in fiscal year 2022, with hybrid/blended courses accounting for another 21.2 percent, for a total of 98.3 percent of all distance education courses (Table B-1). Distance education courses represented the highest proportion of courses at Harper College (75.6 percent), Harold Washington College (75.0 percent), and Carl Sandburg College (70.4 percent).

COURSE SECTION ENROLLMENT BY INSTRUCTIONAL DELIVERY

All distance education course enrollments (including enrollment in hybrid coursework and distance education enrollment impacted by campus closures due to COVID-19) totaled 742,644 in fiscal year 2022 and accounted for 52.6 percent of all course enrollments. Online/internet-based course enrollments accounted for 83.0 percent of all distance education enrollments in fiscal year 2022, with hybrid/blended enrollments accounting for another 16.3 percent. Combined, online/internet-based and hybrid/blended enrollments represented 99.3 percent of all distance education course enrollments (Table B-2). Harold Washington College had the highest ratio of distance education enrollment to all course enrollments (80.6 percent), followed by Elgin Community College (77.5 percent), and Harper College (76.9 percent).

Distance education course enrollments (including hybrid courses and distance education courses impacted by campus closures due to COVID-19) decreased 27.9 percent compared to fiscal year 2021, as the pandemic receded. Compared to last year, a decrease in enrollment was noted for Internet-based courses (-28.0 percent) and hybrid courses (includes hybrid courses impacted by COVID-19, -6.0 percent). A large increase in enrollment was also noted for the sum of fiscal year 2022 interactive instructional TV/distance learning courses, broadcast TV/audio, courses via stored media, and correspondence (including those enrollments impacted by campus closures due to COVID-19) when compared to the fiscal year 2021 sum of the same instructional delivery types (-88.1 percent) (Table B-3).

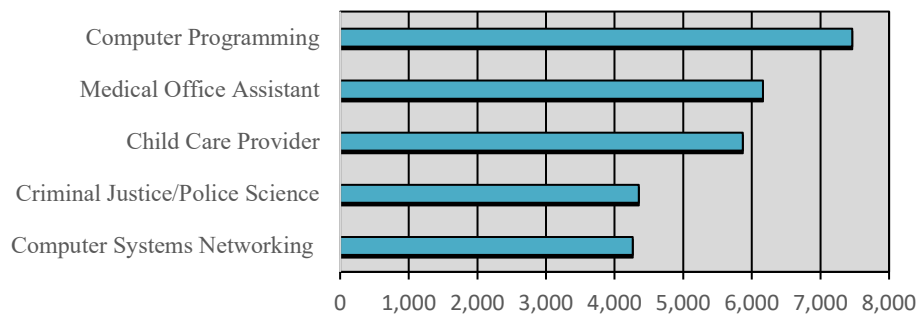
AVERAGE CLASS SIZE IN INTERNET-BASED AND HYBRID COURSES

The average class size in online and hybrid courses in fiscal year 2022 was 14.8 students per course. Rock Valley College had the largest average online and hybrid enrollments per course in fiscal year 2022 at 20.3, while Frontier Community College had the smallest average online and hybrid enrollments per course at 6.7 (Table B-4).

COURSE SECTION ENROLLMENT IN CAREER AND TECHNICAL EDUCATION

Table B-5 provides duplicated online course section enrollment in Career and Technical Education by program in fiscal year 2022. Computer Programming/Programmer, General (CIP 110201; N = 7,464), Medical Office Assistant/Specialist (CIP 510710; N = 6,160), Child Care Provider/Assistant (CIP 190709; N = 5,866), Criminal Justice/Police Science (CIP 430107; N = 4,352), and Computer Systems Networking and Telecommunications (CIP 110901; N = 4,265) are the five largest Career and Technical Education curricula with over 4,000 duplicated online course section enrollments.

**Figure 4. Top Five Online Course Section Enrollments in Career and Technical Education
Fiscal Year 2022**



Source of Data: ICCB Centralized Data System— Course Enrollment and Resources (SU/SR) Data

BIBLIOGRAPHY

- Integrated Postsecondary Education Data System (IPEDS). U.S. Department of Education. Institute of Education Sciences, National Center for Education Statistics. (January 6, 2023). <https://nces.ed.gov/ipeds/Home/UseTheData>
- National Center for Education Statistics. (2022). Table 311.15. Number and percentage of students enrolled in degree-granting postsecondary institutions, by distance education participation, location of student, level of enrollment, and control and level of institution: Fall 2019 and fall 2020. *Digest of Education Statistics*. Washington, DC: U.S. Department of Education. https://nces.ed.gov/programs/digest/d21/tables/dt21_311.15.asp
- National Center for Education Statistics. (2023). Table 311.15. Number and percentage of students enrolled in degree-granting postsecondary institutions, by distance education participation, location of student, level of enrollment, and control and level of institution: Fall 2020 and fall 2021. *Digest of Education Statistics*. Washington, DC: U.S. Department of Education. https://nces.ed.gov/programs/digest/d22/tables/dt22_311.15.asp

APPENDIX A

Unduplicated Enrollment

- A-1 Summary Comparison of Annual Credit Online Headcount Enrollments by College, Fiscal Years 2018-2022
- A-2 Summary Comparison of Annual Online FTE Enrollments by College, Fiscal Years 2018-2022
- A-3 Comparison of Male and Female Annual Online Headcount Enrollments, Fiscal Years 2018-2022
- A-4 Comparison of Annual Online Headcount Enrollments by Ethnic Origin, Fiscal Years 2018-2022
- A-5 Comparison of Annual Online Headcount Enrollments by Age Category, Fiscal Years 2018-2022
- A-6a Comparison of Annual Online Headcount Enrollments in Instructional Program Areas, Fiscal Years 2018-2022
- A-6b Comparison of Annual Online Headcount Enrollments in Instructional Program Areas, Fiscal Years 2018-2022 excluding City Colleges of Chicago
- A-7 Fiscal Year 2022 Online Headcount Enrollments in Instructional Program Areas by Gender
- A-8 Fiscal Year 2022 Online Headcount Enrollments in Instructional Program Areas by Racial/Ethnic Origin
- A-9 Fiscal Year 2022 Online Headcount Enrollments in Instructional Program Areas by Age Group
- A-10 Comparative Summary of Career and Technical Education Curricula Online Enrollments Over 1,000 (Fiscal Years 2021 or 2022)
- A-11 Fiscal Year 2022 Annual Online Headcount Enrollments in Instructional Program Areas by Student Intent
- A-12 Fiscal Year 2022 Annual Online Headcount Enrollments in Instructional Program Areas by Degree Objective
- A-13 Fiscal Year 2022 Duplicated Online Headcount Enrollments by Term and Type of Attendance
- A-14 Fiscal Year 2022 Online Headcount Enrollments (Excluding Adult Education) by Highest Degree Earned Prior to Enrollment
- A-15 Fiscal Year 2022 Online Hours Attempted vs. Online Hours Earned by Term and Enrollment Status
- A-16 Fiscal Year 2022 Online Headcount Enrollments by College-Level Hours Accumulated
- A-17 Fiscal Year 2022 Online Headcount Enrollments by College-Level Cumulative GPA
- A-18 Fiscal Year 2022 Online Headcount Enrollments by Internet Credit Hours Earned Ranges
- A-19 Fiscal Year 2022 Online Headcount Enrollments by Rate of Internet Credit Hours Compared to Overall Credit Hours

APPENDIX B

Duplicated Course Count and Course Section Enrollment

B-1 Instructional Delivery Course Count by College, Fiscal Year 2022

B-2 Instructional Delivery in Course Section Enrollment by College, Fiscal Year 2022

B-3 Comparison of Course Section Enrollment by Instructional Delivery, Fiscal Years 2021 and 2022

B-4 Average Class Size in Internet-Based and Hybrid Courses by College, Fiscal Year 2022

B-5 Annual Duplicated Online Course Section Enrollment in Career and Technical Education by Instructional Program by College, Fiscal Year 2022



Illinois Community College Board
Table A-1
SUMMARY COMPARISON OF ANNUAL CREDIT ONLINE HEADCOUNT ENROLLMENTS
BY COLLEGE, FISCAL YEARS 2018-2022

Dist. No.	District/College	FY 2018 Headcount	FY 2019 Headcount	FY 2020 Headcount	FY 2021 Headcount	FY 2022 Headcount	% Change 2018-2022	% Change 2021-2022
503	Black Hawk	2,426	2,425	2,409	3,387	2,712	11.8 %	-19.9 %
518	Carl Sandburg	1,043	1,178	1,257	1,391	1,450	39.0	4.2
508	City Colleges of Chicago	(7,208)	(7,596)	(8,607)	(45,298)	(26,114)	(262.3)	(-42.4)
	Harold Washington	2,098	2,222	2,417	8,236	5,951	183.7	-27.7
	Harry S Truman	967	977	1,096	6,783	3,043	214.7	-55.1
	Kennedy-King	340	356	381	2,299	1,310	285.3	-43.0
	Malcolm X	1,080	1,258	1,549	8,725	6,267	480.3	-28.2
	Olive-Harvey	399	394	461	2,508	1,357	240.1	-45.9
	Richard J. Daley	631	709	763	6,326	2,558	305.4	-59.6
	Wilbur Wright	1,693	1,680	1,940	10,421	5,628	232.4	-46.0
502	College of DuPage	12,215	12,014	12,424	21,732	19,995	63.7	-8.0
532	College of Lake County	5,846	5,736	5,965	7,994	12,512	114.0	56.5
507	Danville Area	1,536	1,490	1,435	1,744	1,174	-23.6	-32.7
509	Elgin	3,063	3,094	4,081	9,396	7,836	155.8	-16.6
512	Harper	4,789	5,066	5,601	14,517	11,524	140.6	-20.6
540	Heartland	2,395	2,494	2,785	4,176	3,507	46.4	-16.0
519	Highland	792	770	741	1,051	927	17.0	-11.8
514	Illinois Central	4,135	4,048	4,052	6,669	6,037	46.0	-9.5
529	Illinois Eastern	(1,805)	(2,000)	(1,703)	(1,880)	(1,613)	(-10.6)	(-14.2)
	Frontier	184	284	265	328	245	33.2	-25.3
	Lincoln Trail	449	501	475	531	346	-22.9	-34.8
	Olney Central	754	778	601	610	586	-22.3	-3.9
	Wabash Valley	418	437	362	411	436	4.3	6.1
513	Illinois Valley	1,058	971	1,063	2,638	1,581	49.4	-40.1
530	John A. Logan	2,091	2,121	1,968	2,278	1,898	-9.2	-16.7
539	John Wood	1,607	1,670	1,643	1,945	1,672	4.0	-14.0
525	Joliet Junior	5,896	6,102	6,363	8,669	8,952	51.8	3.3
520	Kankakee	1,181	1,152	1,850	2,199	1,218	3.1	-44.6
501	Kaskaskia	2,010	2,216	1,851	2,100	1,963	-2.3	-6.5
523	Kishwaukee	1,800	1,766	1,841	3,068	2,050	13.9	-33.2
517	Lake Land	3,034	2,937	3,010	3,771	2,681	-11.6	-28.9
536	Lewis and Clark	1,473	1,194	1,361	3,027	1,884	27.9	-37.8
526	Lincoln Land	3,452	3,480	3,437	5,499	4,208	21.9	-23.5
528	McHenry County	3,072	3,056	3,208	5,108	4,576	49.0	-10.4
524	Moraine Valley	4,731	4,916	5,135	10,526	8,575	81.3	-18.5
527	Morton	820	805	830	4,419	1,335	62.8	-69.8
535	Oakton	5,336	5,540	5,389	12,115	9,406	76.3	-22.4
505	Parkland	5,428	5,158	4,859	7,079	5,754	6.0	-18.7
515	Prairie State	1,516	1,500	1,567	3,151	2,342	54.5	-25.7
521	Rend Lake	903	905	966	1,749	1,216	34.7	-30.5
537	Richland	1,450	1,420	1,619	1,917	1,552	7.0	-19.0
511	Rock Valley	2,229	2,519	2,675	4,073	5,211	133.8	27.9
506	Sauk Valley	1,082	1,107	1,136	1,392	1,053	-2.7	-24.4
531	Shawnee	674	575	628	803	694	3.0	-13.6
510	South Suburban	1,192	1,181	1,345	1,457	1,431	20.1	-1.8
533	Southeastern Illinois	1,078	1,127	1,052	1,000	848	-21.3	-15.2
522	Southwestern Illinois	3,625	3,547	3,725	5,819	4,511	24.4	-22.5
534	Spoon River	1,176	1,242	1,147	1,097	966	-17.9	-11.9
504	Triton	3,371	3,207	3,211	7,810	5,634	67.1	-27.9
516	Waubonsee	<u>5,046</u>	<u>4,973</u>	<u>4,938</u>	<u>7,870</u>	<u>6,592</u>	<u>30.6 %</u>	<u>-16.2 %</u>
TOTALS		113,584	114,298	118,877	231,814	185,204	63.1 %	-20.1 %

SOURCE OF DATA: ICCB Centralized Data System--Annual Enrollment (A1) Data



Illinois Community College Board
Table A-2
SUMMARY COMPARISON OF ANNUAL ONLINE FTE* ENROLLMENTS
BY COLLEGE, FISCAL YEARS 2018-2022

Dist. No.	District/College	FY 2018 FTE	FY 2019 FTE	FY 2020 FTE	FY 2021 FTE	FY 2022 FTE	% Change 2018-2022	% Change 2021-2022
503	Black Hawk	1,440	1,443	1,402	1,830	1,493	3.7 %	-18.4 %
518	Carl Sandburg	630	708	771	912	827	31.3	-9.4
508	City Colleges of Chicago	(3,892)	(4,002)	(4,560)	(23,154)	(13,189)	(238.9)	(-43.0)
	Harold Washington	1,097	1,163	1,242	3,963	2,952	169.0	-25.5
	Harry S Truman	541	508	549	3,393	1,485	174.8	-56.2
	Kennedy-King	195	200	215	1,215	666	240.5	-45.2
	Malcolm X	623	727	889	4,670	3,163	407.7	-32.3
	Olive-Harvey	195	202	234	1,212	632	223.7	-47.9
	Richard J. Daley	332	336	374	3,095	1,291	288.5	-58.3
	Wilbur Wright	908	866	1,058	5,608	3,000	230.4	-46.5
502	College of DuPage	5,667	5,576	5,849	10,425	9,669	70.6	-7.3
532	College of Lake County	2,579	2,594	2,732	3,956	5,900	128.8	49.2
507	Danville Area	989	941	907	1,016	699	-29.3	-31.2
509	Elgin	1,676	1,680	2,403	4,824	4,109	145.2	-14.8
512	Harper	2,371	2,518	2,798	7,015	5,674	139.3	-19.1
540	Heartland	1,259	1,296	1,400	2,179	1,908	51.6	-12.5
519	Highland	549	537	510	699	634	15.4	-9.3
514	Illinois Central	2,128	2,155	2,149	3,455	3,050	43.3	-11.7
529	Illinois Eastern	(1,320)	(1,471)	(1,235)	(1,364)	(1,102)	(-16.5)	(-19.2)
	Frontier	113	158	167	196	129	14.4	-34.0
	Lincoln Trail	322	381	336	403	241	-25.3	-40.3
	Olney Central	552	580	453	455	443	-19.7	-2.6
	Wabash Valley	333	351	278	310	289	-13.2	-7.0
513	Illinois Valley	588	579	680	1,414	920	56.5	-34.9
530	John A. Logan	1,243	1,277	1,184	1,358	1,134	-8.8	-16.5
539	John Wood	939	945	979	1,103	965	2.8	-12.5
525	Joliet Junior	3,238	3,305	3,454	4,963	4,908	51.6	-1.1
520	Kankakee	635	630	955	1,183	697	9.7	-41.1
501	Kaskaskia	1,229	1,338	1,173	1,319	1,220	-0.7	-7.5
523	Kishwaukee	1,062	1,078	1,088	1,463	1,144	7.7	-21.8
517	Lake Land	2,038	1,994	2,046	2,416	1,822	-10.6	-24.6
536	Lewis and Clark	804	646	794	1,741	1,142	42.0	-34.4
526	Lincoln Land	1,798	1,865	1,911	2,845	2,227	23.9	-21.7
528	McHenry County	1,607	1,643	1,727	2,826	2,543	58.3	-10.0
524	Moraine Valley	2,742	2,902	3,085	5,739	4,671	70.3	-18.6
527	Morton	477	471	454	2,028	805	68.8	-60.3
535	Oakton	2,186	2,270	2,206	4,694	3,994	82.7	-14.9
505	Parkland	2,633	2,589	2,533	3,421	2,907	10.4	-15.0
515	Prairie State	820	821	893	1,600	1,222	48.9	-23.6
521	Rend Lake	648	654	713	1,149	898	38.7	-21.8
537	Richland	835	840	914	1,058	864	3.5	-18.4
511	Rock Valley	1,319	1,487	1,600	2,758	2,943	123.1	6.7
506	Sauk Valley	669	672	736	835	637	-4.8	-23.8
531	Shawnee	460	480	459	589	492	6.9	-16.5
510	South Suburban	663	659	690	775	826	24.4	6.5
533	Southeastern Illinois	647	673	655	607	529	-18.2	-12.8
522	Southwestern Illinois	2,067	2,037	2,185	3,313	2,687	30.0	-18.9
534	Spoon River	677	691	681	633	585	-13.7	-7.6
504	Triton	1,714	1,675	1,727	3,993	2,785	62.5	-30.3
516	Waubensee	<u>2,327</u>	<u>2,309</u>	<u>2,310</u>	<u>3,800</u>	<u>3,338</u>	<u>43.5 %</u>	<u>-12.2 %</u>
TOTALS		60,562	61,451	64,549	120,451	97,157	60.4 %	-19.3 %

*Full-time equivalent enrollments are based on all credit hours attempted (including nonreimbursable credit hours).
SOURCE OF DATA: ICCB Centralized Data System--Annual Enrollment (A1) Data



Illinois Community College Board
Table A-3
COMPARISON OF MALE AND FEMALE ANNUAL ONLINE HEADCOUNT
ENROLLMENTS, FISCAL YEARS 2018-2022

	2018		2019		2020		2021		2022	
Male	41,301	36.4%	41,377	36.2%	43,025	36.2%	88,128	38.0%	71,412	38.6%
<i>Percent Change</i>	0.1%		0.2%		4.0%		104.8%		-19.0%	
Female	72,283	63.6%	72,921	63.8%	75,852	63.8%	143,686	62.0%	113,792	61.4%
<i>Percent Change</i>	-0.7%		0.9%		4.0%		89.4%		-20.8%	
Total	113,584	100.0%	114,298	100.0%	118,877	100.0%	231,814	100.0%	185,204	100.0%
<i>Percent Change</i>	-0.4%		0.6%		4.0%		95.0%		-20.1%	

SOURCE OF DATA: ICCB Centralized Data System--Annual Enrollment (A1) Data



Illinois Community College Board
Table A-4
COMPARISON OF ANNUAL ONLINE HEADCOUNT ENROLLMENTS BY ETHNIC ORIGIN*
FISCAL YEARS 2018-2022

	2018		2019		2020		2021		2022	
Asian	5,876	5.3%	6,161	5.5%	6,441	5.6%	14,144	6.3%	12,156	6.8%
<i>Percent Change</i>	0.3%		4.9%		4.5%		119.6%		-14.1%	
Native American/Alaskan	244	0.2%	238	0.2%	206	0.2%	513	0.2%	405	0.2%
<i>Percent Change</i>	-4.7%		-2.5%		-13.4%		149.0%		-21.1%	
African American	10,692	9.7%	10,761	9.7%	11,485	9.9%	27,123	12.0%	21,166	11.8%
<i>Percent Change</i>	-3.6%		0.6%		6.7%		136.2%		-22.0%	
Latino	16,647	15.1%	18,193	16.3%	20,827	18.0%	60,097	26.7%	45,479	25.3%
<i>Percent Change</i>	3.8%		9.3%		14.5%		188.6%		-24.3%	
White	72,500	65.7%	71,175	63.9%	71,832	62.0%	113,493	50.4%	92,182	51.3%
<i>Percent Change</i>	-1.5%		-1.8%		0.9%		58.0%		-18.8%	
Nonresident	1,356	1.2%	1,408	1.3%	1,332	1.1%	2,578	1.1%	2,445	1.4%
<i>Percent Change</i>	27.8%		3.8%		-5.4%		93.5%		-5.2%	
Pacific Islander/Native Hawaiian	99	0.1%	100	0.1%	89	0.1%	188	0.1%	143	0.1%
<i>Percent Change</i>	-7.5%		1.0%		-11.0%		111.2%		-23.9%	
Two or More Races	2,998	2.7%	3,270	2.9%	3,640	3.1%	6,962	3.1%	5,791	3.2%
<i>Percent Change</i>	6.4%		9.1%		11.3%		91.3%		-16.8%	
Total Known	110,412	100.0%	111,306	100.0%	115,852	100.0%	225,098	100.0%	179,767	100.0%
All Other Unknown	3,172	2.9%	2,992	2.7%	3,025	2.6%	6,716	3.0%	5,437	3.0%
TOTALS	113,584		114,298		118,877		231,814		185,204	

*Race/ethnicity classifications align with U.S. Department of Education collection and reporting standards.

SOURCE OF DATA: ICCB Centralized Data System--Annual Enrollment (A1) Data



Illinois Community College Board
Table A-5
COMPARISON OF ANNUAL ONLINE HEADCOUNT ENROLLMENTS
BY AGE CATEGORY, FISCAL YEARS 2018-2022

	2018		2019		2020		2021		2022	
16 and Under	314	0.3%	384	0.3%	509	0.4%	1,602	0.7%	1,012	0.5%
<i>Percent Change</i>	-5.4%		22.3%		32.6%		214.7%		-36.8%	
17-20	34,756	30.6%	36,712	32.1%	40,287	33.9%	85,308	36.8%	68,317	36.9%
<i>Percent Change</i>	1.6%		5.6%		9.7%		111.8%		-19.9%	
21-24	37,592	33.1%	37,376	32.7%	38,193	32.1%	64,365	27.8%	54,624	29.5%
<i>Percent Change</i>	1.3%		-0.6%		2.2%		68.5%		-15.1%	
25-30	18,482	16.3%	18,026	15.8%	17,859	15.0%	33,337	14.4%	25,435	13.7%
<i>Percent Change</i>	-0.5%		-2.5%		-0.9%		86.7%		-23.7%	
31-39	12,393	10.9%	12,091	10.6%	12,170	10.2%	24,295	10.5%	18,966	10.2%
<i>Percent Change</i>	-5.7%		-2.4%		0.7%		99.6%		-21.9%	
40-55	8,572	7.5%	8,273	7.2%	8,300	7.0%	17,963	7.8%	13,721	7.4%
<i>Percent Change</i>	-6.2%		-3.5%		0.3%		116.4%		-23.6%	
Over 55	1,462	1.3%	1,420	1.2%	1,528	1.3%	4,821	2.1%	3,048	1.6%
<i>Percent Change</i>	-7.6%		-2.9%		7.6%		215.5%		-36.8%	
TOTAL REPORTED	113,571	100.0%	114,282	100.0%	118,846	100.0%	231,691	100.0%	185,123	100.0%
Unreported Age	13		16		31		123		81	
TOTALS	113,584		114,298		118,877		231,814		185,204	
Mean Age	26.2		26.0		25.8		26.2		25.9	
Median Age	22.6		22.4		22.3		22.2		22.1	

SOURCE OF DATA: ICCB Centralized Data System--Annual Enrollment (A1) Data

Illinois Community College Board

Table A-6a

COMPARISON OF ANNUAL ONLINE HEADCOUNT ENROLLMENTS IN INSTRUCTIONAL PROGRAM AREAS
FISCAL YEARS 2018-2022



	2018		2019		2020		2021		2022	
General Associate	6,783	6.0%	6,850	6.0%	7,130	6.0%	15,241	6.6%	11,588	6.3%
<i>Percent Change</i>	-1.2%		1.0%		4.1%		113.8%		-24.0%	
Transfer	74,525	65.6%	75,316	65.9%	79,344	66.7%	145,832	62.9%	121,978	65.9%
<i>Percent Change</i>	1.5%		1.1%		5.3%		83.8%		-16.4%	
Career & Technical Ed.	30,840	27.2%	30,701	26.9%	30,825	25.9%	52,533	22.7%	44,170	23.8%
<i>Percent Change</i>	-3.6%		-0.5%		0.4%		70.4%		-15.9%	
Vocational Skills	663	0.6%	787	0.7%	942	0.8%	2,496	1.1%	1,507	0.8%
<i>Percent Change</i>	-25.8%		18.7%		19.7%		165.0%		-39.6%	
ABE/ASE/ESL	587	0.5%	494	0.4%	476	0.4%	15,506	6.7%	5,784	3.1%
<i>Percent Change</i>	-21.0%		-15.8%		-3.6%		3157.6%		-62.7%	
General Studies Cert.	186	0.2%	150	0.1%	160	0.1%	206	0.1%	177	0.1%
<i>Percent Change</i>	22.4%		-19.4%		6.7%		28.8%		-14.1%	
TOTALS	113,584	100.0%	114,298	100.0%	118,877	100.0%	231,814	100.0%	185,204	100.0%

SOURCE OF DATA: ICCB Centralized Data System--Annual Enrollment (A1) Data

Illinois Community College Board

Table A-6b

COMPARISON OF ANNUAL ONLINE HEADCOUNT ENROLLMENTS IN INSTRUCTIONAL PROGRAM AREAS

FISCAL YEARS 2018-2022

EXCLUDING CITY COLLEGES OF CHICAGO



	2018		2019		2020		2021		2022	
General Associate	5,615	5.3%	5,702	5.3%	5,723	5.2%	9,019	4.8%	6,818	4.3%
<i>Percent Change</i>	-3.4%		1.5%		0.4%		57.6%		-24.4%	
Transfer	69,200	65.1%	69,567	65.2%	72,900	66.1%	120,713	64.7%	103,636	65.1%
<i>Percent Change</i>	1.1%		0.5%		4.8%		65.6%		-14.1%	
Career & Technical Ed.	30,387	28.6%	30,216	28.3%	30,311	27.5%	49,156	26.4%	41,351	26.0%
<i>Percent Change</i>	-3.7%		-0.6%		0.3%		62.2%		-15.9%	
Vocational Skills	663	0.6%	787	0.7%	942	0.9%	2,496	1.3%	1,507	0.9%
<i>Percent Change</i>	-25.8%		18.7%		19.7%		165.0%		-39.6%	
ABE/ASE/ESL	325	0.3%	280	0.3%	234	0.2%	4,926	2.6%	5,601	3.5%
<i>Percent Change</i>	-28.9%		-13.8%		-16.4%		2005.1%		13.7%	
General Studies Cert.	186	0.2%	150	0.1%	160	0.1%	206	0.1%	177	0.1%
<i>Percent Change</i>	22.4%		-19.4%		6.7%		28.8%		-14.1%	
TOTALS	106,376	100.0%	106,702	100.0%	110,270	100.0%	186,516	100.0%	159,090	100.0%

SOURCE OF DATA: ICCB Centralized Data System--Annual Enrollment (A1) Data

Illinois Community College Board

Table A-7

FISCAL YEAR 2022 ONLINE HEADCOUNT ENROLLMENTS IN INSTRUCTIONAL PROGRAM AREAS
BY GENDER



	Male		Female		Total	
General Associate (1.0)	2,879 4.0%	24.8%	8,709 7.7%	75.2%	11,588 6.3%	100.0%
Transfer (1.1)	48,820 68.4%	40.0%	73,158 64.3%	60.0%	121,978 65.9%	100.0%
Career & Technical Ed. (1.2)	17,910 25.1%	40.5%	26,260 23.1%	59.5%	44,170 23.8%	100.0%
Vocational Skills (1.6)	455 0.6%	30.2%	1,052 0.9%	69.8%	1,507 0.8%	100.0%
ABE/ASE (1.7/1.8)	652 0.9%	26.6%	1,798 1.6%	73.4%	2,450 1.3%	100.0%
ESL (1.9)	643 0.9%	19.3%	2,691 2.4%	80.7%	3,334 1.8%	100.0%
General Studies Cert. (1.5)	53 0.1%	29.9%	124 0.1%	70.1%	177 0.1%	100.0%
TOTALS	71,412 100.0%	38.6%	113,792 100.0%	61.4%	185,204 100.0%	100.0%

SOURCE OF DATA: ICCB Centralized Data System--Annual Enrollment (A1) Data



Illinois Community College Board
Table A-8
FISCAL YEAR 2022 ONLINE HEADCOUNT ENROLLMENTS IN INSTRUCTIONAL PROGRAM AREAS
BY RACIAL/ETHNIC ORIGIN*

	Asian		Native American		African American		Latino		White		Nonresident		Pacific Islander		Two or More Races		Unknown		Total	
General Associate (1.0)	419 3.4%	3.6%	26 6.4%	0.2%	2,499 11.8%	21.6%	3,367 7.4%	29.1%	4,511 4.9%	38.9%	126 5.2%	1.1%	12 8.4%	0.1%	378 6.5%	3.3%	250 4.6%	2.2%	11,588 6.3%	100.0%
Transfer (1.1)	8,366 68.8%	6.9%	261 64.4%	0.2%	13,049 61.7%	10.7%	29,270 64.4%	24.0%	62,113 67.4%	50.9%	1,415 57.9%	1.2%	77 53.8%	0.1%	4,039 69.7%	3.3%	3,388 62.3%	2.8%	121,978 65.9%	100.0%
Career & Technical Ed. (1.2)	2,598 21.4%	5.9%	110 27.2%	0.2%	4,901 23.2%	11.1%	9,971 21.9%	22.6%	23,656 25.7%	53.6%	401 16.4%	0.9%	45 31.5%	0.1%	1,302 22.5%	2.9%	1,186 21.8%	2.7%	44,170 23.8%	100.0%
Vocational Skills (1.6)	56 0.5%	3.7%	1 0.2%	0.1%	125 0.6%	8.3%	272 0.6%	18.0%	633 0.7%	42.0%	17 0.7%	1.1%	4 2.8%	0.3%	13 0.2%	0.9%	386 7.1%	25.6%	1,507 0.8%	100.0%
ABE/ASE (1.7/1.8)	151 1.2%	6.2%	6 1.5%	0.2%	443 2.1%	18.1%	1,076 2.4%	43.9%	548 0.6%	22.4%	93 3.8%	3.8%	4 2.8%	0.2%	36 0.6%	1.5%	93 1.7%	3.8%	2,450 1.3%	100.0%
ESL (1.9)	561 4.6%	16.8%	1 0.2%	0.0%	137 0.6%	4.1%	1,508 3.3%	45.2%	595 0.6%	17.8%	382 15.6%	11.5%	1 0.7%	0.0%	23 0.4%	0.7%	126 2.3%	3.8%	3,334 1.8%	100.0%
Gen Studies Cert. (1.5)	5 0.0%	2.8%	0 0.0%	0.0%	12 0.1%	6.8%	15 0.0%	8.5%	126 0.1%	71.2%	11 0.4%	6.2%	0 0.0%	0.0%	0 0.0%	0.0%	8 0.1%	4.5%	177 0.1%	100.0%
TOTALS	12,156 100.0%	6.6%	405 100.0%	0.2%	21,166 100.0%	11.4%	45,479 100.0%	24.6%	92,182 100.0%	49.8%	2,445 100.0%	1.3%	143 100.0%	0.1%	5,791 100.0%	3.1%	5,437 100.0%	2.9%	185,204 100.0%	100.0%

*Race/ethnicity classifications align with U.S. Department of Education collection and reporting standards.
SOURCE OF DATA: ICCB Centralized Data System--Annual Enrollment (A1) Data



Illinois Community College Board
Table A-9
FISCAL YEAR 2022 ONLINE HEADCOUNT ENROLLMENTS IN INSTRUCTIONAL PROGRAM AREAS
BY AGE GROUP

	16 & Under		17-20		21-24		25-30		31-39		40-55		Over 55		Unknown		Total	
General Associate (1.0)	13 1.3%	0.1%	3,330 4.9%	28.7%	3,174 5.8%	27.4%	2,097 8.2%	18.1%	1,756 9.3%	15.2%	1,068 7.8%	9.2%	145 4.8%	1.3%	5 6.2%	0.0%	11,588 6.3%	100.0%
Transfer (1.1)	927 91.6%	0.8%	53,958 79.0%	44.2%	38,767 71.0%	31.8%	13,827 54.4%	11.3%	8,497 44.8%	7.0%	5,023 36.6%	4.1%	954 31.3%	0.8%	25 30.9%	0.0%	121,978 65.9%	100.0%
Career & Technical Ed. (1.2)	49 4.8%	0.1%	10,474 15.3%	23.7%	11,969 21.9%	27.1%	8,415 33.1%	19.1%	6,848 36.1%	15.5%	5,360 39.1%	12.1%	1,049 34.4%	2.4%	6 7.4%	0.0%	44,170 23.8%	100.0%
Vocational Skills (1.6)	6 0.6%	0.4%	117 0.2%	7.8%	131 0.2%	8.7%	154 0.6%	10.2%	265 1.4%	17.6%	406 3.0%	26.9%	391 12.8%	25.9%	37 45.7%	2.5%	1,507 0.8%	100.0%
ABE/ASE (1.7/1.8)	5 0.5%	0.2%	269 0.4%	11.0%	350 0.6%	14.3%	440 1.7%	18.0%	654 3.4%	26.7%	600 4.4%	24.5%	130 4.3%	5.3%	2 2.5%	0.1%	2,450 1.3%	100.0%
ESL (1.9)	1 0.1%	0.0%	64 0.1%	1.9%	207 0.4%	6.2%	493 1.9%	14.8%	938 4.9%	28.1%	1,251 9.1%	37.5%	374 12.3%	11.2%	6 7.4%	0.2%	3,334 1.8%	100.0%
General Studies Cert. (1.5)	11 1.1%	6.2%	105 0.2%	59.3%	26 0.0%	14.7%	9 0.0%	5.1%	8 0.0%	4.5%	13 0.1%	7.3%	5 0.2%	2.8%	0 0.0%	0.0%	177 0.1%	100.0%
TOTALS	1,012 100.0%	0.5%	68,317 100.0%	36.9%	54,624 100.0%	29.5%	25,435 100.0%	13.7%	18,966 100.0%	10.2%	13,721 100.0%	7.4%	3,048 100.0%	1.6%	81 100.0%	0.0%	185,204 100.0%	100.0%

SOURCE OF DATA: ICCB Centralized Data System--Annual Enrollment (A1) Data

Illinois Community College Board
Table A-10
COMPARATIVE SUMMARY OF CAREER AND TECHNICAL EDUCATION CURRICULA
ONLINE ENROLLMENTS OVER 1,000
FISCAL YEARS 2021 OR 2022



CURRICULA & CIP	FY 2021	FY 2022	Number Change	Percent Change
Registered Nursing/Registered Nurse 513801	6,058	4,112	-1,946	-32.1%
Business Administration and Management 520201	2,838	2,453	-385	-13.6%
Child Care Provider/Assistant 190709	2,163	2,019	-144	-6.7%
Criminal Justice/Police Science 430107	1,779	1,376	-403	-22.7%
Computer Systems Networking and Telecommunications 110901	1,067	1,151	84	7.9%
Accounting Technology/Technician and Bookkeeping 520302	1,294	1,121	-173	-13.4%
Nursing Assistant/Aide and Patient Care Assistant/Aide 513902	1,476	1,115	-361	-24.5%
Business, Management, Marketing, and Related Support Services, Other 529999	1,327	1,062	-265	-20.0%

SOURCE OF DATA: ICCB Centralized Data System--Annual Enrollment (A1) Data



Illinois Community College Board
Table A-11
FISCAL YEAR 2022 ANNUAL ONLINE HEADCOUNT ENROLLMENTS IN INSTRUCTIONAL PROGRAM AREAS
BY STUDENT INTENT*


	Prepare for Transfer to Four-Year Institution		Improve Present Job Skills		Prepare for Job After Community College		Improve Basic Skills Or Prepare for High School Equivalency		Personal Interest/ Self Development		Other or No Indication		Total	
General Associate (1.0)	4,733 5.0%	40.8%	521 5.2%	4.5%	4,181 10.8%	36.1%	150 2.7%	1.3%	663 4.2%	5.7%	1,340 6.5%	11.6%	11,588 6.3%	100.0%
Transfer (1.1)	75,937 80.3%	62.3%	3,898 39.0%	3.2%	15,301 39.7%	12.5%	1,065 18.8%	0.9%	12,276 77.7%	10.1%	13,501 65.5%	11.1%	121,978 65.9%	100.0%
Career & Technical Ed. (1.2)	13,676 14.5%	31.0%	5,031 50.3%	11.4%	18,639 48.4%	42.2%	512 9.0%	1.2%	2,085 13.2%	4.7%	4,227 20.5%	9.6%	44,170 23.8%	100.0%
Vocational Skills (1.6)	115 0.1%	7.6%	449 4.5%	29.8%	208 0.5%	13.8%	24 0.4%	1.6%	400 2.5%	26.5%	311 1.5%	20.6%	1,507 0.8%	100.0%
ABE/ASE (1.7/1.8)	34 0.0%	1.4%	24 0.2%	1.0%	75 0.2%	3.1%	1,708 30.2%	69.7%	241 1.5%	9.8%	368 1.8%	15.0%	2,450 1.3%	100.0%
ESL (1.9)	40 0.0%	1.2%	62 0.6%	1.9%	113 0.3%	3.4%	2,199 38.9%	66.0%	106 0.7%	3.2%	814 3.9%	24.4%	3,334 1.8%	100.0%
General Studies Cert. (1.5)	56 0.1%	31.6%	12 0.1%	6.8%	32 0.1%	18.1%	2 0.0%	1.1%	26 0.2%	14.7%	49 0.2%	27.7%	177 0.1%	100.0%
TOTALS	94,591 100.0%	51.1%	9,997 100.0%	5.4%	38,549 100.0%	20.8%	5,660 100.0%	3.1%	15,797 100.0%	8.5%	20,610 100.0%	11.1%	185,204 100.0%	100.0%

*Current student intent is examined. When not available, student intent at time of college entrance is used.
SOURCE OF DATA: ICCB Centralized Data System--Annual Enrollment (A1) Data

Illinois Community College Board

Table A-12

FISCAL YEAR 2022 ANNUAL ONLINE HEADCOUNT ENROLLMENTS IN INSTRUCTIONAL PROGRAM AREAS
BY DEGREE OBJECTIVE

	Complete One or Several Courses - Not Pursuing Degree		To Complete a Certificate		To Complete an Associate Degree		Total	
General Associate (1.0)	1,079 1.9%	9.3%	172 1.4%	1.5%	10,337 8.9%	89.2%	11,588 6.3%	100.0%
Transfer (1.1)	41,982 74.6%	34.4%	1,719 14.1%	1.4%	78,277 67.0%	64.2%	121,978 65.9%	100.0%
Career & Technical Ed. (1.2)	6,067 10.8%	13.7%	10,067 82.7%	22.8%	28,036 24.0%	63.5%	44,170 23.8%	100.0%
Vocational Skills (1.6)	1,453 2.6%	96.4%	9 0.1%	0.6%	45 0.0%	3.0%	1,507 0.8%	100.0%
ABE/ASE (1.7/1.8)	2,380 4.2%	97.1%	53 0.4%	2.2%	17 0.0%	0.7%	2,450 1.3%	100.0%
ESL (1.9)	3,173 5.6%	95.2%	144 1.2%	4.3%	17 0.0%	0.5%	3,334 1.8%	100.0%
General Studies Cert. (1.5)	143 0.3%	80.8%	13 0.1%	7.3%	21 0.0%	11.9%	177 0.1%	100.0%
TOTALS	56,277 100.0%	30.4%	12,177 100.0%	6.6%	116,750 100.0%	63.0%	185,204 100.0%	100.0%

SOURCE OF DATA: ICCB Centralized Data System--Annual Enrollment (A1) Data

Illinois Community College Board
Table A-13
FISCAL YEAR 2022 DUPLICATED ONLINE HEADCOUNT ENROLLMENTS
BY TERM AND TYPE OF ATTENDANCE



	Part-time		Full-time		Total	
Summer	71,980	89.4%	8,511	10.6%	80,491	100.0%
Fall	73,696	56.0%	58,007	44.0%	131,703	100.0%
Winter	0	--	0	--	0	--
Spring	73,321	59.4%	50,213	40.6%	123,534	100.0%

SOURCE OF DATA: ICCB Centralized Data System--Annual Enrollment (A1) Data

Illinois Community College Board
Table A-14
FISCAL YEAR 2022 ONLINE HEADCOUNT ENROLLMENTS
(EXCLUDING ADULT EDUCATION)
BY HIGHEST DEGREE EARNED PRIOR TO ENROLLMENT

DEGREE	Enrollment	% of Known
High School Equivalency	4,048	2.8%
High School	79,288	55.2%
Some College Courses	30,279	21.1%
Certificate	8,125	5.7%
Associate Degree	12,091	8.4%
Bachelor's Degree	7,262	5.1%
Master's Degree	1,773	1.2%
First Professional Degree	91	0.1%
Doctoral Degree	200	0.1%
Other	591	0.4%
Total Known	143,748	100.0%
None/Unknown	41,456	
Total	185,204	



SOURCE OF DATA: ICCB Centralized Data System--Annual Enrollment (A1) Data



Illinois Community College Board

Table A-15

FISCAL YEAR 2022 ONLINE HOURS ATTEMPTED VS ONLINE HOURS EARNED
BY TERM AND ENROLLMENT STATUS

TERM	PART-TIME		%	FULL-TIME		%	TOTAL		%
	Attempted	Earned	Earned	Attempted	Earned	Earned	Attempted	Earned	Earned
Summer	326,928	297,992	91.1%	87,518	75,307	86.0%	414,446	373,299	90.1%
Fall	488,035	418,166	85.7%	819,277	702,362	85.7%	1,307,312	1,120,528	85.7%
Winter	0	0	--	0	0	--	0	0	--
Spring	477,643	397,260	83.2%	715,307	609,401	85.2%	1,192,950	1,006,661	84.4%
Total	1,292,606	1,113,418	86.1%	1,622,102	1,387,070	85.5%	2,914,708	2,500,488	85.8%

SOURCE OF DATA: ICCB Centralized Data System--Annual Enrollment (A1) Data

Illinois Community College Board
Table A-16
FISCAL YEAR 2022 ONLINE HEADCOUNT ENROLLMENTS
BY COLLEGE-LEVEL HOURS ACCUMULATED



Hours	Enrollment	% of Known
1-29	86,294	48.7%
30-59	53,269	30.1%
60-89	31,482	17.8%
90-119	4,634	2.6%
120-159	1,223	0.7%
160+	162	0.1%
Total Known	177,064	100.0%
None/Unknown	8,140	
Total	185,204	

SOURCE OF DATA: ICCB Centralized Data System--Annual Enrollment (A1) Data

Illinois Community College Board
Table A-17
FISCAL YEAR 2022 ONLINE HEADCOUNT ENROLLMENTS
BY COLLEGE-LEVEL CUMULATIVE GPA

Grade point	Students	% of Known
0.01-0.50	943	0.5%
0.51-1.00	3,163	1.8%
1.01-1.50	3,973	2.2%
1.51-2.00	11,742	6.6%
2.01-2.50	19,442	11.0%
2.51-3.00	39,923	22.6%
3.01-3.50	41,314	23.4%
3.51-4.00	56,316	31.9%
Total Known	176,816	100.0%
Not Reported	8,388	
Total	185,204	

SOURCE OF DATA: ICCB Centralized Data System--Annual Enrollment (A1) Data



Illinois Community College Board
Table A-18
FISCAL YEAR 2022 ONLINE HEADCOUNT ENROLLMENTS
BY INTERNET CREDIT HOURS EARNED RANGES

Dist. No.	District/College	Internet Credit Hours Earned							Total
		>0-3.99	4-6.99	7-9.99	10-15.99	16-21.99	22-30.99	31 or more	
503	Black Hawk	885	596	316	446	262	186	21	2,712
518	Carl Sandburg	394	287	203	280	177	93	16	1,450
508	City Colleges of Chicago	(4,957)	(6,359)	(4,072)	(5,013)	(3,010)	(2,245)	(458)	(26,114)
	Harold Washington	1,235	1,468	880	1,067	671	505	125	5,951
	Harry S Truman	582	751	458	589	329	256	78	3,043
	Kennedy-King	314	368	208	209	118	72	21	1,310
	Malcolm X	1,038	1,503	1,088	1,247	802	521	68	6,267
	Olive-Harvey	334	325	202	288	124	69	15	1,357
	Richard J. Daley	542	641	420	475	252	192	36	2,558
	Wilbur Wright	912	1,303	816	1,138	714	630	115	5,628
502	College of DuPage	5,449	5,397	2,914	3,295	1,623	1,050	267	19,995
532	College of Lake County	3,115	3,157	1,907	2,259	1,219	715	140	12,512
507	Danville Area	311	305	188	213	92	58	7	1,174
509	Elgin	1,769	2,107	1,233	1,486	735	452	54	7,836
512	Harper	3,098	2,925	1,718	1,927	1,075	682	99	11,524
540	Heartland	917	945	480	630	305	201	29	3,507
519	Highland	245	191	134	162	102	80	13	927
514	Illinois Central	1,499	1,505	917	1,095	627	353	41	6,037
529	Illinois Eastern	(653)	(412)	(188)	(209)	(77)	(55)	(19)	(1,613)
	Frontier	103	68	26	25	17	5	1	245
	Lincoln Trail	111	76	48	63	23	17	8	346
	Olney Central	223	160	71	74	27	24	7	586
	Wabash Valley	216	108	43	47	10	9	3	436
513	Illinois Valley	615	373	207	236	90	48	12	1,581
530	John A. Logan	632	521	279	283	119	52	12	1,898
539	John Wood	458	429	232	265	147	118	23	1,672
525	Joliet Junior	2,509	2,359	1,448	1,585	701	318	32	8,952
520	Kankakee	562	269	171	141	53	20	2	1,218
501	Kaskaskia	674	455	291	268	143	116	16	1,963
523	Kishwaukee	393	389	270	360	279	282	77	2,050
517	Lake Land	716	586	377	502	280	183	37	2,681
536	Lewis and Clark	788	482	258	243	83	29	1	1,884
526	Lincoln Land	1,015	1,049	648	810	383	252	51	4,208
528	McHenry County	1,712	1,035	608	682	307	200	32	4,576
524	Moraine Valley	2,195	2,187	1,290	1,482	733	558	130	8,575
527	Morton	623	322	159	170	45	14	2	1,335
535	Oakton	2,799	2,351	1,476	1,473	769	440	98	9,406
505	Parkland	1,127	1,658	837	1,046	656	370	60	5,754
515	Prairie State	709	606	373	393	170	83	8	2,342
521	Rend Lake	442	282	179	191	72	43	7	1,216
537	Richland	274	347	262	378	164	113	14	1,552
511	Rock Valley	1,410	1,036	737	983	560	398	87	5,211
506	Sauk Valley	353	255	172	167	65	34	7	1,053
531	Shawnee	181	159	114	145	54	33	8	694
510	South Suburban	612	339	215	160	65	28	12	1,431
533	Southeastern Illinois	252	202	143	147	63	36	5	848
522	Southwestern Illinois	1,703	1,056	642	617	290	166	37	4,511
534	Spoon River	176	212	123	199	143	93	20	966
504	Triton	1,981	1,507	951	759	290	125	21	5,634
516	Waubonsee	<u>2,009</u>	<u>1,552</u>	<u>894</u>	<u>1,115</u>	<u>577</u>	<u>369</u>	<u>76</u>	<u>6,592</u>
TOTALS		50,212	46,204	27,626	31,815	16,605	10,691	2,051	185,204

SOURCE OF DATA: ICCB Centralized Data System--Annual Enrollment (A1) Data



Illinois Community College Board
Table A-19
FISCAL YEAR 2022 ONLINE HEADCOUNT ENROLLMENTS
BY RATE OF INTERNET CREDIT HOURS COMPARED TO OVERALL CREDIT HOURS*

Dist. No.	District/College	Internet Hours / Overall Hours					Total
		>0% to 24%	25% to 49%	50% to 74%	75% to 99%	100%	
503	Black Hawk	291	410	533	245	1,233	2,712
518	Carl Sandburg	138	233	299	146	634	1,450
508	City Colleges of Chicago	(692)	(2,006)	(2,712)	(1,531)	(19,173)	(26,114)
	Harold Washington	122	399	594	359	4,477	5,951
	Harry S Truman	88	208	258	155	2,334	3,043
	Kennedy-King	76	153	132	43	906	1,310
	Malcolm X	181	443	664	419	4,560	6,267
	Olive-Harvey	33	130	148	79	967	1,357
	Richard J. Daley	86	285	302	142	1,743	2,558
	Wilbur Wright	106	388	614	334	4,186	5,628
502	College of DuPage	1,505	2,352	2,721	1,229	12,188	19,995
532	College of Lake County	539	1,128	1,657	937	8,251	12,512
507	Danville Area	154	270	215	92	443	1,174
509	Elgin	428	1,045	1,364	580	4,419	7,836
512	Harper	650	1,391	1,662	861	6,960	11,524
540	Heartland	397	659	637	285	1,529	3,507
519	Highland	98	237	236	84	272	927
514	Illinois Central	393	877	959	516	3,292	6,037
529	Illinois Eastern	(591)	(240)	(126)	(106)	(550)	(1,613)
	Frontier	64	30	20	26	105	245
	Lincoln Trail	96	67	37	20	126	346
	Olney Central	250	94	52	34	156	586
	Wabash Valley	181	49	17	26	163	436
513	Illinois Valley	324	354	249	95	559	1,581
530	John A. Logan	345	444	295	178	636	1,898
539	John Wood	285	253	245	131	758	1,672
525	Joliet Junior	850	1,890	2,229	749	3,234	8,952
520	Kankakee	311	326	208	68	305	1,218
501	Kaskaskia	459	351	283	121	749	1,963
523	Kishwaukee	86	137	170	257	1,400	2,050
517	Lake Land	491	535	425	158	1,072	2,681
536	Lewis and Clark	497	499	267	89	532	1,884
526	Lincoln Land	372	633	572	234	2,397	4,208
528	McHenry County	695	892	738	303	1,948	4,576
524	Moraine Valley	822	1,361	1,352	673	4,367	8,575
527	Morton	395	387	246	43	264	1,335
535	Oakton	301	727	1,098	538	6,742	9,406
505	Parkland	263	604	1,104	652	3,131	5,754
515	Prairie State	264	268	377	182	1,251	2,342
521	Rend Lake	398	342	165	59	252	1,216
537	Richland	121	343	408	167	513	1,552
511	Rock Valley	444	764	910	500	2,593	5,211
506	Sauk Valley	224	276	158	56	339	1,053
531	Shawnee	124	171	110	68	221	694
510	South Suburban	301	375	289	56	410	1,431
533	Southeastern Illinois	147	199	168	64	270	848
522	Southwestern Illinois	982	809	606	239	1,875	4,511
534	Spoon River	68	133	250	107	408	966
504	Triton	715	1,018	828	268	2,805	5,634
516	Waubonsee	<u>339</u>	<u>970</u>	<u>1,126</u>	<u>590</u>	<u>3,567</u>	<u>6,592</u>
TOTALS		16,499	25,909	27,997	13,257	101,542	185,204

*For example, a student that earns 10 overall credit hours with 5 credit hours being earned via online instruction would be earning 50% of credits via online instruction.

SOURCE OF DATA: ICCB Centralized Data System--Annual Enrollment (A1) Data



Illinois Community College Board
Table B-1
INSTRUCTIONAL DELIVERY COURSE COUNT
BY COLLEGE, FISCAL YEAR 2022

Dist. No.	District/College	Traditional		Interactive		Stored Media	Internet-Based Course	Correspondence	Interactive Instr. TV/Broadcast TV/Audio/		Hybrid	Other	Total Impacted by COVID-19*	Total
		Traditional	Impacted by COVID-19*	Instructional TV/Distance Learning	Broadcast TV/Audio				Stored Media/Correspondence Imp. by COVID-19*	Broadcast TV/Audio/				
503	Black Hawk	3,068	0	12	0	0	604	0	0	357	0	26	0	4,067
518	Carl Sandburg	341	0	82	0	0	670	0	0	105	0	20	0	1,218
508	City Colleges of Chicago	(4,172)	(0)	(0)	(0)	(0)	(6,687)	(0)	(0)	(4)	(0)	(0)	(0)	(10,863)
	Harold Washington	561	0	0	0	0	1,683	0	0	1	0	0	0	2,245
	Harry S Truman	677	0	0	0	0	645	0	0	0	0	0	0	1,322
	Kennedy-King	530	0	0	0	0	475	0	0	0	0	0	0	1,005
	Malcolm X	602	0	0	0	0	916	0	0	1	0	0	0	1,519
	Olive-Harvey	469	0	0	0	0	376	0	0	0	0	0	0	845
	Richard J. Daley	578	0	0	0	0	1,093	0	0	2	0	0	0	1,673
	Wilbur Wright	755	0	0	0	0	1,499	0	0	0	0	0	0	2,254
502	College of DuPage	0	3,253	0	0	0	3,718	0	0	0	1,270	0	4,523	8,241
532	College of Lake County	11	0	0	0	61	1,022	0	0	576	0	3,980	0	5,650
507	Danville Area	986	0	0	0	0	392	0	0	125	0	0	0	1,503
509	Elgin	1,269	0	0	0	0	2,091	0	0	762	0	0	0	4,122
512	Harper	1,078	0	0	0	0	2,696	0	0	1,240	0	189	0	5,203
540	Heartland	1,300	0	0	0	0	848	0	0	144	0	57	0	2,349
519	Highland	910	0	0	0	0	341	0	0	249	0	0	0	1,500
514	Illinois Central	1,359	0	0	0	0	1,141	0	0	329	0	85	0	2,914
529	Illinois Eastern	(3,181)	(0)	(2)	(0)	(0)	(621)	(87)	(0)	(563)	(0)	(148)	(0)	(4,602)
	Frontier	1,801	0	0	0	0	87	29	0	178	0	1	0	2,096
	Lincoln Trail	286	0	1	0	0	158	14	0	109	0	138	0	706
	Olney Central	571	0	1	0	0	215	23	0	132	0	9	0	951
	Wabash Valley	523	0	0	0	0	161	21	0	144	0	0	0	849
513	Illinois Valley	1,160	0	0	0	0	314	0	0	68	0	47	0	1,589
530	John A. Logan	1,595	0	3	0	0	385	0	0	131	0	43	0	2,157
539	John Wood	516	0	0	0	0	447	0	0	104	0	272	0	1,339
525	Joliet Junior	1,986	0	0	0	0	1,879	0	0	452	0	0	0	4,317
520	Kankakee	928	0	0	0	0	222	38	0	227	0	86	0	1,501
501	Kaskaskia	960	0	116	0	0	535	0	0	409	0	53	0	2,073
523	Kishwaukee	591	0	0	0	0	434	0	0	236	0	0	0	1,261
517	Lake Land	2,794	0	22	0	0	587	0	0	109	0	0	0	3,512
536	Lewis and Clark	1,509	0	0	0	0	518	0	0	140	0	0	0	2,167
526	Lincoln Land	1,521	0	0	0	0	915	0	0	87	0	116	0	2,639
528	McHenry County	1,500	0	0	0	0	804	0	0	158	0	192	0	2,654
524	Moraine Valley	2,352	0	0	0	0	1,780	0	0	409	0	0	0	4,541
527	Morton	974	0	110	0	0	309	0	0	56	0	48	0	1,497
535	Oakton	1,279	0	0	0	0	2,716	0	0	198	0	32	0	4,225
505	Parkland	1,197	0	0	0	0	890	0	0	577	0	0	0	2,664
515	Prairie State	950	0	0	0	0	299	0	0	47	0	99	0	1,395
521	Rend Lake	930	0	67	0	0	245	0	0	60	0	87	0	1,389
537	Richland	696	0	33	0	0	286	0	0	153	0	32	0	1,200
511	Rock Valley	1,158	0	0	0	0	833	0	0	234	0	53	0	2,278
506	Sauk Valley	693	0	0	0	0	236	0	0	59	0	0	0	988
531	Shawnee	1,005	0	167	0	0	177	0	0	18	0	20	0	1,387
510	South Suburban	1,958	0	0	0	0	251	0	0	21	0	1	0	2,231
533	Southeastern Illinois	637	5	3	0	0	252	0	0	71	0	26	5	994
522	Southwestern Illinois	3,316	0	13	0	0	1,009	0	0	102	0	0	0	4,440
534	Spoon River	475	0	56	0	0	264	0	0	110	0	0	0	905
504	Triton	2,645	0	0	0	0	871	0	0	20	0	0	0	3,536
516	Waubensee	<u>1,011</u>	<u>0</u>	<u>0</u>	<u>0</u>	<u>0</u>	<u>765</u>	<u>0</u>	<u>0</u>	<u>786</u>	<u>0</u>	<u>71</u>	<u>0</u>	<u>2,633</u>
TOTALS		54,011	3,258	686	0	61	39,054	125	0	9,496	1,270	5,783	4,528	113,744

*Option for predominant technology used for instructional delivery impacted by campus closure due to COVID-19 added in FY 2020.
SOURCE OF DATA: ICCB Centralized Data System--Course Section Enrollment (SU/SR) Data



Illinois Community College Board
Table B-2
INSTRUCTIONAL DELIVERY IN COURSE SECTION ENROLLMENT
BY COLLEGE, FISCAL YEAR 2022

Dist. No.	District/College	Traditional	<i>Traditional</i>	Interactive	Broadcast TV/Audio	Stored Media	Internet- Based Course	Correspon- dence	<i>Interactive Instr. TV/ Broadcast TV/Audio/ Stored Media/ Correspondence</i>	Hybrid	<i>Hybrid</i>	Other	<i>Total Impacted</i>	Total
			<i>Impacted by COVID-19*</i>	<i>Instructional TV/Distance Learning</i>					<i>Imp. by COVID-19*</i>		<i>Impacted by COVID-19*</i>		<i>by COVID-19*</i>	
503	Black Hawk	11,117	0	118	0	0	10,311	0	0	3,814	0	130	0	25,490
518	Carl Sandburg	3,804	0	585	0	0	6,025	0	0	983	0	102	0	11,499
508	City Colleges of Chicago	(51,033)	(0)	(0)	(0)	(0)	111,544	(0)	(0)	(49)	(0)	(0)	(0)	(162,626)
	Harold Washington	7,099	0	0	0	0	29,442	0	0	1	0	0	0	36,542
	Harry S Truman	8,865	0	0	0	0	10,793	0	0	0	0	0	0	19,658
	Kennedy-King	5,616	0	0	0	0	6,677	0	0	0	0	0	0	12,293
	Malcolm X	8,440	0	0	0	0	16,591	0	0	14	0	0	0	25,045
	Olive-Harvey	4,106	0	0	0	0	5,895	0	0	0	0	0	0	10,001
	Richard J. Daley	6,848	0	0	0	0	16,853	0	0	34	0	0	0	23,735
	Wilbur Wright	10,059	0	0	0	0	25,293	0	0	0	0	0	0	35,352
502	College of DuPage	0	41,709	0	0	0	69,002	0	0	0	15,062	0	56,771	125,773
532	College of Lake County	46	0	0	0	555	19,136	0	0	6,462	0	43,842	0	70,041
507	Danville Area	6,946	0	0	0	0	4,193	0	0	809	0	0	0	11,948
509	Elgin	9,696	0	0	0	0	27,107	0	0	6,319	0	0	0	43,122
512	Harper	15,629	0	0	0	0	44,665	0	0	14,066	0	2,030	0	76,390
540	Heartland	15,184	0	0	0	0	16,028	0	0	1,696	0	482	0	33,390
519	Highland	6,316	0	0	0	0	3,153	0	0	2,344	0	0	0	11,813
514	Illinois Central	17,522	0	0	0	0	19,106	0	0	3,715	0	548	0	40,891
529	Illinois Eastern	(40,057)	(0)	(0)	(0)	(0)	(4,809)	(155)	(0)	(4,337)	(0)	(692)	(0)	(50,050)
	Frontier	27,434	0	0	0	0	558	51	0	1,226	0	3	0	29,272
	Lincoln Trail	2,492	0	0	0	0	1,214	23	0	856	0	618	0	5,203
	Olney Central	5,044	0	0	0	0	1,725	55	0	1,045	0	71	0	7,940
	Wabash Valley	5,087	0	0	0	0	1,312	26	0	1,210	0	0	0	7,635
513	Illinois Valley	9,833	0	0	0	0	5,084	0	0	813	0	241	0	15,971
530	John A. Logan	15,133	0	40	0	0	5,984	0	0	1,671	0	338	0	23,166
539	John Wood	4,373	0	0	0	0	5,578	0	0	1,024	0	510	0	11,485
525	Joliet Junior	27,420	0	0	0	0	31,487	0	0	6,307	0	0	0	65,214
520	Kankakee	7,911	0	0	0	0	3,397	58	0	2,773	0	98	0	14,237
501	Kaskaskia	10,301	0	429	0	0	6,828	0	0	4,644	0	264	0	22,466
523	Kishwaukee	4,527	0	0	0	0	6,598	0	0	2,053	0	0	0	13,178
517	Lake Land	20,849	0	183	0	0	9,161	0	0	1,446	0	0	0	31,639
536	Lewis and Clark	14,988	0	0	0	0	4,816	0	0	1,328	0	0	0	21,132
526	Lincoln Land	14,755	0	0	0	0	13,482	0	0	956	0	841	0	30,034
528	McHenry County	25,682	0	0	0	0	16,764	0	0	1,962	0	1,014	0	45,422
524	Moraine Valley	30,597	0	0	0	0	33,069	0	0	4,479	0	0	0	68,145
527	Morton	14,195	0	1533	0	0	5,676	0	0	792	0	252	0	22,448
535	Oakton	13,123	0	0	0	0	29,268	0	0	1,863	0	109	0	44,363
505	Parkland	11,529	0	0	0	0	12,663	0	0	7,452	0	0	0	31,644
515	Prairie State	10,896	0	0	0	0	5,597	0	0	385	0	1,012	0	17,890
521	Rend Lake	9,232	0	534	0	0	4,336	0	0	706	0	598	0	15,406
537	Richland	5,352	0	408	0	0	4,355	0	0	1,174	0	71	0	11,360
511	Rock Valley	17,704	0	0	0	0	18,193	0	0	3,494	0	182	0	39,573
506	Sauk Valley	6,168	0	0	0	0	3,264	0	0	676	0	0	0	10,108
531	Shawnee	6,201	0	505	0	0	2,399	0	0	219	0	50	0	9,374
510	South Suburban	16,957	0	0	0	0	3,291	0	0	192	0	6	0	20,446
533	Southeastern Illinois	5,522	35	29	0	0	2,649	0	0	866	0	151	35	9,252
522	Southwestern Illinois	34,676	0	69	0	0	13,920	0	0	867	0	0	0	49,532
534	Spoon River	3,152	0	184	0	0	2,694	0	0	960	0	0	0	6,990
504	Triton	38,591	0	0	0	0	13,209	0	0	309	0	0	0	52,109
516	Waubensee	<u>15,613</u>	<u>0</u>	<u>0</u>	<u>0</u>	<u>0</u>	<u>17,702</u>	<u>0</u>	<u>0</u>	<u>11,649</u>	<u>0</u>	<u>232</u>	<u>0</u>	<u>45,196</u>
TOTALS		572,630	41,744	4,617	0	555	616,543	213	0	105,654	15,062	53,795	56,806	1,410,813

*Option for predominant technology used for instructional delivery impacted by campus closure due to COVID-19 added in FY 2020.
SOURCE OF DATA: ICCB Centralized Data System--Course Section Enrollment (SU/SR) Data



Illinois Community College Board
Table B-3
COMPARISON OF COURSE SECTION ENROLLMENT
BY INSTRUCTIONAL DELIVERY
FISCAL YEARS 2021 AND 2022

	FY 2021	FY 2022	Number Change	Percent Change
Traditional	260,984	572,630	311,646	119.4%
<i>Traditional-Impacted by COVID-19*</i>	120,254	41,744	-78,510	-65.3%
Interactive Instructional TV/Distance Learning	44,765	4,617	-40,148	-89.7%
Broadcast TV/Audio	44	0	-44	-100.0%
Stored Media	134	555	421	314.2%
Correspondence	169	213	44	26.0%
<i>Inter.Instructional TV/Distance Learning/Broadcast TV/Audio/ Stored Media/Correspondence-Impacted by COVID-19</i>	272	0	-272	-100.0%
Internet-Based Course	856,753	616,543	-240,210	-28.0%
Hybrid	114,709	105,654	-9,055	-7.9%
<i>Hybrid-Impacted by COVID-19*</i>	13,737	15,062	1,325	9.6%
Total Known	1,411,821	1,357,018	-54,803	-3.9%
Other	55,203	53,795	-1,408	-2.6%
Total-Impacted by COVID-19	134,263	56,806	-77,457	-57.7%
TOTALS	1,467,024	1,410,813	-56,211	-3.8%

*Option for predominant technology used for instructional delivery impacted by campus closure due to COVID-19 added in FY 2020.
SOURCE OF DATA: ICCB Centralized Data System--Course Section Enrollment (SU/SR) Data

Illinois Community College Board
Table B-4
AVERAGE CLASS SIZE IN INTERNET-BASED AND HYBRID COURSES
BY COLLEGE, FISCAL YEAR 2022



Dist. No.	District/College	Online and Hybrid* Course Count	Online and Hybrid* Enrollment	Average Online and Hybrid* Class Size
503	Black Hawk	961	14,125	14.7
518	Carl Sandburg	775	7,008	9.0
508	City Colleges of Chicago	(6,691)	(111,593)	(16.7)
	Harold Washington	1,684	29,443	17.5
	Harry S Truman	645	10,793	16.7
	Kennedy-King	475	6,677	14.1
	Malcolm X	917	16,605	18.1
	Olive-Harvey	376	5,895	15.7
	Richard J. Daley	1,095	16,887	15.4
	Wilbur Wright	1,499	25,293	16.9
502	College of DuPage	4,988	84,064	16.9
532	College of Lake County	1,598	25,598	16.0
507	Danville Area	517	5,002	9.7
509	Elgin	2,853	33,426	11.7
512	Harper	3,936	58,731	14.9
540	Heartland	992	17,724	17.9
519	Highland	590	5,497	9.3
514	Illinois Central	1,470	22,821	15.5
529	Illinois Eastern	(1,184)	(9,146)	(7.7)
	Frontier	265	1,784	6.7
	Lincoln Trail	267	2,070	7.8
	Olney Central	347	2,770	8.0
	Wabash Valley	305	2,522	8.3
513	Illinois Valley	382	5,897	15.4
530	John A. Logan	516	7,655	14.8
539	John Wood	551	6,602	12.0
525	Joliet Junior	2,331	37,794	16.2
520	Kankakee	449	6,170	13.7
501	Kaskaskia	944	11,472	12.2
523	Kishwaukee	670	8,651	12.9
517	Lake Land	696	10,607	15.2
536	Lewis and Clark	658	6,144	9.3
526	Lincoln Land	1,002	14,438	14.4
528	McHenry County	962	18,726	19.5
524	Moraine Valley	2,189	37,548	17.2
527	Morton	365	6,468	17.7
535	Oakton	2,914	31,131	10.7
505	Parkland	1,467	20,115	13.7
515	Prairie State	346	5,982	17.3
521	Rend Lake	305	5,042	16.5
537	Richland	439	5,529	12.6
511	Rock Valley	1,067	21,687	20.3
506	Sauk Valley	295	3,940	13.4
531	Shawnee	195	2,618	13.4
510	South Suburban	272	3,483	12.8
533	Southeastern Illinois	323	3,515	10.9
522	Southwestern Illinois	1,111	14,787	13.3
534	Spoon River	374	3,654	9.8
504	Triton	891	13,518	15.2
516	Waubonsee	<u>1,551</u>	<u>29,351</u>	<u>18.9</u>
	TOTALS	49,820	737,259	14.8

*Includes Hybrid instructional delivery impacted by campus closure due to COVID-19
SOURCE OF DATA: ICCB Centralized Data System--Course Section Enrollment (SU/SR) Data



Illinois Community College Board
Table B-5
ANNUAL DUPLICATED COURSE SECTION ENROLLMENT IN CAREER AND TECHNICAL EDUCATION
BY INSTRUCTIONAL PROGRAM AND BY COLLEGE
FISCAL YEAR 2022

Dist. No.	District/College	Agricultural Business and Management, General. 010101	Agribusiness/Agricultural Business Operations. 010102	Agricultural Business Technology/Technician. 010106	Agricultural Mechanization, General. 010201	Agricultural Production Operations, General. 010301	Animal/Livestock Husbandry and Production. 010302	Crop Production. 010304	Agroecology and Sustainable Agriculture. 010308	Applied Horticulture/Horticulture Operations, General. 010601	Ornamental Horticulture. 010603
503	Black Hawk	13	0	0	0	0	5	27	0	0	0
518	Carl Sandburg	0	0	0	0	0	0	0	0	0	0
508	City Colleges of Chicago	(0)	(0)	(0)	(0)	(0)	(0)	(0)	(0)	(0)	(0)
	Harold Washington	0	0	0	0	0	0	0	0	0	0
	Harry S Truman	0	0	0	0	0	0	0	0	0	0
	Kennedy-King	0	0	0	0	0	0	0	0	0	0
	Malcolm X	0	0	0	0	0	0	0	0	0	0
	Olive-Harvey	0	0	0	0	0	0	0	0	0	0
	Richard J. Daley	0	0	0	0	0	0	0	0	0	0
	Wilbur Wright	0	0	0	0	0	0	0	0	0	0
502	College of DuPage	0	0	16	0	0	0	20	48	0	103
532	College of Lake County	0	0	0	0	0	0	0	0	0	0
507	Danville Area	4	0	2	0	0	0	0	0	0	0
509	Elgin	0	0	0	0	0	0	0	0	0	0
512	Harper	0	92	0	0	0	0	0	0	0	0
540	Heartland	0	0	0	0	0	0	0	0	0	0
519	Highland	0	0	0	0	0	0	0	0	0	0
514	Illinois Central	0	0	0	0	0	0	0	0	0	0
529	Illinois Eastern	(1)	(0)	(0)	(0)	(0)	(0)	(0)	(0)	(0)	(0)
	Frontier	0	0	0	0	0	0	0	0	0	0
	Lincoln Trail	0	0	0	0	0	0	0	0	0	0
	Olney Central	0	0	0	0	0	0	0	0	0	0
	Wabash Valley	1	0	0	0	0	0	0	0	0	0
513	Illinois Valley	0	0	0	0	0	0	0	0	0	0
530	John A. Logan	0	0	0	0	0	0	0	0	0	0
539	John Wood	8	0	0	0	0	2	0	0	0	0
525	Joliet Junior	0	0	15	6	0	3	6	0	123	19
520	Kankakee	0	0	0	0	0	0	0	0	0	0
501	Kaskaskia	5	11	0	20	0	17	0	0	0	0
523	Kishwaukee	0	0	0	0	0	0	0	0	0	0
517	Lake Land	0	0	0	0	0	0	0	0	0	0
536	Lewis and Clark	0	0	0	0	0	0	0	0	0	0
526	Lincoln Land	0	0	0	0	32	0	0	0	0	0
528	McHenry County	0	0	0	0	0	0	0	0	0	0
524	Moraine Valley	0	0	0	0	0	0	10	0	0	0
527	Morton	0	0	0	0	0	0	0	0	0	0
535	Oakton	0	0	0	0	0	0	0	0	0	0
505	Parkland	20	0	0	0	0	0	0	0	0	0
515	Prairie State	0	0	0	0	0	0	0	0	0	0
521	Rend Lake	0	0	0	0	0	0	15	0	0	0
537	Richland	0	0	0	0	0	0	0	0	0	0
511	Rock Valley	0	0	0	0	0	0	0	0	0	0
506	Sauk Valley	0	0	0	0	0	0	0	0	0	0
531	Shawnee	0	0	0	0	0	0	0	0	0	0
510	South Suburban	0	0	0	0	0	0	0	0	0	0
533	Southeastern Illinois	0	0	0	0	0	0	0	0	0	0
522	Southwestern Illinois	0	0	0	0	0	0	0	0	0	13
534	Spoon River	0	0	0	0	0	0	0	0	0	0
504	Triton	0	0	0	0	10	0	7	0	0	0
516	Waubonsee	0	0	0	0	0	0	0	0	0	0
	TOTALS	51	103	33	26	42	27	85	48	123	135

*All Other Column includes CIP codes with less than 10 course section enrollments.

SOURCE OF DATA: ICCB Centralized Data System--Course Section Enrollment (SU/SR) Data



Illinois Community College Board
Table B-5
ANNUAL DUPLICATED COURSE SECTION ENROLLMENT IN CAREER AND TECHNICAL EDUCATION
BY INSTRUCTIONAL PROGRAM AND BY COLLEGE
FISCAL YEAR 2022

Dist. No.	District/College	Greenhouse Operations and Management. 010604	Landscaping and Groundskeeping. 010605	Floriculture/Floristry Operations and Management. 010608	Animal Sciences, General. 010901	Plant Sciences, Other. 011199	Health Technology/Technician and Veterinary Assistant. 018301	Agricultural/Animal/Plant/Vet ernary Science and Related Fields, Other. 019999	Architectural and Building Sciences/Technology. 040902	Communication, General. 090100	Speech Communication and Rhetoric. 090101
503	Black Hawk	0	0	0	0	0	70	0	0	0	0
518	Carl Sandburg	0	0	0	0	0	0	0	0	0	0
508	City Colleges of Chicago	(0)	(0)	(0)	(0)	(0)	(0)	(0)	(0)	(0)	(0)
	Harold Washington	0	0	0	0	0	0	0	0	0	0
	Harry S Truman	0	0	0	0	0	0	0	0	0	0
	Kennedy-King	0	0	0	0	0	0	0	0	0	0
	Malcolm X	0	0	0	0	0	0	0	0	0	0
	Olive-Harvey	0	0	0	0	0	0	0	0	0	0
	Richard J. Daley	0	0	0	0	0	0	0	0	0	0
	Wilbur Wright	0	0	0	0	0	0	0	0	0	0
502	College of DuPage	0	99	0	0	38	0	0	77	0	0
532	College of Lake County	0	0	0	0	0	0	4	0	0	0
507	Danville Area	0	0	0	0	0	0	0	0	0	0
509	Elgin	0	0	0	0	0	0	0	0	0	0
512	Harper	0	0	0	0	0	0	0	0	0	0
540	Heartland	0	0	0	0	0	0	0	0	0	0
519	Highland	0	0	0	0	0	0	5	0	0	0
514	Illinois Central	0	0	0	0	0	0	5	0	0	0
529	Illinois Eastern	(0)	(0)	(0)	(0)	(0)	(0)	(0)	(0)	(0)	(0)
	Frontier	0	0	0	0	0	0	0	0	0	0
	Lincoln Trail	0	0	0	0	0	0	0	0	0	0
	Olney Central	0	0	0	0	0	0	0	0	0	0
	Wabash Valley	0	0	0	0	0	0	0	0	0	0
513	Illinois Valley	0	0	0	0	0	0	0	0	0	0
530	John A. Logan	0	0	0	0	0	0	0	0	0	0
539	John Wood	0	0	0	0	0	0	0	0	0	0
525	Joliet Junior	10	10	16	0	0	171	0	0	0	0
520	Kankakee	0	0	0	0	0	0	0	0	0	0
501	Kaskaskia	0	0	0	25	0	0	0	0	0	0
523	Kishwaukee	0	2	0	0	0	0	1	0	0	53
517	Lake Land	0	0	0	0	0	0	12	0	0	0
536	Lewis and Clark	0	0	0	0	0	0	0	0	0	0
526	Lincoln Land	0	6	0	0	0	0	2	0	0	0
528	McHenry County	0	0	0	0	0	0	0	0	0	0
524	Moraine Valley	0	0	0	0	0	0	0	0	0	0
527	Morton	0	0	0	0	0	0	0	0	0	0
535	Oakton	0	0	0	0	0	0	0	0	0	0
505	Parkland	0	0	0	0	0	45	0	0	0	0
515	Prairie State	0	0	0	0	0	0	0	0	0	0
521	Rend Lake	0	0	0	0	0	0	0	0	0	0
537	Richland	0	0	0	0	0	0	0	0	0	0
511	Rock Valley	0	0	0	0	0	0	0	0	16	0
506	Sauk Valley	0	0	0	0	0	0	0	0	0	0
531	Shawnee	0	0	0	0	0	0	0	0	0	0
510	South Suburban	0	0	0	0	0	0	0	0	0	0
533	Southeastern Illinois	0	0	0	0	0	0	0	0	0	0
522	Southwestern Illinois	0	0	0	0	0	0	0	0	0	0
534	Spoon River	0	0	0	0	0	0	0	0	0	0
504	Triton	0	9	0	0	0	0	0	0	0	0
516	Waubonsee	0	0	0	0	0	0	0	0	0	0
	TOTALS	10	126	16	25	38	286	29	77	16	53

*All Other Column includes CIP codes with less than 10 course section enrollments.

SOURCE OF DATA: ICCB Centralized Data System--Course Section Enrollment (SU/SR) Data



Illinois Community College Board
Table B-5
ANNUAL DUPLICATED COURSE SECTION ENROLLMENT IN CAREER AND TECHNICAL EDUCATION
BY INSTRUCTIONAL PROGRAM AND BY COLLEGE
FISCAL YEAR 2022

Dist. No.	District/College	Journalism. 090401	Radio and Television. 090701	Digital Communication and Media/Multimedia. 090702	Public Relations/Image Management. 090902	Advertising. 090903	Communication, Journalism, and Related Programs, Other. 099999	Photographic and Film/Video Technology/Technician. 100201	Radio and Television Broadcasting Technology/Technician. 100202	Graphic Communications, General. 100301	Prepress/Desktop Publishing and Digital Imaging Design. 100303
503	Black Hawk	0	0	0	0	0	0	0	0	0	0
518	Carl Sandburg	0	0	0	0	0	0	0	0	0	0
508	City Colleges of Chicago	(15)	(54)	(0)	(0)	(0)	(0)	(0)	(0)	(0)	(0)
	Harold Washington	0	0	0	0	0	0	0	0	0	0
	Harry S Truman	0	0	0	0	0	0	0	0	0	0
	Kennedy-King	15	54	0	0	0	0	0	0	0	0
	Malcolm X	0	0	0	0	0	0	0	0	0	0
	Olive-Harvey	0	0	0	0	0	0	0	0	0	0
	Richard J. Daley	0	0	0	0	0	0	0	0	0	0
	Wilbur Wright	0	0	0	0	0	0	0	0	0	0
502	College of DuPage	48	0	0	18	132	0	80	14	0	89
532	College of Lake County	0	0	0	0	0	0	0	0	0	0
507	Danville Area	0	0	0	0	8	0	0	0	0	4
509	Elgin	0	0	0	0	44	0	0	0	0	16
512	Harper	0	0	15	0	13	0	0	0	124	0
540	Heartland	0	0	0	0	0	0	0	0	0	0
519	Highland	0	0	0	0	0	0	0	0	0	0
514	Illinois Central	0	0	0	0	0	0	0	0	0	0
529	Illinois Eastern	(0)	(0)	(0)	(0)	(0)	(0)	(0)	(0)	(0)	(4)
	Frontier	0	0	0	0	0	0	0	0	0	0
	Lincoln Trail	0	0	0	0	0	0	0	0	0	0
	Olney Central	0	0	0	0	0	0	0	0	0	4
	Wabash Valley	0	0	0	0	0	0	0	0	0	0
513	Illinois Valley	0	0	0	0	0	0	0	0	0	0
530	John A. Logan	0	0	0	0	24	0	0	0	0	0
539	John Wood	0	0	0	0	0	0	0	0	0	0
525	Joliet Junior	0	0	0	0	45	0	0	0	0	0
520	Kankakee	0	0	0	0	0	0	0	0	0	0
501	Kaskaskia	0	0	0	0	0	0	0	0	0	0
523	Kishwaukee	0	0	0	0	0	0	0	0	0	0
517	Lake Land	0	0	0	0	20	0	0	0	1	13
536	Lewis and Clark	0	0	0	0	0	0	0	0	6	15
526	Lincoln Land	0	0	0	0	0	0	0	0	0	0
528	McHenry County	0	0	0	0	25	0	0	25	33	0
524	Moraine Valley	0	0	0	0	46	0	0	0	0	1
527	Morton	0	0	0	0	0	0	0	0	0	0
535	Oakton	0	0	0	13	3	0	0	0	0	27
505	Parkland	0	0	0	0	28	19	0	0	0	0
515	Prairie State	0	0	0	0	14	0	0	0	0	0
521	Rend Lake	0	0	0	0	0	0	0	0	0	0
537	Richland	0	0	0	0	0	0	0	0	0	19
511	Rock Valley	0	0	0	0	0	0	0	0	0	174
506	Sauk Valley	0	0	0	0	8	0	0	0	0	1
531	Shawnee	0	0	0	0	0	0	0	0	0	0
510	South Suburban	0	0	0	0	0	0	0	0	0	0
533	Southeastern Illinois	0	0	0	0	0	0	0	0	0	0
522	Southwestern Illinois	0	0	0	0	5	0	0	0	0	135
534	Spoon River	0	0	0	0	8	0	0	0	0	0
504	Triton	0	0	0	0	0	0	0	0	0	0
516	Waubonsee	0	0	0	0	20	0	0	0	0	0
	TOTALS	63	54	15	31	443	19	80	39	164	498

*All Other Column includes CIP codes with less than 10 course section enrollments.

SOURCE OF DATA: ICCB Centralized Data System--Course Section Enrollment (SU/SR) Data



Illinois Community College Board
Table B-5
ANNUAL DUPLICATED COURSE SECTION ENROLLMENT IN CAREER AND TECHNICAL EDUCATION
BY INSTRUCTIONAL PROGRAM AND BY COLLEGE
FISCAL YEAR 2022

Dist. No.	District/College	Animation, Interactive Technology, Video Graphics, and Special Effects. 100304	Graphic and Printing Equipment Operator, General Production. 100305	Communications Technologies/Technicians and Support Services, Other. 109999	Computer and Information Sciences, General. 110101	Information Technology. 110103	Computer Programming/Programmer, General. 110201	Computer Programming, Specific Applications. 110202	Data Processing and Data Processing Technology/Technician. 110301	Information Science/Studies. 110401	Computer Systems Analysis/Analyst. 110501
503	Black Hawk	0	0	0	203	7	20	0	0	0	0
518	Carl Sandburg	0	0	0	0	1	0	0	0	0	0
508	City Colleges of Chicago	(0)	(0)	(0)	(0)	(256)	(1,947)	(0)	(0)	(0)	(0)
	Harold Washington	0	0	0	0	39	461	0	0	0	0
	Harry S Truman	0	0	0	0	0	136	0	0	0	0
	Kennedy-King	0	0	0	0	21	69	0	0	0	0
	Malcolm X	0	0	0	0	27	186	0	0	0	0
	Olive-Harvey	0	0	0	0	14	169	0	0	0	0
	Richard J. Daley	0	0	0	0	17	294	0	0	0	0
	Wilbur Wright	0	0	0	0	138	632	0	0	0	0
502	College of DuPage	281	0	19	66	26	2,261	220	0	0	85
532	College of Lake County	0	0	0	35	0	325	10	0	0	0
507	Danville Area	0	0	0	0	1	64	17	0	0	0
509	Elgin	0	0	0	0	0	131	0	0	0	0
512	Harper	0	41	0	0	266	222	0	0	0	0
540	Heartland	0	0	0	73	0	11	0	0	0	0
519	Highland	0	0	0	0	0	40	0	0	0	0
514	Illinois Central	0	0	0	0	0	95	31	0	0	2
529	Illinois Eastern	(0)	(0)	(0)	(0)	(6)	(56)	(0)	(0)	(0)	(0)
	Frontier	0	0	0	0	0	0	0	0	0	0
	Lincoln Trail	0	0	0	0	0	0	0	0	0	0
	Olney Central	0	0	0	0	6	56	0	0	0	0
	Wabash Valley	0	0	0	0	0	0	0	0	0	0
513	Illinois Valley	0	0	0	0	0	39	0	0	0	0
530	John A. Logan	0	0	0	0	11	0	0	0	0	0
539	John Wood	0	0	0	0	0	0	0	89	0	0
525	Joliet Junior	177	0	0	205	13	161	0	0	0	18
520	Kankakee	0	0	0	0	0	0	0	0	0	0
501	Kaskaskia	0	0	0	240	0	36	0	0	23	0
523	Kishwaukee	0	0	0	34	0	47	0	0	0	0
517	Lake Land	0	0	0	0	0	30	0	55	0	12
536	Lewis and Clark	0	0	0	0	0	0	0	4	0	0
526	Lincoln Land	0	0	0	0	0	113	0	0	0	23
528	McHenry County	99	0	0	243	0	69	46	0	0	0
524	Moraine Valley	77	0	0	0	0	289	23	0	0	0
527	Morton	0	0	0	0	15	12	0	0	0	5
535	Oakton	0	0	0	0	0	44	11	12	0	8
505	Parkland	0	0	0	0	0	223	0	0	0	0
515	Prairie State	6	0	0	0	0	25	14	0	0	0
521	Rend Lake	0	0	0	0	0	5	0	0	0	0
537	Richland	0	0	0	0	0	23	0	0	0	0
511	Rock Valley	0	0	0	0	0	605	14	0	0	0
506	Sauk Valley	0	0	0	0	0	2	0	0	0	0
531	Shawnee	0	0	0	0	0	0	0	0	0	0
510	South Suburban	0	0	0	0	0	36	0	0	0	0
533	Southeastern Illinois	0	0	0	0	0	0	0	0	0	11
522	Southwestern Illinois	36	0	0	0	0	304	0	0	0	0
534	Spoon River	0	0	0	0	0	0	0	0	0	0
504	Triton	0	0	0	0	0	20	0	0	0	0
516	Waubonsee	0	0	0	0	0	209	0	0	0	0
	TOTALS	676	41	19	1,099	602	7,464	386	160	23	164

*All Other Column includes CIP codes with less than 10 course section enrollments.

SOURCE OF DATA: ICCB Centralized Data System--Course Section Enrollment (SU/SR) Data



Illinois Community College Board
Table B-5
ANNUAL DUPLICATED COURSE SECTION ENROLLMENT IN CAREER AND TECHNICAL EDUCATION
BY INSTRUCTIONAL PROGRAM AND BY COLLEGE
FISCAL YEAR 2022

Dist. No.	District/College	Data Entry/Microcomputer Applications, General. 110601	Word Processing. 110602	Web Page, Digital/Multimedia and Information Resources Design. 110801	Data Modeling/Warehousing and Database Administration. 110802	Computer Graphics. 110803	Computer Systems Networking and Telecommunications. 110901	Network and System Administration/Administrator. 111001	System, Networking, and LAN/WAN Management/Manager. 111002	Computer and Information Systems Security/Auditing/Information Assurance. 111003	Web/Multimedia Management and Webmaster. 111004
503	Black Hawk	0	0	22	10	0	9	0	0	0	0
518	Carl Sandburg	4	0	0	12	0	35	0	0	3	0
508	City Colleges of Chicago	(0)	(0)	(298)	(12)	(0)	(190)	(0)	(0)	(199)	(0)
	Harold Washington	0	0	112	0	0	0	0	0	0	0
	Harry S Truman	0	0	17	0	0	36	0	0	15	0
	Kennedy-King	0	0	0	0	0	0	0	0	10	0
	Malcolm X	0	0	0	0	0	0	0	0	12	0
	Olive-Harvey	0	0	0	0	0	15	0	0	41	0
	Richard J. Daley	0	0	80	4	0	44	0	0	35	0
	Wilbur Wright	0	0	89	8	0	95	0	0	86	0
502	College of DuPage	9	0	17	256	0	563	0	114	92	0
532	College of Lake County	0	0	0	0	0	310	0	12	0	0
507	Danville Area	20	0	30	1	0	15	0	0	0	0
509	Elgin	449	51	0	0	1	62	0	0	94	0
512	Harper	0	0	39	68	0	125	68	0	11	39
540	Heartland	0	0	174	0	0	116	9	0	7	0
519	Highland	40	0	0	0	0	0	0	0	0	0
514	Illinois Central	0	0	82	12	0	253	0	0	25	0
529	Illinois Eastern	(0)	(0)	(0)	(0)	(0)	(0)	(0)	(0)	(13)	(0)
	Frontier	0	0	0	0	0	0	0	0	0	0
	Lincoln Trail	0	0	0	0	0	0	0	0	0	0
	Olney Central	0	0	0	0	0	0	0	0	13	0
	Wabash Valley	0	0	0	0	0	0	0	0	0	0
513	Illinois Valley	0	0	0	7	0	73	0	0	176	0
530	John A. Logan	74	0	0	5	0	12	0	0	20	0
539	John Wood	0	0	0	0	0	0	0	0	0	0
525	Joliet Junior	0	0	35	51	19	658	0	0	30	23
520	Kankakee	0	0	0	0	25	0	0	0	0	0
501	Kaskaskia	0	0	4	0	0	104	0	10	8	0
523	Kishwaukee	0	0	0	10	0	5	0	0	0	0
517	Lake Land	28	0	97	54	0	2	0	0	0	0
536	Lewis and Clark	0	0	0	4	0	43	0	0	0	0
526	Lincoln Land	0	0	0	12	0	195	0	0	5	0
528	McHenry County	0	0	169	20	39	169	0	0	0	0
524	Moraine Valley	0	0	1	66	79	750	0	25	168	0
527	Morton	0	0	21	16	0	0	0	0	0	0
535	Oakton	0	0	4	29	0	216	0	0	24	0
505	Parkland	81	0	46	41	0	52	0	0	0	0
515	Prairie State	0	0	43	22	0	4	0	0	10	0
521	Rend Lake	0	0	0	0	0	0	0	0	0	0
537	Richland	0	0	6	4	0	32	0	0	0	0
511	Rock Valley	0	0	12	0	0	29	0	0	12	0
506	Sauk Valley	0	1	0	2	0	10	0	0	8	4
531	Shawnee	12	0	0	0	0	67	0	0	2	0
510	South Suburban	8	0	0	0	0	0	0	0	0	0
533	Southeastern Illinois	59	0	0	0	0	9	0	0	0	0
522	Southwestern Illinois	0	0	5	45	0	60	0	0	186	35
534	Spoon River	0	0	0	0	0	9	0	0	0	0
504	Triton	0	0	0	0	0	50	0	9	17	0
516	Waubonsee	0	44	40	31	0	38	0	0	7	0
	TOTALS	784	96	1,145	790	163	4,265	77	170	1,117	101

*All Other Column includes CIP codes with less than 10 course section enrollments.

SOURCE OF DATA: ICCB Centralized Data System--Course Section Enrollment (SU/SR) Data



Illinois Community College Board
Table B-5
ANNUAL DUPLICATED COURSE SECTION ENROLLMENT IN CAREER AND TECHNICAL EDUCATION
BY INSTRUCTIONAL PROGRAM AND BY COLLEGE
FISCAL YEAR 2022

Dist. No.	District/College	Information Technology Project Management. 111005	Computer Support Specialist. 111006	Computer/Information Technology Services Administration and Management, Other. 111099	Computer and Information Sciences and Support Services, Other. 119999	Funeral Service and Mortuary Science, General. 120301	Cosmetology/Cosmetologist, General. 120401	Aesthetics/Esthetician and Skin Care Specialist. 120409	Salon/Beauty Salon Management/Manager. 120412	Baking and Pastry Arts/Baker/Pastry Chef. 120501	Bartending/Bartender. 120502
503	Black Hawk	0	0	0	0	0	0	0	0	0	0
518	Carl Sandburg	0	0	0	0	0	0	0	0	0	0
508	City Colleges of Chicago	(0)	(0)	(15)	(27)	(124)	(0)	(0)	(0)	(30)	(0)
	Harold Washington	0	0	0	0	0	0	0	0	0	0
	Harry S Truman	0	0	0	0	0	0	0	0	0	0
	Kennedy-King	0	0	0	0	0	0	0	0	30	0
	Malcolm X	0	0	0	0	124	0	0	0	0	0
	Olive-Harvey	0	0	0	0	0	0	0	0	0	0
	Richard J. Daley	0	0	15	0	0	0	0	0	0	0
	Wilbur Wright	0	0	0	27	0	0	0	0	0	0
502	College of DuPage	0	0	0	0	0	0	0	93	6	0
532	College of Lake County	0	0	0	0	0	0	0	0	0	0
507	Danville Area	0	0	0	0	0	0	0	0	0	0
509	Elgin	0	0	0	0	0	0	0	0	6	0
512	Harper	13	41	0	0	0	0	0	0	0	0
540	Heartland	0	0	0	0	0	0	0	0	0	0
519	Highland	0	0	0	0	0	0	0	0	0	0
514	Illinois Central	0	0	12	0	0	0	0	0	0	11
529	Illinois Eastern	(0)	(0)	(0)	(0)	(0)	(0)	(0)	(0)	(0)	(0)
	Frontier	0	0	0	0	0	0	0	0	0	0
	Lincoln Trail	0	0	0	0	0	0	0	0	0	0
	Olney Central	0	0	0	0	0	0	0	0	0	0
	Wabash Valley	0	0	0	0	0	0	0	0	0	0
513	Illinois Valley	0	0	0	0	0	0	0	0	0	0
530	John A. Logan	0	0	21	0	0	33	0	0	0	0
539	John Wood	0	0	0	0	0	0	0	0	0	0
525	Joliet Junior	0	0	0	0	0	0	0	0	29	0
520	Kankakee	0	0	0	0	0	0	0	0	0	0
501	Kaskaskia	14	0	0	0	0	0	0	0	0	0
523	Kishwaukee	0	34	0	0	0	0	0	0	0	0
517	Lake Land	0	0	0	0	0	0	0	0	0	0
536	Lewis and Clark	0	0	0	0	0	0	0	0	0	0
526	Lincoln Land	0	0	0	0	0	0	0	0	0	0
528	McHenry County	0	0	0	0	0	0	0	0	0	0
524	Moraine Valley	0	0	0	0	0	0	0	0	0	0
527	Morton	0	0	0	0	0	0	0	0	0	0
535	Oakton	0	0	19	0	0	0	0	0	0	0
505	Parkland	0	0	42	0	0	0	0	0	0	0
515	Prairie State	0	0	21	21	0	0	0	0	0	0
521	Rend Lake	0	17	0	0	0	0	14	0	0	0
537	Richland	0	0	0	0	0	0	0	0	0	0
511	Rock Valley	0	0	0	0	0	0	0	0	0	0
506	Sauk Valley	0	0	0	0	0	0	0	0	0	0
531	Shawnee	0	0	0	0	0	29	0	0	0	0
510	South Suburban	0	0	0	0	0	0	0	0	0	0
533	Southeastern Illinois	0	9	0	1	0	0	0	0	0	0
522	Southwestern Illinois	0	0	0	0	0	0	0	0	0	0
534	Spoon River	0	0	0	0	0	0	0	0	0	0
504	Triton	0	0	0	0	0	0	0	0	0	0
516	Waubonsee	0	0	0	0	0	0	0	0	0	0
	TOTALS	27	101	130	49	124	62	14	93	71	11

*All Other Column includes CIP codes with less than 10 course section enrollments.

SOURCE OF DATA: ICCB Centralized Data System--Course Section Enrollment (SU/SR) Data



Illinois Community College Board
Table B-5
ANNUAL DUPLICATED COURSE SECTION ENROLLMENT IN CAREER AND TECHNICAL EDUCATION
BY INSTRUCTIONAL PROGRAM AND BY COLLEGE
FISCAL YEAR 2022

Dist. No.	District/College	Culinary Arts/Chef Training. 120503	Restaurant, Culinary, and Catering Management/Manager. 120504	Food Service, Waiter/Waitress, and Dining Room Management/Manager. 120507	Culinary, Entertainment, and Personal Services, Other. 129999	Educational/Instructional Technology. 130501	Teaching English as a Second or Foreign Language/ESL Language Instructor. 131401	Teacher Assistant/Aide. 131501	Mechatronics, Robotics, and Automation Engineering. 144201	Engineering Technologies/Technicians, General. 150000	Architectural Engineering Technologies/Technicians. 150101
503	Black Hawk	0	0	0	0	0	0	0	0	0	0
518	Carl Sandburg	0	0	0	0	0	0	0	0	0	0
508	City Colleges of Chicago	(34)	(92)	(0)	(0)	(0)	(299)	(8)	(0)	(0)	(0)
	Harold Washington	0	0	0	0	0	0	0	0	0	0
	Harry S Truman	0	0	0	0	0	299	8	0	0	0
	Kennedy-King	34	92	0	0	0	0	0	0	0	0
	Malcolm X	0	0	0	0	0	0	0	0	0	0
	Olive-Harvey	0	0	0	0	0	0	0	0	0	0
	Richard J. Daley	0	0	0	0	0	0	0	0	0	0
	Wilbur Wright	0	0	0	0	0	0	0	0	0	0
502	College of DuPage	52	182	0	25	0	0	18	0	11	101
532	College of Lake County	0	21	0	0	0	0	0	0	0	0
507	Danville Area	0	0	0	0	0	0	0	5	2	0
509	Elgin	0	104	0	0	0	0	3	0	0	0
512	Harper	0	51	0	0	0	0	0	0	0	0
540	Heartland	0	0	0	0	0	0	0	0	0	0
519	Highland	0	0	0	0	0	0	0	0	0	0
514	Illinois Central	0	48	0	0	0	0	0	0	0	0
529	Illinois Eastern	(0)	(0)	(0)	(0)	(0)	(0)	(0)	(0)	(0)	(0)
	Frontier	0	0	0	0	0	0	0	0	0	0
	Lincoln Trail	0	0	0	0	0	0	0	0	0	0
	Olney Central	0	0	0	0	0	0	0	0	0	0
	Wabash Valley	0	0	0	0	0	0	0	0	0	0
513	Illinois Valley	0	0	0	0	14	0	0	0	0	0
530	John A. Logan	0	0	0	0	0	0	0	0	0	0
539	John Wood	0	0	0	0	11	0	0	0	0	0
525	Joliet Junior	104	87	26	9	0	0	0	0	10	4
520	Kankakee	0	0	0	0	0	0	0	0	0	0
501	Kaskaskia	18	0	0	0	0	0	0	0	0	0
523	Kishwaukee	0	0	0	2	0	0	0	4	0	0
517	Lake Land	0	13	0	0	0	0	0	0	0	0
536	Lewis and Clark	0	0	0	0	0	0	0	0	0	0
526	Lincoln Land	0	0	0	0	0	0	0	0	0	0
528	McHenry County	0	0	0	0	0	0	0	0	54	0
524	Moraine Valley	0	36	0	0	0	0	22	0	0	0
527	Morton	0	0	0	0	0	0	0	0	0	0
535	Oakton	0	0	0	0	0	0	0	0	0	0
505	Parkland	0	0	0	0	0	0	7	0	0	0
515	Prairie State	0	0	0	0	0	0	0	0	0	0
521	Rend Lake	0	33	0	0	0	0	0	0	0	0
537	Richland	0	5	7	0	0	0	0	0	0	0
511	Rock Valley	0	0	0	0	0	0	0	45	0	0
506	Sauk Valley	0	0	0	0	0	0	0	0	0	0
531	Shawnee	0	0	0	0	0	0	0	0	0	0
510	South Suburban	0	0	0	0	0	0	13	0	0	0
533	Southeastern Illinois	0	0	0	0	0	0	0	0	0	0
522	Southwestern Illinois	0	31	0	0	0	0	0	0	0	0
534	Spoon River	0	0	0	0	0	0	0	0	0	0
504	Triton	0	0	0	0	0	0	0	0	0	0
516	Waubonsee	0	0	0	0	0	0	0	0	0	0
	TOTALS	208	703	33	36	25	299	71	54	77	105

*All Other Column includes CIP codes with less than 10 course section enrollments.

SOURCE OF DATA: ICCB Centralized Data System--Course Section Enrollment (SU/SR) Data



Illinois Community College Board
Table B-5
ANNUAL DUPLICATED COURSE SECTION ENROLLMENT IN CAREER AND TECHNICAL EDUCATION
BY INSTRUCTIONAL PROGRAM AND BY COLLEGE
FISCAL YEAR 2022

Dist. No.	District/College	Civil Engineering Technologies/Technicians. 150201	Electrical, Electronic, and Communications Engineering Technology/Technician. 150303	Laser and Optical Technology/Technician. 150304	Biomedical Technology/Technician. 150401	Electromechanical/Electrome- chanical Engineering Technology/Technician. 150403	Robotics Technology/Technician. 150405	Automation Engineer Technology/Technician. 150406	Electromechanical Technologies/Technicians, Other. 150499	Metallurgical Technology/Technician. 150611	Industrial Technology/Technician. 150612
503	Black Hawk	3	0	0	0	0	0	0	0	0	0
518	Carl Sandburg	0	0	0	0	0	0	0	0	0	0
508	City Colleges of Chicago	(0)	(0)	(0)	(0)	(0)	(0)	(0)	(0)	(0)	(0)
	Harold Washington	0	0	0	0	0	0	0	0	0	0
	Harry S Truman	0	0	0	0	0	0	0	0	0	0
	Kennedy-King	0	0	0	0	0	0	0	0	0	0
	Malcolm X	0	0	0	0	0	0	0	0	0	0
	Olive-Harvey	0	0	0	0	0	0	0	0	0	0
	Richard J. Daley	0	0	0	0	0	0	0	0	0	0
	Wilbur Wright	0	0	0	0	0	0	0	0	0	0
502	College of DuPage	0	40	0	4	1	0	24	0	0	0
532	College of Lake County	5	0	0	0	0	0	0	0	0	0
507	Danville Area	0	0	0	0	0	0	0	0	0	0
509	Elgin	0	0	0	0	0	0	0	0	8	0
512	Harper	0	214	28	0	21	0	0	71	0	0
540	Heartland	0	0	0	0	0	0	0	0	0	48
519	Highland	0	0	0	0	0	0	0	0	0	0
514	Illinois Central	0	0	0	0	0	0	0	0	0	0
529	Illinois Eastern	(0)	(0)	(0)	(0)	(0)	(0)	(0)	(6)	(0)	(0)
	Frontier	0	0	0	0	0	0	0	0	0	0
	Lincoln Trail	0	0	0	0	0	0	0	0	0	0
	Olney Central	0	0	0	0	0	0	0	6	0	0
	Wabash Valley	0	0	0	0	0	0	0	0	0	0
513	Illinois Valley	0	0	0	0	0	0	0	0	0	0
530	John A. Logan	0	0	0	0	0	0	0	0	0	0
539	John Wood	0	0	0	0	0	0	0	19	3	0
525	Joliet Junior	0	9	0	71	0	0	0	0	16	0
520	Kankakee	0	0	0	0	0	0	0	0	0	0
501	Kaskaskia	0	23	0	0	0	0	0	0	0	0
523	Kishwaukee	0	0	0	0	0	0	0	0	0	0
517	Lake Land	11	3	0	0	0	16	0	0	0	0
536	Lewis and Clark	0	0	0	0	0	0	0	0	0	0
526	Lincoln Land	0	0	0	0	0	0	0	0	0	0
528	McHenry County	0	0	0	0	0	0	0	0	0	0
524	Moraine Valley	0	24	0	0	10	0	39	11	0	0
527	Morton	0	0	0	0	0	0	0	0	0	0
535	Oakton	0	6	0	0	0	0	0	10	0	0
505	Parkland	0	0	0	0	0	0	0	0	0	0
515	Prairie State	0	0	0	0	0	0	0	2	9	0
521	Rend Lake	0	0	0	0	0	0	0	0	0	0
537	Richland	0	0	0	0	0	0	0	0	0	0
511	Rock Valley	0	0	0	0	0	0	0	0	0	0
506	Sauk Valley	0	0	0	0	0	0	0	0	0	0
531	Shawnee	0	0	0	0	0	0	0	0	0	0
510	South Suburban	0	0	0	0	0	0	0	0	0	0
533	Southeastern Illinois	0	0	0	0	0	0	0	0	0	0
522	Southwestern Illinois	7	0	0	0	0	0	0	0	38	0
534	Spoon River	0	0	0	0	0	0	0	0	0	0
504	Triton	0	0	0	0	0	0	0	0	0	0
516	Waubonsee	0	0	0	0	0	0	0	0	0	0
	TOTALS	26	319	28	75	32	16	63	119	74	48

*All Other Column includes CIP codes with less than 10 course section enrollments.

SOURCE OF DATA: ICCB Centralized Data System--Course Section Enrollment (SU/SR) Data



Illinois Community College Board
Table B-5
ANNUAL DUPLICATED COURSE SECTION ENROLLMENT IN CAREER AND TECHNICAL EDUCATION
BY INSTRUCTIONAL PROGRAM AND BY COLLEGE
FISCAL YEAR 2022

Dist. No.	District/College	Manufacturing Engineering Technology/Technician. 150613	Occupational Safety and Health Technology/Technician. 150701	Quality Control Technology/Technician. 150702	Mechanical/Mechanical Engineering Technology/Technician. 150805	Petroleum Technology/Technician. 150903	Computer Engineering Technology/Technician. 151201	Computer Hardware Technology/Technician. 151203	Computer Software Technology/Technician. 151204	Drafting and Design Technology/Technician, General. 151301	CAD/CADD Drafting and/or Design Technology/Technician. 151302
503	Black Hawk	0	0	0	0	0	0	0	0	0	0
518	Carl Sandburg	5	11	0	0	0	0	0	0	0	0
508	City Colleges of Chicago	(0)	(0)	(0)	(0)	(0)	(0)	(0)	(0)	(10)	(13)
	Harold Washington	0	0	0	0	0	0	0	0	0	0
	Harry S Truman	0	0	0	0	0	0	0	0	10	13
	Kennedy-King	0	0	0	0	0	0	0	0	0	0
	Malcolm X	0	0	0	0	0	0	0	0	0	0
	Olive-Harvey	0	0	0	0	0	0	0	0	0	0
	Richard J. Daley	0	0	0	0	0	0	0	0	0	0
	Wilbur Wright	0	0	0	0	0	0	0	0	0	0
502	College of DuPage	16	87	23	0	0	0	112	74	108	241
532	College of Lake County	82	0	0	0	0	0	0	0	0	18
507	Danville Area	0	3	0	0	0	0	0	0	0	0
509	Elgin	0	0	0	0	0	0	0	0	81	146
512	Harper	27	0	19	0	0	21	0	0	0	6
540	Heartland	6	0	0	0	0	0	0	0	0	17
519	Highland	0	0	0	0	0	0	0	0	0	0
514	Illinois Central	0	0	0	0	0	0	43	0	18	0
529	Illinois Eastern	(1)	(22)	(6)	(0)	(0)	(0)	(0)	(0)	(0)	(0)
	Frontier	0	0	0	0	0	0	0	0	0	0
	Lincoln Trail	1	0	6	0	0	0	0	0	0	0
	Olney Central	0	22	0	0	0	0	0	0	0	0
	Wabash Valley	0	0	0	0	0	0	0	0	0	0
513	Illinois Valley	0	5	0	0	0	0	0	0	0	14
530	John A. Logan	0	0	0	0	0	0	0	0	0	0
539	John Wood	13	0	0	0	0	0	0	0	0	0
525	Joliet Junior	9	27	0	0	0	3	0	0	21	56
520	Kankakee	0	0	0	0	0	0	0	0	0	0
501	Kaskaskia	17	12	1	0	0	0	0	0	8	0
523	Kishwaukee	0	0	8	0	0	0	0	0	0	0
517	Lake Land	0	60	0	0	0	16	8	0	22	55
536	Lewis and Clark	0	0	0	0	16	0	0	0	0	0
526	Lincoln Land	0	0	0	0	0	0	0	0	0	0
528	McHenry County	50	0	26	11	0	0	0	0	65	36
524	Moraine Valley	0	0	0	3	0	20	0	0	1	33
527	Morton	0	0	0	0	0	0	0	0	0	0
535	Oakton	42	0	0	7	0	0	5	0	0	160
505	Parkland	0	0	0	0	0	0	0	0	0	0
515	Prairie State	0	0	0	0	0	0	0	0	0	0
521	Rend Lake	0	0	0	0	0	0	11	0	0	0
537	Richland	0	0	0	0	0	0	0	0	31	0
511	Rock Valley	0	0	0	0	0	0	0	0	0	0
506	Sauk Valley	0	0	0	0	0	0	0	0	0	0
531	Shawnee	0	0	0	0	0	0	0	0	0	0
510	South Suburban	0	0	0	0	0	0	0	0	0	0
533	Southeastern Illinois	0	0	0	0	0	0	0	0	0	0
522	Southwestern Illinois	0	23	0	0	0	0	0	0	0	0
534	Spoon River	0	0	0	0	0	0	0	0	0	0
504	Triton	0	0	0	0	0	0	0	0	0	0
516	Waubonsee	<u>105</u>	<u>0</u>	<u>0</u>	<u>0</u>	<u>0</u>	<u>0</u>	<u>0</u>	<u>0</u>	<u>0</u>	<u>15</u>
	TOTALS	373	250	83	21	16	60	179	74	365	810

*All Other Column includes CIP codes with less than 10 course section enrollments.

SOURCE OF DATA: ICCB Centralized Data System--Course Section Enrollment (SU/SR) Data



Illinois Community College Board
Table B-5
ANNUAL DUPLICATED COURSE SECTION ENROLLMENT IN CAREER AND TECHNICAL EDUCATION
BY INSTRUCTIONAL PROGRAM AND BY COLLEGE
FISCAL YEAR 2022

Dist. No.	District/College	Architectural Drafting and Architectural CAD/CADD. 151303	Civil Drafting and Civil Engineering CAD/CADD. 151304	Electrical/Electronics Drafting and Electrical/Electronics CAD/CADD. 151305	Mechanical Drafting and Mechanical Drafting CAD/CADD. 151306	Engineering Design. 151502	Energy Systems Technology/Technician. 151701	Engineering/Engineering- Related Technologies/Technicians, Other. 159999	Language Interpretation and Translation. 160103	American Sign Language (ASL). 161601	Sign Language Interpretation and Translation. 161603
503	Black Hawk	0	0	0	0	0	0	0	0	0	0
518	Carl Sandburg	11	0	0	0	0	0	0	0	0	0
508	City Colleges of Chicago	(275)	(0)	(0)	(0)	(0)	(0)	(0)	(0)	(0)	(0)
	Harold Washington	241	0	0	0	0	0	0	0	0	0
	Harry S Truman	0	0	0	0	0	0	0	0	0	0
	Kennedy-King	0	0	0	0	0	0	0	0	0	0
	Malcolm X	0	0	0	0	0	0	0	0	0	0
	Olive-Harvey	0	0	0	0	0	0	0	0	0	0
	Richard J. Daley	0	0	0	0	0	0	0	0	0	0
	Wilbur Wright	34	0	0	0	0	0	0	0	0	0
502	College of DuPage	8	22	0	0	0	0	11	25	286	47
532	College of Lake County	9	0	0	0	0	0	0	0	0	0
507	Danville Area	0	0	0	0	0	0	0	0	0	0
509	Elgin	24	0	0	0	0	0	0	0	0	0
512	Harper	124	0	0	0	0	8	0	7	0	243
540	Heartland	0	0	0	0	0	0	0	0	0	0
519	Highland	0	0	0	0	0	0	0	0	0	0
514	Illinois Central	0	0	0	0	0	0	0	0	0	122
529	Illinois Eastern	(0)	(0)	(0)	(0)	(0)	(0)	(12)	(0)	(0)	(0)
	Frontier	0	0	0	0	0	0	0	0	0	0
	Lincoln Trail	0	0	0	0	0	0	0	0	0	0
	Olney Central	0	0	0	0	0	0	12	0	0	0
	Wabash Valley	0	0	0	0	0	0	0	0	0	0
513	Illinois Valley	0	13	0	0	0	0	0	0	0	0
530	John A. Logan	0	0	0	0	0	0	0	0	0	10
539	John Wood	0	0	21	0	0	0	0	0	0	0
525	Joliet Junior	0	0	0	0	0	0	16	0	0	0
520	Kankakee	0	0	0	0	0	0	0	0	0	0
501	Kaskaskia	0	0	0	0	0	0	0	0	0	0
523	Kishwaukee	0	0	0	0	0	0	0	0	0	0
517	Lake Land	0	2	0	0	0	0	2	0	0	0
536	Lewis and Clark	7	0	0	0	0	0	0	0	0	0
526	Lincoln Land	0	0	0	0	0	0	0	0	0	0
528	McHenry County	0	0	0	0	0	0	0	0	0	0
524	Moraine Valley	0	0	0	2	11	0	0	0	241	70
527	Morton	0	0	0	0	0	0	0	0	0	0
535	Oakton	0	0	0	0	0	9	0	0	0	0
505	Parkland	0	0	0	0	0	0	0	0	0	28
515	Prairie State	0	0	0	0	0	0	0	0	0	0
521	Rend Lake	0	0	0	0	0	0	0	0	0	0
537	Richland	0	0	0	0	0	0	0	0	0	0
511	Rock Valley	0	0	0	0	0	0	0	0	0	0
506	Sauk Valley	0	0	0	0	0	0	0	0	0	0
531	Shawnee	0	0	0	0	0	0	0	0	0	0
510	South Suburban	0	0	0	0	0	0	0	0	0	0
533	Southeastern Illinois	0	0	0	0	0	0	0	0	0	0
522	Southwestern Illinois	0	0	0	24	0	0	0	0	0	0
534	Spoon River	0	0	0	0	0	0	0	0	0	0
504	Triton	0	0	0	0	0	0	0	0	0	0
516	Waubonsee	0	0	0	0	0	0	0	0	0	27
	TOTALS	458	37	21	26	11	17	41	32	527	547

*All Other Column includes CIP codes with less than 10 course section enrollments.

SOURCE OF DATA: ICCB Centralized Data System--Course Section Enrollment (SU/SR) Data



Illinois Community College Board
Table B-5
ANNUAL DUPLICATED COURSE SECTION ENROLLMENT IN CAREER AND TECHNICAL EDUCATION
BY INSTRUCTIONAL PROGRAM AND BY COLLEGE
FISCAL YEAR 2022

Dist. No.	District/College	Family and Consumer Sciences/Human Sciences, General 190101	Foods, Nutrition, and Wellness Studies, General 190501	Human Nutrition. 190504	Housing and Human Environments, Other. 190699	Human Development and Family Studies, General 190701	Child Development. 190706	Child Care and Support Services Management 190708	Child Care Provider/Assistant 190709	Apparel and Textiles, General 190901	Fashion and Fabric Consultant. 190906
503	Black Hawk	0	0	0	0	0	12	3	79	0	0
518	Carl Sandburg	0	0	0	0	0	0	0	0	0	0
508	City Colleges of Chicago	(0)	(0)	(0)	(0)	(9)	(0)	(21)	(2,224)	(0)	(0)
	Harold Washington	0	0	0	0	0	0	10	514	0	0
	Harry S Truman	0	0	0	0	9	0	0	493	0	0
	Kennedy-King	0	0	0	0	0	0	0	183	0	0
	Malcolm X	0	0	0	0	0	0	0	357	0	0
	Olive-Harvey	0	0	0	0	0	0	0	40	0	0
	Richard J. Daley	0	0	0	0	0	0	11	637	0	0
	Wilbur Wright	0	0	0	0	0	0	0	0	0	0
502	College of DuPage	0	0	143	11	0	0	46	210	30	24
532	College of Lake County	0	0	0	0	0	10	34	34	0	0
507	Danville Area	0	0	0	0	0	0	0	17	0	0
509	Elgin	0	0	0	0	0	0	1	279	0	0
512	Harper	0	0	0	6	0	0	10	158	16	0
540	Heartland	0	0	0	0	0	0	2	143	0	0
519	Highland	0	0	0	0	0	0	5	25	0	0
514	Illinois Central	0	0	0	0	0	0	0	0	0	0
529	Illinois Eastern	(0)	(0)	(0)	(0)	(0)	(31)	(0)	(159)	(0)	(0)
	Frontier	0	0	0	0	0	0	0	0	0	0
	Lincoln Trail	0	0	0	0	0	0	0	0	0	0
	Olney Central	0	0	0	0	0	0	0	0	0	0
	Wabash Valley	0	0	0	0	0	31	0	159	0	0
513	Illinois Valley	0	0	0	0	0	12	3	42	0	0
530	John A. Logan	0	0	0	0	0	0	7	65	0	0
539	John Wood	0	0	0	0	0	0	0	16	0	0
525	Joliet Junior	1,262	0	0	0	0	0	15	248	0	0
520	Kankakee	0	0	0	0	0	0	4	23	0	0
501	Kaskaskia	0	0	0	0	24	11	17	178	0	0
523	Kishwaukee	0	0	0	0	0	0	0	54	0	0
517	Lake Land	0	0	0	0	0	0	24	87	0	0
536	Lewis and Clark	0	0	0	0	0	0	0	5	0	0
526	Lincoln Land	0	33	0	0	0	0	0	0	0	0
528	McHenry County	0	0	0	0	0	0	13	52	0	0
524	Moraine Valley	0	0	0	0	0	0	0	341	0	0
527	Morton	0	0	0	0	0	0	30	172	0	0
535	Oakton	0	0	0	0	0	0	19	319	0	0
505	Parkland	0	0	12	0	0	0	7	34	0	0
515	Prairie State	0	0	0	0	0	4	19	76	0	0
521	Rend Lake	0	0	0	0	0	0	16	161	0	0
537	Richland	0	0	0	0	0	0	0	47	0	0
511	Rock Valley	0	0	0	0	0	0	0	189	0	0
506	Sauk Valley	0	0	0	0	0	0	0	28	0	0
531	Shawnee	0	0	0	0	0	0	0	0	0	0
510	South Suburban	0	0	0	0	0	0	0	0	0	0
533	Southeastern Illinois	0	0	0	0	0	0	0	0	0	0
522	Southwestern Illinois	0	0	0	0	0	0	12	79	0	0
534	Spoon River	0	0	0	0	0	0	0	63	0	0
504	Triton	0	0	0	0	0	0	0	0	0	0
516	Waubonsee	0	0	0	0	0	0	47	259	0	0
	TOTALS	1,262	33	155	17	33	80	355	5,866	46	24

*All Other Column includes CIP codes with less than 10 course section enrollments.

SOURCE OF DATA: ICCB Centralized Data System--Course Section Enrollment (SU/SR) Data



Illinois Community College Board
Table B-5
ANNUAL DUPLICATED COURSE SECTION ENROLLMENT IN CAREER AND TECHNICAL EDUCATION
BY INSTRUCTIONAL PROGRAM AND BY COLLEGE
FISCAL YEAR 2022

Dist. No.	District/College	Family and Consumer Sciences/Human Sciences, Other. 199999	Legal Administrative Assistant/Secretary. 220301	Legal Assistant/Paralegal. 220302	Court Reporting and Captioning/Court Reporter. 220303	Writing, General. 231301	Professional, Technical, Business, and Scientific Writing. 231303	Rhetoric and Composition. 231304	Orientation Courses (Cross to 24.0199 for IPEDS) 240105	Library and Archives Assisting. 250301	Library Science, Other. 259999
503	Black Hawk	5	0	0	0	66	17	27	12	0	0
518	Carl Sandburg	0	0	0	0	0	24	7	0	0	0
508	City Colleges of Chicago	(54)	(0)	(666)	(0)	(12)	(43)	(235)	(3)	(15)	(1)
	Harold Washington	7	0	145	0	0	0	127	3	0	0
	Harry S Truman	0	0	0	0	0	0	0	0	0	0
	Kennedy-King	7	0	0	0	12	14	0	0	0	0
	Malcolm X	23	0	0	0	0	0	80	0	0	0
	Olive-Harvey	0	0	0	0	0	0	28	0	0	0
	Richard J. Daley	17	0	0	0	0	0	0	0	0	0
	Wilbur Wright	0	0	521	0	0	29	0	0	15	1
502	College of DuPage	47	0	421	0	0	23	0	0	271	57
532	College of Lake County	18	0	102	0	122	44	22	24	0	0
507	Danville Area	0	0	0	0	50	13	0	0	0	0
509	Elgin	0	0	185	0	0	387	0	0	0	0
512	Harper	6	0	267	0	190	116	0	0	0	0
540	Heartland	1	0	0	0	0	0	0	0	0	0
519	Highland	0	0	0	0	0	0	0	0	0	0
514	Illinois Central	0	0	165	0	0	0	0	43	32	0
529	Illinois Eastern	(0)	(0)	(0)	(0)	(29)	(19)	(0)	(74)	(0)	(0)
	Frontier	0	0	0	0	0	0	0	0	0	0
	Lincoln Trail	0	0	0	0	3	0	0	0	0	0
	Olney Central	0	0	0	0	26	19	0	73	0	0
	Wabash Valley	0	0	0	0	0	0	0	1	0	0
513	Illinois Valley	0	0	0	0	40	0	0	25	0	0
530	John A. Logan	14	7	0	0	11	0	0	0	0	0
539	John Wood	0	0	0	0	0	44	0	0	0	0
525	Joliet Junior	0	0	0	0	0	153	0	0	11	0
520	Kankakee	3	0	28	0	0	47	0	0	0	0
501	Kaskaskia	0	12	0	0	0	12	0	20	7	0
523	Kishwaukee	0	0	0	0	0	0	0	35	0	0
517	Lake Land	0	0	0	144	46	105	0	45	0	0
536	Lewis and Clark	0	2	209	0	0	3	0	11	0	0
526	Lincoln Land	0	0	0	0	0	0	0	0	0	0
528	McHenry County	0	0	76	0	121	0	0	0	0	0
524	Moraine Valley	0	0	99	0	0	68	0	0	0	0
527	Morton	0	0	0	0	0	39	0	0	0	0
535	Oakton	10	0	56	0	0	9	4	0	0	0
505	Parkland	0	0	0	0	0	17	74	12	0	0
515	Prairie State	0	0	0	0	0	19	0	17	0	0
521	Rend Lake	0	0	0	0	0	0	0	9	0	0
537	Richland	0	0	0	0	0	0	0	0	0	0
511	Rock Valley	0	0	0	0	0	0	0	42	0	0
506	Sauk Valley	0	0	0	0	0	6	0	0	0	0
531	Shawnee	0	0	0	0	0	3	0	0	0	0
510	South Suburban	27	9	12	0	5	0	0	0	0	0
533	Southeastern Illinois	0	0	0	0	0	0	0	0	0	0
522	Southwestern Illinois	0	0	55	0	0	83	0	0	0	0
534	Spoon River	0	0	0	0	0	0	0	0	0	0
504	Triton	0	0	0	0	0	96	0	0	0	0
516	Waubonsee	0	0	0	0	0	102	0	0	0	0
	TOTALS	185	30	2,341	144	692	1,492	369	372	336	58

*All Other Column includes CIP codes with less than 10 course section enrollments.

SOURCE OF DATA: ICCB Centralized Data System--Course Section Enrollment (SU/SR) Data



Illinois Community College Board
Table B-5
ANNUAL DUPLICATED COURSE SECTION ENROLLMENT IN CAREER AND TECHNICAL EDUCATION
BY INSTRUCTIONAL PROGRAM AND BY COLLEGE
FISCAL YEAR 2022

Dist. No.	District/College	Biology/Biological Sciences, General. 260101	Anatomy. 260403	Pathology/Experimental Pathology. 260910	Pharmacology. 261001	Applied Mathematics, General. 270301	Statistics, General. 270501	Mathematics and Statistics. 270503	Sports, Kinesiology, and Physical Education/Fitness, General. 310501	Career Exploration/Awareness Skills. 320107	Philosophy. 380101
503	Black Hawk	0	0	0	15	70	18	0	0	0	0
518	Carl Sandburg	0	9	0	16	17	0	0	0	0	0
508	City Colleges of Chicago	(38)	(47)	(60)	(75)	(184)	(0)	(0)	(0)	(0)	(0)
	Harold Washington	0	0	0	0	116	0	0	0	0	0
	Harry S Truman	0	0	0	0	0	0	0	0	0	0
	Kennedy-King	0	0	0	0	68	0	0	0	0	0
	Malcolm X	38	47	60	75	0	0	0	0	0	0
	Olive-Harvey	0	0	0	0	0	0	0	0	0	0
	Richard J. Daley	0	0	0	0	0	0	0	0	0	0
	Wilbur Wright	0	0	0	0	0	0	0	0	0	0
502	College of DuPage	0	0	11	0	534	0	0	0	0	0
532	College of Lake County	0	65	15	3	113	0	219	0	84	0
507	Danville Area	0	5	0	0	156	0	0	0	95	0
509	Elgin	0	0	0	0	127	0	0	21	0	0
512	Harper	0	0	136	262	193	0	0	0	0	0
540	Heartland	0	0	0	0	42	0	0	0	0	0
519	Highland	0	0	0	0	23	0	0	0	0	0
514	Illinois Central	0	23	62	0	0	0	0	0	0	0
529	Illinois Eastern	(0)	(12)	(0)	(14)	(42)	(0)	(0)	(0)	(0)	(0)
	Frontier	0	0	0	0	0	0	0	0	0	0
	Lincoln Trail	0	7	0	14	28	0	0	0	0	0
	Olney Central	0	5	0	0	14	0	0	0	0	0
	Wabash Valley	0	0	0	0	0	0	0	0	0	0
513	Illinois Valley	0	0	0	131	40	0	0	0	0	0
530	John A. Logan	0	0	0	0	62	0	0	0	0	0
539	John Wood	0	0	0	19	53	0	0	0	0	0
525	Joliet Junior	0	0	0	0	58	0	0	0	0	0
520	Kankakee	0	0	0	0	0	0	0	0	0	0
501	Kaskaskia	0	49	0	0	84	0	0	34	0	0
523	Kishwaukee	0	3	3	0	12	0	0	0	0	19
517	Lake Land	0	0	29	25	54	0	0	0	0	0
536	Lewis and Clark	0	0	0	12	113	0	0	0	0	0
526	Lincoln Land	0	0	0	0	59	0	0	0	0	0
528	McHenry County	0	0	0	136	154	0	0	0	0	71
524	Moraine Valley	0	0	11	116	178	0	0	57	0	0
527	Morton	0	0	0	0	4	0	0	0	0	0
535	Oakton	0	10	0	0	99	0	0	0	0	0
505	Parkland	0	0	0	0	90	0	0	0	0	0
515	Prairie State	0	0	0	0	19	0	0	0	0	0
521	Rend Lake	0	25	0	0	16	0	0	0	0	0
537	Richland	0	0	17	0	0	0	0	0	0	0
511	Rock Valley	0	0	0	13	0	0	0	15	105	0
506	Sauk Valley	0	0	0	0	40	0	0	0	0	0
531	Shawnee	0	0	0	1	0	0	0	0	0	0
510	South Suburban	0	0	15	0	0	0	0	0	0	0
533	Southeastern Illinois	0	0	0	0	45	0	0	0	0	0
522	Southwestern Illinois	0	0	49	237	70	0	0	0	0	0
534	Spoon River	0	0	0	26	9	0	0	0	0	0
504	Triton	0	0	0	0	112	0	0	0	0	0
516	Waubonsee	<u>22</u>	<u>0</u>	<u>0</u>	<u>0</u>	<u>77</u>	<u>0</u>	<u>0</u>	<u>0</u>	<u>0</u>	<u>66</u>
	TOTALS	60	248	408	1,101	2,949	18	219	127	284	156

*All Other Column includes CIP codes with less than 10 course section enrollments.

SOURCE OF DATA: ICCB Centralized Data System--Course Section Enrollment (SU/SR) Data



Illinois Community College Board
Table B-5
ANNUAL DUPLICATED COURSE SECTION ENROLLMENT IN CAREER AND TECHNICAL EDUCATION
BY INSTRUCTIONAL PROGRAM AND BY COLLEGE
FISCAL YEAR 2022

Dist. No.	District/College	Ethics. 380103	Physical Sciences, General. 400101	Physics, General. 400801	Chemical Process Technology. 410303	Psychology, General. 420101	Social Psychology. 422707	Corrections. 430102	Criminal Justice/Law Enforcement Administration. 430103	Criminal Justice/Police Science. 430107	Security and Loss Prevention Services. 430109
503	Black Hawk	0	0	0	0	0	0	3	0	48	0
518	Carl Sandburg	0	0	0	0	0	0	0	0	0	4
508	City Colleges of Chicago	(0)	(20)	(0)	(0)	(33)	(11)	(8)	(172)	(1,354)	(0)
	Harold Washington	0	0	0	0	0	0	0	0	419	0
	Harry S Truman	0	0	0	0	0	0	0	0	55	0
	Kennedy-King	0	0	0	0	0	11	8	19	126	0
	Malcolm X	0	20	0	0	33	0	0	0	14	0
	Olive-Harvey	0	0	0	0	0	0	0	16	129	0
	Richard J. Daley	0	0	0	0	0	0	0	54	276	0
	Wilbur Wright	0	0	0	0	0	0	0	83	335	0
502	College of DuPage	0	0	27	0	66	0	61	0	196	17
532	College of Lake County	70	0	0	0	0	0	0	6	65	0
507	Danville Area	11	0	0	0	0	0	22	0	38	0
509	Elgin	0	0	0	0	0	0	18	0	380	0
512	Harper	0	0	0	0	0	0	0	0	135	9
540	Heartland	0	0	0	0	0	0	0	0	0	0
519	Highland	0	0	0	0	0	0	0	0	0	0
514	Illinois Central	0	0	0	0	0	0	0	0	0	0
529	Illinois Eastern	(0)	(0)	(0)	(15)	(0)	(0)	(0)	(0)	(0)	(0)
	Frontier	0	0	0	0	0	0	0	0	0	0
	Lincoln Trail	0	0	0	15	0	0	0	0	0	0
	Olney Central	0	0	0	0	0	0	0	0	0	0
	Wabash Valley	0	0	0	0	0	0	0	0	0	0
513	Illinois Valley	0	0	0	0	0	0	0	0	34	0
530	John A. Logan	0	0	0	0	39	0	28	0	78	1
539	John Wood	0	0	0	0	109	0	0	0	68	0
525	Joliet Junior	0	0	0	0	0	0	0	0	60	0
520	Kankakee	0	0	0	0	0	0	0	0	0	0
501	Kaskaskia	0	0	0	0	0	0	22	0	121	15
523	Kishwaukee	0	0	0	0	0	0	12	0	187	0
517	Lake Land	0	0	0	0	0	0	18	9	148	0
536	Lewis and Clark	0	0	5	0	0	0	13	0	105	0
526	Lincoln Land	0	0	0	0	0	0	0	0	0	0
528	McHenry County	0	0	0	0	0	0	24	0	187	0
524	Moraine Valley	0	0	0	0	0	0	81	154	172	12
527	Morton	0	0	0	0	0	0	0	0	83	0
535	Oakton	0	0	57	0	33	0	0	7	205	42
505	Parkland	20	0	0	0	0	0	0	0	14	0
515	Prairie State	0	0	0	0	0	0	0	0	0	0
521	Rend Lake	117	0	0	0	25	0	43	0	0	12
537	Richland	0	0	56	0	0	0	0	0	63	0
511	Rock Valley	0	0	9	0	0	0	24	0	249	0
506	Sauk Valley	0	0	0	0	0	0	27	0	33	0
531	Shawnee	0	0	0	0	0	0	0	0	6	0
510	South Suburban	0	0	0	0	0	0	0	0	16	0
533	Southeastern Illinois	0	0	0	0	0	0	0	0	93	0
522	Southwestern Illinois	0	0	0	0	11	0	20	0	214	0
534	Spoon River	0	0	0	0	0	0	0	0	0	0
504	Triton	0	0	152	0	0	0	0	0	0	0
516	Waubonsee	0	0	0	0	0	0	0	0	0	0
	TOTALS	218	20	306	15	316	11	424	348	4,352	112

*All Other Column includes CIP codes with less than 10 course section enrollments.

SOURCE OF DATA: ICCB Centralized Data System--Course Section Enrollment (SU/SR) Data



Illinois Community College Board
Table B-5
ANNUAL DUPLICATED COURSE SECTION ENROLLMENT IN CAREER AND TECHNICAL EDUCATION
BY INSTRUCTIONAL PROGRAM AND BY COLLEGE
FISCAL YEAR 2022

FISCAL YEAR 2022											
Dist. No.	District/College	Corrections and Criminal Justice, Other. 430199	Fire Prevention and Safety Technology/Technician. 430201	Fire Services Administration. 430202	Fire Science/Fire-fighting. 430203	Fire Systems Technology. 430204	Homeland Security. 430301	Cyber/Computer Forensics and Counterterrorism. 430403	Forensic Science and Technology. Homeland Security, Law Enforcement, Firefighting and Related Protective Services, Other. 439999	440000	Human Services, General.
503	Black Hawk	0	0	0	0	0	0	0	0	6	0
518	Carl Sandburg	0	0	0	0	0	0	0	0	0	0
508	City Colleges of Chicago	(0)	(0)	(0)	(96)	(0)	(37)	(15)	(0)	(0)	(0)
	Harold Washington	0	0	0	0	0	0	0	0	0	0
	Harry S Truman	0	0	0	0	0	0	0	0	0	0
	Kennedy-King	0	0	0	0	0	22	0	0	0	0
	Malcolm X	0	0	0	96	0	0	0	0	0	0
	Olive-Harvey	0	0	0	0	0	0	0	0	0	0
	Richard J. Daley	0	0	0	0	0	15	0	0	0	0
	Wilbur Wright	0	0	0	0	0	0	15	0	0	0
502	College of DuPage	0	165	0	87	0	161	0	0	0	10
532	College of Lake County	0	0	0	0	0	9	0	0	0	11
507	Danville Area	0	0	0	0	0	0	0	0	0	0
509	Elgin	10	35	58	74	0	6	0	0	25	0
512	Harper	0	59	31	99	0	111	0	64	0	0
540	Heartland	0	0	0	0	0	0	0	0	0	0
519	Highland	0	0	0	0	0	0	0	0	0	0
514	Illinois Central	0	0	0	0	0	0	0	0	0	0
529	Illinois Eastern	(0)	(0)	(0)	(0)	(0)	(0)	(0)	(0)	(0)	(0)
	Frontier	0	0	0	0	0	0	0	0	0	0
	Lincoln Trail	0	0	0	0	0	0	0	0	0	0
	Olney Central	0	0	0	0	0	0	0	0	0	0
	Wabash Valley	0	0	0	0	0	0	0	0	0	0
513	Illinois Valley	0	0	0	0	0	0	0	0	0	0
530	John A. Logan	0	0	0	0	0	0	0	0	0	0
539	John Wood	0	32	31	22	0	10	0	0	0	0
525	Joliet Junior	0	11	7	33	27	0	0	0	0	0
520	Kankakee	0	0	0	0	0	0	0	0	0	0
501	Kaskaskia	0	0	0	0	0	0	0	39	0	0
523	Kishwaukee	0	0	0	0	0	0	0	0	0	0
517	Lake Land	0	0	0	0	0	0	0	0	0	0
536	Lewis and Clark	0	33	1	39	0	0	0	2	0	0
526	Lincoln Land	0	1	0	0	0	30	0	0	0	0
528	McHenry County	0	0	0	0	0	0	0	0	0	0
524	Moraine Valley	0	0	0	17	0	60	0	0	0	0
527	Morton	0	0	0	0	0	0	0	0	0	0
535	Oakton	0	17	0	60	0	0	0	0	0	0
505	Parkland	0	15	10	0	0	0	0	0	0	0
515	Prairie State	0	0	0	0	0	0	0	0	0	0
521	Rend Lake	0	0	0	0	0	0	0	0	0	0
537	Richland	0	0	0	0	0	0	0	0	0	0
511	Rock Valley	0	0	0	0	0	0	0	0	0	0
506	Sauk Valley	0	0	0	0	0	0	0	0	0	0
531	Shawnee	0	0	0	0	0	0	0	0	0	0
510	South Suburban	0	0	0	0	0	0	0	0	0	0
533	Southeastern Illinois	0	0	0	0	0	0	0	0	0	0
522	Southwestern Illinois	0	4	0	147	0	16	0	0	0	0
534	Spoon River	0	0	0	0	0	0	0	0	0	0
504	Triton	0	0	0	0	0	0	0	0	0	0
516	Waubonsee	0	0	0	0	0	0	0	0	0	0
	TOTALS	10	372	138	674	27	440	15	105	31	21

*All Other Column includes CIP codes with less than 10 course section enrollments.

SOURCE OF DATA: ICCB Centralized Data System--Course Section Enrollment (SU/SR) Data



Illinois Community College Board
Table B-5
ANNUAL DUPLICATED COURSE SECTION ENROLLMENT IN CAREER AND TECHNICAL EDUCATION
BY INSTRUCTIONAL PROGRAM AND BY COLLEGE
FISCAL YEAR 2022

Dist. No.	District/College	Social Work. 440701	Public Administration and Social Service Professions, Other. 449999	Geography. 450701	Sociology, General. 451101	Construction Trades, General. 460000	Carpentry/Carpenter. 460201	Electrician. 460302	Building/Home/Construction Inspection/Inspector. 460403	Building Construction Technology/Technician. 460415	Construction Trades, Other. 469999
503	Black Hawk	0	0	0	0	0	0	0	0	0	0
518	Carl Sandburg	0	0	0	0	0	0	0	0	0	0
508	City Colleges of Chicago	(136)	(9)	(0)	(0)	(0)	(0)	(0)	(0)	(0)	(0)
	Harold Washington	0	0	0	0	0	0	0	0	0	0
	Harry S Truman	0	0	0	0	0	0	0	0	0	0
	Kennedy-King	104	9	0	0	0	0	0	0	0	0
	Malcolm X	0	0	0	0	0	0	0	0	0	0
	Olive-Harvey	0	0	0	0	0	0	0	0	0	0
	Richard J. Daley	0	0	0	0	0	0	0	0	0	0
	Wilbur Wright	32	0	0	0	0	0	0	0	0	0
502	College of DuPage	271	56	32	0	0	55	0	48	0	0
532	College of Lake County	8	10	0	0	0	0	0	0	0	0
507	Danville Area	0	0	0	0	0	0	0	0	0	0
509	Elgin	101	66	0	15	0	0	0	0	0	0
512	Harper	0	0	0	0	0	0	0	0	0	0
540	Heartland	0	0	0	0	0	0	0	0	13	0
519	Highland	0	0	0	0	0	0	0	0	0	0
514	Illinois Central	0	0	0	0	0	0	0	0	0	0
529	Illinois Eastern	(0)	(0)	(0)	(0)	(0)	(0)	(0)	(0)	(0)	(0)
	Frontier	0	0	0	0	0	0	0	0	0	0
	Lincoln Trail	0	0	0	0	0	0	0	0	0	0
	Olney Central	0	0	0	0	0	0	0	0	0	0
	Wabash Valley	0	0	0	0	0	0	0	0	0	0
513	Illinois Valley	0	0	0	0	0	0	0	0	0	0
530	John A. Logan	0	0	0	0	0	0	0	0	0	0
539	John Wood	0	0	0	0	0	0	0	0	0	0
525	Joliet Junior	0	0	0	0	0	0	57	43	0	0
520	Kankakee	0	0	0	0	0	0	0	0	0	0
501	Kaskaskia	0	0	5	0	0	0	8	0	0	0
523	Kishwaukee	0	0	0	0	0	0	0	0	0	0
517	Lake Land	38	9	0	0	0	0	0	0	0	0
536	Lewis and Clark	0	0	0	0	0	0	0	0	0	0
526	Lincoln Land	0	0	0	0	0	0	0	0	0	0
528	McHenry County	0	0	0	0	29	0	0	0	0	37
524	Moraine Valley	37	0	0	0	0	0	0	0	0	0
527	Morton	0	0	0	0	0	0	0	0	0	0
535	Oakton	4	0	0	0	0	0	0	0	0	0
505	Parkland	0	0	0	13	0	0	0	0	0	0
515	Prairie State	0	0	0	0	0	0	7	0	0	0
521	Rend Lake	0	0	0	0	0	0	0	0	0	0
537	Richland	0	0	0	0	0	0	0	0	0	0
511	Rock Valley	0	0	0	0	0	0	0	0	0	0
506	Sauk Valley	0	0	0	0	0	0	12	0	0	0
531	Shawnee	21	0	0	0	12	0	0	0	0	0
510	South Suburban	0	0	0	0	0	6	0	0	0	0
533	Southeastern Illinois	0	0	0	0	0	0	0	0	0	0
522	Southwestern Illinois	0	0	0	0	10	30	8	19	0	0
534	Spoon River	0	0	0	0	0	0	0	0	0	0
504	Triton	0	0	0	0	0	0	0	0	0	0
516	Waubonsee	67	10	0	0	0	0	0	0	0	0
	TOTALS	683	160	37	28	51	91	92	110	13	37

*All Other Column includes CIP codes with less than 10 course section enrollments.

SOURCE OF DATA: ICCB Centralized Data System--Course Section Enrollment (SU/SR) Data



Illinois Community College Board
Table B-5
ANNUAL DUPLICATED COURSE SECTION ENROLLMENT IN CAREER AND TECHNICAL EDUCATION
BY INSTRUCTIONAL PROGRAM AND BY COLLEGE
FISCAL YEAR 2022

Dist. No.	District/College	Electrical/Electronics Equipment Installation and Repair Technology/Technician, General. 470101	Communications Systems Installation and Repair Technology/Technician. 470103	Computer Installation and Repair Technology/Technician. 470104	Industrial Electronics Technology/Technician. 470105	Electrical/Electronics Maintenance and Repair Technologies/Technicians, Other. 470199	Heating, Air Conditioning, Ventilation and Refrigeration Maintenance 470201	Autobody/Collision and Repair Technology/Technician. 470603	Automobile/Automotive Mechanics Technology/Technician. 470604	Diesel Mechanics Technology/Technician. 470605	Mechanic and Repair Technologies/Technicians, Other. 479999
503	Black Hawk	0	0	0	0	0	0	0	0	0	10
518	Carl Sandburg	0	0	6	0	0	0	0	0	0	0
508	City Colleges of Chicago	(0)	(0)	(0)	(0)	(0)	(77)	(42)	(61)	(15)	(0)
	Harold Washington	0	0	0	0	0	0	0	0	0	0
	Harry S Truman	0	0	0	0	0	0	0	15	0	0
	Kennedy-King	0	0	0	0	0	77	42	35	0	0
	Malcolm X	0	0	0	0	0	0	0	0	0	0
	Olive-Harvey	0	0	0	0	0	0	0	11	15	0
	Richard J. Daley	0	0	0	0	0	0	0	0	0	0
	Wilbur Wright	0	0	0	0	0	0	0	0	0	0
502	College of DuPage	0	13	311	0	0	2	0	0	0	25
532	College of Lake County	0	0	0	0	0	0	0	0	0	0
507	Danville Area	0	0	0	0	0	0	0	0	0	0
509	Elgin	0	0	26	0	0	58	0	0	0	70
512	Harper	23	8	0	0	0	0	0	0	0	0
540	Heartland	0	0	17	0	0	0	0	0	0	0
519	Highland	0	0	0	0	0	0	0	0	0	0
514	Illinois Central	0	0	0	0	0	0	0	19	0	0
529	Illinois Eastern	(0)	(6)	(0)	(0)	(0)	(16)	(0)	(0)	(0)	(0)
	Frontier	0	0	0	0	0	0	0	0	0	0
	Lincoln Trail	0	6	0	0	0	0	0	0	0	0
	Olney Central	0	0	0	0	0	16	0	0	0	0
	Wabash Valley	0	0	0	0	0	0	0	0	0	0
513	Illinois Valley	0	0	0	0	0	0	0	0	0	0
530	John A. Logan	0	0	31	0	0	0	0	0	0	0
539	John Wood	0	0	0	0	0	0	0	0	0	0
525	Joliet Junior	0	0	0	37	0	86	0	69	0	36
520	Kankakee	0	0	0	0	0	0	0	0	0	0
501	Kaskaskia	0	0	5	0	0	3	0	0	0	0
523	Kishwaukee	0	0	24	0	0	0	0	0	0	0
517	Lake Land	0	0	0	0	0	0	0	5	0	0
536	Lewis and Clark	0	0	39	0	0	0	0	3	0	0
526	Lincoln Land	0	0	0	0	0	0	0	0	0	0
528	McHenry County	0	0	0	0	0	0	0	0	0	0
524	Moraine Valley	0	0	0	0	0	105	0	0	0	0
527	Morton	0	0	0	0	0	0	0	0	0	0
535	Oakton	0	0	1	0	0	15	0	0	0	0
505	Parkland	0	0	0	0	0	0	0	0	0	1
515	Prairie State	0	0	0	0	18	0	0	0	0	0
521	Rend Lake	0	0	0	0	0	0	0	0	0	0
537	Richland	0	0	0	0	0	0	0	0	0	0
511	Rock Valley	0	0	0	0	0	0	0	0	0	0
506	Sauk Valley	0	0	0	0	0	0	0	0	0	0
531	Shawnee	0	0	0	0	0	0	0	0	0	0
510	South Suburban	0	0	0	0	0	0	0	0	0	0
533	Southeastern Illinois	0	0	0	0	0	0	0	0	0	0
522	Southwestern Illinois	0	0	0	0	0	23	0	0	0	8
534	Spoon River	0	0	14	0	0	0	0	0	0	0
504	Triton	0	0	87	0	0	0	0	0	0	0
516	Waubonsee	0	0	0	0	0	24	0	0	0	0
	TOTALS	23	27	561	37	18	409	42	157	15	150

*All Other Column includes CIP codes with less than 10 course section enrollments.

SOURCE OF DATA: ICCB Centralized Data System--Course Section Enrollment (SU/SR) Data



Illinois Community College Board
Table B-5
ANNUAL DUPLICATED COURSE SECTION ENROLLMENT IN CAREER AND TECHNICAL EDUCATION
BY INSTRUCTIONAL PROGRAM AND BY COLLEGE
FISCAL YEAR 2022

Dist. No.	District/College	Machine Tool Technology/Machinist. 480501	Machine Shop Technology/Assistant. 480503	Welding Technology/Welder. Computer 480508	Numerically Controlled (CNC) Machinist Technology/CNC 480510	Air Transportation, Other. 490199	Truck and Bus Driver/Commercial Vehicle Operator and Instructor. 490205	Design and Visual Communications, General. 500401	Commercial Photography. 500406	Fashion/Apparel Design. 500407	Interior Design. 500408
503	Black Hawk	0	0	50	0	0	0	0	0	0	0
518	Carl Sandburg	0	0	0	11	0	0	0	0	0	0
508	City Colleges of Chicago	(0)	0	(12)	(0)	(0)	(29)	(97)	(0)	(0)	(0)
	Harold Washington	0	0	0	0	0	0	97	0	0	0
	Harry S Truman	0	0	0	0	0	0	0	0	0	0
	Kennedy-King	0	0	12	0	0	0	0	0	0	0
	Malcolm X	0	0	0	0	0	0	0	0	0	0
	Olive-Harvey	0	0	0	0	0	29	0	0	0	0
	Richard J. Daley	0	0	0	0	0	0	0	0	0	0
	Wilbur Wright	0	0	0	0	0	0	0	0	0	0
502	College of DuPage	0	0	28	0	0	0	681	100	6	561
532	College of Lake County	0	0	0	0	0	0	0	0	0	0
507	Danville Area	0	0	0	0	0	0	5	0	0	0
509	Elgin	0	0	1	0	0	0	95	5	0	0
512	Harper	22	144	30	0	28	0	32	29	22	156
540	Heartland	0	0	0	0	0	0	0	0	0	0
519	Highland	0	0	0	0	0	0	0	0	0	0
514	Illinois Central	0	0	38	0	0	0	0	0	0	0
529	Illinois Eastern	(0)	(0)	(0)	(0)	(0)	(0)	(0)	(0)	(0)	(0)
	Frontier	0	0	0	0	0	0	0	0	0	0
	Lincoln Trail	0	0	0	0	0	0	0	0	0	0
	Olney Central	0	0	0	0	0	0	0	0	0	0
	Wabash Valley	0	0	0	0	0	0	0	0	0	0
513	Illinois Valley	0	0	0	0	0	10	0	0	0	0
530	John A. Logan	0	0	0	0	0	0	0	0	0	0
539	John Wood	0	0	17	0	0	0	0	0	0	0
525	Joliet Junior	0	0	61	0	0	0	55	0	0	64
520	Kankakee	0	0	0	0	0	0	0	0	0	0
501	Kaskaskia	0	0	0	0	0	0	0	0	0	0
523	Kishwaukee	0	0	13	0	0	0	0	0	0	0
517	Lake Land	0	0	0	0	0	0	14	0	0	0
536	Lewis and Clark	0	0	31	0	0	0	0	0	0	0
526	Lincoln Land	0	0	0	0	0	0	0	13	0	0
528	McHenry County	0	0	0	0	0	0	0	0	0	0
524	Moraine Valley	0	0	0	0	0	0	74	0	0	0
527	Morton	0	0	29	0	0	0	6	0	0	0
535	Oakton	0	8	0	0	0	0	2	4	0	0
505	Parkland	0	0	0	0	5	0	0	51	0	0
515	Prairie State	0	0	0	0	0	0	3	0	0	0
521	Rend Lake	0	0	0	0	0	0	0	0	0	0
537	Richland	0	0	0	0	0	0	15	1	0	0
511	Rock Valley	0	0	0	0	0	0	0	26	0	0
506	Sauk Valley	0	0	0	0	0	0	0	0	0	0
531	Shawnee	0	0	0	0	0	0	0	0	0	0
510	South Suburban	0	0	0	0	0	0	0	0	0	0
533	Southeastern Illinois	0	0	0	0	0	0	0	0	0	0
522	Southwestern Illinois	29	0	0	0	0	0	0	0	0	0
534	Spoon River	0	0	0	0	0	0	0	0	0	0
504	Triton	0	0	0	0	0	0	62	0	0	0
516	Waubonsee	0	0	0	0	0	0	0	12	0	0
	TOTALS	51	152	310	11	33	39	1,141	241	28	781

*All Other Column includes CIP codes with less than 10 course section enrollments.

SOURCE OF DATA: ICCB Centralized Data System--Course Section Enrollment (SU/SR) Data



Illinois Community College Board
Table B-5
ANNUAL DUPLICATED COURSE SECTION ENROLLMENT IN CAREER AND TECHNICAL EDUCATION
BY INSTRUCTIONAL PROGRAM AND BY COLLEGE
FISCAL YEAR 2022

Dist. No.	District/College	Graphic Design. 500409	Music, General. 500901	Visual and Performing Arts, Other. 509999	Health Services/Allied Health/Health Sciences, General. 510000	Speech-Language Pathology/Pathologist. 510203	Dental Assisting/Assistant. 510601	Dental Hygiene/Hygienist. 510602	Hospital and Health Care Facilities Administration/Management. 510702	Medical Office Management/Administration. 510705
503	Black Hawk	0	0	0	0	0	0	0	0	0
518	Carl Sandburg	0	0	0	134	0	0	412	0	0
508	City Colleges of Chicago	(0)	(18)	(17)	(363)	(0)	(0)	(378)	(4)	(0)
	Harold Washington	0	18	17	0	0	0	0	0	0
	Harry S Truman	0	0	0	0	0	0	0	0	0
	Kennedy-King	0	0	0	0	0	0	0	0	0
	Malcolm X	0	0	0	363	0	0	378	0	0
	Olive-Harvey	0	0	0	0	0	0	0	0	0
	Richard J. Daley	0	0	0	0	0	0	0	0	0
	Wilbur Wright	0	0	0	0	0	0	0	4	0
502	College of DuPage	0	0	16	0	175	0	24	111	0
532	College of Lake County	0	0	0	0	0	0	37	13	32
507	Danville Area	0	0	0	0	0	0	0	0	0
509	Elgin	0	0	3	0	0	1	0	0	0
512	Harper	55	0	0	0	0	0	0	0	80
540	Heartland	0	0	0	0	0	0	0	0	0
519	Highland	0	0	0	0	0	0	0	0	0
514	Illinois Central	0	0	0	0	0	0	0	0	0
529	Illinois Eastern	(0)	(0)	(0)	(0)	(0)	(0)	(0)	(0)	(9)
	Frontier	0	0	0	0	0	0	0	0	0
	Lincoln Trail	0	0	0	0	0	0	0	0	9
	Olney Central	0	0	0	0	0	0	0	0	0
	Wabash Valley	0	0	0	0	0	0	0	0	0
513	Illinois Valley	0	0	0	0	0	10	0	0	0
530	John A. Logan	0	0	0	0	0	0	0	0	0
539	John Wood	0	0	0	0	0	0	0	0	0
525	Joliet Junior	88	0	18	0	0	0	0	0	0
520	Kankakee	0	0	0	0	0	0	0	0	0
501	Kaskaskia	0	0	0	0	0	23	0	0	0
523	Kishwaukee	0	0	0	0	0	0	0	0	0
517	Lake Land	0	0	0	9	0	0	0	0	9
536	Lewis and Clark	0	0	0	0	0	0	20	0	0
526	Lincoln Land	112	0	0	0	0	0	0	0	0
528	McHenry County	23	0	0	0	0	0	0	0	0
524	Moraine Valley	8	0	0	343	0	0	0	0	0
527	Morton	0	0	0	0	0	0	0	0	0
535	Oakton	2	0	0	0	0	0	0	0	0
505	Parkland	0	0	0	0	0	144	71	0	0
515	Prairie State	0	0	0	0	0	0	0	0	0
521	Rend Lake	0	0	0	96	0	0	0	0	0
537	Richland	0	0	0	0	0	0	0	0	0
511	Rock Valley	0	0	0	0	0	0	0	0	0
506	Sauk Valley	0	0	0	0	0	0	0	0	0
531	Shawnee	0	0	0	0	0	0	0	0	0
510	South Suburban	0	0	0	25	0	0	0	0	0
533	Southeastern Illinois	0	0	0	0	0	0	0	0	0
522	Southwestern Illinois	0	0	0	0	0	0	0	0	0
534	Spoon River	0	0	0	0	0	0	0	0	0
504	Triton	0	0	0	0	0	0	0	0	0
516	Waubensee	0	0	0	0	0	0	0	0	76
	TOTALS	288	18	54	970	175	178	942	128	206

*All Other Column includes CIP codes with less than 10 course section enrollments.

SOURCE OF DATA: ICCB Centralized Data System--Course Section Enrollment (SU/SR) Data



Illinois Community College Board
Table B-5
ANNUAL DUPLICATED COURSE SECTION ENROLLMENT IN CAREER AND TECHNICAL EDUCATION
BY INSTRUCTIONAL PROGRAM AND BY COLLEGE
FISCAL YEAR 2022

Dist. No.	District/College	Health Information/Medical Records Administration/Administrator. 510706	Health Information/Medical Records Technology/Technician. 510707	Medical Transcription/Transcriptionist. 510708	Medical Office Assistant/Specialist. 510710	Medical Insurance Coding Specialist/Coder. 510713	Medical Insurance Specialist/Medical Billor. 510714	Long Term Care Administration/Management. 510718	Medical/Clinical Assistant. 510801	Occupational Therapist Assistant. 510803
503	Black Hawk	0	220	0	35	0	0	0	72	0
518	Carl Sandburg	0	13	0	0	0	2	0	0	0
508	City Colleges of Chicago	(143)	(0)	(0)	(1,384)	(7)	(26)	(0)	(362)	(91)
	Harold Washington	0	0	0	195	0	0	0	0	0
	Harry S Truman	0	0	0	73	0	0	0	0	0
	Kennedy-King	0	0	0	50	0	0	0	0	0
	Malcolm X	143	0	0	518	7	26	0	362	0
	Olive-Harvey	0	0	0	178	0	0	0	0	0
	Richard J. Daley	0	0	0	177	0	0	0	0	0
	Wilbur Wright	0	0	0	193	0	0	0	0	91
502	College of DuPage	0	116	0	862	50	47	27	70	0
532	College of Lake County	0	105	0	237	45	0	0	0	0
507	Danville Area	0	77	6	110	0	23	0	0	0
509	Elgin	0	264	0	0	0	0	0	0	0
512	Harper	79	125	0	367	10	52	0	28	0
540	Heartland	0	0	0	193	0	0	0	0	0
519	Highland	0	22	0	0	0	0	0	0	0
514	Illinois Central	0	28	12	491	5	0	0	0	9
529	Illinois Eastern	(0)	(51)	(0)	(88)	(71)	(0)	(0)	(6)	(0)
	Frontier	0	0	0	0	0	0	0	0	0
	Lincoln Trail	0	15	0	0	32	0	0	6	0
	Olney Central	0	36	0	88	39	0	0	0	0
	Wabash Valley	0	0	0	0	0	0	0	0	0
513	Illinois Valley	0	0	0	132	0	0	0	0	0
530	John A. Logan	0	0	83	6	7	0	0	14	17
539	John Wood	0	0	0	90	0	0	0	46	0
525	Joliet Junior	0	114	0	0	0	0	0	0	0
520	Kankakee	0	0	0	0	0	0	0	0	0
501	Kaskaskia	0	55	0	149	36	31	0	0	0
523	Kishwaukee	0	0	0	95	14	11	0	6	0
517	Lake Land	19	228	25	117	15	0	0	44	0
536	Lewis and Clark	0	0	0	36	19	0	0	19	16
526	Lincoln Land	0	0	2	218	0	0	0	0	0
528	McHenry County	30	215	0	0	23	0	0	0	15
524	Moraine Valley	0	104	0	0	0	15	0	8	0
527	Morton	0	0	0	9	0	0	0	0	0
535	Oakton	6	33	0	221	63	7	0	6	0
505	Parkland	0	0	0	122	0	0	0	37	0
515	Prairie State	0	0	0	0	0	0	0	0	0
521	Rend Lake	0	88	0	0	18	0	0	15	0
537	Richland	88	154	32	0	0	0	0	0	0
511	Rock Valley	0	238	0	0	0	0	0	0	0
506	Sauk Valley	0	0	0	53	0	0	0	0	0
531	Shawnee	0	48	0	80	0	0	0	0	12
510	South Suburban	0	4	0	159	17	0	0	17	36
533	Southeastern Illinois	0	68	0	0	0	0	0	0	0
522	Southwestern Illinois	0	98	0	314	8	0	0	0	0
534	Spoon River	0	86	0	18	0	0	0	34	0
504	Triton	0	0	0	284	0	0	0	0	0
516	Waubensee	97	0	0	290	86	0	0	24	0
	TOTALS	462	2,554	160	6,160	494	214	27	808	196

*All Other Column includes CIP codes with less than 10 course section enrollments.

SOURCE OF DATA: ICCB Centralized Data System--Course Section Enrollment (SU/SR) Data



Illinois Community College Board
Table B-5
ANNUAL DUPLICATED COURSE SECTION ENROLLMENT IN CAREER AND TECHNICAL EDUCATION
BY INSTRUCTIONAL PROGRAM AND BY COLLEGE
FISCAL YEAR 2022

Dist. No.	District/College	Pharmacy Technician/Assistant. 510805	Physical Therapy Assistant. 510806	Anesthesiologist Assistant. 510809	Emergency Care Attendant (EMT Ambulance). 510810	Emergency Medical Technology/Technician (EMT Paramedic). 510904	Medical Radiologic Technology/Science - Radiation Therapist. 510907	Respiratory Care Therapist/Therapist. 510908	Surgical Technology/Technologist. 510909	Diagnostic Medical Sonography/Sonographer and Ultrasound Technician. 510910
503	Black Hawk	20	0	0	0	0	0	0	6	0
518	Carl Sandburg	0	0	0	0	0	2	0	0	0
508	City Colleges of Chicago	(290)	(269)	(0)	(0)	(0)	(42)	(34)	(35)	(0)
	Harold Washington	0	0	0	0	0	0	0	0	0
	Harry S Truman	0	0	0	0	0	0	0	0	0
	Kennedy-King	0	0	0	0	0	0	0	0	0
	Malcolm X	290	269	0	0	0	42	34	35	0
	Olive-Harvey	0	0	0	0	0	0	0	0	0
	Richard J. Daley	0	0	0	0	0	0	0	0	0
	Wilbur Wright	0	0	0	0	0	0	0	0	0
502	College of DuPage	0	41	84	0	0	182	43	55	99
532	College of Lake County	0	0	0	0	0	54	0	7	0
507	Danville Area	0	0	0	0	0	0	0	0	6
509	Elgin	0	33	0	66	65	62	0	0	27
512	Harper	0	77	0	0	0	37	0	67	201
540	Heartland	0	16	0	0	0	2	0	0	0
519	Highland	0	0	0	0	0	0	0	0	0
514	Illinois Central	38	49	0	0	0	34	61	156	0
529	Illinois Eastern	(19)	(0)	(0)	(0)	(0)	(0)	(0)	(0)	(0)
	Frontier	0	0	0	0	0	0	0	0	0
	Lincoln Trail	19	0	0	0	0	0	0	0	0
	Olney Central	0	0	0	0	0	0	0	0	0
	Wabash Valley	0	0	0	0	0	0	0	0	0
513	Illinois Valley	0	0	0	0	0	0	15	0	0
530	John A. Logan	0	0	0	0	0	0	0	0	67
539	John Wood	0	0	0	0	0	0	0	0	0
525	Joliet Junior	0	0	0	0	102	0	0	0	51
520	Kankakee	0	0	0	0	0	16	0	0	0
501	Kaskaskia	0	13	0	0	0	17	12	0	48
523	Kishwaukee	0	0	0	0	0	0	0	0	0
517	Lake Land	0	9	0	0	0	0	0	0	0
536	Lewis and Clark	0	0	0	0	0	0	0	0	0
526	Lincoln Land	0	0	0	0	0	0	9	1	0
528	McHenry County	0	0	0	0	0	0	0	0	0
524	Moraine Valley	0	0	0	0	0	163	22	0	0
527	Morton	0	36	0	0	0	0	0	0	0
535	Oakton	20	49	0	0	28	0	0	0	0
505	Parkland	0	0	0	0	0	48	0	17	0
515	Prairie State	0	0	0	0	0	0	0	0	0
521	Rend Lake	0	0	0	0	0	63	0	0	0
537	Richland	0	0	0	0	0	32	0	0	0
511	Rock Valley	0	0	0	0	0	0	15	0	0
506	Sauk Valley	0	0	0	0	0	0	0	0	0
531	Shawnee	0	0	0	0	0	0	0	0	0
510	South Suburban	0	0	0	0	22	0	0	0	10
533	Southeastern Illinois	0	0	0	0	0	0	0	0	0
522	Southwestern Illinois	0	0	0	0	0	31	0	0	0
534	Spoon River	13	0	0	0	0	0	0	0	0
504	Triton	0	0	0	0	0	54	0	0	41
516	Waubonsee	0	0	0	0	0	0	0	0	0
	TOTALS	400	592	84	66	217	839	211	344	550

*All Other Column includes CIP codes with less than 10 course section enrollments.

SOURCE OF DATA: ICCB Centralized Data System--Course Section Enrollment (SU/SR) Data



Illinois Community College Board
Table B-5
ANNUAL DUPLICATED COURSE SECTION ENROLLMENT IN CAREER AND TECHNICAL EDUCATION
BY INSTRUCTIONAL PROGRAM AND BY COLLEGE
FISCAL YEAR 2022

Dist. No.	District/College	Radiologic Technology/Science - Radiographer.	Athletic Training/Trainer.	Mammography Technology/Technician.	Magnetic Resonance Imaging (MRI) Technology/Technician.	Clinical/Medical Laboratory Technician.	Sterile Processing Technology/Technician.	Substance Abuse/Addiction Counseling.	Psychiatric/Mental Health Services Technician.	Community Health Services/Liaison/Counseling.
		510911	510913	510919	510920	511004	511012	511501	511502	511504
503	Black Hawk	0	0	0	0	0	0	0	0	0
518	Carl Sandburg	0	0	0	4	0	0	0	0	0
508	City Colleges of Chicago	(0)	(91)	(44)	(0)	(0)	(0)	(216)	(84)	(200)
	Harold Washington	0	0	0	0	0	0	0	0	0
	Harry S Truman	0	0	0	0	0	0	0	0	0
	Kennedy-King	0	0	0	0	0	0	123	0	0
	Malcolm X	0	91	44	0	0	0	0	71	158
	Olive-Harvey	0	0	0	0	0	0	0	0	0
	Richard J. Daley	0	0	0	0	0	0	0	13	42
	Wilbur Wright	0	0	0	0	0	0	93	0	0
502	College of DuPage	27	0	0	0	0	32	322	72	0
532	College of Lake County	0	0	0	0	0	0	16	0	0
507	Danville Area	0	0	0	0	0	0	0	0	0
509	Elgin	0	0	0	0	0	0	34	0	0
512	Harper	45	0	0	12	0	18	0	0	0
540	Heartland	0	0	0	0	0	0	0	0	19
519	Highland	0	0	0	0	0	0	0	0	0
514	Illinois Central	19	0	0	0	21	1	0	35	0
529	Illinois Eastern	(0)	(1)	(0)	(0)	(0)	(0)	(0)	(0)	(0)
	Frontier	0	0	0	0	0	0	0	0	0
	Lincoln Trail	0	0	0	0	0	0	0	0	0
	Olney Central	0	0	0	0	0	0	0	0	0
	Wabash Valley	0	1	0	0	0	0	0	0	0
513	Illinois Valley	0	0	0	0	0	0	0	0	0
530	John A. Logan	0	0	0	0	0	0	0	0	0
539	John Wood	0	0	0	0	0	0	0	0	0
525	Joliet Junior	111	0	0	0	0	0	0	0	0
520	Kankakee	0	0	0	0	0	0	0	0	0
501	Kaskaskia	0	0	0	0	0	0	0	0	0
523	Kishwaukee	0	0	0	0	0	0	0	0	0
517	Lake Land	0	0	0	0	0	0	0	0	0
536	Lewis and Clark	0	0	0	0	0	0	0	0	0
526	Lincoln Land	0	0	0	0	0	0	0	0	0
528	McHenry County	0	0	0	0	0	0	0	0	0
524	Moraine Valley	19	0	0	0	0	0	114	0	0
527	Morton	0	0	0	0	0	0	0	0	0
535	Oakton	0	0	0	0	0	0	5	0	0
505	Parkland	0	0	0	0	0	0	0	0	0
515	Prairie State	0	0	0	0	0	0	0	0	0
521	Rend Lake	0	0	0	0	0	0	0	0	0
537	Richland	0	0	0	0	0	0	0	0	0
511	Rock Valley	0	0	0	0	0	0	0	0	0
506	Sauk Valley	0	0	0	0	0	0	0	0	0
531	Shawnee	0	0	0	0	0	0	0	0	0
510	South Suburban	0	0	0	0	0	0	17	0	0
533	Southeastern Illinois	0	0	0	0	0	0	0	0	0
522	Southwestern Illinois	0	0	0	0	0	0	0	0	0
534	Spoon River	0	0	0	0	0	0	0	0	0
504	Triton	0	0	0	0	0	10	0	0	0
516	Waubensee	0	0	0	0	0	0	89	0	0
	TOTALS	221	92	44	16	21	61	813	191	219

*All Other Column includes CIP codes with less than 10 course section enrollments.

SOURCE OF DATA: ICCB Centralized Data System--Course Section Enrollment (SU/SR) Data



Illinois Community College Board
Table B-5
ANNUAL DUPLICATED COURSE SECTION ENROLLMENT IN CAREER AND TECHNICAL EDUCATION
BY INSTRUCTIONAL PROGRAM AND BY COLLEGE
FISCAL YEAR 2022

Dist. No.	District/College	Mental Health Counseling/Counselor. 511508	Community Health and Preventive Medicine. 512208	Health Aide. 512601	Home Health Aide/Home Attendant. 512602	Rehabilitation Aide. 512604	Dietitian Assistant. 513104	Alternative and Complementary Medical Support Services, Other. 513499	Massage Therapy/Therapeutic Massage. 513501	Registered Nursing/Registered Nurse. 513801
503	Black Hawk	0	0	0	0	0	0	0	0	51
518	Carl Sandburg	0	0	0	0	0	0	0	0	0
508	City Colleges of Chicago	(0)	(121)	(0)	(0)	(0)	(0)	(456)	(0)	(0)
	Harold Washington	0	0	0	0	0	0	0	0	0
	Harry S Truman	0	0	0	0	0	0	0	0	0
	Kennedy-King	0	0	0	0	0	0	0	0	0
	Malcolm X	0	93	0	0	0	0	0	0	0
	Olive-Harvey	0	0	0	0	0	0	456	0	0
	Richard J. Daley	0	28	0	0	0	0	0	0	0
	Wilbur Wright	0	0	0	0	0	0	0	0	0
502	College of DuPage	0	0	0	0	0	0	0	0	472
532	College of Lake County	0	0	0	0	0	107	0	0	0
507	Danville Area	0	0	0	0	0	0	0	0	0
509	Elgin	0	0	0	0	0	0	0	51	0
512	Harper	0	0	0	0	0	0	0	48	24
540	Heartland	0	0	0	0	0	0	0	0	171
519	Highland	0	0	0	0	0	0	0	0	0
514	Illinois Central	0	0	0	0	0	0	0	0	35
529	Illinois Eastern	(0)	(0)	(0)	(0)	(0)	(0)	(0)	(0)	(0)
	Frontier	0	0	0	0	0	0	0	0	0
	Lincoln Trail	0	0	0	0	0	0	0	0	0
	Olney Central	0	0	0	0	0	0	0	0	0
	Wabash Valley	0	0	0	0	0	0	0	0	0
513	Illinois Valley	0	0	0	0	0	0	0	0	0
530	John A. Logan	0	0	0	0	0	0	0	0	0
539	John Wood	0	0	0	0	0	0	0	0	36
525	Joliet Junior	0	0	0	0	0	0	0	0	424
520	Kankakee	0	0	0	0	0	0	0	0	0
501	Kaskaskia	0	0	0	0	0	0	0	0	0
523	Kishwaukee	0	0	0	0	0	0	0	4	29
517	Lake Land	0	0	0	0	0	0	0	82	0
536	Lewis and Clark	0	0	0	0	0	0	0	0	0
526	Lincoln Land	0	0	0	0	0	0	0	0	15
528	McHenry County	0	0	0	0	0	0	0	0	0
524	Moraine Valley	0	0	10	0	10	0	193	22	105
527	Morton	0	0	0	0	0	0	0	0	38
535	Oakton	0	16	0	46	0	0	469	0	5
505	Parkland	49	0	0	0	0	0	0	30	70
515	Prairie State	0	0	0	0	0	0	0	0	0
521	Rend Lake	0	0	0	0	0	0	0	0	55
537	Richland	0	0	0	0	0	0	0	0	0
511	Rock Valley	0	0	0	0	0	0	0	0	55
506	Sauk Valley	0	0	0	0	0	0	0	0	43
531	Shawnee	0	0	0	0	0	0	0	0	0
510	South Suburban	0	118	0	0	0	0	0	0	0
533	Southeastern Illinois	0	0	0	0	0	0	0	0	0
522	Southwestern Illinois	0	0	0	0	0	271	0	0	40
534	Spoon River	0	0	0	0	0	0	0	0	0
504	Triton	0	0	0	0	0	0	0	0	0
516	Waubonsee	0	0	0	0	0	0	0	0	0
	TOTALS	49	255	10	46	10	378	1,118	237	1,668

*All Other Column includes CIP codes with less than 10 course section enrollments.

SOURCE OF DATA: ICCB Centralized Data System--Course Section Enrollment (SU/SR) Data



Illinois Community College Board
Table B-5
ANNUAL DUPLICATED COURSE SECTION ENROLLMENT IN CAREER AND TECHNICAL EDUCATION
BY INSTRUCTIONAL PROGRAM AND BY COLLEGE
FISCAL YEAR 2022

Dist. No.	District/College	Perioperative/Operating Room and Surgical Nurse/Nursing. 513812	Licensed Practical/Vocational Nurse Training. 513901	Nursing Assistant/Aide and Patient Care Assistant/Aide. 513902	Health Professions and Related Clinical Sciences, Other. 519999	Business/Commerce, General. 520101	Business Administration and Management, General. 520201	Purchasing, Procurement/Acquisitions and Contracts Management. 520202	Logistics, Materials, and Supply Chain Management. 520203	Office Management and Supervision. 520204
503	Black Hawk	0	0	0	31	203	49	0	0	0
518	Carl Sandburg	0	0	0	0	0	0	0	0	6
508	City Colleges of Chicago	(0)	(0)	(0)	(230)	(0)	(273)	(0)	(0)	(23)
	Harold Washington	0	0	0	0	0	164	0	0	0
	Harry S Truman	0	0	0	0	0	0	0	0	0
	Kennedy-King	0	0	0	9	0	11	0	0	0
	Malcolm X	0	0	0	217	0	28	0	0	23
	Olive-Harvey	0	0	0	0	0	5	0	0	0
	Richard J. Daley	0	0	0	0	0	54	0	0	0
	Wilbur Wright	0	0	0	4	0	11	0	0	0
502	College of DuPage	0	0	125	43	53	453	0	0	0
532	College of Lake County	0	0	0	18	77	0	0	10	0
507	Danville Area	0	0	0	6	0	25	0	0	6
509	Elgin	0	0	0	0	27	204	0	39	0
512	Harper	12	0	0	0	71	146	105	88	11
540	Heartland	0	0	0	0	0	18	0	0	0
519	Highland	0	0	0	0	0	0	0	0	0
514	Illinois Central	0	46	58	197	0	0	0	23	2
529	Illinois Eastern	(0)	(0)	(0)	(33)	(33)	(3)	(0)	(0)	(0)
	Frontier	0	0	0	0	33	0	0	0	0
	Lincoln Trail	0	0	0	6	0	0	0	0	0
	Olney Central	0	0	0	27	0	1	0	0	0
	Wabash Valley	0	0	0	0	0	2	0	0	0
513	Illinois Valley	0	0	0	0	0	64	0	0	0
530	John A. Logan	0	0	0	0	18	18	0	0	0
539	John Wood	0	92	0	0	77	22	0	16	0
525	Joliet Junior	0	22	36	0	18	311	0	0	0
520	Kankakee	0	0	0	0	0	0	0	22	0
501	Kaskaskia	0	0	0	5	0	0	0	0	0
523	Kishwaukee	0	0	0	0	0	33	0	0	0
517	Lake Land	67	0	0	95	0	17	0	0	0
536	Lewis and Clark	0	0	0	0	25	4	0	0	0
526	Lincoln Land	0	0	0	0	0	34	0	0	5
528	McHenry County	0	0	0	0	0	167	0	11	0
524	Moraine Valley	0	0	0	29	0	200	0	24	19
527	Morton	0	0	0	0	0	0	0	0	0
535	Oakton	0	0	139	64	0	243	0	137	19
505	Parkland	0	8	0	0	0	0	0	0	0
515	Prairie State	0	0	0	0	0	0	0	0	0
521	Rend Lake	0	0	0	4	0	43	0	0	0
537	Richland	0	0	0	49	0	0	0	0	0
511	Rock Valley	0	0	0	0	0	29	0	0	17
506	Sauk Valley	0	0	0	0	0	19	0	0	0
531	Shawnee	0	11	0	0	0	8	0	0	21
510	South Suburban	0	0	0	0	32	0	0	0	15
533	Southeastern Illinois	0	89	0	0	0	0	0	0	0
522	Southwestern Illinois	0	0	0	46	25	59	0	13	9
534	Spoon River	0	16	0	3	0	0	0	5	0
504	Triton	0	0	0	0	0	127	0	0	0
516	Waubonsee	0	0	0	2	0	101	0	0	0
	TOTALS	79	284	358	855	659	2,670	105	388	153

*All Other Column includes CIP codes with less than 10 course section enrollments.

SOURCE OF DATA: ICCB Centralized Data System--Course Section Enrollment (SU/SR) Data



Illinois Community College Board
Table B-5
ANNUAL DUPLICATED COURSE SECTION ENROLLMENT IN CAREER AND TECHNICAL EDUCATION
BY INSTRUCTIONAL PROGRAM AND BY COLLEGE
FISCAL YEAR 2022

Dist. No.	District/College	Operations Management and Supervision. 520205	Customer Service Management. 520207	E-Commerce/Electronic Commerce. 520208	Transportation/Mobility Management. 520209	Retail Management. 520212	Accounting/ Technology/Technician and Bookkeeping. 520302	Auditing. 520303	Administrative Assistant and Secretarial Science, General. 520401	Receptionist. 520406
503	Black Hawk	0	0	0	0	0	151	0	27	0
518	Carl Sandburg	8	0	0	0	0	60	0	2	0
508	City Colleges of Chicago	(0)	(0)	(0)	(249)	(0)	(218)	(0)	(6)	(0)
	Harold Washington	0	0	0	0	0	123	0	6	0
	Harry S Truman	0	0	0	0	0	26	0	0	0
	Kennedy-King	0	0	0	0	0	0	0	0	0
	Malcolm X	0	0	0	0	0	19	0	0	0
	Olive-Harvey	0	0	0	249	0	0	0	0	0
	Richard J. Daley	0	0	0	0	0	13	0	0	0
	Wilbur Wright	0	0	0	0	0	37	0	0	0
502	College of DuPage	0	0	0	0	0	296	0	307	0
532	College of Lake County	51	0	0	0	8	69	0	69	0
507	Danville Area	2	2	0	0	0	38	0	9	0
509	Elgin	0	0	0	0	0	154	0	0	0
512	Harper	66	6	34	34	0	297	46	0	0
540	Heartland	0	0	0	0	0	11	0	60	0
519	Highland	0	0	0	0	0	15	0	26	0
514	Illinois Central	3	24	0	0	0	108	0	4	0
529	Illinois Eastern	(0)	(29)	(0)	(0)	(0)	(9)	(0)	(37)	(0)
	Frontier	0	0	0	0	0	0	0	0	0
	Lincoln Trail	0	29	0	0	0	0	0	0	0
	Olney Central	0	0	0	0	0	9	0	37	0
	Wabash Valley	0	0	0	0	0	0	0	0	0
513	Illinois Valley	0	0	0	0	0	63	0	6	0
530	John A. Logan	0	0	0	0	0	26	0	16	0
539	John Wood	51	0	0	0	0	0	0	30	0
525	Joliet Junior	0	0	0	0	0	62	0	0	0
520	Kankakee	0	0	0	0	0	0	0	6	0
501	Kaskaskia	12	0	0	0	0	98	0	1	0
523	Kishwaukee	7	0	0	0	0	0	0	0	0
517	Lake Land	0	0	0	0	0	158	0	57	0
536	Lewis and Clark	0	0	0	0	0	19	0	2	0
526	Lincoln Land	0	0	0	0	0	0	0	0	0
528	McHenry County	56	0	0	0	0	84	0	275	0
524	Moraine Valley	0	0	0	0	0	18	0	31	0
527	Morton	0	0	0	0	0	6	0	20	0
535	Oakton	41	0	0	0	0	390	0	10	0
505	Parkland	0	0	0	0	0	14	0	34	0
515	Prairie State	0	0	0	0	0	0	0	0	0
521	Rend Lake	21	0	0	0	0	16	0	69	0
537	Richland	0	0	0	0	0	5	0	24	0
511	Rock Valley	0	0	0	0	0	253	0	0	0
506	Sauk Valley	0	0	0	0	0	30	0	0	0
531	Shawnee	0	0	0	0	0	1	0	6	0
510	South Suburban	2	0	0	0	39	0	0	0	0
533	Southeastern Illinois	0	0	0	0	0	0	0	0	0
522	Southwestern Illinois	0	0	0	0	0	75	0	144	0
534	Spoon River	0	0	0	8	0	0	0	6	0
504	Triton	22	0	0	0	0	82	0	139	0
516	Waubensee	19	0	0	0	0	180	0	0	82
	TOTALS	361	61	34	291	47	3,006	46	1,423	82

*All Other Column includes CIP codes with less than 10 course section enrollments.
SOURCE OF DATA: ICCB Centralized Data System--Course Section Enrollment (SU/SR) Data



Illinois Community College Board
Table B-5
ANNUAL DUPLICATED COURSE SECTION ENROLLMENT IN CAREER AND TECHNICAL EDUCATION
BY INSTRUCTIONAL PROGRAM AND BY COLLEGE
FISCAL YEAR 2022

Dist. No.	District/College	Business/Office Automation/Technology/Data Entry. 520407	General Office Occupations and Clerical Services. 520408	Parts, Warehousing, and Inventory Management Operations. 520409	Customer Service Support/Call Center/Teleservice Operation. 520411	Entrepreneurship/Entrepre- neurial Studies. 520701	Small Business Administration/Management. 520703	Banking and Financial Support Services. 520803	Investments and Securities. 520807	Hospitality Administration/Management, General. 520901
503	Black Hawk	29	5	0	0	37	0	11	20	0
518	Carl Sandburg	0	67	0	0	0	0	0	0	0
508	City Colleges of Chicago	(1,012)	(0)	(0)	(0)	(169)	(0)	(117)	(30)	(73)
	Harold Washington	249	0	0	0	105	0	88	16	0
	Harry S Truman	67	0	0	0	0	0	0	14	0
	Kennedy-King	113	0	0	0	22	0	8	0	73
	Malcolm X	115	0	0	0	23	0	0	0	0
	Olive-Harvey	65	0	0	0	6	0	0	0	0
	Richard J. Daley	135	0	0	0	0	0	15	0	0
	Wilbur Wright	268	0	0	0	13	0	6	0	0
502	College of DuPage	38	49	0	174	190	0	60	0	38
532	College of Lake County	63	0	48	0	16	0	0	0	0
507	Danville Area	4	3	0	8	19	0	10	0	0
509	Elgin	0	0	0	0	89	0	0	0	0
512	Harper	314	0	75	0	25	53	61	51	0
540	Heartland	0	0	0	0	0	0	0	0	0
519	Highland	9	0	0	0	0	0	0	0	0
514	Illinois Central	88	13	0	0	0	0	0	0	0
529	Illinois Eastern	(14)	(7)	(0)	(0)	(0)	(0)	(51)	(0)	(0)
	Frontier	0	0	0	0	0	0	0	0	0
	Lincoln Trail	0	0	0	0	0	0	0	0	0
	Olney Central	14	7	0	0	0	0	51	0	0
	Wabash Valley	0	0	0	0	0	0	0	0	0
513	Illinois Valley	92	2	0	0	0	0	0	0	0
530	John A. Logan	27	45	0	0	0	8	0	0	0
539	John Wood	95	22	0	29	57	0	10	0	0
525	Joliet Junior	56	0	0	44	40	0	0	0	12
520	Kankakee	0	0	0	0	0	0	0	0	0
501	Kaskaskia	225	0	0	0	33	0	0	0	0
523	Kishwaukee	16	15	0	0	0	0	0	0	0
517	Lake Land	218	21	0	0	32	0	66	0	0
536	Lewis and Clark	0	6	0	0	0	0	18	10	0
526	Lincoln Land	14	0	0	7	44	0	0	0	0
528	McHenry County	104	80	0	0	0	90	0	0	0
524	Moraine Valley	461	31	0	0	43	0	74	0	0
527	Morton	69	14	0	0	0	0	0	0	0
535	Oakton	224	20	86	16	49	0	0	0	0
505	Parkland	291	90	0	0	49	0	0	20	0
515	Prairie State	0	0	0	0	40	0	0	0	0
521	Rend Lake	18	0	0	0	0	0	0	0	0
537	Richland	77	0	0	0	19	0	13	0	0
511	Rock Valley	110	35	0	40	0	0	29	0	0
506	Sauk Valley	110	9	0	0	11	0	0	0	0
531	Shawnee	0	0	0	0	0	0	10	0	0
510	South Suburban	4	1	0	0	0	0	0	0	0
533	Southeastern Illinois	0	0	0	2	0	0	0	0	0
522	Southwestern Illinois	47	0	0	0	23	0	0	0	0
534	Spoon River	0	0	1	24	10	20	0	0	0
504	Triton	15	0	0	0	0	0	0	0	0
516	Waubensee	<u>97</u>	<u>0</u>	<u>0</u>	<u>0</u>	<u>0</u>	<u>62</u>	<u>0</u>	<u>0</u>	<u>0</u>
TOTALS		3,941	535	210	344	995	233	530	131	123

*All Other Column includes CIP codes with less than 10 course section enrollments.

SOURCE OF DATA: ICCB Centralized Data System--Course Section Enrollment (SU/SR) Data



Illinois Community College Board
Table B-5
ANNUAL DUPLICATED COURSE SECTION ENROLLMENT IN CAREER AND TECHNICAL EDUCATION
BY INSTRUCTIONAL PROGRAM AND BY COLLEGE
FISCAL YEAR 2022

Dist. No.	District/College	Tourism and Travel Services Management. 520903	Hotel/Motel Administration/Management. 520904	Resort Management. 520906	Meeting and Event Planning. 520907	Human Resources Management/Personnel Administration, General. 521001	Labor and Industrial Relations. 521002	Organizational Behavior Studies. 521003	International Business/Trade/Commerce. 521101	Marketing/Marketing Management, General. 521401
503	Black Hawk	0	0	0	0	19	0	41	0	25
518	Carl Sandburg	0	0	0	0	7	0	0	0	0
508	City Colleges of Chicago	(0)	(0)	(0)	(0)	(160)	(0)	(13)	(0)	(0)
	Harold Washington	0	0	0	0	124	0	13	0	0
	Harry S Truman	0	0	0	0	0	0	0	0	0
	Kennedy-King	0	0	0	0	13	0	0	0	0
	Malcolm X	0	0	0	0	0	0	0	0	0
	Olive-Harvey	0	0	0	0	0	0	0	0	0
	Richard J. Daley	0	0	0	0	0	0	0	0	0
	Wilbur Wright	0	0	0	0	23	0	0	0	0
502	College of DuPage	28	201	11	0	445	0	27	0	209
532	College of Lake County	26	0	0	0	42	0	0	0	0
507	Danville Area	0	0	0	0	7	0	11	0	0
509	Elgin	0	0	0	0	42	0	59	0	45
512	Harper	0	33	0	0	172	74	75	63	73
540	Heartland	0	0	0	0	0	0	0	0	0
519	Highland	0	0	0	0	0	0	0	0	0
514	Illinois Central	0	0	0	0	25	0	0	0	0
529	Illinois Eastern	(0)	(0)	(0)	(17)	(51)	(0)	(0)	(0)	(0)
	Frontier	0	0	0	0	0	0	0	0	0
	Lincoln Trail	0	0	0	17	0	0	0	0	0
	Olney Central	0	0	0	0	18	0	0	0	0
	Wabash Valley	0	0	0	0	33	0	0	0	0
513	Illinois Valley	0	0	0	0	0	0	0	0	0
530	John A. Logan	0	0	0	0	0	0	0	0	16
539	John Wood	0	0	0	0	0	0	0	0	34
525	Joliet Junior	13	33	0	0	22	0	83	22	8
520	Kankakee	0	0	0	0	12	0	0	0	0
501	Kaskaskia	0	0	0	0	8	0	0	0	7
523	Kishwaukee	0	0	0	0	12	0	26	0	0
517	Lake Land	0	0	0	0	0	0	44	0	21
536	Lewis and Clark	0	0	0	0	36	0	0	0	0
526	Lincoln Land	0	0	0	0	0	0	17	0	37
528	McHenry County	0	0	0	0	25	0	0	29	47
524	Moraine Valley	0	18	0	0	104	0	0	0	5
527	Morton	0	0	0	0	9	0	0	0	0
535	Oakton	0	0	0	0	49	0	17	7	102
505	Parkland	0	0	0	0	28	0	40	0	19
515	Prairie State	0	0	0	0	0	0	23	0	0
521	Rend Lake	0	0	0	0	0	0	0	0	20
537	Richland	0	0	0	0	30	0	24	12	6
511	Rock Valley	0	0	0	0	0	0	108	37	0
506	Sauk Valley	0	0	0	0	19	0	44	0	0
531	Shawnee	0	0	0	0	0	0	9	0	0
510	South Suburban	0	0	0	0	0	0	0	0	0
533	Southeastern Illinois	0	0	0	0	0	0	0	0	0
522	Southwestern Illinois	0	0	0	0	43	0	20	0	81
534	Spoon River	0	0	0	0	7	0	0	0	0
504	Triton	0	0	0	0	261	35	0	0	0
516	Waubensee	0	0	0	0	27	0	33	0	19
	TOTALS	67	285	11	17	1,662	109	714	170	774

*All Other Column includes CIP codes with less than 10 course section enrollments.

SOURCE OF DATA: ICCB Centralized Data System--Course Section Enrollment (SU/SR) Data



Illinois Community College Board
Table B-5
ANNUAL DUPLICATED COURSE SECTION ENROLLMENT IN CAREER AND TECHNICAL EDUCATION
BY INSTRUCTIONAL PROGRAM AND BY COLLEGE
FISCAL YEAR 2022

Dist. No.	District/College	Marketing Research. 521402	Real Estate. 521501	Insurance. 521701	Retailing and Retail Operations. 521803	Selling Skills and Sales Operations. 521804	Fashion Merchandising. 521902	Tourism and Travel Services Marketing Operations. 521905	Business, Management, Marketing, and Related Support Services, Other. 529999	All Other*
503	Black Hawk	0	0	0	33	0	0	0	19	0
518	Carl Sandburg	0	0	0	0	0	0	0	10	6
508	City Colleges of Chicago	(0)	(0)	(22)	(0)	(15)	(0)	(0)	(12)	(13)
	Harold Washington	0	0	22	0	9	0	0	2	0
	Harry S Truman	0	0	0	0	0	0	0	0	0
	Kennedy-King	0	0	0	0	0	0	0	10	4
	Malcolm X	0	0	0	0	0	0	0	0	0
	Olive-Harvey	0	0	0	0	6	0	0	0	9
	Richard J. Daley	0	0	0	0	0	0	0	0	0
	Wilbur Wright	0	0	0	0	0	0	0	0	0
502	College of DuPage	61	0	0	53	65	82	85	60	31
532	College of Lake County	0	0	0	0	14	0	0	4	0
507	Danville Area	0	0	0	2	0	0	0	14	0
509	Elgin	44	0	0	14	46	0	0	2	25
512	Harper	7	0	9	17	27	83	0	47	7
540	Heartland	0	0	0	0	0	0	0	0	0
519	Highland	0	0	0	0	0	0	0	0	16
514	Illinois Central	0	0	0	0	13	0	0	16	4
529	Illinois Eastern	(0)	(0)	(0)	(0)	(18)	(0)	(0)	(15)	(7)
	Frontier	0	0	0	0	0	0	0	0	0
	Lincoln Trail	0	0	0	0	0	0	0	13	7
	Olney Central	0	0	0	0	0	0	0	2	0
	Wabash Valley	0	0	0	0	18	0	0	0	0
513	Illinois Valley	0	0	0	0	0	0	0	6	0
530	John A. Logan	0	0	0	0	11	0	0	0	0
539	John Wood	0	0	0	0	0	0	0	0	0
525	Joliet Junior	0	0	0	0	58	0	0	19	12
520	Kankakee	0	0	0	0	0	0	0	0	0
501	Kaskaskia	0	0	0	6	0	0	0	0	0
523	Kishwaukee	0	0	0	0	0	0	0	2	0
517	Lake Land	0	0	0	25	25	0	0	16	6
536	Lewis and Clark	0	19	0	0	5	0	0	0	0
526	Lincoln Land	0	0	0	0	0	0	0	0	21
528	McHenry County	25	0	0	16	55	0	0	31	6
524	Moraine Valley	0	0	0	47	40	0	0	157	9
527	Morton	0	0	0	0	0	0	0	0	1
535	Oakton	33	0	0	0	0	0	0	8	12
505	Parkland	0	0	0	0	0	0	0	1	0
515	Prairie State	0	0	0	0	0	0	0	6	0
521	Rend Lake	0	0	0	0	0	0	0	0	0
537	Richland	0	0	0	0	0	0	0	0	0
511	Rock Valley	0	0	0	0	0	0	0	10	0
506	Sauk Valley	0	0	0	0	17	0	0	0	0
531	Shawnee	0	0	0	0	0	0	0	0	12
510	South Suburban	0	38	0	0	0	0	0	0	6
533	Southeastern Illinois	0	0	0	0	0	0	0	36	0
522	Southwestern Illinois	0	0	0	0	0	0	0	0	0
534	Spoon River	0	0	0	0	0	0	0	0	0
504	Triton	0	0	0	0	0	0	0	0	0
516	Waubensee	0	0	0	0	22	0	0	0	7
	TOTALS	170	57	31	213	431	165	85	491	201

*All Other Column includes CIP codes with less than 10 course section enrollments.

SOURCE OF DATA: ICCB Centralized Data System--Course Section Enrollment (SU/SR) Data



Illinois Community College Board
Table B-5
ANNUAL DUPLICATED COURSE SECTION ENROLLMENT IN CAREER AND TECHNICAL EDUCATION
BY INSTRUCTIONAL PROGRAM AND BY COLLEGE
FISCAL YEAR 2022

Dist. No.	District/College	Total
503	Black Hawk	1,934
518	Carl Sandburg	909
508	City Colleges of Chicago	(17,119)
	Harold Washington	3,442
	Harry S Truman	1,286
	Kennedy-King	1,510
	Malcolm X	4,541
	Olive-Harvey	1,481
	Richard J. Daley	1,976
	Wilbur Wright	2,883
502	College of DuPage	17,326
532	College of Lake County	3,087
507	Danville Area	976
509	Elgin	4,659
512	Harper	7,886
540	Heartland	1,169
519	Highland	226
514	Illinois Central	2,759
529	Illinois Eastern	(1,113)
	Frontier	33
	Lincoln Trail	233
	Olney Central	601
	Wabash Valley	246
513	Illinois Valley	1,068
530	John A. Logan	932
539	John Wood	1,294
525	Joliet Junior	6,483
520	Kankakee	186
501	Kaskaskia	2,041
523	Kishwaukee	832
517	Lake Land	2,757
536	Lewis and Clark	975
526	Lincoln Land	1,060
528	McHenry County	3,486
524	Moraine Valley	6,086
527	Morton	634
535	Oakton	4,272
505	Parkland	2,189
515	Prairie State	442
521	Rend Lake	1,045
537	Richland	891
511	Rock Valley	2,555
506	Sauk Valley	537
531	Shawnee	371
510	South Suburban	709
533	Southeastern Illinois	422
522	Southwestern Illinois	3,418
534	Spoon River	380
504	Triton	1,701
516	Waubensee	<u>2,535</u>
	TOTALS	108,464

*All Other Column includes CIP codes with less than 10 course section enrollments.

SOURCE OF DATA: ICCB Centralized Data System--Course Section Enrollment (SU/SR) Data