



**DISTANCE EDUCATION
IN THE
ILLINOIS COMMUNITY COLLEGE SYSTEM**

FISCAL YEAR 2021



August 2022

Compiled by ICCB

Nathan R. Wilson, Deputy Director for Research and Information Technology

Jay Brooks, Associate Deputy Director for Research and Analytics

Michelle Dufour, Director for Research and Analytics

Jana Ferguson, Data and Research Services

TABLE OF CONTENTS

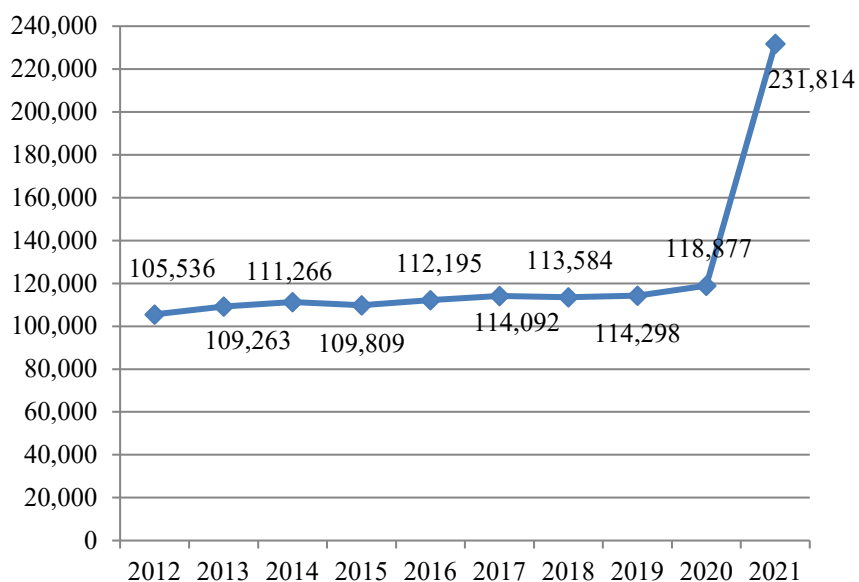
Introduction.....	4
Characteristics of Online Students	6
<i>OVERALL HEADCOUNT AND FTE.....</i>	<i>6</i>
<i>OVERALL FTE</i>	<i>6</i>
<i>GENDER, ETHNIC ORIGIN, AND AGE CHARACTERISTICS.....</i>	<i>6</i>
<i>ENROLLMENT BY INSTRUCTIONAL PROGRAM AREA.....</i>	<i>8</i>
<i>INTENT AND DEGREE OBJECTIVE</i>	<i>8</i>
<i>ENROLLMENT BY TERM AND TYPE OF ATTENDANCE.....</i>	<i>9</i>
<i>HIGHEST DEGREE EARNED BY STUDENTS PRIOR TO ATTENDING COMMUNITY COLLEGE.....</i>	<i>9</i>
<i>ACCUMULATED COLLEGE-LEVEL CREDIT HOURS.....</i>	<i>9</i>
<i>GRADE POINT AVERAGE</i>	<i>9</i>
<i>HOURS ATTEMPTED AND EARNED</i>	<i>10</i>
Distance Education Course Count And Course Section Enrollment	11
<i>COURSE COUNT BY INSTRUCTIONAL DELIVERY.....</i>	<i>11</i>
<i>COURSE SECTION ENROLLMENT BY INSTRUCTIONAL DELIVERY.....</i>	<i>11</i>
<i>AVERAGE CLASS SIZE IN INTERNET-BASED AND HYBRID COURSES</i>	<i>11</i>
<i>COURSE SECTION ENROLLMENT IN CAREER AND TECHNICAL EDUCATION</i>	<i>12</i>
Bibliography.....	13
Appendix A.....	14
Appendix B.....	15

INTRODUCTION

Distance education courses include online/Internet-based instructional delivery, interactive instructional TV/distance learning, broadcast television/audio, stored media, correspondence, and hybrid/blended instructional delivery. Online/Internet-based courses are courses in which Internet/World Wide Web serves as the primary (51 percent or more) delivery method for instruction. Interactive instructional TV/distance learning courses include fully interactive video courses provided via two-way video/two-way audio compressed video telecommunication technology and one-way video/two-way audio, which provide for immediate interaction with students. Broadcast television/audio courses are courses broadcasted via one-way audio/video, cable, satellite TV or radio. Stored media courses are courses taught primarily through instructional audiotapes, videotapes, CD-ROM, DVD, or other stored disc/media technology. Correspondence courses are courses provided in print via the mail, fax, etc. Hybrid/blended courses are courses combining traditional and Internet-based delivery of instruction, significantly reducing in-class seat-time.

Even before the COVID-19 pandemic, online/Internet-based courses became an increasingly common method of instructional delivery at community colleges, which offer a convenient and cost-effective way to earn college credits, certificates, and degrees. Due to the pandemic, online/Internet-based courses expanded unprecedently in fiscal year 2021. Illinois community colleges reported a total of 231,814 headcount enrollments in online credit courses during fiscal year 2021. This is a 103.2 percent increase in online enrollments from fiscal year 2017 when there were 114,092 online enrollments and a 119.7 percent increase from fiscal year 2012 when there were 105,536 online enrollments.

Figure 1. Illinois Community College System Online Enrollments, FY 2012-2021



Source of Data: ICCB Centralized Data System—Annual Enrollment and Completion (A1) Data

Nationally, 74.7 percent of undergraduate students were enrolled in one or more distance education courses (excluding hybrid courses) in Fall 2020 (36.3 percent in Fall 2019). The highest undergraduate distance education enrollment rate was at private, for-profit four-year institutions, where about every seven out of eight students (86.7 percent) were enrolled in at least one distance education course, with the majority of these students (84.2 percent) enrolled exclusively in distance education courses. Public, two-year institutions enrolled about one-third of students (68.7 percent) in some or all distance education courses with 67.5 percent of these students enrolled exclusively in distance education courses. Out of those students enrolled exclusively in distance education coursework at public, two-year institutions, 92.3 percent of students enrolled in the same state, 4.8 percent of students enrolled in a different state, and 0.6 percent of students enrolled outside of the United States. The location of courses or students was unknown or not reported for the remaining 2.3 percent of students (National Center for Education Statistics, [2021](#) and [2022](#)).

In Illinois, nearly three out of four undergraduate students (73.9 percent) enrolled in one or more distance education coursework (excluding hybrid courses) in Fall 2020. Private, for-profit four-year institutions enrolled more than nine out of ten students (95.9 percent) in at least one distance education course, with the majority of students (85.3 percent) enrolled exclusively in distance education courses. Public, two-year institutions enrolled 77.0 percent of undergraduate students in one or more distance education courses in Fall 2020, with 57.3 percent of students enrolled exclusively in distance education coursework. Out of those students enrolled exclusively in distance education coursework through public, two-year institutions, nearly all (98.4 percent) enrolled students were located in the state of Illinois, and only 0.8 percent enrolled students were located inside the U.S. but outside of the state of Illinois. For the remaining 0.8 percent of students, the location of courses or the location of students was outside the U.S., unknown, or not reported ([National Center for Education Statistics, 2022](#)). When comparing the Illinois percentage of students enrolled in one or more distance education courses in the Fall 2020 snapshot (77.0 percent) deriving from the National Center for Education Statistics with the percentage of students enrolled during the entire fiscal year 2021 (57.2 percent) from the ICCB Centralized Data System in this report, it is important to note fiscal year 2021 represents Summer 2020, Fall 2020, and Spring 2021 terms. There were more in-person classes in the Spring 2021 term, and thus lower percentage of students enrolled in one or more distance education courses during all three terms in fiscal year 2021 compared to Fall 2020.

Data for this report derive from the Illinois Community College Board's (ICCB) Centralized Data System and, specifically, the Annual Student Enrollment and Completion (A1) submission (Tables A-1 through A-19) and Course Enrollment and Resources (SU/SR) submission (Tables B-1 through B-5). Information from the A1 submission is used in the report to describe the characteristics of students who enrolled in at least one online course and earned credit for at least one online course in fiscal year 2021. A1 data are required for all students who are officially enrolled in a credit course at an Illinois community college any time during the specified fiscal year. The A1 record also includes information about student completions during the year. The file includes a variety of demographic and academic information about community college students in Illinois. A1 enrollments are unduplicated end-of-year counts. SU/SR data are used to determine enrollment (credit hour) based funding and are combined with additional data collection to study facilities utilization. The SU contains the credit hours associated with courses that are paid with 50 percent or more from unrestricted funds. The SR contains the credit hours associated with

courses that are paid with more than 50 percent from restricted funds. The SU data is used to determine allocations of the credit hour formula driven grant. Both the SU and SR data are used to determine allocations of all other grants that have an allocation based on credit hours. SU/SR enrollments are duplicated counts from midterm.

CHARACTERISTICS OF ONLINE STUDENTS

OVERALL HEADCOUNT AND FTE

OVERALL HEADCOUNT: The Illinois Community College System recorded a total of 231,814 students enrolled in **one or more** online credit courses during fiscal year 2021. **All Illinois community colleges offer online courses.** Annual online credit enrollments increased 95.0 percent compared to the previous year (N = 118,877) and 103.2 percent compared to five years ago (N = 114,092). Out of all credit enrollments in fiscal year 2021 (N = 405,444), 57.2 percent were online credit enrollments. Table A-1 provides online credit headcount enrollment for fiscal years 2017-2021 for each community college. Among Illinois' 48 colleges, 42 colleges reported more than 1,000 online enrollments in the most recent data. College of DuPage (N = 21,732) reported the most online enrollments, followed by Harper College (N = 14,517) and Oakton Community College (N = 12,115). More than five out of six of all credit enrollments at Wilbur Wright College (87.7 percent), Harold Washington College (86.5 percent), Harry S Truman College (83.6 percent), and Malcolm X College (83.6 percent) were online enrollments in fiscal year 2021.

Almost six out every ten Illinois community colleges enrolled in at least one online course in fiscal year 2021.

OVERALL FTE: Annual online full-time equivalent (FTE) enrollments totaled 120,451, which was 74.7 percent of the fiscal year 2021 total FTE enrollment (N = 161,294). Table A-2 contains online FTE enrollments by college for fiscal years 2017-2021. FTE calculations convert the substantial part-time enrollment into the number of students there would be if everyone attended on a full-time basis (30 credits are equal to 1 FTE). Thirty-seven colleges reported FTE enrollments greater than 1,000 in the most recent data. College of DuPage also reported the highest online FTE enrollments (N = 10,425), followed by Harper College (N = 7,015) and Moraine Valley Community College (N = 5,739). Colleges with the highest percentages of online FTE enrollments included Wilbur Wright College (93.0 percent), Harold Washington College (91.2 percent), and Oakton Community College (91.1 percent).

GENDER, ETHNIC ORIGIN, AND AGE CHARACTERISTICS

GENDER: Overall during fiscal year 2021, nearly two-thirds (62.0 percent) of the online enrollments were females (Table A-3). Online enrollments in Transfer programs were the most popular for both genders (Table A-7). Male students taking online courses were slightly more likely to be enrolled in Transfer programs (65.5 percent) than female students (61.3 percent).

ETHNIC ORIGIN: In fiscal year 2021, nearly half (49.6 percent) of those participating in online credit coursework in community colleges were minority (non-white) students (among those whose

ethnicity was known). Latino students were the largest minority group enrolled in online credit coursework during fiscal year 2021 (N = 60,097) and accounted for 26.7 percent of online enrollments among students whose ethnicity was known. African American students accounted for 12.0 percent of online enrollments (Table A-4). Minority students were more likely to pursue online courses than white students in fiscal year 2021. Three in five minority credit students whose ethnicity was known (61.4 percent) at Illinois community colleges enrolled in at least one online course in fiscal year 2021, compared to one in two white credit students (54.8 percent). Overall, online minority students (nonwhite including unknown) were least represented in the General Studies Certificate (24.8 percent), Vocational Skills (44.3 percent), Career and Technical Education (45.1 percent), and Transfer (48.7 percent) enrollment areas (Table A-8).

Table 1
**ONLINE, NON-ONLINE, AND OVERALL CREDIT COURSE ENROLLMENT BY
RACE/ETHNICITY FOR FISCAL YEAR 2021**

	Online Student Enrollment	Percent of Online Enrollment*	Non-Online Enrollment	Percent of Non-Online Enrollment*	Overall Enrollment	Percent of Overall Enrollment*
Asian	14,144	6.3%	7,091	4.3%	21,235	5.5%
Native American	513	0.2%	479	0.3%	992	0.3%
African American	27,123	12.0%	20,485	12.5%	47,608	12.2%
Latino	60,097	26.7%	36,631	22.3%	96,728	24.9%
White	113,493	50.4%	93,771	57.2%	207,264	53.3%
Nonresident Alien	2,578	1.1%	619	0.4%	3,197	0.8%
Pacific Islander	188	0.1%	164	0.1%	352	0.1%
Two or More Races	6,962	3.1%	4,670	2.8%	11,632	3.0%
All Other/Unknown	6,716	3.0%	9,720	5.9%	16,436	4.2%

*Percent of Known

Source of Data: ICCB Centralized Data System—Annual Enrollment and Completion (A1) Data

STUDENT AGE: In fiscal year 2021, the average age of Illinois community college students in online credit courses was 26.2, while the median age was 22.2 (Table A-5). The mean has steadily decreased over the last five years. Traditional-aged students—24 or younger—accounted for two-thirds (65.3 percent) of all online enrollments. Online enrollments were the most popular with students aged 24 or younger enrolled in Transfer programs (77.1 percent) (Table A-9).

Table 2
**ENROLLMENT IN ONLINE CREDIT COURSES BY AGE
FISCAL YEAR 2021**

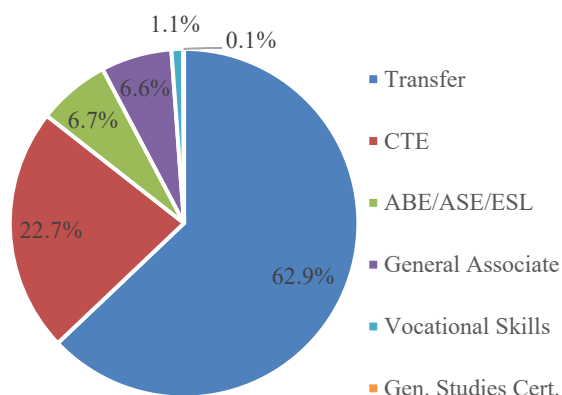
	Number	Percent
Traditional: 24 and younger	151,275	65.3%
Early to Mid-Career: 25 to 39	57,632	24.9%
Established Workers: 40 to 55	17,963	7.7%
Seasoned Workers: Over 55	4,821	2.1%

Source of Data: ICCB Centralized Data System—
Annual Enrollment and Completion (A1) Data

ENROLLMENT BY INSTRUCTIONAL PROGRAM AREA

Transfer was the largest instructional program area for online enrollments in the Illinois Community College System during fiscal year 2021, accounting for two out of three online enrollments (N = 145,832). Career and Technical Education programs accounted for one in four online enrollments (N = 52,533). Seven percent of online enrollments were both in Adult Education and English as a Second Language (N = 15,506) and in General Associate Degree courses (N = 15,241). The remaining one percent of enrollments was in Vocational Skills (N = 2,496) and General Studies Certificates (N = 206) programs (Table A-6a).

**Figure 2. Online Enrollment by Instructional Program Area
Fiscal Year 2021**



Source of Data: ICCB Centralized Data System—Annual Enrollment and Completion (A1) Data

The largest Career and Technical Education curricula with over 1,000 online enrollments in fiscal year 2021 included Registered Nursing/Registered Nurse; Business Administration and Management; Child Care Provider/Assistant; Criminal Justice/Police Science; Nursing Assistant/Aide and Patient Care Assistant/Aide; Business, Management, Marketing, and Related Support Services, Other; Accounting Technology/Technician and Bookkeeping; Automobile/Automotive Mechanics Technology/Technician; and Computer Systems Networking and Telecommunications. Registered Nursing/Registered Nurse was by far the largest online Career and Technical Education program in fiscal year 2021 with 6,058 online enrollments, an increase of 62.6 percent (+2,333 students) from fiscal year 2020. Business Administration and Management was the second largest program with 2,838 online enrollments, an increase of 52.3 percent (+975 students) from fiscal year 2020 (Table A-10).

INTENT AND DEGREE OBJECTIVE

Intent data provide the primary goal that students plan to achieve as a result of their studies. Initial intent data are self-reported by students when they first enroll at Illinois public community colleges. College staff is asked to require each student to update goal information each semester and provide a current intent, as well as to retain students' original entry intent. Nearly every other student that completed at least one online credit course in fiscal year 2021 reported a goal of preparing for transfer to a four-year institution (48.1 percent). One-fourth of the students reported

a workforce goal, which includes preparing for a job immediately after community college program completion (20.1 percent) and improving skills for a current position (4.8 percent). Nine percent of students indicated a goal of personal interest/self-development. Seven percent of students reported a goal of High School Equivalency preparation (Table A-11).

Degree objective data are also self-reported and are designed to assist colleges in classifying students by curriculum or course enrollee category. The objective conveys the student's expected outcome from attending the community college. One-third of students that completed at least one online credit course in fiscal year 2021 indicated that they were enrolling with no intention of pursuing a degree—only to complete one or several courses (34.6 percent). Six out of ten students planned to complete an associate degree (59.3 percent), and 6.1 percent of students planned to complete a certificate (Table A-12).

ENROLLMENT BY TERM AND TYPE OF ATTENDANCE

Students taking online courses during the fall and spring semesters were more likely to attend on a part-time basis (56.6 and 60.4 percent, respectively) than full-time (43.4 and 39.6 percent, respectively). Students enrolled for less than 12 credit hours are considered part-time during the fall and spring semesters. Approximately nine out of ten online students (87.5 percent) attended on a part-time basis during the summer term of fiscal year 2021 (less than nine credit hours) (Table A-13).

HIGHEST DEGREE EARNED BY STUDENTS PRIOR TO ATTENDING COMMUNITY COLLEGE

The prior earned degree data reiterate that community colleges serve diverse populations. About three-fourths of the students that completed at least one online credit course in fiscal year 2021 provided this information (75.4 percent). More than one-half of online students (57.5 percent) entered the community college with a high school diploma/equivalency. Approximately one-fifth of online students earned some type of postsecondary certificate or degree (21.2 percent). Sixteen percent had already earned degrees at or beyond the community college level. Twenty-one percent of the students had previously taken college coursework without completing a certificate or degree (Table A-14).

ACCUMULATED COLLEGE-LEVEL CREDIT HOURS

Of the 212,981 online students for whom data were available in fiscal year 2021 (91.9 percent), 50.7 percent accumulated less than 30 college-level hours (freshman level). Nearly three out of ten (29.0 percent) accumulated between 30 and 59 credit hours (sophomore status), and one-fifth (20.3 percent) earned 60 or more credit hours (Table A-16).

GRADE POINT AVERAGE

Cumulative grade point average (GPA) data were available for 91.7 percent of the online students enrolled in fiscal year 2021. Pre-college coursework does not generate GPA information. Nearly

nine out of ten students had grade point averages of 2.01 or higher, which is a “C” average or above (88.7 percent). More than one-half of the students (55.2 percent) achieved grade point averages in the “B” to “A” range (3.01 to 4.00). One-third (33.5 percent) achieved grade point averages in the “C” to “B” range (2.01 to 3.00) (Table A-17).

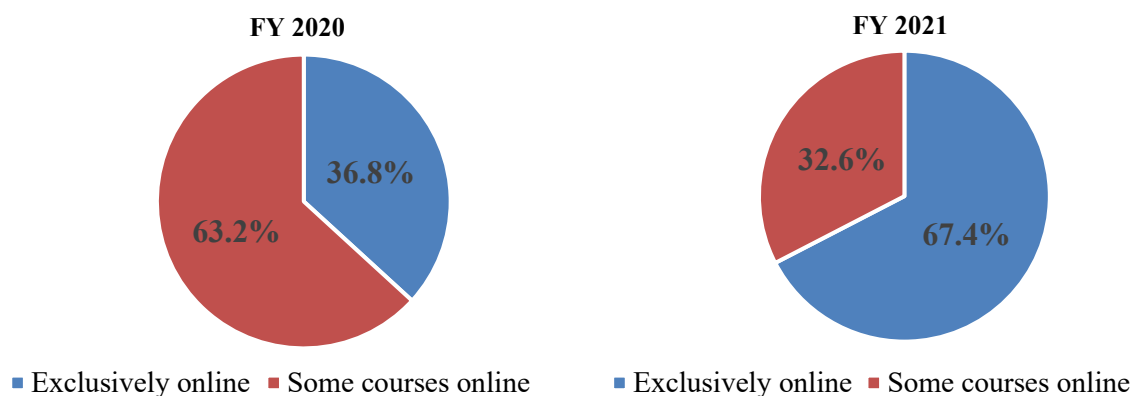
HOURS ATTEMPTED AND EARNED

In fiscal year 2021, Illinois community college students that completed at least one online credit course earned on average 85.9 percent of the online credit hours they attempted (N = 3,105,642/3,613,517). Full-time (85.3 percent) and part-time (86.8 percent) students earned a similar percentage of the hours they attempted (Table A-15).

Table A-18 demonstrates how many Internet hours students earned during fiscal year 2021. Out of 231,814 students that completed at least one online credit course in fiscal year 2021, 23.2 percent of students earned less than four credit hours, 36.8 percent of students earned between four and less than ten credit hours, 17.9 percent of students earned between ten and less than 16 credit hours, 19.3 percent of students earned between 16 and less than 31 credit hours, and 2.8 percent of students earned 31 or more credit hours.

Table A-19 provides the rate of Internet hours compared to overall credit hours. More than two-thirds of the students (67.4 percent) that completed at least one online credit course in fiscal year 2021 took their courses exclusively online compared to 36.8 percent of students in fiscal year 2020. Six in seven students (85.7 percent) earned 50 percent or more of credit hours through Internet-based courses (including students that took their courses exclusively online), five percent of students earned up to 25 percent of credit hours through Internet-based courses, and nine percent of students earned between 25 percent and 50 percent of credit hours through Internet-based courses.

**Figure 3. Online Students Enrolled Exclusively or Partially in Internet-Based Coursework
Fiscal Year 2020 and 2021**



Source of Data: ICCB Centralized Data System—Annual Enrollment and Completion (A1) Data

DISTANCE EDUCATION COURSE COUNT AND COURSE SECTION ENROLLMENT

COURSE COUNT BY INSTRUCTIONAL DELIVERY

In fiscal year 2021 Illinois community colleges offered a total of 69,569 distance education courses (including hybrid courses and distance education courses impacted by campus closures due to COVID-19), which accounted

In fiscal year 2021, distance education courses accounted for 63.1 percent of all courses.

for 63.1 percent of all courses. Online/internet-based courses, the most common instructional delivery in distance education, accounted for 75.7 of all distance education courses in fiscal year 2021, with hybrid/blended courses accounting for another 19.2 percent, for a total of 94.9 percent of all distance education courses (Table B-1). Distance education courses represented the highest proportion of courses at Wilbur Wright College (99.3 percent), Harold Washington College (98.8 percent), and Richard J. Daley College (98.2 percent).

COURSE SECTION ENROLLMENT BY INSTRUCTIONAL DELIVERY

All distance education course enrollments (including enrollment in hybrid coursework and distance education enrollment impacted by campus closures due to COVID-19) totaled 1,030,583 in fiscal year 2021 and accounted for 70.2 percent of all course enrollments. Online/internet-based course enrollments accounted for 83.1 percent of all distance education enrollments in fiscal year 2021, with hybrid/blended enrollments accounting for another 12.5 percent. Combined, online/internet-based and hybrid/blended enrollments represented 95.6 percent of all distance education course enrollments (Table B-2). Wilbur Wright College had the highest ratio of distance education enrollment to all course enrollments (99.8 percent), followed by Harold Washington College (99.6 percent), and Olive-Harvey College (99.4 percent).

Distance education course enrollments (including hybrid courses and distance education courses impacted by campus closures due to COVID-19) increased 194.2 percent compared to fiscal year 2020. Compared to last year, an unprecedentedly large increase in enrollment was noted for Internet-based courses (+209.4 percent) and hybrid courses (includes hybrid courses impacted by COVID-19, +84.5 percent). A large increase in enrollment was also noted for the sum of fiscal year 2021 interactive instructional TV/distance learning courses, broadcast TV/audio, courses via stored media, and correspondence (including those enrollments impacted by campus closures due to COVID-19) when compared to the fiscal year 2020 sum of the same instructional delivery types (+1091.5 percent) (Table B-3).

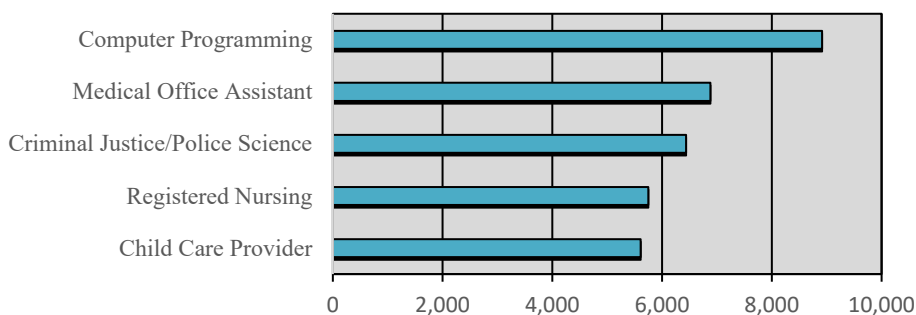
AVERAGE CLASS SIZE IN INTERNET-BASED AND HYBRID COURSES

The average class size in online and hybrid courses in fiscal year 2021 was 14.9 students per course. Waubensee Community College had the largest average online and hybrid enrollments per course in fiscal year 2021 at 20.1, while Frontier Community College had the smallest average online and hybrid enrollments per course at 6.5 (Table B-4).

COURSE SECTION ENROLLMENT IN CAREER AND TECHNICAL EDUCATION

Table B-5 provides duplicated online course section enrollment in Career and Technical Education by program in fiscal year 2021. Computer Programming/Programmer, General (CIP 110201; N = 8,917), Medical Office Assistant/Specialist (CIP 510710; N = 6,881), Criminal Justice/Police Science (CIP 430107; N = 6,436), Registered Nursing/Registered Nurse (CIP 513801; N = 5,750), and Child Care Provider/Assistant (CIP 190709; N = 5,611) are the five largest Career and Technical Education curricula with over 5,000 duplicated online course section enrollments.

**Figure 4. Top Five Online Course Section Enrollments in Career and Technical Education
Fiscal Year 2021**



Source of Data: ICCB Centralized Data System— Course Enrollment and Resources (SU/SR) Data

BIBLIOGRAPHY

- Integrated Postsecondary Education Data System (IPEDS). U.S. Department of Education. Institute of Education Sciences, National Center for Education Statistics. (June 29, 2022). <https://nces.ed.gov/ipeds/Home/UseTheData>
- National Center for Education Statistics. (2021). Table 311.15. Number and percentage of students enrolled in degree-granting postsecondary institutions, by distance education participation, location of student, level of enrollment, and control and level of institution: Fall 2018 and fall 2019. *Digest of Education Statistics*. Washington, DC: U.S. Department of Education. https://nces.ed.gov/programs/digest/d20/tables/dt20_311.15.asp
- National Center for Education Statistics. (2022). Table 311.15. Number and percentage of students enrolled in degree-granting postsecondary institutions, by distance education participation, location of student, level of enrollment, and control and level of institution: Fall 2019 and fall 2020. *Digest of Education Statistics*. Washington, DC: U.S. Department of Education. https://nces.ed.gov/programs/digest/d21/tables/dt21_311.15.asp

APPENDIX A

Unduplicated Enrollment

- A-1 Summary Comparison of Annual Credit Online Headcount Enrollments by College, Fiscal Years 2017-2021
- A-2 Summary Comparison of Annual Online FTE Enrollments by College, Fiscal Years 2017-2021
- A-3 Comparison of Male and Female Annual Online Headcount Enrollments, Fiscal Years 2017-2021
- A-4 Comparison of Annual Online Headcount Enrollments by Ethnic Origin, Fiscal Years 2017-2021
- A-5 Comparison of Annual Online Headcount Enrollments by Age Category, Fiscal Years 2017-2021
- A-6a Comparison of Annual Online Headcount Enrollments in Instructional Program Areas, Fiscal Years 2017-2021
- A-6b Comparison of Annual Online Headcount Enrollments in Instructional Program Areas, Fiscal Years 2017-2021 excluding City Colleges of Chicago
- A-7 Fiscal Year 2021 Online Headcount Enrollments in Instructional Program Areas by Gender
- A-8 Fiscal Year 2021 Online Headcount Enrollments in Instructional Program Areas by Racial/Ethnic Origin
- A-9 Fiscal Year 2021 Online Headcount Enrollments in Instructional Program Areas by Age Group
- A-10 Comparative Summary of Career and Technical Education Curricula Online Enrollments Over 1,000 (Fiscal Years 2020 or 2021)
- A-11 Fiscal Year 2021 Annual Online Headcount Enrollments in Instructional Program Areas by Student Intent
- A-12 Fiscal Year 2021 Annual Online Headcount Enrollments in Instructional Program Areas by Degree Objective
- A-13 Fiscal Year 2021 Duplicated Online Headcount Enrollments by Term and Type of Attendance
- A-14 Fiscal Year 2021 Online Headcount Enrollments (Excluding Adult Education) by Highest Degree Earned Prior to Enrollment
- A-15 Fiscal Year 2021 Online Hours Attempted vs. Online Hours Earned by Term and Enrollment Status
- A-16 Fiscal Year 2021 Online Headcount Enrollments by College-Level Hours Accumulated
- A-17 Fiscal Year 2021 Online Headcount Enrollments by College-Level Cumulative GPA
- A-18 Fiscal Year 2021 Online Headcount Enrollments by Internet Credit Hours Earned Ranges
- A-19 Fiscal Year 2021 Online Headcount Enrollments by Rate of Internet Credit Hours Compared to Overall Credit Hours

APPENDIX B

Duplicated Course Count and Course Section Enrollment

B-1 Instructional Delivery Course Count by College, Fiscal Year 2021

B-2 Instructional Delivery in Course Section Enrollment by College, Fiscal Year 2021

B-3 Comparison of Course Section Enrollment by Instructional Delivery, Fiscal Years 2020 or 2021

B-4 Average Class Size in Internet-Based and Hybrid Courses by College, Fiscal Year 2021

B-5 Annual Duplicated Online Course Section Enrollment in Career and Technical Education by Instructional Program by College, Fiscal Year 2021



Illinois Community College Board
Table A-1
SUMMARY COMPARISON OF ANNUAL CREDIT ONLINE HEADCOUNT ENROLLMENTS
BY COLLEGE, FISCAL YEARS 2017-2021

Dist. No.	District/College	FY 2017 Headcount	FY 2018 Headcount	FY 2019 Headcount	FY 2020 Headcount	FY 2021 Headcount	% Change 2017-2021	% Change 2020-2021
503	Black Hawk	2,353	2,426	2,425	2,409	3,387	43.9 %	40.6 %
518	Carl Sandburg	939	1,043	1,178	1,257	1,391	48.1	10.7
508	City Colleges of Chicago	(6,758)	(7,208)	(7,596)	(8,607)	(45,298)	(570.3)	(426.23)
	Harold Washington	1,937	2,098	2,222	2,417	8,236	325.2	240.8
	Harry S Truman	945	967	977	1,096	6,783	617.8	518.9
	Kennedy-King	401	340	356	381	2,299	473.3	503.4
	Malcolm X	980	1,080	1,258	1,549	8,725	790.3	463.3
	Olive-Harvey	401	399	394	461	2,508	525.4	444.0
	Richard J. Daley	669	631	709	763	6,326	845.6	729.1
	Wilbur Wright	1,425	1,693	1,680	1,940	10,421	631.3	437.2
502	College of DuPage	11,699	12,215	12,014	12,424	21,732	85.8	74.9
532	College of Lake County	5,500	5,846	5,736	5,965	7,994	45.3	34.0
507	Danville Area	1,607	1,536	1,490	1,435	1,744	8.5	21.5
509	Elgin	3,004	3,063	3,094	4,081	9,396	212.8	130.2
512	Harper	4,502	4,789	5,066	5,601	14,517	222.5	159.2
540	Heartland	2,221	2,395	2,494	2,785	4,176	88.0	49.9
519	Highland	821	792	770	741	1,051	28.0	41.8
514	Illinois Central	4,179	4,135	4,048	4,052	6,669	59.6	64.6
529	Illinois Eastern	(1,686)	(1,805)	(2,000)	(1,703)	(1,880)	(11.5)	(10.4)
	Frontier	206	184	284	265	328	59.2	23.8
	Lincoln Trail	388	449	501	475	531	36.9	11.8
	Olney Central	731	754	778	601	610	-16.6	1.5
	Wabash Valley	361	418	437	362	411	13.9	13.5
513	Illinois Valley	1,047	1,058	971	1,063	2,638	152.0	148.2
530	John A. Logan	1,844	2,091	2,121	1,968	2,278	23.5	15.8
539	John Wood	1,612	1,607	1,670	1,643	1,945	20.7	18.4
525	Joliet Junior	5,407	5,896	6,102	6,363	8,669	60.3	36.2
520	Kankakee	1,650	1,181	1,152	1,850	2,199	33.3	18.9
501	Kaskaskia	2,440	2,010	2,216	1,851	2,100	-13.9	13.5
523	Kishwaukee	1,843	1,800	1,766	1,841	3,068	66.5	66.6
517	Lake Land	2,893	3,034	2,937	3,010	3,771	30.3	25.3
536	Lewis and Clark	1,753	1,473	1,194	1,361	3,027	72.7	122.4
526	Lincoln Land	3,322	3,452	3,480	3,437	5,499	65.5	60.0
528	McHenry County	2,980	3,072	3,056	3,208	5,108	71.4	59.2
524	Moraine Valley	4,544	4,731	4,916	5,135	10,526	131.6	105.0
527	Morton	683	820	805	830	4,419	547.0	432.4
535	Oakton	5,406	5,336	5,540	5,389	12,115	124.1	124.8
505	Parkland	5,611	5,428	5,158	4,859	7,079	26.2	45.7
515	Prairie State	1,527	1,516	1,500	1,567	3,151	106.4	101.1
521	Rend Lake	986	903	905	966	1,749	77.4	81.1
537	Richland	1,553	1,450	1,420	1,619	1,917	23.4	18.4
511	Rock Valley	2,401	2,229	2,519	2,675	4,073	69.6	52.3
506	Sauk Valley	1,159	1,082	1,107	1,136	1,392	20.1	22.5
531	Shawnee	641	674	575	628	803	25.3	27.9
510	South Suburban	1,133	1,192	1,181	1,345	1,457	28.6	8.3
533	Southeastern Illinois	1,295	1,078	1,127	1,052	1,000	-22.8	-4.9
522	Southwestern Illinois	3,602	3,625	3,547	3,725	5,819	61.5	56.2
534	Spoon River	1,076	1,176	1,242	1,147	1,097	2.0	-4.4
504	Triton	5,526	3,371	3,207	3,211	7,810	41.3	143.2
516	Waubonsee	<u>4,889</u>	<u>5,046</u>	<u>4,973</u>	<u>4,938</u>	<u>7,870</u>	<u>61.0 %</u>	<u>59.4 %</u>
	TOTALS	114,092	113,584	114,298	118,877	231,814	103.2 %	95.0 %

SOURCE OF DATA: ICCB Centralized Data System--Annual Enrollment (A1) Data



Illinois Community College Board
Table A-2
SUMMARY COMPARISON OF ANNUAL ONLINE FTE* ENROLLMENTS
BY COLLEGE, FISCAL YEARS 2017-2021

Dist. No.	District/College	FY 2017 FTE	FY 2018 FTE	FY 2019 FTE	FY 2020 FTE	FY 2021 FTE	% Change 2017-2021	% Change 2020-2021
503	Black Hawk	1,390	1,440	1,443	1,402	1,830	31.6 %	30.6 %
518	Carl Sandburg	589	630	708	771	912	54.8	18.2
508	City Colleges of Chicago	(3,609)	(3,892)	(4,002)	(4,560)	(23,154)	(541.6)	(407.8)
	Harold Washington	1,046	1,097	1,163	1,242	3,963	279.0	219.2
	Harry S Truman	498	541	508	549	3,393	582.0	518.6
	Kennedy-King	216	195	200	215	1,215	463.0	465.0
	Malcolm X	570	623	727	889	4,670	718.8	425.2
	Olive-Harvey	193	195	202	234	1,212	526.8	418.9
	Richard J. Daley	357	332	336	374	3,095	767.9	726.5
	Wilbur Wright	730	908	866	1,058	5,608	668.1	430.0
502	College of DuPage	5,384	5,667	5,576	5,849	10,425	93.6	78.2
532	College of Lake County	2,382	2,579	2,594	2,732	3,956	66.1	44.8
507	Danville Area	990	989	941	907	1,016	2.6	12.0
509	Elgin	1,645	1,676	1,680	2,403	4,824	193.2	100.8
512	Harper	2,195	2,371	2,518	2,798	7,015	219.6	150.7
540	Heartland	1,218	1,259	1,296	1,400	2,179	78.9	55.7
519	Highland	539	549	537	510	699	29.5	37.0
514	Illinois Central	2,120	2,128	2,155	2,149	3,455	63.0	60.7
529	Illinois Eastern	(1,269)	(1,320)	(1,471)	(1,235)	(1,364)	(7.5)	(10.5)
	Frontier	152	113	158	167	196	28.6	17.5
	Lincoln Trail	307	322	381	336	403	31.2	19.9
	Olney Central	521	552	580	453	455	-12.6	0.4
	Wabash Valley	289	333	351	278	310	7.5	11.5
513	Illinois Valley	627	588	579	680	1,414	125.6	107.9
530	John A. Logan	1,101	1,243	1,277	1,184	1,358	23.3	14.7
539	John Wood	927	939	945	979	1,103	19.0	12.7
525	Joliet Junior	2,890	3,238	3,305	3,454	4,963	71.7	43.7
520	Kankakee	891	635	630	955	1,183	32.8	23.8
501	Kaskaskia	1,350	1,229	1,338	1,173	1,319	-2.2	12.5
523	Kishwaukee	1,136	1,062	1,078	1,088	1,463	28.8	34.4
517	Lake Land	1,876	2,038	1,994	2,046	2,416	28.7	18.1
536	Lewis and Clark	844	804	646	794	1,741	106.3	119.3
526	Lincoln Land	1,737	1,798	1,865	1,911	2,845	63.8	48.8
528	McHenry County	1,531	1,607	1,643	1,727	2,826	84.6	63.6
524	Moraine Valley	2,541	2,742	2,902	3,085	5,739	125.8	86.0
527	Morton	376	477	471	454	2,028	439.9	346.9
535	Oakton	2,156	2,186	2,270	2,206	4,694	117.7	112.7
505	Parkland	2,753	2,633	2,589	2,533	3,421	24.3	35.1
515	Prairie State	836	820	821	893	1,600	91.3	79.1
521	Rend Lake	705	648	654	713	1,149	62.9	61.2
537	Richland	872	835	840	914	1,058	21.4	15.8
511	Rock Valley	1,411	1,319	1,487	1,600	2,758	95.4	72.4
506	Sauk Valley	714	669	672	736	835	17.0	13.5
531	Shawnee	449	460	480	459	589	31.0	28.2
510	South Suburban	590	663	659	690	775	31.4	12.4
533	Southeastern Illinois	688	647	673	655	607	-11.7	-7.3
522	Southwestern Illinois	2,022	2,067	2,037	2,185	3,313	63.8	51.6
534	Spoon River	625	677	691	681	633	1.2	-7.1
504	Triton	2,777	1,714	1,675	1,727	3,993	43.8	131.2
516	Waubensee	<u>2,255</u>	<u>2,327</u>	<u>2,309</u>	<u>2,310</u>	<u>3,800</u>	<u>68.5 %</u>	<u>64.5 %</u>
	TOTALS	60,012	60,562	61,451	64,549	120,451	100.7 %	86.6 %

*Full-time equivalent enrollments are based on all credit hours attempted (including nonreimbursable credit hours).
SOURCE OF DATA: ICCB Centralized Data System--Annual Enrollment (A1) Data



Illinois Community College Board
Table A-3
COMPARISON OF MALE AND FEMALE ANNUAL ONLINE HEADCOUNT
ENROLLMENTS, FISCAL YEARS 2017-2021

	2017		2018		2019		2020		2021	
Male	41,264	36.2%	41,301	36.4%	41,377	36.2%	43,025	36.2%	88,128	38.0%
<i>Percent Change</i>	2.2%		0.1%		0.2%		4.0%		104.8%	
Female	72,828	63.8%	72,283	63.6%	72,921	63.8%	75,852	63.8%	143,686	62.0%
<i>Percent Change</i>	1.4%		-0.7%		0.9%		4.0%		89.4%	
Total	114,092	100.0%	113,584	100.0%	114,298	100.0%	118,877	100.0%	231,814	100.0%
<i>Percent Change</i>	1.7%		-0.4%		0.6%		4.0%		95.0%	

SOURCE OF DATA: ICCB Centralized Data System--Annual Enrollment (A1) Data



Illinois Community College Board
Table A-4
COMPARISON OF ANNUAL ONLINE HEADCOUNT ENROLLMENTS BY ETHNIC ORIGIN*
FISCAL YEARS 2017-2021

	2017		2018		2019		2020		2021	
Asian	5,857	5.3%	5,876	5.3%	6,161	5.5%	6,441	5.6%	14,144	6.3%
<i>Percent Change</i>	3.1%		0.3%		4.9%		4.5%		119.6%	
Native American/Alaskan	256	0.2%	244	0.2%	238	0.2%	206	0.2%	513	0.2%
<i>Percent Change</i>	-11.1%		-4.7%		-2.5%		-13.4%		149.0%	
African American	11,091	10.0%	10,692	9.7%	10,761	9.7%	11,485	9.9%	27,123	12.0%
<i>Percent Change</i>	0.8%		-3.6%		0.6%		6.7%		136.2%	
Latino	16,030	14.5%	16,647	15.1%	18,193	16.3%	20,827	18.0%	60,097	26.7%
<i>Percent Change</i>	17.2%		3.8%		9.3%		14.5%		188.6%	
White	73,639	66.4%	72,500	65.7%	71,175	63.9%	71,832	62.0%	113,493	50.4%
<i>Percent Change</i>	-0.9%		-1.5%		-1.8%		0.9%		58.0%	
Nonresident Alien	1,061	1.0%	1,356	1.2%	1,408	1.3%	1,332	1.1%	2,578	1.1%
<i>Percent Change</i>	34.6%		27.8%		3.8%		-5.4%		93.5%	
Pacific Islander/Native Hawaiian	107	0.1%	99	0.1%	100	0.1%	89	0.1%	188	0.1%
<i>Percent Change</i>	-33.1%		-7.5%		1.0%		-11.0%		111.2%	
Two or More Races	2,818	2.5%	2,998	2.7%	3,270	2.9%	3,640	3.1%	6,962	3.1%
<i>Percent Change</i>	19.3%		6.4%		9.1%		11.3%		91.3%	
Total Known	110,859	100.0%	110,412	100.0%	111,306	100.0%	115,852	100.0%	225,098	100.0%
All Other Unknown	3,233	2.9%	3,172	2.9%	2,992	2.7%	3,025	2.6%	6,716	3.0%
TOTALS	114,092		113,584		114,298		118,877		231,814	

*Race/ethnicity classifications align with U.S. Department of Education collection and reporting standards.
SOURCE OF DATA: ICCB Centralized Data System--Annual Enrollment (A1) Data



Illinois Community College Board
Table A-5
COMPARISON OF ANNUAL ONLINE HEADCOUNT ENROLLMENTS
BY AGE CATEGORY, FISCAL YEARS 2017-2021

	2017		2018		2019		2020		2021	
16 and Under	332	0.3%	314	0.3%	384	0.3%	509	0.4%	1,602	0.7%
<i>Percent Change</i>	11.8%		-5.4%		22.3%		32.6%		214.7%	
17-20	34,202	30.0%	34,756	30.6%	36,712	32.1%	40,287	33.9%	85,308	36.8%
<i>Percent Change</i>	7.8%		1.6%		5.6%		9.7%		111.8%	
21-24	37,094	32.5%	37,592	33.1%	37,376	32.7%	38,193	32.1%	64,365	27.8%
<i>Percent Change</i>	1.1%		1.3%		-0.6%		2.2%		68.5%	
25-30	18,581	16.3%	18,482	16.3%	18,026	15.8%	17,859	15.0%	33,337	14.4%
<i>Percent Change</i>	-0.7%		-0.5%		-2.5%		-0.9%		86.7%	
31-39	13,147	11.5%	12,393	10.9%	12,091	10.6%	12,170	10.2%	24,295	10.5%
<i>Percent Change</i>	-1.5%		-5.7%		-2.4%		0.7%		99.6%	
40-55	9,136	8.0%	8,572	7.5%	8,273	7.2%	8,300	7.0%	17,963	7.8%
<i>Percent Change</i>	-6.9%		-6.2%		-3.5%		0.3%		116.4%	
Over 55	1,582	1.4%	1,462	1.3%	1,420	1.2%	1,528	1.3%	4,821	2.1%
<i>Percent Change</i>	-0.2%		-7.6%		-2.9%		7.6%		215.5%	
TOTAL REPORTED	114,074	100.0%	113,571	100.0%	114,282	100.0%	118,846	100.0%	231,691	100.0%
Unreported Age	18		13		16		31		123	
TOTALS	114,092		113,584		114,298		118,877		231,814	
Mean Age	26.4		26.2		26.0		25.8		26.2	
Median Age	22.8		22.6		22.4		22.3		22.2	

SOURCE OF DATA: ICCB Centralized Data System--Annual Enrollment (A1) Data

Illinois Community College Board

Table A-6a

COMPARISON OF ANNUAL ONLINE HEADCOUNT ENROLLMENTS IN INSTRUCTIONAL PROGRAM AREAS
FISCAL YEARS 2017-2021



	2017		2018		2019		2020		2021	
General Associate	6,866	6.0%	6,783	6.0%	6,850	6.0%	7,130	6.0%	15,241	6.6%
<i>Percent Change</i>	4.5%		-1.2%		1.0%		4.1%		113.8%	
Transfer	73,437	64.4%	74,525	65.6%	75,316	65.9%	79,344	66.7%	145,832	62.9%
<i>Percent Change</i>	3.2%		1.5%		1.1%		5.3%		83.8%	
Career & Technical Ed.	32,000	28.0%	30,840	27.2%	30,701	26.9%	30,825	25.9%	52,533	22.7%
<i>Percent Change</i>	-1.3%		-3.6%		-0.5%		0.4%		70.4%	
Vocational Skills	894	0.8%	663	0.6%	787	0.7%	942	0.8%	2,496	1.1%
<i>Percent Change</i>	-22.9%		-25.8%		18.7%		19.7%		165.0%	
ABE/ASE/ESL	743	0.7%	587	0.5%	494	0.4%	476	0.4%	15,506	6.7%
<i>Percent Change</i>	9.3%		-21.0%		-15.8%		-3.6%		3157.6%	
General Studies Cert.	152	0.1%	186	0.2%	150	0.1%	160	0.1%	206	0.1%
<i>Percent Change</i>	-19.1%		22.4%		-19.4%		6.7%		28.8%	
TOTALS	114,092	100.0%	113,584	100.0%	114,298	100.0%	118,877	100.0%	231,814	100.0%

SOURCE OF DATA: ICCB Centralized Data System--Annual Enrollment (A1) Data

Illinois Community College Board

Table A-6b

COMPARISON OF ANNUAL ONLINE HEADCOUNT ENROLLMENTS IN INSTRUCTIONAL PROGRAM AREAS

FISCAL YEARS 2017-2021

EXCLUDING CITY COLLEGES OF CHICAGO



	2017		2018		2019		2020		2021	
General Associate	5,811	5.4%	5,615	5.3%	5,702	5.3%	5,723	5.2%	9,019	4.8%
<i>Percent Change</i>	9.8%		-3.4%		1.5%		0.4%		57.6%	
Transfer	68,473	63.8%	69,200	65.1%	69,567	65.2%	72,900	66.1%	120,713	64.7%
<i>Percent Change</i>	2.9%		1.1%		0.5%		4.8%		65.6%	
Career & Technical Ed.	31,547	29.4%	30,387	28.6%	30,216	28.3%	30,311	27.5%	49,156	26.4%
<i>Percent Change</i>	-1.0%		-3.7%		-0.6%		0.3%		62.2%	
Vocational Skills	894	0.8%	663	0.6%	787	0.7%	942	0.9%	2,496	1.3%
<i>Percent Change</i>	-22.9%		-25.8%		18.7%		19.7%		165.0%	
ABE/ASE/ESL	457	0.4%	325	0.3%	280	0.3%	234	0.2%	4,926	2.6%
<i>Percent Change</i>	4.6%		-28.9%		-13.8%		-16.4%		2005.1%	
General Studies Cert.	152	0.1%	186	0.2%	150	0.1%	160	0.1%	206	0.1%
<i>Percent Change</i>	-19.1%		22.4%		-19.4%		6.7%		28.8%	
TOTALS	107,334	100.0%	106,376	100.0%	106,702	100.0%	110,270	100.0%	186,516	100.0%

SOURCE OF DATA: ICCB Centralized Data System--Annual Enrollment (A1) Data

Illinois Community College Board

Table A-7

FISCAL YEAR 2021 ONLINE HEADCOUNT ENROLLMENTS IN INSTRUCTIONAL PROGRAM AREAS
BY GENDER



	Male		Female		Total	
General Associate (1.0)	3,820 4.3%	25.1%	11,421 7.9%	74.9%	15,241 6.6%	100.0%
Transfer (1.1)	57,760 65.5%	39.6%	88,072 61.3%	60.4%	145,832 62.9%	100.0%
Career & Technical Ed. (1.2)	21,141 24.0%	40.2%	31,392 21.8%	59.8%	52,533 22.7%	100.0%
Vocational Skills (1.6)	1,003 1.1%	40.2%	1,493 1.0%	59.8%	2,496 1.1%	100.0%
ABE/ASE (1.7/1.8)	3,205 3.6%	29.8%	7,554 5.3%	70.2%	10,759 4.6%	100.0%
ESL (1.9)	1,135 1.3%	23.9%	3,612 2.5%	76.1%	4,747 2.0%	100.0%
General Studies Cert. (1.5)	64 0.1%	31.1%	142 0.1%	68.9%	206 0.1%	100.0%
TOTALS	88,128 100.0%	38.0%	143,686 100.0%	62.0%	231,814 100.0%	100.0%

SOURCE OF DATA: ICCB Centralized Data System--Annual Enrollment (A1) Data



Illinois Community College Board
Table A-8
FISCAL YEAR 2021 ONLINE HEADCOUNT ENROLLMENTS IN INSTRUCTIONAL PROGRAM AREAS
BY RACIAL/ETHNIC ORIGIN*

	Asian		Native American		African American		Latino		White		Nonresident Alien		Pacific Islander		Two or More Races		Unknown		Total	
General Associate (1.0)	562 4.0%	3.7%	28 5.5%	0.2%	3,020 11.1%	19.8%	4,692 7.8%	30.8%	6,005 5.3%	39.4%	175 6.8%	1.1%	14 7.4%	0.1%	444 6.4%	2.9%	301 4.5%	2.0%	15,241 6.6%	100.0%
Transfer (1.1)	9,588 67.8%	6.6%	333 64.9%	0.2%	15,749 58.1%	10.8%	34,550 57.5%	23.7%	74,823 65.9%	51.3%	1,685 65.4%	1.2%	114 60.6%	0.1%	4,856 69.8%	3.3%	4,134 61.6%	2.8%	145,832 62.9%	100.0%
Career & Technical Ed. (1.2)	2,840 20.1%	5.4%	125 24.4%	0.2%	5,712 21.1%	10.9%	11,572 19.3%	22.0%	28,825 25.4%	54.9%	393 15.2%	0.7%	48 25.5%	0.1%	1,515 21.8%	2.9%	1,503 22.4%	2.9%	52,533 22.7%	100.0%
Vocational Skills (1.6)	68 0.5%	2.7%	4 0.8%	0.2%	189 0.7%	7.6%	373 0.6%	14.9%	1,391 1.2%	55.7%	20 0.8%	0.8%	1 0.5%	0.0%	21 0.3%	0.8%	429 6.4%	17.2%	2,496 1.1%	100.0%
ABE/ASE (1.7/1.8)	502 3.5%	4.7%	17 3.3%	0.2%	2,151 7.9%	20.0%	6,321 10.5%	58.8%	1,415 1.2%	13.2%	107 4.2%	1.0%	8 4.3%	0.1%	105 1.5%	1.0%	133 2.0%	1.2%	10,759 4.6%	100.0%
ESL (1.9)	577 4.1%	12.2%	4 0.8%	0.1%	296 1.1%	6.2%	2,572 4.3%	54.2%	879 0.8%	18.5%	197 7.6%	4.1%	3 1.6%	0.1%	20 0.3%	0.4%	199 3.0%	4.2%	4,747 2.0%	100.0%
Gen Studies Cert. (1.5)	7 0.0%	3.4%	2 0.4%	1.0%	6 0.0%	2.9%	17 0.0%	8.3%	155 0.1%	75.2%	1 0.0%	0.5%	0 0.0%	0.0%	1 0.0%	0.5%	17 0.3%	8.3%	206 0.1%	100.0%
TOTALS	14,144 100.0%	6.1%	513 100.0%	0.2%	27,123 100.0%	11.7%	60,097 100.0%	25.9%	113,493 100.0%	49.0%	2,578 100.0%	1.1%	188 100.0%	0.1%	6,962 100.0%	3.0%	6,716 100.0%	2.9%	231,814 100.0%	100.0%

*Race/ethnicity classifications align with U.S. Department of Education collection and reporting standards.
SOURCE OF DATA: ICCB Centralized Data System--Annual Enrollment (A1) Data



Illinois Community College Board
Table A-9
FISCAL YEAR 2021 ONLINE HEADCOUNT ENROLLMENTS IN INSTRUCTIONAL PROGRAM AREAS
BY AGE GROUP

	16 & Under		17-20		21-24		25-30		31-39		40-55		Over 55		Unknown		Total	
General Associate (1.0)	24 1.5%	0.2%	4,708 5.5%	30.9%	3,910 6.1%	25.7%	2,899 8.7%	19.0%	2,258 9.3%	14.8%	1,257 7.0%	8.2%	180 3.7%	1.2%	5 4.1%	0.0%	15,241 6.6%	100.0%
Transfer (1.1)	1,456 90.9%	1.0%	66,569 78.0%	45.6%	44,367 68.9%	30.4%	16,967 50.9%	11.6%	9,579 39.4%	6.6%	5,659 31.5%	3.9%	1,196 24.8%	0.8%	39 31.7%	0.0%	145,832 62.9%	100.0%
Career & Technical Ed. (1.2)	99 6.2%	0.2%	12,744 14.9%	24.3%	14,113 21.9%	26.9%	10,379 31.1%	19.8%	7,868 32.4%	15.0%	6,145 34.2%	11.7%	1,144 23.7%	2.2%	41 33.3%	0.1%	52,533 22.7%	100.0%
Vocational Skills (1.6)	7 0.4%	0.3%	147 0.2%	5.9%	293 0.5%	11.7%	238 0.7%	9.5%	301 1.2%	12.1%	550 3.1%	22.0%	929 19.3%	37.2%	31 25.2%	1.2%	2,496 1.1%	100.0%
ABE/ASE (1.7/1.8)	8 0.5%	0.1%	871 1.0%	8.1%	1,348 2.1%	12.5%	2,137 6.4%	19.9%	2,986 12.3%	27.8%	2,656 14.8%	24.7%	748 15.5%	7.0%	5 4.1%	0.0%	10,759 4.6%	100.0%
ESL (1.9)	0 0.0%	0.0%	163 0.2%	3.4%	309 0.5%	6.5%	700 2.1%	14.7%	1,289 5.3%	27.2%	1,669 9.3%	35.2%	615 12.8%	13.0%	2 1.6%	0.0%	4,747 2.0%	100.0%
General Studies Cert. (1.5)	8 0.5%	3.9%	106 0.1%	51.5%	25 0.0%	12.1%	17 0.1%	8.3%	14 0.1%	6.8%	27 0.2%	13.1%	9 0.2%	4.4%	0 0.0%	0.0%	206 0.1%	100.0%
TOTALS	1,602 100.0%	0.7%	85,308 100.0%	36.8%	64,365 100.0%	27.8%	33,337 100.0%	14.4%	24,295 100.0%	10.5%	17,963 100.0%	7.7%	4,821 100.0%	2.1%	123 100.0%	0.1%	231,814 100.0%	100.0%

SOURCE OF DATA: ICCB Centralized Data System--Annual Enrollment (A1) Data

Illinois Community College Board
Table A-10
COMPARATIVE SUMMARY OF CAREER AND TECHNICAL EDUCATION CURRICULA
ONLINE ENROLLMENTS OVER 1,000
FISCAL YEARS 2020 OR 2021



CURRICULA & CIP	FY 2020	FY 2021	Number Change	Percent Change
Registered Nursing/Registered Nurse 513801	3,725	6,058	2,333	62.6%
Business Administration and Management 520201	1,863	2,838	975	52.3%
Child Care Provider/Assistant 190709	1,510	2,163	653	43.2%
Criminal Justice/Police Science 430107	1,120	1,779	659	58.8%
Nursing Assistant/Aide and Patient Care Assistant/Aide 513902	665	1,476	811	122.0%
Business, Management, Marketing, and Related Support Services, Other 529999	712	1,327	615	86.4%
Accounting Technology/Technician and Bookkeeping 520302	1,045	1,294	249	23.8%
Automobile/Automotive Mechanics Technology/Technician 470604	308	1,078	770	250.0%
Computer Systems Networking and Telecommunications 110901	669	1,067	398	59.5%

SOURCE OF DATA: ICCB Centralized Data System--Annual Enrollment (A1) Data



Illinois Community College Board
Table A-11
FISCAL YEAR 2021 ANNUAL ONLINE HEADCOUNT ENROLLMENTS IN INSTRUCTIONAL PROGRAM AREAS
BY STUDENT INTENT*


	Prepare for Transfer to Four-Year Institution		Improve Present Job Skills		Prepare for Job After Community College		Improve Basic Skills Or Prepare for High School Equivalency		Personal Interest/ Self Development		Other or No Indication		Total	
General Associate (1.0)	6,495 5.8%	42.6%	606 5.4%	4.0%	5,287 11.4%	34.7%	213 1.3%	1.4%	900 4.1%	5.9%	1,740 7.1%	11.4%	15,241 6.6%	100.0%
Transfer (1.1)	89,469 80.3%	61.4%	3,672 32.7%	2.5%	17,674 38.0%	12.1%	1,358 8.4%	0.9%	17,533 80.7%	12.0%	16,126 65.4%	11.1%	145,832 62.9%	100.0%
Career & Technical Ed. (1.2)	15,088 13.5%	28.7%	5,764 51.4%	11.0%	23,080 49.6%	43.9%	619 3.8%	1.2%	2,342 10.8%	4.5%	5,640 22.9%	10.7%	52,533 22.7%	100.0%
Vocational Skills (1.6)	260 0.2%	10.4%	1,092 9.7%	43.8%	315 0.7%	12.6%	33 0.2%	1.3%	496 2.3%	19.9%	300 1.2%	12.0%	2,496 1.1%	100.0%
ABE/ASE (1.7/1.8)	58 0.1%	0.5%	26 0.2%	0.2%	98 0.2%	0.9%	10,096 62.3%	93.8%	259 1.2%	2.4%	222 0.9%	2.1%	10,759 4.6%	100.0%
ESL (1.9)	40 0.0%	0.8%	48 0.4%	1.0%	65 0.1%	1.4%	3,892 24.0%	82.0%	130 0.6%	2.7%	572 2.3%	12.0%	4,747 2.0%	100.0%
General Studies Cert. (1.5)	62 0.1%	30.1%	9 0.1%	4.4%	27 0.1%	13.1%	3 0.0%	1.5%	54 0.2%	26.2%	51 0.2%	24.8%	206 0.1%	100.0%
TOTALS	111,472 100.0%	48.1%	11,217 100.0%	4.8%	46,546 100.0%	20.1%	16,214 100.0%	7.0%	21,714 100.0%	9.4%	24,651 100.0%	10.6%	231,814 100.0%	100.0%

*Current student intent is examined. When not available, student intent at time of college entrance is used.
SOURCE OF DATA: ICCB Centralized Data System--Annual Enrollment (A1) Data

Illinois Community College Board

Table A-12

FISCAL YEAR 2021 ANNUAL ONLINE HEADCOUNT ENROLLMENTS IN INSTRUCTIONAL PROGRAM AREAS
BY DEGREE OBJECTIVE

	Complete One or Several Courses - Not Pursuing Degree		To Complete a Certificate		To Complete an Associate Degree		Total	
General Associate (1.0)	1,619 2.0%	10.6%	210 1.5%	1.4%	13,412 9.8%	88.0%	15,241 6.6%	100.0%
Transfer (1.1)	54,130 67.4%	37.1%	1,996 14.2%	1.4%	89,706 65.3%	61.5%	145,832 62.9%	100.0%
Career & Technical Ed. (1.2)	6,612 8.2%	12.6%	11,720 83.1%	22.3%	34,201 24.9%	65.1%	52,533 22.7%	100.0%
Vocational Skills (1.6)	2,459 3.1%	98.5%	2 0.0%	0.1%	35 0.0%	1.4%	2,496 1.1%	100.0%
ABE/ASE (1.7/1.8)	10,689 13.3%	99.3%	49 0.3%	0.5%	21 0.0%	0.2%	10,759 4.6%	100.0%
ESL (1.9)	4,633 5.8%	97.6%	105 0.7%	2.2%	9 0.0%	0.2%	4,747 2.0%	100.0%
General Studies Cert. (1.5)	181 0.2%	87.9%	24 0.2%	11.7%	1 0.0%	0.5%	206 0.1%	100.0%
TOTALS	80,323 100.0%	34.6%	14,106 100.0%	6.1%	137,385 100.0%	59.3%	231,814 100.0%	100.0%

SOURCE OF DATA: ICCB Centralized Data System--Annual Enrollment (A1) Data

Illinois Community College Board
Table A-13
FISCAL YEAR 2021 DUPLICATED ONLINE HEADCOUNT ENROLLMENTS
BY TERM AND TYPE OF ATTENDANCE



	Part-time		Full-time		Total	
Summer	83,019	87.5%	11,881	12.5%	94,900	100.0%
Fall	91,335	56.6%	70,042	43.4%	161,377	100.0%
Winter	0	--	0	--	0	--
Spring	95,772	60.4%	62,821	39.6%	158,593	100.0%

SOURCE OF DATA: ICCB Centralized Data System--Annual Enrollment (A1) Data

Illinois Community College Board
Table A-14
FISCAL YEAR 2021 ONLINE HEADCOUNT ENROLLMENTS
(EXCLUDING ADULT EDUCATION)
BY HIGHEST DEGREE EARNED PRIOR TO ENROLLMENT

DEGREE	Enrollment	<i>% of Known</i>
High School Equivalency	5,159	3.0%
High School	95,290	54.5%
Some College Courses	36,497	20.9%
Certificate	9,824	5.6%
Associate Degree	15,915	9.1%
Bachelor's Degree	8,874	5.1%
Master's Degree	2,105	1.2%
First Professional Degree	112	0.1%
Doctoral Degree	245	0.1%
Other	736	0.4%
Total Known	174,757	100.0%
None/Unknown	57,057	
Total	231,814	



SOURCE OF DATA: ICCB Centralized Data System--Annual Enrollment (A1) Data



Illinois Community College Board

Table A-15

FISCAL YEAR 2021 ONLINE HOURS ATTEMPTED VS ONLINE HOURS EARNED
BY TERM AND ENROLLMENT STATUS

TERM	PART-TIME		%	FULL-TIME		%	TOTAL		%
	Attempted	Earned		Attempted	Earned		Attempted	Earned	
Summer	384,027	352,921	91.9%	122,925	107,859	87.7%	506,952	460,780	90.9%
Fall	595,293	514,669	86.5%	995,522	849,165	85.3%	1,590,815	1,363,834	85.7%
Winter	0	0	--	0	0	--	0	0	--
Spring	618,654	519,597	84.0%	897,096	761,431	84.9%	1,515,750	1,281,028	84.5%
Total	1,597,974	1,387,188	86.8%	2,015,543	1,718,454	85.3%	3,613,517	3,105,642	85.9%

SOURCE OF DATA: ICCB Centralized Data System--Annual Enrollment (A1) Data

Illinois Community College Board
Table A-16
FISCAL YEAR 2021 ONLINE HEADCOUNT ENROLLMENTS
BY COLLEGE-LEVEL HOURS ACCUMULATED



Hours	Enrollment	% of Known
1-29	108,068	50.7%
30-59	61,759	29.0%
60-89	35,247	16.5%
90-119	6,159	2.9%
120-159	1,554	0.7%
160+	194	0.1%
Total Known	212,981	100.0%
None/Unknown	18,833	
Total	231,814	

SOURCE OF DATA: ICCB Centralized Data System--Annual Enrollment (A1) Data

Illinois Community College Board
Table A-17
FISCAL YEAR 2021 ONLINE HEADCOUNT ENROLLMENTS
BY COLLEGE-LEVEL CUMULATIVE GPA

Grade point	Students	% of Known
0.01-0.50	1,251	0.6%
0.51-1.00	3,749	1.8%
1.01-1.50	4,738	2.2%
1.51-2.00	14,271	6.7%
2.01-2.50	22,763	10.7%
2.51-3.00	48,507	22.8%
3.01-3.50	49,236	23.2%
3.51-4.00	68,060	32.0%
Total Known	212,575	100.0%
Not Reported	19,239	
Total	231,814	

SOURCE OF DATA: ICCB Centralized Data System--Annual Enrollment (A1) Data



Illinois Community College Board
Table A-18
FISCAL YEAR 2021 ONLINE HEADCOUNT ENROLLMENTS
BY INTERNET CREDIT HOURS EARNED RANGES

Dist. No.	District/College	Internet Credit Hours Earned							Total
		>0-3.99	4-6.99	7-9.99	10-15.99	16-21.99	22-30.99	31 or more	
503	Black Hawk	971	685	413	596	343	326	53	3,387
518	Carl Sandburg	175	219	196	294	276	191	40	1,391
508	City Colleges of Chicago	(6,263)	(8,205)	(7,891)	(9,202)	(5,873)	(5,441)	(2,423)	(45,298)
	Harold Washington	1,383	1,899	1,161	1,539	935	1,045	274	8,236
	Harry S Truman	652	962	1,653	1,535	941	681	359	6,783
	Kennedy-King	499	422	371	424	275	195	113	2,299
	Malcolm X	1,030	1,339	1,484	1,928	1,346	1,227	371	8,725
	Olive-Harvey	528	448	471	449	287	194	131	2,508
	Richard J. Daley	892	1,146	1,136	1,335	806	671	340	6,326
	Wilbur Wright	1,279	1,989	1,615	1,992	1,283	1,428	835	10,421
502	College of DuPage	6,293	5,784	3,366	3,380	1,693	988	228	21,732
532	College of Lake County	3,114	2,130	1,156	1,011	377	180	26	7,994
507	Danville Area	335	341	247	350	228	200	43	1,744
509	Elgin	1,531	1,827	1,094	1,910	1,280	1,375	379	9,396
512	Harper	2,842	3,319	1,999	2,633	1,550	1,631	543	14,517
540	Heartland	852	944	515	685	478	573	129	4,176
519	Highland	217	192	150	162	173	139	18	1,051
514	Illinois Central	1,670	1,676	971	1,148	671	472	61	6,669
529	Illinois Eastern	(864)	(430)	(233)	(207)	(71)	(62)	(13)	(1,880)
	Frontier	162	81	30	34	13	6	2	328
	Lincoln Trail	251	92	80	58	28	18	4	531
	Olney Central	257	147	73	77	24	28	4	610
	Wabash Valley	194	110	50	38	6	10	3	411
513	Illinois Valley	633	402	309	383	260	494	157	2,638
530	John A. Logan	727	571	397	368	152	59	4	2,278
539	John Wood	536	475	312	353	164	88	17	1,945
525	Joliet Junior	3,162	2,498	1,458	1,181	298	71	1	8,669
520	Kankakee	492	513	281	356	214	275	68	2,199
501	Kaskaskia	733	448	313	287	176	120	23	2,100
523	Kishwaukee	604	646	423	498	328	438	131	3,068
517	Lake Land	515	449	438	549	370	873	577	3,771
536	Lewis and Clark	703	552	381	607	347	377	60	3,027
526	Lincoln Land	1,077	1,188	788	1,130	619	582	115	5,499
528	McHenry County	1,491	1,000	688	889	563	407	70	5,108
524	Moraine Valley	2,507	2,672	1,755	2,129	1,033	378	52	10,526
527	Morton	871	806	785	882	535	474	66	4,419
535	Oakton	3,890	2,679	1,523	1,824	1,052	921	226	12,115
505	Parkland	1,314	1,814	916	1,262	843	783	147	7,079
515	Prairie State	722	807	495	618	307	166	36	3,151
521	Rend Lake	388	304	256	306	198	222	75	1,749
537	Richland	257	364	302	443	288	213	50	1,917
511	Rock Valley	744	811	734	1,327	447	10	0	4,073
506	Sauk Valley	226	218	147	262	162	280	97	1,392
531	Shawnee	188	195	153	144	72	43	8	803
510	South Suburban	759	359	166	137	27	9	0	1,457
533	Southeastern Illinois	268	217	148	186	109	66	6	1,000
522	Southwestern Illinois	1,939	1,617	845	849	325	199	45	5,819
534	Spoon River	239	239	147	221	158	77	16	1,097
504	Triton	1,659	1,431	1,198	1,554	846	915	207	7,810
516	Waubonsee	<u>2,074</u>	<u>1,631</u>	<u>1,014</u>	<u>1,246</u>	<u>836</u>	<u>834</u>	<u>235</u>	<u>7,870</u>
TOTALS		53,845	50,658	34,603	41,569	23,742	20,952	6,445	231,814

SOURCE OF DATA: ICCB Centralized Data System--Annual Enrollment (A1) Data



Illinois Community College Board
Table A-19
FISCAL YEAR 2021 ONLINE HEADCOUNT ENROLLMENTS
BY RATE OF INTERNET CREDIT HOURS COMPARED TO OVERALL CREDIT HOURS*

Dist. No.	District/College	Internet Hours / Overall Hours					Total
		>0% to 24%	25% to 49%	50% to 74%	75% to 99%	100%	
503	Black Hawk	195	430	511	340	1,911	3,387
518	Carl Sandburg	43	129	398	289	532	1,391
508	City Colleges of Chicago	(28)	(246)	(336)	(281)	(44,407)	(45,298)
	Harold Washington	6	8	27	45	8,150	8,236
	Harry S Truman	1	40	84	17	6,641	6,783
	Kennedy-King	19	133	87	38	2,022	2,299
	Malcolm X	1	38	55	160	8,471	8,725
	Olive-Harvey	1	16	16	2	2,473	2,508
	Richard J. Daley	0	9	33	9	6,275	6,326
	Wilbur Wright	0	2	34	10	10,375	10,421
502	College of DuPage	1,519	3,056	3,651	1,605	11,901	21,732
532	College of Lake County	1,114	1,696	1,566	472	3,146	7,994
507	Danville Area	88	173	341	307	835	1,744
509	Elgin	4	30	103	178	9,081	9,396
512	Harper	27	370	913	968	12,239	14,517
540	Heartland	106	260	529	550	2,731	4,176
519	Highland	54	125	310	150	412	1,051
514	Illinois Central	514	938	1,162	694	3,361	6,669
529	Illinois Eastern	(758)	(283)	(163)	(91)	(585)	(1,880)
	Frontier	110	39	39	21	119	328
	Lincoln Trail	219	88	50	35	139	531
	Olney Central	244	102	49	27	188	610
	Wabash Valley	185	54	25	8	139	411
513	Illinois Valley	116	127	198	153	2,044	2,638
530	John A. Logan	330	547	488	236	677	2,278
539	John Wood	278	346	330	123	868	1,945
525	Joliet Junior	1,529	2,738	2,021	234	2,147	8,669
520	Kankakee	192	202	237	436	1,132	2,199
501	Kaskaskia	471	454	283	147	745	2,100
523	Kishwaukee	9	42	73	160	2,784	3,068
517	Lake Land	19	58	55	393	3,246	3,771
536	Lewis and Clark	202	374	535	413	1,503	3,027
526	Lincoln Land	177	337	647	568	3,770	5,499
528	McHenry County	279	792	1,140	596	2,301	5,108
524	Moraine Valley	545	2,049	2,940	741	4,251	10,526
527	Morton	9	128	424	329	3,529	4,419
535	Oakton	192	272	479	389	10,783	12,115
505	Parkland	24	327	984	1,079	4,665	7,079
515	Prairie State	164	131	431	342	2,083	3,151
521	Rend Lake	150	303	340	265	691	1,749
537	Richland	76	206	479	344	812	1,917
511	Rock Valley	272	1,684	1,278	61	778	4,073
506	Sauk Valley	13	52	74	228	1,025	1,392
531	Shawnee	162	160	185	75	221	803
510	South Suburban	377	419	247	44	370	1,457
533	Southeastern Illinois	100	198	246	98	358	1,000
522	Southwestern Illinois	1,005	976	879	309	2,650	5,819
534	Spoon River	109	154	228	121	485	1,097
504	Triton	162	524	882	732	5,510	7,810
516	Waubensee	<u>127</u>	<u>318</u>	<u>784</u>	<u>907</u>	<u>5,734</u>	<u>7,870</u>
TOTALS		11,539	21,654	26,870	15,448	156,303	231,814

*For example, a student that earns 10 overall credit hours with 5 credit hours being earned via online instruction would be earning 50% of credits via online instruction.

SOURCE OF DATA: ICCB Centralized Data System--Annual Enrollment (A1) Data



Illinois Community College Board
Table B-1
INSTRUCTIONAL DELIVERY COURSE COUNT
BY COLLEGE, FISCAL YEAR 2021

Dist. No.	District/College	Instructional Delivery Method											Total Impacted by COVID-19*	Total
		Traditional	Traditional Impacted by COVID-19*	Interactive Instructional TV/Distance Learning	Broadcast TV/Audio	Stored Media	Internet- Based Course	Correspon- dence	Interactive Instr./ Broadcast TV/Audio/ Stored Media/ Correspondence Imp. by COVID-19*	Hybrid	Hybrid Impacted by COVID-19*	Other		
503	Black Hawk	2,660	0	1	0	0	857	0	0	525	0	26	0	4,069
518	Carl Sandburg	172	277	60	0	0	581	0	35	56	33	17	345	1,231
508	City Colleges of Chicago	(340)	(0)	(0)	(0)	(0)	10,609	(0)	(0)	(273)	(0)	(0)	(0)	(11,222)
	Harold Washington	34	0	0	0	0	2,822	0	0	48	0	0	0	2,904
	Harry S Truman	33	0	0	0	0	1,258	0	0	35	0	0	0	1,326
	Kennedy-King	180	0	0	0	0	823	0	0	50	0	0	0	1,053
	Malcolm X	36	0	0	0	0	1,477	0	0	39	0	0	0	1,552
	Olive-Harvey	15	0	0	0	0	728	0	0	36	0	0	0	779
	Richard J. Daley	28	0	0	0	0	1,471	0	0	25	0	0	0	1,524
	Wilbur Wright	14	0	0	0	0	2,030	0	0	40	0	0	0	2,084
502	College of DuPage	0	3,415	0	0	0	3,361	0	0	0	1,040	0	4,455	7,816
532	College of Lake County	320	0	0	0	21	1,066	0	0	594	0	3,563	0	5,564
507	Danville Area	906	0	0	0	0	424	0	0	303	0	0	0	1,633
509	Elgin	347	0	1,468	0	0	1,225	0	0	538	0	0	0	3,578
512	Harper	398	144	0	0	0	4,030	0	0	235	298	60	442	5,165
540	Heartland	900	0	0	0	0	1,181	0	0	141	0	36	0	2,258
519	Highland	871	0	0	0	0	433	0	0	157	0	0	0	1,461
514	Illinois Central	285	0	0	0	0	1,692	0	0	597	0	363	0	2,937
529	Illinois Eastern	(2,614)	(0)	(1)	(0)	(0)	(602)	(76)	(0)	(1,003)	(0)	(142)	(0)	(4,438)
	Frontier	746	0	0	0	0	80	29	0	267	0	4	0	1,126
	Lincoln Trail	93	0	0	0	0	159	22	0	400	0	130	0	804
	Olney Central	483	0	0	0	0	222	24	0	186	0	8	0	923
	Wabash Valley	1,292	0	1	0	0	141	1	0	150	0	0	0	1,585
513	Illinois Valley	553	0	250	0	0	460	0	0	436	0	0	0	1,699
530	John A. Logan	1,099	0	0	0	0	661	0	0	495	0	69	0	2,324
539	John Wood	608	0	0	0	0	476	0	0	274	0	316	0	1,674
525	Joliet Junior	666	2,305	0	0	0	989	0	0	95	0	0	2,305	4,055
520	Kankakee	439	0	0	0	0	502	21	0	272	0	86	0	1,320
501	Kaskaskia	760	0	84	0	0	595	0	0	366	0	48	0	1,853
523	Kishwaukee	94	16	0	0	0	667	0	0	443	0	0	16	1,220
517	Lake Land	1,119	0	0	0	0	1,205	0	0	301	0	0	0	2,625
536	Lewis and Clark	1,441	0	0	0	0	718	0	0	166	0	0	0	2,325
526	Lincoln Land	628	206	0	0	0	1,509	0	0	141	11	127	217	2,622
528	McHenry County	329	508	0	0	0	1,202	0	0	134	149	223	657	2,545
524	Moraine Valley	711	0	266	0	1	2,792	1	0	540	0	0	0	4,311
527	Morton	149	0	874	0	0	189	0	0	171	0	24	0	1,407
535	Oakton	305	0	0	0	0	3,667	0	0	253	0	18	0	4,243
505	Parkland	292	0	0	0	0	1,285	0	0	1,151	0	0	0	2,728
515	Prairie State	751	0	0	3	0	525	0	0	21	0	67	0	1,367
521	Rend Lake	281	0	2	0	0	613	0	0	324	0	58	0	1,278
537	Richland	292	7	173	0	0	423	0	0	274	0	32	7	1,201
511	Rock Valley	268	0	0	0	0	1,491	0	0	398	0	60	0	2,217
506	Sauk Valley	389	0	0	0	0	558	0	0	22	0	0	0	969
531	Shawnee	976	10	124	0	0	202	0	0	4	0	19	10	1,335
510	South Suburban	1,016	638	0	0	0	207	0	0	11	3	6	641	1,881
533	Southeastern Illinois	532	0	3	0	0	321	0	0	51	0	18	0	925
522	Southwestern Illinois	2,620	0	43	0	0	1,281	0	0	240	0	0	0	4,184
534	Spoon River	450	0	48	0	0	256	0	0	117	0	0	0	871
504	Triton	694	0	0	0	0	2,553	0	0	28	0	0	0	3,275
516	Waubensee	<u>357</u>	<u>130</u>	<u>0</u>	<u>0</u>	<u>0</u>	<u>1,282</u>	<u>0</u>	<u>0</u>	<u>542</u>	<u>98</u>	<u>46</u>	<u>228</u>	<u>2,455</u>
TOTALS		27,632	7,656	3,397	3	22	52,690	98	35	11,692	1,632	5,424	9,323	110,281

*Option for predominant technology used for instructional delivery impacted by campus closure due to COVID-19 added in FY 2020.
SOURCE OF DATA: ICCB Centralized Data System--Course Section Enrollment (SU/SR) Data



Illinois Community College Board
Table B-2
INSTRUCTIONAL DELIVERY IN COURSE SECTION ENROLLMENT
BY COLLEGE, FISCAL YEAR 2021

Dist. No.	District/College	Traditional		Interactive		Internet- Based Course	Correspon- dence	Interactive Instr. TV/ Broadcast TV/Audio/ Stored Media/ Correspondence		Hybrid	Hybrid		Total Impacted by COVID-19*	Total
		Traditional	by COVID-19*	TV/Distance Learning	Broadcast TV/Audio			Imp. by COVID-19*	Hybrid		by COVID-19*	Other		
503	Black Hawk	6,865	0	12	0	0	14,512	0	0	5,437	0	78	0	26,904
518	Carl Sandburg	2,089	3,011	598	0	0	5,278	0	272	371	369	77	3,652	12,065
508	City Colleges of Chicago	(3,115)	(0)	(0)	(0)	(0)	171,779	(0)	(0)	(2,522)	(0)	(0)	(0)	(177,416)
	Harold Washington	224	0	0	0	0	51,978	0	0	499	0	0	0	52,701
	Harry S Truman	359	0	0	0	0	19,149	0	0	366	0	0	0	19,874
	Kennedy-King	1,399	0	0	0	0	11,300	0	0	308	0	0	0	13,007
	Malcolm X	506	0	0	0	0	24,624	0	0	677	0	0	0	25,807
	Olive-Harvey	60	0	0	0	0	9,736	0	0	152	0	0	0	9,948
	Richard J. Daley	492	0	0	0	0	20,911	0	0	157	0	0	0	21,560
	Wilbur Wright	75	0	0	0	0	34,081	0	0	363	0	0	0	34,519
502	College of DuPage	0	53,738	0	0	0	70,017	0	0	0	7,798	0	61,536	131,553
532	College of Lake County	2,026	0	0	0	116	20,985	0	0	5,968	0	43,330	0	72,425
507	Danville Area	5,970	0	0	0	0	5,078	0	0	2,416	0	0	0	13,464
509	Elgin	3,995	0	17,481	0	0	18,393	0	0	4,113	0	0	0	43,982
512	Harper	6,565	1,893	0	0	0	68,983	0	0	2,104	2,418	438	4,311	82,401
540	Heartland	9,615	0	0	0	0	21,552	0	0	1,125	0	280	0	32,572
519	Highland	6,318	0	0	0	0	4,130	0	0	1,466	0	0	0	11,914
514	Illinois Central	4,868	0	0	0	0	29,757	0	0	4,800	0	4,460	0	43,885
529	Illinois Eastern	(34,897)	(0)	(2)	(0)	(0)	(5,298)	(119)	(0)	(7,470)	(0)	(795)	(0)	(48,581)
	Frontier	6,767	0	0	0	0	641	52	0	1,629	0	14	0	9,103
	Lincoln Trail	783	0	0	0	0	1,614	28	0	3,248	0	732	0	6,405
	Olney Central	4,202	0	0	0	0	1,822	38	0	1,247	0	49	0	7,358
	Wabash Valley	23,145	0	2	0	0	1,221	1	0	1,346	0	0	0	25,715
513	Illinois Valley	3,198	0	3,350	0	0	7,606	0	0	2,283	0	0	0	16,437
530	John A. Logan	7,519	0	0	0	0	9,099	0	0	5,649	0	558	0	22,825
539	John Wood	4,382	0	0	0	0	6,280	0	0	2,650	0	814	0	14,126
525	Joliet Junior	7,807	40,279	0	0	0	19,816	0	0	1,171	0	0	40,279	69,073
520	Kankakee	3,105	0	0	0	0	7,720	28	0	3,757	0	103	0	14,713
501	Kaskaskia	8,411	0	302	0	0	7,688	0	0	4,190	0	259	0	20,850
523	Kishwaukee	740	174	0	0	0	10,583	0	0	3,034	0	0	174	14,531
517	Lake Land	13,318	0	0	0	0	18,866	0	0	3,759	0	0	0	35,943
536	Lewis and Clark	14,987	0	0	0	0	7,731	0	0	1,720	0	0	0	24,438
526	Lincoln Land	5,160	883	0	0	0	21,736	0	0	1,997	144	1,080	1,027	31,000
528	McHenry County	4,273	10,511	0	0	0	23,071	0	0	1,563	1,654	1,317	12,165	42,389
524	Moraine Valley	8,528	0	4497	0	18	52,762	22	0	4,819	0	0	0	70,646
527	Morton	1,303	0	15327	0	0	3,678	0	0	1,577	0	106	0	21,991
535	Oakton	3,871	0	0	0	0	41,989	0	0	2,484	0	53	0	48,397
505	Parkland	2,932	0	0	0	0	17,807	0	0	13,425	0	0	0	34,164
515	Prairie State	9,568	0	0	44	0	9,344	0	0	236	0	431	0	19,623
521	Rend Lake	2,798	0	21	0	0	8,407	0	0	2,879	0	342	0	14,447
537	Richland	2,085	24	2123	0	0	6,530	0	0	1,757	0	62	24	12,581
511	Rock Valley	2,390	0	0	0	0	32,039	0	0	5,218	0	162	0	39,809
506	Sauk Valley	2,301	0	0	0	0	7,448	0	0	207	0	0	0	9,956
531	Shawnee	6,498	96	557	0	0	2,901	0	0	50	0	47	96	10,149
510	South Suburban	9,720	6,980	0	0	0	3,188	0	0	110	47	51	7,027	20,096
533	Southeastern Illinois	5,744	0	35	0	0	3,455	0	0	662	0	125	0	10,021
522	Southwestern Illinois	26,458	0	267	0	0	17,478	0	0	2,730	0	0	0	46,933
534	Spoon River	3,269	0	193	0	0	2,901	0	0	893	0	0	0	7,256
504	Triton	9,173	0	0	0	0	41,189	0	0	530	0	0	0	50,892
516	Waubensee	<u>5,123</u>	<u>2,665</u>	<u>0</u>	<u>0</u>	<u>0</u>	<u>29,679</u>	<u>0</u>	<u>0</u>	<u>7,567</u>	<u>1,307</u>	<u>235</u>	<u>3,972</u>	<u>46,576</u>
TOTALS		260,984	120,254	44,765	44	134	856,753	169	272	114,709	13,737	55,203	134,263	1,467,024

*Option for predominant technology used for instructional delivery impacted by campus closure due to COVID-19 added in FY 2020.
SOURCE OF DATA: ICCB Centralized Data System--Course Section Enrollment (SU/SR) Data



Illinois Community College Board
Table B-3
COMPARISON OF COURSE SECTION ENROLLMENT
BY INSTRUCTIONAL DELIVERY
FISCAL YEARS 2020 AND 2021

	FY 2020	FY 2021	Number Change	Percent Change
Traditional	892,198	260,984	-631,214	-70.7%
<i>Traditional-Impacted by COVID-19*</i>	436,756	120,254	-316,502	-72.5%
Interactive Instructional TV/Distance Learning	2,042	44,765	42,723	2092.2%
Broadcast TV/Audio	0	44	44	--
Stored Media	17	134	117	688.2%
Correspondence	208	169	-39	-18.8%
<i>Inter. Instructional TV/Distance Learning/Broadcast TV/Audio/ Stored Media/Correspondence-Impacted by COVID-19</i>	1,542	272	-1,270	-82.4%
Internet-Based Course	276,890	856,753	579,863	209.4%
Hybrid	41,119	114,709	73,590	179.0%
<i>Hybrid-Impacted by COVID-19*</i>	28,488	13,737	-14,751	-51.8%
Total Known	1,679,260	1,411,821	-267,439	-15.9%
Other	10,314	55,203	44,889	435.2%
Total-Impacted by COVID-19	466,786	134,263	-332,523	-71.2%
TOTALS	1,689,574	1,467,024	-222,550	-13.2%

*Option for predominant technology used for instructional delivery impacted by campus closure due to COVID-19 added in FY 2020.
SOURCE OF DATA: ICCB Centralized Data System--Course Section Enrollment (SU/SR) Data

Illinois Community College Board
Table B-4
AVERAGE CLASS SIZE IN INTERNET-BASED AND HYBRID COURSES
BY COLLEGE, FISCAL YEAR 2021



Dist. No.	District/College	Online and Hybrid* Course Count	Online and Hybrid* Enrollment	Average Online and Hybrid* Class Size
503	Black Hawk	1,382	19,949	14.4
518	Carl Sandburg	670	6,018	9.0
508	City Colleges of Chicago	(10,882)	(174,301)	(16.0)
	Harold Washington	2,870	52,477	18.3
	Harry S Truman	1,293	19,515	15.1
	Kennedy-King	873	11,608	13.3
	Malcolm X	1,516	25,301	16.7
	Olive-Harvey	764	9,888	12.9
	Richard J. Daley	1,496	21,068	14.1
	Wilbur Wright	2,070	34,444	16.6
502	College of DuPage	4,401	77,815	17.7
532	College of Lake County	1,660	26,953	16.2
507	Danville Area	727	7,494	10.3
509	Elgin	1,763	22,506	12.8
512	Harper	4,563	73,505	16.1
540	Heartland	1,322	22,677	17.2
519	Highland	590	5,596	9.5
514	Illinois Central	2,289	34,557	15.1
529	Illinois Eastern	(1,605)	(12,768)	(8.0)
	Frontier	347	2,270	6.5
	Lincoln Trail	559	4,862	8.7
	Olney Central	408	3,069	7.5
	Wabash Valley	291	2,567	8.8
513	Illinois Valley	896	9,889	11.0
530	John A. Logan	1,156	14,748	12.8
539	John Wood	750	8,930	11.9
525	Joliet Junior	1,084	20,987	19.4
520	Kankakee	774	11,477	14.8
501	Kaskaskia	961	11,878	12.4
523	Kishwaukee	1,110	13,617	12.3
517	Lake Land	1,506	22,625	15.0
536	Lewis and Clark	884	9,451	10.7
526	Lincoln Land	1,661	23,877	14.4
528	McHenry County	1,485	26,288	17.7
524	Moraine Valley	3,332	57,581	17.3
527	Morton	360	5,255	14.6
535	Oakton	3,920	44,473	11.3
505	Parkland	2,436	31,232	12.8
515	Prairie State	546	9,580	17.5
521	Rend Lake	937	11,286	12.0
537	Richland	697	8,287	11.9
511	Rock Valley	1,889	37,257	19.7
506	Sauk Valley	580	7,655	13.2
531	Shawnee	206	2,951	14.3
510	South Suburban	221	3,345	15.1
533	Southeastern Illinois	372	4,117	11.1
522	Southwestern Illinois	1,521	20,208	13.3
534	Spoon River	373	3,794	10.2
504	Triton	2,581	41,719	16.2
516	Waubonsee	<u>1,922</u>	<u>38,553</u>	<u>20.1</u>
	TOTALS	66,014	985,199	14.9

*Includes Hybrid instructional delivery impacted by campus closure due to COVID-19
SOURCE OF DATA: ICCB Centralized Data System--Course Section Enrollment (SU/SR) Data



Illinois Community College Board
Table B-5
ANNUAL DUPLICATED COURSE SECTION ENROLLMENT IN CAREER AND TECHNICAL EDUCATION
BY INSTRUCTIONAL PROGRAM AND BY COLLEGE
FISCAL YEAR 2021

Dist. No.	District/College	Agricultural Business and Management, General. 010101	Agribusiness/Agricultural Business Operations. 010102	Agricultural/Farm Supplies Retailing and Wholesaling. 010105	Agricultural Business Technology/Technician. 010106	Agricultural Mechanization, General. 010201	Agricultural Production Operations, General. 010301	Animal/Livestock Husbandry and Production. 010302	Crop Production. 010304	Agroecology and Sustainable Agriculture. 010308	Applied Horticulture/Horticulture Operations, General. 010601
503	Black Hawk	27	0	39	0	24	31	282	136	0	0
518	Carl Sandburg	0	0	0	0	0	0	0	0	0	0
508	City Colleges of Chicago	(0)	(0)	(0)	(0)	(0)	(0)	(0)	(0)	(0)	(0)
	Harold Washington	0	0	0	0	0	0	0	0	0	0
	Harry S Truman	0	0	0	0	0	0	0	0	0	0
	Kennedy-King	0	0	0	0	0	0	0	0	0	0
	Malcolm X	0	0	0	0	0	0	0	0	0	0
	Olive-Harvey	0	0	0	0	0	0	0	0	0	0
	Richard J. Daley	0	0	0	0	0	0	0	0	0	0
	Wilbur Wright	0	0	0	0	0	0	0	0	0	0
502	College of DuPage	0	0	0	10	0	0	0	18	21	0
532	College of Lake County	0	0	0	0	0	0	0	0	0	0
507	Danville Area	0	0	0	0	0	0	0	0	0	0
509	Elgin	0	0	0	0	0	0	0	0	0	0
512	Harper	0	0	0	0	0	0	0	0	0	0
540	Heartland	0	0	0	0	0	0	0	0	0	0
519	Highland	3	0	0	0	0	14	0	0	0	0
514	Illinois Central	7	7	0	0	7	0	0	38	0	29
529	Illinois Eastern	(0)	(0)	(0)	(0)	(0)	(0)	(0)	(0)	(0)	(0)
	Frontier	0	0	0	0	0	0	0	0	0	0
	Lincoln Trail	0	0	0	0	0	0	0	0	0	0
	Olney Central	0	0	0	0	0	0	0	0	0	0
	Wabash Valley	0	0	0	0	0	0	0	0	0	0
513	Illinois Valley	11	0	1	0	0	0	0	0	0	0
530	John A. Logan	0	0	0	0	0	0	0	0	0	0
539	John Wood	10	0	0	0	0	0	0	0	0	0
525	Joliet Junior	0	0	0	0	0	0	0	0	0	142
520	Kankakee	0	0	0	0	0	0	0	0	0	0
501	Kaskaskia	46	22	0	21	23	0	52	31	0	0
523	Kishwaukee	0	0	0	0	0	0	0	0	0	0
517	Lake Land	50	0	17	0	48	59	35	98	0	0
536	Lewis and Clark	0	0	0	0	0	0	0	0	0	0
526	Lincoln Land	0	0	0	0	0	63	0	0	0	0
528	McHenry County	12	0	0	0	0	0	0	11	0	0
524	Moraine Valley	0	0	0	0	0	0	0	10	0	0
527	Morton	0	0	0	0	0	0	0	0	0	0
535	Oakton	0	0	0	0	0	0	0	0	0	0
505	Parkland	28	0	0	0	9	0	0	0	0	0
515	Prairie State	0	0	0	0	0	0	0	0	0	0
521	Rend Lake	57	0	0	0	0	34	0	36	0	0
537	Richland	0	0	0	0	0	0	0	0	0	0
511	Rock Valley	0	0	0	0	0	0	0	0	0	0
506	Sauk Valley	0	2	0	0	0	0	0	0	0	0
531	Shawnee	0	0	0	0	0	0	0	0	0	0
510	South Suburban	0	0	0	0	0	0	0	0	0	0
533	Southeastern Illinois	0	0	0	0	0	0	0	0	0	0
522	Southwestern Illinois	0	0	0	0	0	0	0	0	0	0
534	Spoon River	0	0	0	0	0	0	0	0	0	0
504	Triton	0	0	0	0	0	2	0	64	0	0
516	Waubonsee	0	0	0	0	0	0	0	0	0	0
	TOTALS	251	31	57	31	111	203	369	442	21	171

*All Other Column includes CIP codes with less than 10 course section enrollments.

SOURCE OF DATA: ICCB Centralized Data System--Course Section Enrollment (SU/SR) Data



Illinois Community College Board
Table B-5
ANNUAL DUPLICATED COURSE SECTION ENROLLMENT IN CAREER AND TECHNICAL EDUCATION
BY INSTRUCTIONAL PROGRAM AND BY COLLEGE
FISCAL YEAR 2021

Dist. No.	District/College	Arboriculture (Cross to 01.0699 for IPEDS) 010602	Ornamental Horticulture. 010603	Greenhouse Operations and Management. 010604	Landscaping and Groundskeeping. 010605	Turf and Turfgrass Management. 010607	Animal Sciences, General. 010901	Plant Sciences, Other. 011199	Health Technology/Technician and Veterinary Assistant. 018301	Agricultural/ Animal/Plant/Veterinary Science and Related Fields, Other. 019999	Architectural and Building Sciences/Technology. 040902
503	Black Hawk	0	0	2	6	0	0	0	129	90	0
518	Carl Sandburg	0	0	0	0	0	0	0	0	0	0
508	City Colleges of Chicago	(0)	17	(0)	(34)	(0)	(0)	(0)	(0)	(0)	(0)
	Harold Washington	0	0	0	0	0	0	0	0	0	0
	Harry S Truman	0	0	0	0	0	0	0	0	0	0
	Kennedy-King	0	0	0	0	0	0	0	0	0	0
	Malcolm X	0	0	0	0	0	0	0	0	0	0
	Olive-Harvey	0	0	0	0	0	0	0	0	0	0
	Richard J. Daley	0	17	0	34	0	0	0	0	0	0
	Wilbur Wright	0	0	0	0	0	0	0	0	0	0
502	College of DuPage	0	159	0	64	0	0	41	0	0	116
532	College of Lake County	0	0	0	0	0	0	0	0	0	0
507	Danville Area	0	0	0	0	0	0	0	0	0	0
509	Elgin	0	0	0	0	0	0	0	0	0	0
512	Harper	0	0	0	0	0	0	0	0	0	0
540	Heartland	0	0	0	0	0	0	0	0	0	5
519	Highland	0	0	0	0	0	0	0	0	3	0
514	Illinois Central	0	0	15	52	20	0	0	0	3	0
529	Illinois Eastern	(0)	(0)	(0)	(0)	(0)	(0)	(0)	(0)	(0)	(0)
	Frontier	0	0	0	0	0	0	0	0	0	0
	Lincoln Trail	0	0	0	0	0	0	0	0	0	0
	Olney Central	0	0	0	0	0	0	0	0	0	0
	Wabash Valley	0	0	0	0	0	0	0	0	0	0
513	Illinois Valley	0	0	0	0	0	0	0	0	6	0
530	John A. Logan	0	0	0	0	0	0	0	0	0	0
539	John Wood	0	0	0	0	0	0	0	0	0	0
525	Joliet Junior	0	0	0	0	0	0	0	0	0	0
520	Kankakee	0	0	0	0	0	0	0	0	0	0
501	Kaskaskia	0	0	0	0	0	0	0	0	0	0
523	Kishwaukee	0	0	0	0	0	0	0	0	0	0
517	Lake Land	0	0	0	0	0	11	0	0	63	0
536	Lewis and Clark	0	0	0	0	0	0	0	0	0	0
526	Lincoln Land	0	7	0	0	0	0	0	0	6	0
528	McHenry County	0	0	0	0	0	0	0	0	0	0
524	Moraine Valley	0	0	0	0	0	0	0	0	0	0
527	Morton	0	0	0	0	0	0	0	0	0	0
535	Oakton	0	0	0	0	0	0	0	0	0	0
505	Parkland	0	0	0	0	0	0	0	68	25	0
515	Prairie State	0	0	0	0	0	0	0	0	0	0
521	Rend Lake	0	0	0	0	0	0	0	34	0	0
537	Richland	0	0	0	0	0	0	0	0	0	0
511	Rock Valley	0	0	0	0	0	0	0	0	0	0
506	Sauk Valley	0	0	0	0	0	0	0	0	0	0
531	Shawnee	0	0	0	0	0	0	0	0	0	0
510	South Suburban	0	0	0	0	0	0	0	0	0	0
533	Southeastern Illinois	0	0	0	0	0	0	0	0	0	0
522	Southwestern Illinois	0	13	0	0	13	0	0	0	0	0
534	Spoon River	0	0	0	0	0	0	0	0	0	0
504	Triton	19	0	0	14	7	0	0	0	4	0
516	Waubonsee	0	0	0	0	0	0	0	0	0	0
	TOTALS	19	196	17	170	40	11	41	231	200	121

*All Other Column includes CIP codes with less than 10 course section enrollments.

SOURCE OF DATA: ICCB Centralized Data System--Course Section Enrollment (SU/SR) Data



Illinois Community College Board
Table B-5
ANNUAL DUPLICATED COURSE SECTION ENROLLMENT IN CAREER AND TECHNICAL EDUCATION
BY INSTRUCTIONAL PROGRAM AND BY COLLEGE
FISCAL YEAR 2021

Dist. No.	District/College	Communication, General. 090100	Speech Communication and Rhetoric. 090101	Journalism. 090401	Radio and Television. 090701	Digital Communication and Media/Multimedia. 090702	Public Relations/Image Management. 090902	Advertising. 090903	Communication, Journalism, and Related Programs, Other. 099999	Radio and Television Broadcasting Technology/Technician. 100202	Recording Arts Technology/Technician. 100203
503	Black Hawk	0	0	0	0	0	0	0	0	0	0
518	Carl Sandburg	0	0	0	0	0	0	0	0	0	0
508	City Colleges of Chicago	(0)	(0)	(12)	(71)	(0)	(0)	(0)	(0)	(0)	(9)
	Harold Washington	0	0	0	0	0	0	0	0	0	0
	Harry S Truman	0	0	0	0	0	0	0	0	0	0
	Kennedy-King	0	0	12	71	0	0	0	0	0	9
	Malcolm X	0	0	0	0	0	0	0	0	0	0
	Olive-Harvey	0	0	0	0	0	0	0	0	0	0
	Richard J. Daley	0	0	0	0	0	0	0	0	0	0
	Wilbur Wright	0	0	0	0	0	0	0	0	0	0
502	College of DuPage	0	0	46	0	0	26	174	0	23	5
532	College of Lake County	0	0	0	0	0	0	0	0	0	0
507	Danville Area	0	0	0	0	0	0	8	0	0	0
509	Elgin	0	0	0	0	0	0	64	0	0	0
512	Harper	0	0	0	0	10	0	18	0	0	0
540	Heartland	0	0	0	0	0	0	0	0	0	0
519	Highland	0	0	0	0	0	0	0	0	0	0
514	Illinois Central	0	0	0	0	0	0	0	0	0	0
529	Illinois Eastern	(0)	(0)	(0)	(0)	(0)	(0)	(0)	(0)	(0)	(0)
	Frontier	0	0	0	0	0	0	0	0	0	0
	Lincoln Trail	0	0	0	0	0	0	0	0	0	0
	Olney Central	0	0	0	0	0	0	0	0	0	0
	Wabash Valley	0	0	0	0	0	0	0	0	0	0
513	Illinois Valley	0	0	0	0	0	0	0	0	0	0
530	John A. Logan	0	0	0	0	0	0	19	0	0	0
539	John Wood	0	0	0	0	0	0	0	0	0	0
525	Joliet Junior	0	0	0	0	0	0	28	0	0	1
520	Kankakee	0	0	0	0	0	0	0	0	0	0
501	Kaskaskia	0	0	0	0	0	0	0	0	0	0
523	Kishwaukee	0	58	0	0	0	0	13	0	0	0
517	Lake Land	0	0	17	16	0	0	27	0	0	0
536	Lewis and Clark	0	0	0	5	0	0	0	12	0	0
526	Lincoln Land	0	0	0	0	0	0	0	0	0	0
528	McHenry County	0	0	0	0	0	0	20	0	5	0
524	Moraine Valley	0	0	0	0	0	0	46	0	0	0
527	Morton	0	0	0	0	0	0	0	0	0	0
535	Oakton	0	0	0	0	0	10	20	0	0	0
505	Parkland	0	0	0	0	0	0	72	15	0	0
515	Prairie State	0	0	0	0	7	0	0	0	0	0
521	Rend Lake	0	0	0	0	0	0	0	0	0	0
537	Richland	0	0	0	0	0	0	0	0	0	0
511	Rock Valley	62	0	0	0	0	0	0	0	0	0
506	Sauk Valley	0	0	0	0	0	0	11	0	0	0
531	Shawnee	0	0	0	0	0	0	0	0	0	0
510	South Suburban	0	0	0	0	0	0	0	0	0	0
533	Southeastern Illinois	0	0	0	0	0	0	0	0	0	0
522	Southwestern Illinois	0	0	0	0	0	0	6	0	0	0
534	Spoon River	0	0	0	0	0	0	8	0	0	0
504	Triton	0	0	0	0	0	26	0	0	0	0
516	Waubonsee	0	0	0	0	0	0	35	0	0	0
	TOTALS	62	58	75	92	17	62	569	27	28	15

*All Other Column includes CIP codes with less than 10 course section enrollments.

SOURCE OF DATA: ICCB Centralized Data System--Course Section Enrollment (SU/SR) Data



Illinois Community College Board
Table B-5
ANNUAL DUPLICATED COURSE SECTION ENROLLMENT IN CAREER AND TECHNICAL EDUCATION
BY INSTRUCTIONAL PROGRAM AND BY COLLEGE
FISCAL YEAR 2021

Dist. No.	District/College	Graphic Communications, General. 100301	Prepress/Desktop Publishing and Digital Imaging Design. Animation, Interactive Technology, Video Graphics, and Special Effects. 100303	Graphic and Printing Equipment Operator, General Production. 100304	Graphic and Printing Equipment Operator, General Production. 100305	Communications Technologies/Technicians and Support Services, Other. 109999	Computer and Information Sciences, General. 110101	Information Technology. 110103	Informatics. 110104	Computer Programming/Programmer, General. 110201	Computer Programming, Specific Applications. 110202
503	Black Hawk	0	0	0	0	0	189	0	0	16	0
518	Carl Sandburg	0	0	0	0	0	0	12	0	0	0
508	City Colleges of Chicago	(0)	(0)	(0)	(16)	(0)	(0)	(259)	(0)	(2,103)	(0)
	Harold Washington	0	0	0	0	0	0	63	0	648	0
	Harry S Truman	0	0	0	0	0	0	0	0	90	0
	Kennedy-King	0	0	0	16	0	0	0	0	37	0
	Malcolm X	0	0	0	0	0	0	14	0	139	0
	Olive-Harvey	0	0	0	0	0	0	18	0	111	0
	Richard J. Daley	0	0	0	0	0	0	11	0	341	0
	Wilbur Wright	0	0	0	0	0	0	153	0	737	0
502	College of DuPage	0	0	282	0	0	31	0	0	2,690	126
532	College of Lake County	0	0	0	0	0	25	0	0	341	16
507	Danville Area	0	6	1	0	0	0	0	0	36	0
509	Elgin	0	19	0	0	0	0	0	0	96	0
512	Harper	0	42	0	225	0	0	79	14	211	0
540	Heartland	0	0	0	0	0	14	0	0	27	0
519	Highland	0	3	0	0	0	0	0	0	66	0
514	Illinois Central	0	0	0	0	0	0	0	0	116	15
529	Illinois Eastern	(0)	(7)	(0)	(0)	(0)	(0)	(0)	(0)	(65)	(0)
	Frontier	0	0	0	0	0	0	0	0	0	0
	Lincoln Trail	0	0	0	0	0	0	0	0	0	0
	Olney Central	0	7	0	0	0	0	0	0	65	0
	Wabash Valley	0	0	0	0	0	0	0	0	0	0
513	Illinois Valley	0	0	0	0	0	0	0	0	0	0
530	John A. Logan	0	0	0	0	0	0	51	0	0	0
539	John Wood	0	0	0	0	0	0	0	0	0	0
525	Joliet Junior	0	0	77	0	0	263	6	0	191	0
520	Kankakee	0	0	0	0	0	0	0	0	131	0
501	Kaskaskia	0	1	0	0	0	0	0	0	43	0
523	Kishwaukee	0	0	0	0	0	15	0	0	66	0
517	Lake Land	20	11	4	0	0	0	0	0	89	0
536	Lewis and Clark	0	0	0	0	6	0	0	0	11	0
526	Lincoln Land	0	0	0	0	0	0	0	0	93	0
528	McHenry County	14	0	107	0	0	278	0	0	97	50
524	Moraine Valley	0	1	134	0	0	0	0	0	322	0
527	Morton	0	0	0	0	0	0	30	0	0	0
535	Oakton	0	36	0	0	0	0	0	0	65	5
505	Parkland	0	0	0	0	0	0	0	0	265	0
515	Prairie State	0	0	0	0	1	0	0	0	26	0
521	Rend Lake	0	6	0	0	0	0	0	0	9	0
537	Richland	0	21	0	0	0	0	0	0	21	0
511	Rock Valley	0	111	0	20	0	0	0	0	816	23
506	Sauk Valley	0	3	0	0	0	0	0	0	30	0
531	Shawnee	0	0	0	0	0	0	0	0	0	0
510	South Suburban	0	0	0	0	0	0	0	0	15	0
533	Southeastern Illinois	0	0	0	0	0	0	0	0	1	0
522	Southwestern Illinois	0	112	7	0	0	0	0	0	273	0
534	Spoon River	0	0	0	0	0	0	0	0	0	0
504	Triton	0	74	0	0	5	0	0	0	197	8
516	Waubonsee	0	0	0	0	0	10	0	0	389	0
	TOTALS	34	453	612	261	12	825	437	14	8,917	243

*All Other Column includes CIP codes with less than 10 course section enrollments.

SOURCE OF DATA: ICCB Centralized Data System--Course Section Enrollment (SU/SR) Data



Illinois Community College Board
Table B-5
ANNUAL DUPLICATED COURSE SECTION ENROLLMENT IN CAREER AND TECHNICAL EDUCATION
BY INSTRUCTIONAL PROGRAM AND BY COLLEGE
FISCAL YEAR 2021

Dist. No.	District/College	Computer Programming, Vendor/Product Certification. 110203	Data Processing and Data Processing Technology/Technician. 110301	Information Science/Studies. 110401	Computer Systems Analysis/Analyst. 110501	Data Entry/Microcomputer Applications, General. 110601	Word Processing. 110602	Web Page, Digital/Multimedia and Information Resources Design. 110801	Data Modeling/Warehousing and Database Administration. 110802	Computer Graphics. 110803	Computer Systems Networking and Telecommunications. 110901
503	Black Hawk	0	0	0	0	0	0	67	18	0	84
518	Carl Sandburg	0	0	0	0	1	0	0	10	0	41
508	City Colleges of Chicago	(0)	(0)	(0)	(0)	(0)	(0)	(288)	(37)	(0)	(184)
	Harold Washington	0	0	0	0	0	0	61	0	0	0
	Harry S Truman	0	0	0	0	0	0	0	0	0	0
	Kennedy-King	0	0	0	0	0	0	0	0	0	0
	Malcolm X	0	0	0	0	0	0	0	0	0	0
	Olive-Harvey	0	0	0	0	0	0	0	0	0	0
	Richard J. Daley	0	0	0	0	0	0	85	8	0	64
	Wilbur Wright	0	0	0	0	0	0	142	29	0	120
502	College of DuPage	0	0	0	131	0	0	9	254	0	423
532	College of Lake County	0	0	0	0	0	0	0	0	0	307
507	Danville Area	0	0	0	0	4	0	5	0	0	18
509	Elgin	0	0	0	0	308	26	0	0	11	23
512	Harper	78	0	164	5	0	0	42	61	0	142
540	Heartland	0	0	0	0	80	0	191	0	0	137
519	Highland	0	0	0	0	56	0	2	0	0	2
514	Illinois Central	0	0	0	9	0	0	48	6	0	286
529	Illinois Eastern	(0)	(0)	(0)	(0)	(0)	(0)	(0)	(0)	(0)	(15)
	Frontier	0	0	0	0	0	0	0	0	0	0
	Lincoln Trail	0	0	0	0	0	0	0	0	0	0
	Olney Central	0	0	0	0	0	0	0	0	0	15
	Wabash Valley	0	0	0	0	0	0	0	0	0	0
513	Illinois Valley	0	0	0	0	0	0	0	0	0	11
530	John A. Logan	0	0	0	0	101	0	0	15	0	13
539	John Wood	0	74	0	0	0	0	1	6	1	1
525	Joliet Junior	0	0	0	19	0	0	0	60	13	321
520	Kankakee	0	0	0	0	0	0	0	2	6	3
501	Kaskaskia	0	0	21	0	0	0	15	7	0	115
523	Kishwaukee	0	0	0	0	0	0	0	0	0	0
517	Lake Land	2	57	0	0	53	0	146	57	12	26
536	Lewis and Clark	0	4	0	0	0	0	0	0	0	68
526	Lincoln Land	0	0	0	19	0	0	0	23	0	139
528	McHenry County	0	0	0	0	13	0	198	33	92	160
524	Moraine Valley	0	0	0	0	0	0	19	92	129	895
527	Morton	0	0	0	10	0	0	0	19	0	0
535	Oakton	0	0	0	5	0	0	5	23	0	268
505	Parkland	0	0	0	0	97	0	78	61	0	96
515	Prairie State	0	0	0	0	0	0	15	0	0	23
521	Rend Lake	0	0	0	5	0	0	5	13	0	20
537	Richland	0	0	0	0	0	0	4	12	0	45
511	Rock Valley	0	0	0	0	0	0	8	0	0	96
506	Sauk Valley	0	0	0	3	0	2	0	6	0	32
531	Shawnee	0	0	0	0	4	0	0	0	0	70
510	South Suburban	0	0	0	0	0	0	0	0	0	0
533	Southeastern Illinois	0	0	0	4	58	0	0	0	0	15
522	Southwestern Illinois	0	0	0	0	0	0	2	41	0	70
534	Spoon River	0	0	0	0	0	0	0	0	0	11
504	Triton	0	0	0	0	0	7	10	17	0	220
516	Waubonsee	<u>0</u>	<u>0</u>	<u>0</u>	<u>0</u>	<u>0</u>	<u>35</u>	<u>35</u>	<u>50</u>	<u>0</u>	<u>52</u>
	TOTALS	80	135	185	210	775	70	1,193	923	264	4,432

*All Other Column includes CIP codes with less than 10 course section enrollments.

SOURCE OF DATA: ICCB Centralized Data System--Course Section Enrollment (SU/SR) Data



Illinois Community College Board
Table B-5
ANNUAL DUPLICATED COURSE SECTION ENROLLMENT IN CAREER AND TECHNICAL EDUCATION
BY INSTRUCTIONAL PROGRAM AND BY COLLEGE
FISCAL YEAR 2021

Dist. No.	District/College	Network and System Administration/Administrator. 111001	System, Networking, and LAN/WAN Management/Manager. 111002	Computer and Information Systems Security/Auditing/Information Assurance. 111003	Web/Multimedia Management and Webmaster. 111004	Information Technology Project Management. 111005	Computer Support Specialist. 111006	Computer/Information Technology Services Administration and Management, Other. 111099	Computer and Information Sciences and Support Services, Other. 119999	Funeral Service and Mortuary Science, General. 120301	Cosmetology/Cosmetologist, General. 120401
503	Black Hawk	0	0	0	0	0	0	0	0	0	0
518	Carl Sandburg	0	0	6	0	0	0	0	0	0	0
508	City Colleges of Chicago	(0)	(0)	(96)	(0)	(0)	(0)	(20)	(23)	(120)	(0)
	Harold Washington	0	0	0	0	0	0	0	0	0	0
	Harry S Truman	0	0	0	0	0	0	0	0	0	0
	Kennedy-King	0	0	0	0	0	0	0	0	0	0
	Malcolm X	0	0	11	0	0	0	0	0	120	0
	Olive-Harvey	0	0	0	0	0	0	0	0	0	0
	Richard J. Daley	0	0	22	0	0	0	20	0	0	0
	Wilbur Wright	0	0	63	0	0	0	0	23	0	0
502	College of DuPage	0	139	22	0	0	0	0	0	0	25
532	College of Lake County	0	10	0	0	0	0	0	0	0	0
507	Danville Area	0	0	0	0	0	0	0	0	0	0
509	Elgin	0	0	50	0	0	0	0	0	0	0
512	Harper	0	0	15	39	0	0	0	0	0	0
540	Heartland	0	0	10	0	0	0	0	0	0	0
519	Highland	0	0	0	0	0	0	0	0	0	0
514	Illinois Central	0	0	25	0	0	0	15	0	0	0
529	Illinois Eastern	(0)	(0)	(0)	(0)	(0)	(0)	(0)	(18)	(0)	(0)
	Frontier	0	0	0	0	0	0	0	0	0	0
	Lincoln Trail	0	0	0	0	0	0	0	18	0	0
	Olney Central	0	0	0	0	0	0	0	0	0	0
	Wabash Valley	0	0	0	0	0	0	0	0	0	0
513	Illinois Valley	0	0	45	0	0	0	0	0	0	0
530	John A. Logan	0	0	31	0	0	0	14	0	0	60
539	John Wood	0	0	0	0	0	0	0	0	0	0
525	Joliet Junior	0	0	0	25	0	0	0	0	0	0
520	Kankakee	0	0	0	0	0	0	0	0	0	0
501	Kaskaskia	0	3	17	0	18	0	0	0	0	5
523	Kishwaukee	0	0	0	0	0	4	0	0	0	0
517	Lake Land	0	0	0	0	0	0	0	0	0	25
536	Lewis and Clark	0	0	0	0	0	0	8	0	0	0
526	Lincoln Land	0	0	9	0	0	0	0	0	0	0
528	McHenry County	0	0	0	0	10	0	0	0	0	0
524	Moraine Valley	0	29	221	0	0	0	26	0	0	0
527	Morton	0	0	0	0	0	0	11	0	0	0
535	Oakton	0	0	30	0	0	0	15	0	0	0
505	Parkland	0	0	0	0	0	19	10	0	0	0
515	Prairie State	0	0	0	0	0	0	27	40	0	0
521	Rend Lake	37	0	24	0	0	32	0	0	0	64
537	Richland	0	0	0	0	0	0	0	0	0	0
511	Rock Valley	0	0	0	0	0	0	0	0	0	0
506	Sauk Valley	10	0	10	0	0	0	3	0	0	0
531	Shawnee	0	0	0	0	0	0	0	0	0	34
510	South Suburban	0	0	0	0	0	0	0	0	0	0
533	Southeastern Illinois	0	0	11	0	0	8	0	0	0	4
522	Southwestern Illinois	0	0	145	52	0	0	0	0	0	0
534	Spoon River	0	0	11	0	5	0	0	0	0	0
504	Triton	0	13	15	0	0	0	0	0	0	0
516	Waubonsee	0	0	0	0	0	0	0	0	0	0
	TOTALS	47	194	793	116	33	63	149	81	120	217

*All Other Column includes CIP codes with less than 10 course section enrollments.

SOURCE OF DATA: ICCB Centralized Data System--Course Section Enrollment (SU/SR) Data



Illinois Community College Board
Table B-5
ANNUAL DUPLICATED COURSE SECTION ENROLLMENT IN CAREER AND TECHNICAL EDUCATION
BY INSTRUCTIONAL PROGRAM AND BY COLLEGE
FISCAL YEAR 2021

Dist. No.	District/College	Aesthetician/Esthetician and Skin Care Specialist. 120409	Baking and Pastry Arts/Baker/Pastry Chef. 120501	Bartending/Bartender. 120502	Culinary Arts/Chef Training. 120503	Restaurant, Culinary, and Catering Management/Manager. 120504	Food Service, Waiter/Waitress, and Dining Room Management/Manager. 120507	Culinary, Entertainment, and Personal Services, Other. 129999	Teaching English as a Second or Foreign Language/ESL Language Instructor. 131401	Teacher Assistant/Aide. 131501	Mechanics, Robotics, and Automation Engineering. 144201
503	Black Hawk	0	0	0	0	0	0	0	0	0	0
518	Carl Sandburg	0	0	0	0	0	0	15	0	0	0
508	City Colleges of Chicago	(0)	(3)	(0)	(30)	(88)	(0)	(0)	(242)	(0)	(0)
	Harold Washington	0	0	0	0	0	0	0	0	0	0
	Harry S Truman	0	0	0	0	0	0	0	242	0	0
	Kennedy-King	0	3	0	30	88	0	0	0	0	0
	Malcolm X	0	0	0	0	0	0	0	0	0	0
	Olive-Harvey	0	0	0	0	0	0	0	0	0	0
	Richard J. Daley	0	0	0	0	0	0	0	0	0	0
	Wilbur Wright	0	0	0	0	0	0	0	0	0	0
502	College of DuPage	0	3	0	20	254	0	21	0	0	0
532	College of Lake County	0	0	0	0	35	0	0	0	0	0
507	Danville Area	0	0	0	0	0	0	0	0	0	2
509	Elgin	0	0	7	0	0	0	0	0	0	0
512	Harper	0	0	0	0	111	0	0	2	0	0
540	Heartland	0	0	0	0	0	0	0	0	0	0
519	Highland	0	0	0	0	0	0	0	0	0	0
514	Illinois Central	0	0	16	0	49	0	0	0	0	0
529	Illinois Eastern	(0)	(0)	(0)	(0)	(0)	(0)	(0)	(0)	(0)	(0)
	Frontier	0	0	0	0	0	0	0	0	0	0
	Lincoln Trail	0	0	0	0	0	0	0	0	0	0
	Olney Central	0	0	0	0	0	0	0	0	0	0
	Wabash Valley	0	0	0	0	0	0	0	0	0	0
513	Illinois Valley	0	0	0	0	0	0	0	0	0	0
530	John A. Logan	0	0	0	0	0	0	0	0	0	0
539	John Wood	0	0	0	0	0	0	0	0	0	0
525	Joliet Junior	0	0	0	0	20	12	0	0	0	0
520	Kankakee	0	0	0	0	0	0	0	0	0	0
501	Kaskaskia	0	0	0	21	2	0	3	0	0	0
523	Kishwaukee	0	0	0	0	0	0	6	0	0	6
517	Lake Land	10	0	0	0	12	0	8	0	0	0
536	Lewis and Clark	0	0	0	0	0	0	0	0	0	0
526	Lincoln Land	0	0	0	4	0	0	0	0	0	0
528	McHenry County	0	0	0	0	0	0	0	0	0	0
524	Moraine Valley	0	5	0	0	101	0	0	0	20	0
527	Morton	0	0	0	0	0	0	0	0	0	0
535	Oakton	0	0	0	0	0	0	0	0	0	0
505	Parkland	0	0	0	0	0	0	0	0	0	0
515	Prairie State	0	0	0	0	0	0	0	0	12	0
521	Rend Lake	27	0	0	18	56	0	50	0	0	0
537	Richland	0	0	0	27	48	18	0	0	0	0
511	Rock Valley	0	0	0	0	0	0	0	0	0	69
506	Sauk Valley	0	0	0	0	0	0	0	0	0	0
531	Shawnee	0	0	0	0	0	0	0	0	0	0
510	South Suburban	0	0	0	0	0	0	0	0	18	0
533	Southeastern Illinois	0	0	0	0	0	0	4	0	0	0
522	Southwestern Illinois	0	0	0	0	34	0	0	0	0	0
534	Spoon River	0	0	0	0	0	0	0	0	0	0
504	Triton	0	37	0	95	152	0	8	0	0	0
516	Waubonsee	0	0	0	0	0	0	0	0	0	0
	TOTALS	37	48	23	215	962	30	115	244	50	77

*All Other Column includes CIP codes with less than 10 course section enrollments.

SOURCE OF DATA: ICCB Centralized Data System--Course Section Enrollment (SU/SR) Data



Illinois Community College Board
Table B-5
ANNUAL DUPLICATED COURSE SECTION ENROLLMENT IN CAREER AND TECHNICAL EDUCATION
BY INSTRUCTIONAL PROGRAM AND BY COLLEGE
FISCAL YEAR 2021

Dist. No.	District/College	Engineering Technologies/Technicians, General. 150000	Architectural Engineering Technologies/Technicians. 150101	Civil Engineering Technologies/Technicians. 150201	Electrical, Electronic, and Communications Engineering Technology/Technician. 150303	Laser and Optical Technology/Technician. 150304	Electromechanical/ Electromechanical Engineering Technology/Technician. 150403	Robotics Technology/Technician. 150405	Automation Engineer Technology/Technician. 150406	Electromechanical Technologies/Technicians, Other. 150499	Metallurgical Technology/Technician. 150611
503	Black Hawk	0	0	0	0	0	0	0	0	0	0
518	Carl Sandburg	0	0	0	0	0	0	0	0	0	0
508	City Colleges of Chicago	(0)	(0)	(0)	(0)	(0)	(0)	(0)	(0)	(38)	(0)
	Harold Washington	0	0	0	0	0	0	0	0	0	0
	Harry S Truman	0	0	0	0	0	0	0	0	0	0
	Kennedy-King	0	0	0	0	0	0	0	0	0	0
	Malcolm X	0	0	0	0	0	0	0	0	0	0
	Olive-Harvey	0	0	0	0	0	0	0	0	0	0
	Richard J. Daley	0	0	0	0	0	0	0	0	38	0
	Wilbur Wright	0	0	0	0	0	0	0	0	0	0
502	College of DuPage	9	10	0	63	0	17	10	13	18	0
532	College of Lake County	0	0	10	0	0	0	0	0	0	0
507	Danville Area	1	0	0	0	0	0	0	0	0	0
509	Elgin	0	0	0	0	0	0	0	0	6	17
512	Harper	0	10	0	216	12	0	0	0	59	0
540	Heartland	0	0	0	15	0	0	0	0	0	0
519	Highland	0	0	0	0	0	0	0	0	0	0
514	Illinois Central	11	0	0	4	0	0	0	0	15	0
529	Illinois Eastern	(0)	(0)	(0)	(0)	(0)	(0)	(0)	(0)	(11)	(0)
	Frontier	0	0	0	0	0	0	0	0	0	0
	Lincoln Trail	0	0	0	0	0	0	0	0	0	0
	Olney Central	0	0	0	0	0	0	0	0	11	0
	Wabash Valley	0	0	0	0	0	0	0	0	0	0
513	Illinois Valley	0	0	0	0	0	0	0	0	0	0
530	John A. Logan	0	0	0	0	0	0	0	0	0	0
539	John Wood	0	0	0	0	0	0	0	0	41	2
525	Joliet Junior	0	0	0	0	0	0	0	0	0	0
520	Kankakee	0	0	0	0	0	0	0	0	0	0
501	Kaskaskia	0	0	0	5	0	0	0	0	0	0
523	Kishwaukee	0	0	0	0	0	0	0	0	0	0
517	Lake Land	0	0	23	1	0	0	4	0	0	15
536	Lewis and Clark	0	0	0	0	0	0	0	0	0	0
526	Lincoln Land	0	0	0	3	0	0	0	0	0	0
528	McHenry County	52	0	0	0	0	0	5	0	0	0
524	Moraine Valley	0	0	0	143	0	51	0	57	86	0
527	Morton	0	0	0	0	0	0	0	0	0	0
535	Oakton	0	0	0	0	0	0	7	0	21	0
505	Parkland	0	0	0	0	0	0	0	0	0	0
515	Prairie State	0	0	0	0	0	0	0	0	0	4
521	Rend Lake	0	0	0	14	0	0	0	0	0	12
537	Richland	7	0	0	0	0	0	0	0	0	0
511	Rock Valley	0	0	0	25	0	0	0	0	0	0
506	Sauk Valley	0	0	0	27	0	0	0	0	4	0
531	Shawnee	0	0	0	0	0	0	0	0	0	0
510	South Suburban	0	0	0	0	0	0	0	0	0	0
533	Southeastern Illinois	0	0	0	0	0	0	0	0	0	0
522	Southwestern Illinois	0	0	8	0	0	0	0	0	2	40
534	Spoon River	0	0	0	0	0	0	0	0	0	0
504	Triton	0	16	0	9	0	0	0	0	40	0
516	Waubonsee	0	0	0	0	0	0	0	0	0	0
	TOTALS	80	36	41	525	12	68	26	70	341	90

*All Other Column includes CIP codes with less than 10 course section enrollments.

SOURCE OF DATA: ICCB Centralized Data System--Course Section Enrollment (SU/SR) Data



Illinois Community College Board
Table B-5
ANNUAL DUPLICATED COURSE SECTION ENROLLMENT IN CAREER AND TECHNICAL EDUCATION
BY INSTRUCTIONAL PROGRAM AND BY COLLEGE
FISCAL YEAR 2021

Dist. No.	District/College	Industrial Technology/Technician. 150612	Manufacturing Engineering Technology/Technician. 150613	Occupational Safety and Health Technology/Technician. 150701	Quality Control Technology/Technician. 150702	Mechanical/Mechanical Engineering Technology/Technician. 150805	Petroleum Technology/Technician. 150903	Hydraulics and Fluid Power Technology/Technician. 151103	Computer Engineering Technology/Technician. 151201	Computer/Computer Systems Technology/Technician. 151202	Computer Hardware Technology/Technician. 151203
503	Black Hawk	0	0	0	0	0	0	0	0	0	0
518	Carl Sandburg	0	10	10	0	0	0	0	0	0	0
508	City Colleges of Chicago	(0)	(0)	(0)	(82)	(2)	(0)	(0)	(0)	(0)	(0)
	Harold Washington	0	0	0	0	0	0	0	0	0	0
	Harry S Truman	0	0	0	0	2	0	0	0	0	0
	Kennedy-King	0	0	0	0	0	0	0	0	0	0
	Malcolm X	0	0	0	0	0	0	0	0	0	0
	Olive-Harvey	0	0	0	0	0	0	0	0	0	0
	Richard J. Daley	0	0	0	76	0	0	0	0	0	0
	Wilbur Wright	0	0	0	6	0	0	0	0	0	0
502	College of DuPage	0	23	88	40	0	0	11	0	0	10
532	College of Lake County	0	56	0	0	0	0	0	0	0	0
507	Danville Area	0	0	4	0	0	0	0	0	0	0
509	Elgin	1	3	0	0	0	0	0	0	0	0
512	Harper	0	39	0	9	0	0	0	19	0	0
540	Heartland	40	10	0	0	0	0	0	4	0	0
519	Highland	0	1	0	0	0	0	0	0	0	0
514	Illinois Central	0	0	0	0	0	0	34	0	0	38
529	Illinois Eastern	(0)	(19)	(13)	(5)	(0)	(0)	(0)	(0)	(0)	(0)
	Frontier	0	0	0	0	0	0	0	0	0	0
	Lincoln Trail	0	19	0	5	0	0	0	0	0	0
	Olney Central	0	0	13	0	0	0	0	0	0	0
	Wabash Valley	0	0	0	0	0	0	0	0	0	0
513	Illinois Valley	0	0	11	0	0	0	0	0	0	0
530	John A. Logan	0	0	0	0	0	0	0	0	0	0
539	John Wood	0	28	0	0	0	0	0	0	0	0
525	Joliet Junior	0	0	5	0	0	0	0	0	0	0
520	Kankakee	0	35	0	0	0	0	0	0	0	0
501	Kaskaskia	0	19	11	0	0	0	0	0	0	0
523	Kishwaukee	0	0	0	0	0	0	0	0	0	0
517	Lake Land	0	2	59	0	0	0	10	5	1	8
536	Lewis and Clark	0	0	0	0	0	56	0	0	0	0
526	Lincoln Land	0	0	0	0	0	0	0	0	0	0
528	McHenry County	0	75	0	11	13	0	0	0	0	0
524	Moraine Valley	0	0	0	0	0	0	4	17	0	0
527	Morton	0	0	0	0	0	0	0	0	0	0
535	Oakton	0	6	0	0	11	0	5	0	2	22
505	Parkland	0	0	0	0	0	0	0	0	28	0
515	Prairie State	0	0	0	0	0	0	0	0	0	0
521	Rend Lake	0	10	29	0	0	0	0	0	0	14
537	Richland	46	0	0	0	0	0	0	0	0	0
511	Rock Valley	0	10	0	0	0	0	0	0	0	0
506	Sauk Valley	4	0	0	0	0	0	0	8	0	0
531	Shawnee	0	0	0	0	0	0	0	0	0	0
510	South Suburban	0	0	0	0	0	0	0	0	0	0
533	Southeastern Illinois	0	0	0	0	0	0	0	0	0	0
522	Southwestern Illinois	0	0	24	0	0	0	0	0	0	0
534	Spoon River	0	0	0	0	0	0	0	0	0	0
504	Triton	0	0	0	0	0	0	0	0	0	0
516	Waubonsee	0	116	0	0	0	0	0	0	0	0
	TOTALS	91	462	254	147	26	56	64	53	31	92

*All Other Column includes CIP codes with less than 10 course section enrollments.

SOURCE OF DATA: ICCB Centralized Data System--Course Section Enrollment (SU/SR) Data



Illinois Community College Board
Table B-5
ANNUAL DUPLICATED COURSE SECTION ENROLLMENT IN CAREER AND TECHNICAL EDUCATION
BY INSTRUCTIONAL PROGRAM AND BY COLLEGE
FISCAL YEAR 2021

Dist. No.	District/College	Computer Software Technology/Technician. 151204	Drafting and Design Technology/Technician, General. 151301	CAD/CADD Drafting and/or Design Technology/Technician. 151302	Architectural Drafting and Architectural CAD/CADD. 151303	Electrical/Electronics Drafting and Electrical/Electronics CAD/CADD. 151305	Mechanical Drafting and Mechanical Drafting CAD/CADD. 151306	Engineering Design. 151502	Energy Systems Technology/Technician. 151701	Solar Energy Technology/Technician. 151703	Engineering/Engineering- Related Technologies/Technicians, Other. 159999
503	Black Hawk	0	0	0	0	0	0	0	0	0	0
518	Carl Sandburg	0	0	0	0	0	0	0	0	0	0
508	City Colleges of Chicago	(0)	(19)	(22)	(448)	(0)	(0)	(0)	(6)	(0)	(0)
	Harold Washington	0	0	0	400	0	0	0	0	0	0
	Harry S Truman	0	19	22	1	0	0	0	0	0	0
	Kennedy-King	0	0	0	0	0	0	0	0	0	0
	Malcolm X	0	0	0	0	0	0	0	0	0	0
	Olive-Harvey	0	0	0	0	0	0	0	0	0	0
	Richard J. Daley	0	0	0	0	0	0	0	0	0	0
	Wilbur Wright	0	0	0	47	0	0	0	6	0	0
502	College of DuPage	32	72	216	18	0	0	0	0	0	44
532	College of Lake County	0	0	33	3	0	0	0	0	0	0
507	Danville Area	0	0	0	0	0	0	0	12	0	0
509	Elgin	0	153	199	0	0	0	0	7	10	0
512	Harper	0	0	10	72	0	0	0	13	0	0
540	Heartland	0	35	38	0	0	0	0	0	0	0
519	Highland	0	0	0	0	0	0	0	0	0	0
514	Illinois Central	0	47	0	0	0	0	0	0	0	0
529	Illinois Eastern	(0)	(8)	(0)	(0)	(0)	(0)	(0)	(0)	(0)	(9)
	Frontier	0	0	0	0	0	0	0	0	0	0
	Lincoln Trail	0	0	0	0	0	0	0	0	0	0
	Olney Central	0	8	0	0	0	0	0	0	0	9
	Wabash Valley	0	0	0	0	0	0	0	0	0	0
513	Illinois Valley	0	18	42	0	0	0	0	0	0	0
530	John A. Logan	0	0	0	0	0	0	0	0	0	0
539	John Wood	0	0	0	0	18	0	0	0	0	0
525	Joliet Junior	0	0	0	0	0	0	0	0	0	0
520	Kankakee	0	0	0	0	0	0	0	0	0	0
501	Kaskaskia	0	0	0	0	0	0	0	0	0	0
523	Kishwaukee	0	12	0	0	0	4	0	0	0	0
517	Lake Land	0	27	28	0	0	0	0	10	0	12
536	Lewis and Clark	0	0	0	5	0	0	0	0	0	0
526	Lincoln Land	0	10	0	0	0	0	0	0	0	0
528	McHenry County	0	52	27	0	0	0	0	0	0	0
524	Moraine Valley	0	27	82	0	0	0	13	0	0	1
527	Morton	0	0	0	0	0	0	0	0	0	0
535	Oakton	0	22	138	0	0	0	0	14	0	0
505	Parkland	0	0	0	0	0	0	0	0	0	0
515	Prairie State	0	0	0	0	0	0	0	0	0	0
521	Rend Lake	0	0	0	0	0	0	0	0	0	0
537	Richland	0	34	15	0	0	0	0	0	0	0
511	Rock Valley	0	18	37	0	0	0	0	0	0	2
506	Sauk Valley	0	0	0	0	0	0	0	0	0	0
531	Shawnee	0	0	0	0	0	0	0	0	0	0
510	South Suburban	0	0	0	0	0	0	0	0	0	0
533	Southeastern Illinois	0	0	0	0	0	0	0	0	0	0
522	Southwestern Illinois	0	8	0	0	0	30	0	0	0	0
534	Spoon River	0	0	0	0	0	0	0	0	0	0
504	Triton	0	88	51	72	0	0	0	36	54	0
516	Waubonsee	0	0	36	0	0	7	0	0	0	0
	TOTALS	32	650	974	618	18	41	13	98	64	68

*All Other Column includes CIP codes with less than 10 course section enrollments.

SOURCE OF DATA: ICCB Centralized Data System--Course Section Enrollment (SU/SR) Data



Illinois Community College Board
Table B-5
ANNUAL DUPLICATED COURSE SECTION ENROLLMENT IN CAREER AND TECHNICAL EDUCATION
BY INSTRUCTIONAL PROGRAM AND BY COLLEGE
FISCAL YEAR 2021

Dist. No.	District/College	Language Interpretation and Translation. 160103	American Sign Language (ASL). 161601	Sign Language Interpretation and Translation. 161603	Family and Consumer Sciences/Human Sciences, General. 190101	Foods, Nutrition, and Wellness Studies, General. 190501	Human Nutrition. 190504	Housing and Human Environments, Other. 190699	Human Development and Family Studies, General. 190701	Child Development. 190706	Child Care and Support Services Management. 190708
503	Black Hawk	0	0	0	0	0	0	0	0	29	9
518	Carl Sandburg	0	0	0	0	0	1	0	0	0	0
508	City Colleges of Chicago	(0)	(0)	(0)	(0)	(0)	(0)	(0)	(49)	(0)	(24)
	Harold Washington	0	0	0	0	0	0	0	0	0	9
	Harry S Truman	0	0	0	0	0	0	0	49	0	0
	Kennedy-King	0	0	0	0	0	0	0	0	0	0
	Malcolm X	0	0	0	0	0	0	0	0	0	0
	Olive-Harvey	0	0	0	0	0	0	0	0	0	0
	Richard J. Daley	0	0	0	0	0	0	0	0	0	15
	Wilbur Wright	0	0	0	0	0	0	0	0	0	0
502	College of DuPage	0	200	24	0	0	188	25	0	0	26
532	College of Lake County	0	0	0	0	0	0	0	0	8	23
507	Danville Area	0	0	0	0	0	0	0	0	0	7
509	Elgin	0	0	0	0	0	0	0	0	0	16
512	Harper	19	0	246	0	0	0	12	0	0	13
540	Heartland	0	0	0	0	0	0	0	0	0	0
519	Highland	0	0	0	0	0	0	0	0	0	0
514	Illinois Central	0	0	104	0	32	0	0	0	17	0
529	Illinois Eastern	(0)	(0)	(0)	(0)	(0)	(0)	(0)	(0)	(4)	(0)
	Frontier	0	0	0	0	0	0	0	0	0	0
	Lincoln Trail	0	0	0	0	0	0	0	0	0	0
	Olney Central	0	0	0	0	0	0	0	0	0	0
	Wabash Valley	0	0	0	0	0	0	0	0	4	0
513	Illinois Valley	0	0	0	0	0	0	0	0	7	7
530	John A. Logan	0	0	30	0	0	0	0	0	0	4
539	John Wood	0	0	0	0	0	0	0	0	0	0
525	Joliet Junior	0	0	0	162	0	0	0	0	0	0
520	Kankakee	0	0	0	0	0	0	0	0	0	5
501	Kaskaskia	0	0	0	0	0	55	0	25	7	10
523	Kishwaukee	0	0	0	0	0	0	0	0	0	0
517	Lake Land	0	7	90	0	0	0	0	0	0	11
536	Lewis and Clark	0	0	0	0	0	0	0	0	0	0
526	Lincoln Land	0	0	0	0	33	0	0	0	2	12
528	McHenry County	0	0	0	0	0	0	0	0	0	0
524	Moraine Valley	0	196	115	0	0	0	0	0	0	1
527	Morton	0	0	0	0	0	0	0	0	0	29
535	Oakton	0	0	0	0	0	0	0	0	0	19
505	Parkland	0	0	0	0	0	16	0	0	0	10
515	Prairie State	0	0	0	0	0	0	0	0	4	17
521	Rend Lake	0	0	0	0	0	0	0	0	0	11
537	Richland	0	0	0	0	0	0	0	0	0	0
511	Rock Valley	0	0	0	0	0	0	0	0	0	0
506	Sauk Valley	0	0	0	0	0	0	0	0	0	0
531	Shawnee	0	0	0	0	0	0	0	0	0	0
510	South Suburban	0	0	0	0	0	0	0	0	0	0
533	Southeastern Illinois	0	0	0	0	0	0	0	0	0	0
522	Southwestern Illinois	0	0	60	0	0	0	0	0	0	23
534	Spoon River	0	0	0	0	0	0	0	0	0	0
504	Triton	0	0	0	0	0	0	3	0	0	5
516	Waubonsee	<u>13</u>	<u>0</u>	<u>152</u>	<u>0</u>	<u>0</u>	<u>0</u>	<u>0</u>	<u>0</u>	<u>0</u>	<u>32</u>
	TOTALS	32	403	821	162	65	260	40	74	78	314

*All Other Column includes CIP codes with less than 10 course section enrollments.

SOURCE OF DATA: ICCB Centralized Data System--Course Section Enrollment (SU/SR) Data



Illinois Community College Board
Table B-5
ANNUAL DUPLICATED COURSE SECTION ENROLLMENT IN CAREER AND TECHNICAL EDUCATION
BY INSTRUCTIONAL PROGRAM AND BY COLLEGE
FISCAL YEAR 2021

Dist. No.	District/College	Child Care Provider/Assistant. 190709	Apparel and Textiles, General. 190901	Family and Consumer Sciences/Human Sciences, Other. 199999	Legal Administrative Assistant/Secretary. 220301	Legal Assistant/Paralegal. 220302	Court Reporting and Captioning/Court Reporter. 220303	Legal Professions and Studies, Other. 229999	Writing, General. 231301	Professional, Technical, Business, and Scientific Writing. 231303	Rhetoric and Composition. 231304
503	Black Hawk	117	0	11	0	0	0	0	94	21	54
518	Carl Sandburg	0	0	0	0	0	0	0	0	0	11
508	City Colleges of Chicago	(2,060)	(0)	(56)	(0)	(793)	(0)	(0)	(30)	(98)	(243)
	Harold Washington	740	0	8	0	285	0	0	0	24	153
	Harry S Truman	384	0	9	0	0	0	0	0	0	0
	Kennedy-King	113	0	0	0	0	0	0	30	33	0
	Malcolm X	362	0	25	0	0	0	0	0	0	90
	Olive-Harvey	168	0	7	0	0	0	0	0	0	0
	Richard J. Daley	293	0	7	0	0	0	0	0	0	0
	Wilbur Wright	0	0	0	0	508	0	0	0	41	0
502	College of DuPage	185	39	8	0	259	0	0	0	28	0
532	College of Lake County	55	0	0	0	97	0	0	71	58	26
507	Danville Area	27	0	0	0	0	0	0	89	0	0
509	Elgin	200	0	0	0	55	0	0	0	221	2
512	Harper	175	17	21	0	299	0	14	215	117	0
540	Heartland	94	0	1	0	0	0	0	0	0	0
519	Highland	1	0	0	0	0	0	0	0	11	0
514	Illinois Central	29	0	0	0	126	0	0	0	0	0
529	Illinois Eastern	(25)	(0)	(0)	(0)	(0)	(0)	(0)	(26)	(17)	(0)
	Frontier	0	0	0	0	0	0	0	0	0	0
	Lincoln Trail	0	0	0	0	0	0	0	0	0	0
	Olney Central	0	0	0	0	0	0	0	26	17	0
	Wabash Valley	25	0	0	0	0	0	0	0	0	0
513	Illinois Valley	43	0	0	0	0	0	0	40	0	0
530	John A. Logan	45	0	13	7	0	0	0	20	0	0
539	John Wood	0	0	0	0	0	0	0	0	35	0
525	Joliet Junior	38	0	0	0	0	0	0	0	143	0
520	Kankakee	57	0	8	0	23	0	0	4	108	0
501	Kaskaskia	98	0	0	12	0	0	0	0	11	0
523	Kishwaukee	35	0	0	0	0	0	0	0	5	0
517	Lake Land	117	0	0	0	0	47	0	81	111	0
536	Lewis and Clark	3	0	12	3	267	0	0	0	3	0
526	Lincoln Land	19	0	0	0	0	0	0	0	0	0
528	McHenry County	82	0	0	0	68	0	0	145	46	0
524	Moraine Valley	321	0	0	1	36	0	0	0	33	0
527	Morton	121	0	0	0	0	0	0	0	0	0
535	Oakton	459	0	3	0	137	0	0	0	6	4
505	Parkland	49	0	0	0	0	0	0	0	46	67
515	Prairie State	52	0	0	0	0	0	0	0	0	0
521	Rend Lake	94	0	0	0	0	0	0	0	0	0
537	Richland	59	0	0	0	0	0	0	0	0	0
511	Rock Valley	176	0	0	0	0	0	0	0	0	0
506	Sauk Valley	59	0	0	0	0	0	0	0	16	0
531	Shawnee	0	0	0	0	0	0	0	0	4	0
510	South Suburban	0	0	18	0	0	4	0	17	19	0
533	Southeastern Illinois	0	0	0	0	0	0	0	0	25	0
522	Southwestern Illinois	73	0	10	3	111	0	0	0	63	0
534	Spoon River	74	0	0	0	0	0	0	0	0	0
504	Triton	181	0	0	0	0	0	0	0	81	0
516	Waubonsee	<u>388</u>	<u>0</u>	<u>0</u>	<u>0</u>	<u>29</u>	<u>0</u>	<u>0</u>	<u>0</u>	<u>124</u>	<u>32</u>
	TOTALS	5,611	56	161	26	2,300	51	14	832	1,450	439

*All Other Column includes CIP codes with less than 10 course section enrollments.

SOURCE OF DATA: ICCB Centralized Data System--Course Section Enrollment (SU/SR) Data



Illinois Community College Board
Table B-5
ANNUAL DUPLICATED COURSE SECTION ENROLLMENT IN CAREER AND TECHNICAL EDUCATION
BY INSTRUCTIONAL PROGRAM AND BY COLLEGE
FISCAL YEAR 2021

Dist. No.	District/College	English Language and Literature/Letters, Other. 239999	Orientation Courses (Cross to 24.0199 for IPEDS) 240105	Library and Archives Assisting. 250301	Library Science, Other. 259999	Biology/Biological Sciences, General. 260101	Anatomy. 260403	Pathology/Experimental Pathology. 260910	Pharmacology. 261001	Applied Mathematics, General. 270301	Statistics, General. 270501
503	Black Hawk	0	3	0	0	0	26	0	127	103	19
518	Carl Sandburg	0	0	0	0	0	9	0	53	20	0
508	City Colleges of Chicago	(0)	(26)	(27)	(0)	(50)	(40)	(86)	(57)	(289)	(0)
	Harold Washington	0	1	0	0	12	0	0	0	174	0
	Harry S Truman	0	0	0	0	0	0	0	0	0	0
	Kennedy-King	0	25	0	0	0	0	0	0	89	0
	Malcolm X	0	0	0	0	38	40	86	57	0	0
	Olive-Harvey	0	0	0	0	0	0	0	0	6	0
	Richard J. Daley	0	0	0	0	0	0	0	0	4	0
	Wilbur Wright	0	0	27	0	0	0	0	0	16	0
502	College of DuPage	0	0	271	37	0	0	30	0	837	0
532	College of Lake County	0	0	0	0	0	59	20	14	69	0
507	Danville Area	0	0	0	0	0	20	0	0	196	0
509	Elgin	0	0	0	0	0	0	0	0	163	0
512	Harper	0	12	0	0	0	0	230	380	294	0
540	Heartland	0	0	0	0	0	0	0	0	51	0
519	Highland	0	0	0	0	0	0	0	0	35	0
514	Illinois Central	0	41	50	0	0	30	75	23	57	9
529	Illinois Eastern	(0)	(57)	(0)	(0)	(0)	(30)	(0)	(17)	(58)	(0)
	Frontier	0	0	0	0	0	0	0	0	0	0
	Lincoln Trail	0	0	0	0	0	16	0	17	41	0
	Olney Central	0	57	0	0	0	14	0	0	17	0
	Wabash Valley	0	0	0	0	0	0	0	0	0	0
513	Illinois Valley	0	34	0	0	0	0	0	0	40	0
530	John A. Logan	0	0	0	0	0	0	0	0	61	0
539	John Wood	0	13	0	0	0	0	0	21	71	0
525	Joliet Junior	0	0	0	0	0	0	0	0	0	0
520	Kankakee	0	0	0	0	0	0	0	0	59	0
501	Kaskaskia	0	11	16	0	0	47	0	210	71	0
523	Kishwaukee	0	18	0	0	7	23	16	67	38	0
517	Lake Land	0	37	0	0	0	0	41	53	297	0
536	Lewis and Clark	0	39	0	0	0	0	0	0	129	0
526	Lincoln Land	0	42	0	0	0	0	0	46	55	0
528	McHenry County	0	0	0	0	0	0	0	112	185	0
524	Moraine Valley	0	0	0	0	0	0	22	127	231	0
527	Morton	0	0	0	0	0	0	0	0	0	0
535	Oakton	0	0	0	0	0	0	0	0	115	0
505	Parkland	0	28	0	0	0	0	36	0	105	0
515	Prairie State	0	0	0	0	0	0	0	0	0	0
521	Rend Lake	27	40	0	0	0	18	0	52	82	0
537	Richland	0	0	0	0	0	0	25	0	22	0
511	Rock Valley	0	24	0	0	0	0	0	13	23	0
506	Sauk Valley	0	0	0	0	0	0	0	0	69	0
531	Shawnee	0	15	0	0	0	0	0	0	0	0
510	South Suburban	0	0	0	0	0	0	25	0	0	0
533	Southeastern Illinois	0	12	0	0	0	0	0	0	45	0
522	Southwestern Illinois	0	0	0	0	0	0	49	308	60	0
534	Spoon River	0	0	0	0	0	0	0	19	18	0
504	Triton	0	0	0	0	81	92	0	137	255	0
516	Waubonsee	0	0	0	0	87	0	0	0	80	0
	TOTALS	27	452	364	37	225	394	655	1,836	4,283	28

*All Other Column includes CIP codes with less than 10 course section enrollments.

SOURCE OF DATA: ICCB Centralized Data System--Course Section Enrollment (SU/SR) Data



Illinois Community College Board
Table B-5
ANNUAL DUPLICATED COURSE SECTION ENROLLMENT IN CAREER AND TECHNICAL EDUCATION
BY INSTRUCTIONAL PROGRAM AND BY COLLEGE
FISCAL YEAR 2021

Dist. No.	District/College	Mathematics and Statistics. 270503	Sports, Kinesiology, and Physical Education/Fitness, General. 310501	Sport and Fitness Administration/Management. 310504	Exercise Science and Kinesiology. 310505	Parks, Recreation, Leisure, Fitness, and Kinesiology, Other. 319999	Career Exploration/Awareness Skills. 320107	Philosophy. 380101	Ethics. 380103	Physical Sciences, General. 400101	Physics, General. 400801
503	Black Hawk	0	0	0	0	0	0	0	0	0	0
518	Carl Sandburg	0	0	0	0	0	0	0	0	0	0
508	City Colleges of Chicago	(0)	(0)	(0)	(0)	(0)	(0)	(0)	(0)	(19)	(0)
	Harold Washington	0	0	0	0	0	0	0	0	0	0
	Harry S Truman	0	0	0	0	0	0	0	0	0	0
	Kennedy-King	0	0	0	0	0	0	0	0	0	0
	Malcolm X	0	0	0	0	0	0	0	0	19	0
	Olive-Harvey	0	0	0	0	0	0	0	0	0	0
	Richard J. Daley	0	0	0	0	0	0	0	0	0	0
	Wilbur Wright	0	0	0	0	0	0	0	0	0	0
502	College of DuPage	0	0	0	0	0	0	0	0	0	43
532	College of Lake County	225	0	0	0	0	101	0	55	0	0
507	Danville Area	0	0	0	0	0	0	0	12	0	0
509	Elgin	0	35	0	0	0	0	0	0	0	0
512	Harper	0	0	0	0	0	0	0	0	0	0
540	Heartland	0	0	0	0	0	0	0	0	0	0
519	Highland	0	0	0	0	0	0	0	0	0	0
514	Illinois Central	0	0	0	0	0	0	0	0	0	0
529	Illinois Eastern	(0)	(0)	(12)	(0)	(0)	(0)	(0)	(0)	(0)	(0)
	Frontier	0	0	0	0	0	0	0	0	0	0
	Lincoln Trail	0	0	0	0	0	0	0	0	0	0
	Olney Central	0	0	0	0	0	0	0	0	0	0
	Wabash Valley	0	0	12	0	0	0	0	0	0	0
513	Illinois Valley	0	0	0	0	0	0	0	0	0	0
530	John A. Logan	0	0	0	0	0	0	0	0	0	0
539	John Wood	0	0	0	0	9	0	0	0	0	0
525	Joliet Junior	0	0	0	0	0	0	0	0	0	0
520	Kankakee	0	0	0	0	0	0	0	0	0	0
501	Kaskaskia	0	26	0	0	0	0	0	0	0	0
523	Kishwaukee	0	0	0	0	0	0	12	0	0	0
517	Lake Land	0	0	0	0	0	0	0	0	0	12
536	Lewis and Clark	0	0	0	0	0	0	0	0	0	0
526	Lincoln Land	0	0	0	0	0	0	0	0	0	0
528	McHenry County	0	0	0	0	0	0	52	0	0	0
524	Moraine Valley	0	57	0	0	32	0	0	0	0	0
527	Morton	0	0	0	0	0	0	0	0	0	0
535	Oakton	0	0	0	0	0	0	0	0	12	64
505	Parkland	0	0	0	0	0	0	0	0	14	0
515	Prairie State	0	0	0	0	0	0	0	0	0	0
521	Rend Lake	0	0	0	0	0	0	0	112	0	0
537	Richland	0	0	0	0	0	0	0	0	0	64
511	Rock Valley	0	13	0	0	0	93	0	0	0	22
506	Sauk Valley	0	0	0	0	0	0	0	0	0	0
531	Shawnee	0	0	0	0	0	0	0	0	0	0
510	South Suburban	0	0	0	0	0	0	0	0	0	0
533	Southeastern Illinois	0	0	0	0	0	0	0	0	0	0
522	Southwestern Illinois	0	0	0	0	0	0	0	0	0	0
534	Spoon River	0	0	0	0	0	0	0	0	0	0
504	Triton	0	0	0	0	3	0	0	0	0	170
516	Waubonsee	0	53	13	10	0	0	68	0	0	0
	TOTALS	225	184	25	10	44	194	132	179	45	375

*All Other Column includes CIP codes with less than 10 course section enrollments.

SOURCE OF DATA: ICCB Centralized Data System--Course Section Enrollment (SU/SR) Data



Illinois Community College Board
Table B-5
ANNUAL DUPLICATED COURSE SECTION ENROLLMENT IN CAREER AND TECHNICAL EDUCATION
BY INSTRUCTIONAL PROGRAM AND BY COLLEGE
FISCAL YEAR 2021

Dist. No.	District/College	Science Technologies/Technicians, Other. 419999	Psychology, General. 420101	Social Psychology. 422707	Corrections. 430102	Criminal Justice/Law Enforcement Administration. 430103	Criminal Justice/Police Science. 430107	Security and Loss Prevention Services. 430109	Corrections and Criminal Justice, Other. 430199	Fire Prevention and Safety Technology/Technician. 430201	Fire Services Administration. 430202
503	Black Hawk	0	0	0	12	0	74	0	0	0	0
518	Carl Sandburg	0	0	0	0	0	0	0	0	0	0
508	City Colleges of Chicago	(0)	(33)	(20)	(6)	(270)	(2,206)	(0)	(0)	(0)	(0)
	Harold Washington	0	4	0	0	30	1,007	0	0	0	0
	Harry S Truman	0	0	0	0	0	81	0	0	0	0
	Kennedy-King	0	0	20	6	9	130	0	0	0	0
	Malcolm X	0	29	0	0	0	21	0	0	0	0
	Olive-Harvey	0	0	0	0	23	112	0	0	0	0
	Richard J. Daley	0	0	0	0	122	376	0	0	0	0
	Wilbur Wright	0	0	0	0	86	479	0	0	0	0
502	College of DuPage	0	0	0	83	0	241	14	0	250	0
532	College of Lake County	0	0	0	0	0	61	0	0	0	0
507	Danville Area	0	0	0	30	0	56	0	0	0	0
509	Elgin	0	0	0	25	0	268	0	17	54	63
512	Harper	0	0	0	0	0	286	26	0	219	34
540	Heartland	0	0	0	0	0	0	0	0	0	0
519	Highland	0	0	0	0	0	0	0	0	0	0
514	Illinois Central	0	0	0	0	0	0	0	0	55	19
529	Illinois Eastern	(0)	(0)	(0)	(0)	(0)	(0)	(0)	(0)	(0)	(0)
	Frontier	0	0	0	0	0	0	0	0	0	0
	Lincoln Trail	0	0	0	0	0	0	0	0	0	0
	Olney Central	0	0	0	0	0	0	0	0	0	0
	Wabash Valley	0	0	0	0	0	0	0	0	0	0
513	Illinois Valley	0	0	0	0	0	77	0	0	0	0
530	John A. Logan	0	56	0	44	0	109	11	0	0	0
539	John Wood	0	89	0	0	0	63	0	0	9	21
525	Joliet Junior	0	0	0	0	0	86	0	0	15	0
520	Kankakee	0	0	0	0	0	4	0	0	0	0
501	Kaskaskia	0	0	0	35	0	147	20	0	0	0
523	Kishwaukee	0	0	0	34	0	269	0	0	0	0
517	Lake Land	0	0	0	75	0	266	0	0	0	0
536	Lewis and Clark	0	0	0	17	0	130	0	0	19	0
526	Lincoln Land	0	0	0	0	0	0	0	0	26	0
528	McHenry County	0	0	0	47	0	291	0	0	0	0
524	Moraine Valley	0	0	0	126	242	234	15	0	0	0
527	Morton	0	0	0	0	0	90	0	0	0	5
535	Oakton	0	64	0	0	23	313	34	0	3	4
505	Parkland	0	0	0	0	0	18	0	0	3	0
515	Prairie State	0	0	0	0	0	0	0	0	0	0
521	Rend Lake	27	35	0	70	0	121	9	0	0	0
537	Richland	0	0	0	8	0	93	0	0	0	0
511	Rock Valley	0	0	0	49	0	357	0	0	33	0
506	Sauk Valley	0	0	0	19	0	60	0	0	0	0
531	Shawnee	0	0	0	0	0	0	0	0	0	0
510	South Suburban	0	0	0	0	0	27	0	0	0	0
533	Southeastern Illinois	0	0	0	0	0	136	0	0	0	0
522	Southwestern Illinois	0	24	0	0	0	272	6	0	0	0
534	Spoon River	0	0	0	0	0	0	0	0	0	0
504	Triton	0	0	0	0	34	81	0	0	142	43
516	Waubonsee	0	0	0	0	0	0	0	0	0	0
	TOTALS	27	301	20	680	569	6,436	135	17	828	189

*All Other Column includes CIP codes with less than 10 course section enrollments.

SOURCE OF DATA: ICCB Centralized Data System--Course Section Enrollment (SU/SR) Data



Illinois Community College Board
Table B-5
ANNUAL DUPLICATED COURSE SECTION ENROLLMENT IN CAREER AND TECHNICAL EDUCATION
BY INSTRUCTIONAL PROGRAM AND BY COLLEGE
FISCAL YEAR 2021

Dist. No.	District/College	Fire Science/Fire-fighting. 430203	Fire Systems Technology. 430204	Homeland Security. 430301	Terrorism and Counterterrorism Operations. 430304	Forensic Science and Technology. Homeland Security, Law Enforcement, Firefighting and Related Protective Services, Other. 430406 439999	Human Services, General. 440000	Social Work. 440701	Public Administration and Social Service Professions, Other. 449999	Geography. 450701
503	Black Hawk	0	0	0	0	12	0	0	0	0
518	Carl Sandburg	0	0	0	0	0	0	0	0	0
508	City Colleges of Chicago	(95)	(0)	(9)	(0)	(0)	(0)	(202)	(0)	(0)
	Harold Washington	0	0	0	0	0	0	47	0	0
	Harry S Truman	0	0	0	0	0	0	0	0	0
	Kennedy-King	0	0	9	0	0	0	119	0	0
	Malcolm X	95	0	0	0	0	0	0	0	0
	Olive-Harvey	0	0	0	0	0	0	0	0	0
	Richard J. Daley	0	0	0	0	0	0	0	0	0
	Wilbur Wright	0	0	0	0	0	0	36	0	0
502	College of DuPage	139	0	116	0	0	20	157	19	61
532	College of Lake County	0	0	5	0	0	0	24	4	0
507	Danville Area	0	0	0	0	0	0	0	0	0
509	Elgin	97	0	11	24	0	0	13	44	0
512	Harper	194	0	147	0	153	6	0	4	0
540	Heartland	0	0	0	0	0	0	0	0	0
519	Highland	0	0	0	0	0	0	0	0	0
514	Illinois Central	51	0	0	0	0	0	0	0	0
529	Illinois Eastern	(0)	(0)	(0)	(0)	(0)	(0)	(0)	(0)	(0)
	Frontier	0	0	0	0	0	0	0	0	0
	Lincoln Trail	0	0	0	0	0	0	0	0	0
	Olney Central	0	0	0	0	0	0	0	0	0
	Wabash Valley	0	0	0	0	0	0	0	0	0
513	Illinois Valley	0	0	0	0	21	0	0	0	0
530	John A. Logan	0	0	0	0	0	0	0	0	0
539	John Wood	14	0	7	0	0	0	0	0	0
525	Joliet Junior	42	23	0	0	0	0	0	0	0
520	Kankakee	0	0	0	0	0	0	0	0	0
501	Kaskaskia	0	0	0	0	42	0	0	0	0
523	Kishwaukee	0	0	0	0	0	1	0	0	0
517	Lake Land	0	0	0	0	0	0	133	60	0
536	Lewis and Clark	53	0	0	0	17	0	0	0	0
526	Lincoln Land	0	0	19	0	0	0	0	0	11
528	McHenry County	0	0	0	0	0	0	0	0	0
524	Moraine Valley	5	0	28	0	0	0	48	0	0
527	Morton	0	0	0	0	0	0	0	0	0
535	Oakton	61	0	0	0	0	0	12	0	0
505	Parkland	0	0	0	0	0	0	0	0	0
515	Prairie State	0	0	0	0	0	0	0	0	0
521	Rend Lake	0	0	0	0	0	0	0	0	0
537	Richland	0	0	0	0	0	0	0	0	0
511	Rock Valley	32	0	0	0	0	0	0	0	0
506	Sauk Valley	0	0	0	0	0	0	0	0	0
531	Shawnee	0	0	0	0	0	0	8	0	0
510	South Suburban	0	0	0	0	0	0	0	0	0
533	Southeastern Illinois	0	0	0	0	0	0	0	0	0
522	Southwestern Illinois	34	0	21	0	0	0	0	0	0
534	Spoon River	0	0	0	0	0	0	0	0	0
504	Triton	196	0	38	0	0	0	0	0	0
516	Waubonsee	0	0	0	0	0	0	58	18	0
	TOTALS	1,013	23	401	24	233	26	655	149	72

*All Other Column includes CIP codes with less than 10 course section enrollments.

SOURCE OF DATA: ICCB Centralized Data System--Course Section Enrollment (SU/SR) Data



Illinois Community College Board
Table B-5
ANNUAL DUPLICATED COURSE SECTION ENROLLMENT IN CAREER AND TECHNICAL EDUCATION
BY INSTRUCTIONAL PROGRAM AND BY COLLEGE
FISCAL YEAR 2021

Dist. No.	District/College	Sociology, General. 451101	Construction Trades, General. 460000	Carpentry/Carpenter. 460201	Electrician. 460302	Lineworker. 460303	Building/Property Maintenance. 460401	Building/Home/Construction Inspection/Inspector. 460403	Building Construction Technology/Technician. 460415	Building/Construction Finishing, Management, and Inspection, Other. 460499	Plumbing Technology/Plumber. 460503
503	Black Hawk	0	0	0	0	0	0	0	0	0	0
518	Carl Sandburg	0	0	0	0	0	0	0	0	0	0
508	City Colleges of Chicago	(0)	(117)	(0)	(0)	(58)	(0)	(0)	(0)	(12)	(0)
	Harold Washington	0	0	0	0	0	0	0	0	0	0
	Harry S Truman	0	0	0	0	0	0	0	0	0	0
	Kennedy-King	0	117	0	0	58	0	0	0	12	0
	Malcolm X	0	0	0	0	0	0	0	0	0	0
	Olive-Harvey	0	0	0	0	0	0	0	0	0	0
	Richard J. Daley	0	0	0	0	0	0	0	0	0	0
	Wilbur Wright	0	0	0	0	0	0	0	0	0	0
502	College of DuPage	0	0	14	0	0	0	0	0	0	0
532	College of Lake County	0	0	0	0	0	0	0	0	0	0
507	Danville Area	0	0	0	0	0	0	0	0	0	0
509	Elgin	0	0	0	0	0	0	0	0	0	0
512	Harper	0	0	0	0	0	0	0	0	0	0
540	Heartland	0	0	0	0	0	0	6	17	0	0
519	Highland	0	0	0	0	0	0	0	0	0	0
514	Illinois Central	0	0	0	0	0	0	0	0	0	0
529	Illinois Eastern	(0)	(0)	(0)	(0)	(0)	(0)	(0)	(0)	(0)	(0)
	Frontier	0	0	0	0	0	0	0	0	0	0
	Lincoln Trail	0	0	0	0	0	0	0	0	0	0
	Olney Central	0	0	0	0	0	0	0	0	0	0
	Wabash Valley	0	0	0	0	0	0	0	0	0	0
513	Illinois Valley	0	0	0	0	0	0	0	0	0	0
530	John A. Logan	0	0	16	0	0	0	0	0	0	0
539	John Wood	0	0	0	0	0	0	0	0	0	0
525	Joliet Junior	0	0	0	0	0	0	7	0	0	0
520	Kankakee	0	0	0	0	0	0	0	0	0	0
501	Kaskaskia	0	0	0	8	0	0	0	0	0	0
523	Kishwaukee	0	0	0	9	0	0	0	0	0	0
517	Lake Land	25	0	0	0	0	0	11	0	0	0
536	Lewis and Clark	0	0	0	0	0	0	0	0	0	0
526	Lincoln Land	0	0	10	0	0	0	0	0	0	0
528	McHenry County	0	24	0	0	0	0	0	17	0	0
524	Moraine Valley	0	0	0	0	0	0	0	0	0	0
527	Morton	0	0	0	0	0	0	0	0	0	0
535	Oakton	0	0	0	0	0	17	0	0	0	0
505	Parkland	17	0	0	0	0	0	0	0	0	0
515	Prairie State	0	0	0	8	0	0	0	0	0	0
521	Rend Lake	0	0	0	0	0	0	0	0	0	0
537	Richland	0	0	0	0	0	0	0	0	0	0
511	Rock Valley	0	0	0	0	0	0	0	0	0	0
506	Sauk Valley	0	0	0	25	0	0	0	0	0	0
531	Shawnee	0	5	0	0	0	0	0	0	0	0
510	South Suburban	0	0	0	0	0	0	0	0	0	0
533	Southeastern Illinois	0	0	0	0	0	0	0	0	0	0
522	Southwestern Illinois	0	12	41	7	0	0	20	0	0	0
534	Spoon River	0	0	0	0	0	0	0	0	0	0
504	Triton	0	75	73	0	0	0	19	0	0	105
516	Waubonsee	0	0	0	0	0	0	0	0	0	0
	TOTALS	42	233	154	57	58	17	63	34	12	105

*All Other Column includes CIP codes with less than 10 course section enrollments.

SOURCE OF DATA: ICCB Centralized Data System--Course Section Enrollment (SU/SR) Data



Illinois Community College Board
Table B-5
ANNUAL DUPLICATED COURSE SECTION ENROLLMENT IN CAREER AND TECHNICAL EDUCATION
BY INSTRUCTIONAL PROGRAM AND BY COLLEGE
FISCAL YEAR 2021

Dist. No.	District/College	Construction Trades, Other. 469999	Electrical/Electronics Equipment Installation and Repair Technology/Technician, General. 470101	Communications Systems Installation and Repair Technology/Technician. 470103	Computer Installation and Repair Technology/Technician. 470104	Industrial Electronics Technology/Technician. 470105	Electrical/Electronics Maintenance and Repair Technologies/Technicians, Other. 470199	Heating, Air Conditioning, Ventilation and Refrigeration Maintenance 470201	Industrial Mechanics and Maintenance Technology/Technician. 470303	Autobody/Collision and Repair Technology/Technician. 470603	Automobile/Automotive Mechanics Technology/Technician. 470604
503	Black Hawk	0	0	0	0	0	0	0	0	0	15
518	Carl Sandburg	0	0	0	1	0	0	0	0	0	0
508	City Colleges of Chicago	(0)	(0)	(0)	(0)	(0)	(0)	(79)	(0)	(36)	(62)
	Harold Washington	0	0	0	0	0	0	0	0	0	0
	Harry S Truman	0	0	0	0	0	0	0	0	0	20
	Kennedy-King	0	0	0	0	0	0	79	0	36	42
	Malcolm X	0	0	0	0	0	0	0	0	0	0
	Olive-Harvey	0	0	0	0	0	0	0	0	0	0
	Richard J. Daley	0	0	0	0	0	0	0	0	0	0
	Wilbur Wright	0	0	0	0	0	0	0	0	0	0
502	College of DuPage	0	0	7	115	0	0	0	0	0	8
532	College of Lake County	0	0	0	0	0	0	0	0	0	0
507	Danville Area	0	0	0	0	0	0	0	0	0	0
509	Elgin	0	0	0	20	0	0	36	0	0	0
512	Harper	0	28	13	0	0	0	26	0	0	0
540	Heartland	0	0	0	25	0	0	0	0	0	0
519	Highland	0	0	0	0	0	0	0	0	1	0
514	Illinois Central	0	0	0	0	0	0	22	0	0	243
529	Illinois Eastern	(0)	(0)	(0)	(0)	(0)	(0)	(15)	(0)	(0)	(0)
	Frontier	0	0	0	0	0	0	0	0	0	0
	Lincoln Trail	0	0	0	0	0	0	0	0	0	0
	Olney Central	0	0	0	0	0	0	15	0	0	0
	Wabash Valley	0	0	0	0	0	0	0	0	0	0
513	Illinois Valley	0	0	0	0	0	0	0	0	0	0
530	John A. Logan	0	0	0	29	0	0	0	0	0	11
539	John Wood	0	0	0	0	0	0	0	0	0	0
525	Joliet Junior	0	0	0	0	0	0	0	0	0	0
520	Kankakee	0	0	0	0	10	0	0	0	0	0
501	Kaskaskia	0	0	0	10	0	0	9	0	0	0
523	Kishwaukee	0	0	0	0	0	0	0	0	0	6
517	Lake Land	0	0	0	0	2	0	0	0	0	16
536	Lewis and Clark	0	0	0	29	0	0	0	0	0	4
526	Lincoln Land	0	0	0	0	0	0	0	0	0	0
528	McHenry County	19	0	0	0	0	0	0	0	0	21
524	Moraine Valley	0	0	0	0	59	0	158	24	0	0
527	Morton	0	0	0	0	0	0	0	0	0	0
535	Oakton	0	0	0	2	0	0	35	0	0	0
505	Parkland	0	0	0	0	0	0	0	0	0	0
515	Prairie State	0	0	0	0	0	10	10	15	0	0
521	Rend Lake	0	0	0	0	0	0	0	0	0	0
537	Richland	0	0	0	0	0	0	0	0	0	0
511	Rock Valley	0	0	0	12	0	0	0	0	0	0
506	Sauk Valley	0	0	8	0	0	0	17	0	0	0
531	Shawnee	0	0	0	0	0	0	0	0	0	0
510	South Suburban	0	0	0	0	0	0	0	0	0	0
533	Southeastern Illinois	0	0	0	1	0	0	0	0	0	0
522	Southwestern Illinois	4	0	0	0	0	0	10	0	0	0
534	Spoon River	0	0	0	20	0	0	0	0	0	0
504	Triton	0	0	0	97	44	0	132	0	0	585
516	Waubonsee	0	0	0	0	0	0	26	0	0	0
	TOTALS	23	28	28	361	115	10	575	39	37	971

*All Other Column includes CIP codes with less than 10 course section enrollments.

SOURCE OF DATA: ICCB Centralized Data System--Course Section Enrollment (SU/SR) Data



Illinois Community College Board
Table B-5
ANNUAL DUPLICATED COURSE SECTION ENROLLMENT IN CAREER AND TECHNICAL EDUCATION
BY INSTRUCTIONAL PROGRAM AND BY COLLEGE
FISCAL YEAR 2021

Dist. No.	District/College	Diesel Mechanics Technology/Technician. 470605	Medium/Heavy Vehicle and Truck Technology/Technician. 470613	Mechanic and Repair Technologies/Technicians, Other. 479999	Machine Tool Technology/Machinist. 480501	Machine Shop Technology/Assistant. 480503	Sheet Metal Technology/Sheetworking. 480506	Welding Technology/Welder. Computer 480508	Numerically Controlled (CNC) Machinist Technology/CNC 480510	Precision Metal Working, Other. 480599
503	Black Hawk	0	0	16	0	0	0	60	0	0
518	Carl Sandburg	0	0	0	0	0	0	20	0	0
508	City Colleges of Chicago	(15)	(0)	(0)	(31)	(47)	(0)	(16)	(6)	(25)
	Harold Washington	0	0	0	0	0	0	0	0	0
	Harry S Truman	0	0	0	0	0	0	0	0	0
	Kennedy-King	0	0	0	0	0	0	7	0	0
	Malcolm X	0	0	0	0	0	0	0	0	0
	Olive-Harvey	15	0	0	0	0	0	0	0	0
	Richard J. Daley	0	0	0	27	0	0	9	0	0
	Wilbur Wright	0	0	0	4	47	0	0	6	25
502	College of DuPage	0	0	32	0	0	0	4	0	0
532	College of Lake County	0	0	0	0	0	0	0	0	0
507	Danville Area	0	0	0	0	0	0	0	0	0
509	Elgin	0	0	59	0	16	0	21	0	0
512	Harper	0	0	0	22	131	0	10	0	0
540	Heartland	0	0	0	0	0	0	0	0	0
519	Highland	0	0	0	0	0	0	0	0	0
514	Illinois Central	195	0	0	0	18	0	47	0	0
529	Illinois Eastern	(0)	(0)	(0)	(0)	(0)	(0)	(0)	(0)	(0)
	Frontier	0	0	0	0	0	0	0	0	0
	Lincoln Trail	0	0	0	0	0	0	0	0	0
	Olney Central	0	0	0	0	0	0	0	0	0
	Wabash Valley	0	0	0	0	0	0	0	0	0
513	Illinois Valley	0	0	0	0	0	0	0	0	0
530	John A. Logan	0	0	0	0	0	0	0	0	0
539	John Wood	0	0	0	0	0	0	18	0	0
525	Joliet Junior	0	0	0	0	0	0	0	0	0
520	Kankakee	0	0	0	0	0	0	0	0	0
501	Kaskaskia	0	0	0	0	0	0	0	0	0
523	Kishwaukee	0	0	0	0	0	0	10	0	0
517	Lake Land	0	0	12	0	0	0	0	0	0
536	Lewis and Clark	0	0	0	0	0	0	51	0	0
526	Lincoln Land	0	0	0	0	0	0	0	0	0
528	McHenry County	0	0	0	0	8	0	0	8	0
524	Moraine Valley	0	0	0	0	0	0	0	0	0
527	Morton	0	0	0	0	0	0	24	0	0
535	Oakton	0	0	0	0	12	0	0	0	0
505	Parkland	0	0	0	0	0	0	0	0	0
515	Prairie State	0	0	7	0	0	0	0	0	0
521	Rend Lake	0	0	0	0	0	0	11	0	0
537	Richland	0	0	0	0	0	0	0	0	0
511	Rock Valley	0	0	0	0	0	0	0	0	0
506	Sauk Valley	0	0	0	0	0	10	0	0	0
531	Shawnee	0	0	0	0	0	0	0	0	0
510	South Suburban	0	0	0	0	0	0	0	0	0
533	Southeastern Illinois	0	0	0	0	0	0	0	0	0
522	Southwestern Illinois	0	0	5	30	5	0	0	0	0
534	Spoon River	0	0	0	0	0	0	0	0	0
504	Triton	0	22	38	0	0	3	8	0	0
516	Waubensee	0	0	21	0	0	0	0	0	0
	TOTALS	210	22	190	83	237	13	300	14	25

*All Other Column includes CIP codes with less than 10 course section enrollments.

SOURCE OF DATA: ICCB Centralized Data System--Course Section Enrollment (SU/SR) Data



Illinois Community College Board
Table B-5
ANNUAL DUPLICATED COURSE SECTION ENROLLMENT IN CAREER AND TECHNICAL EDUCATION
BY INSTRUCTIONAL PROGRAM AND BY COLLEGE
FISCAL YEAR 2021

Dist. No.	District/College	Airline/Commercial/ Professional Pilot and Flight Crew. 490102	Air Transportation, Other. 490199	Construction/Heavy Equipment/Earthmoving Equipment Operation. 490202	Truck and Bus Driver/Commercial Vehicle Operator and Instructor. 490205	Design and Visual Communications, General. 500401	Commercial Photography. 500406	Fashion/Apparel Design. 500407	Interior Design. 500408	Graphic Design. 500409
503	Black Hawk	0	0	0	0	0	0	0	0	0
518	Carl Sandburg	0	0	0	0	0	0	0	0	0
508	City Colleges of Chicago	(0)	(0)	(35)	(92)	(173)	(0)	(0)	(0)	(0)
	Harold Washington	0	0	0	0	133	0	0	0	0
	Harry S Truman	0	0	0	0	0	0	0	0	0
	Kennedy-King	0	0	0	0	0	0	0	0	0
	Malcolm X	0	0	0	0	0	0	0	0	0
	Olive-Harvey	0	0	35	92	0	0	0	0	0
	Richard J. Daley	0	0	0	0	0	0	0	0	0
	Wilbur Wright	0	0	0	0	40	0	0	0	0
502	College of DuPage	0	0	0	0	31	103	0	43	0
532	College of Lake County	0	0	0	0	0	0	0	0	0
507	Danville Area	0	0	0	0	6	0	0	0	0
509	Elgin	0	0	0	0	31	0	0	0	0
512	Harper	0	17	0	0	30	185	28	164	0
540	Heartland	0	0	0	0	0	0	0	0	0
519	Highland	0	0	0	0	0	0	0	0	0
514	Illinois Central	0	0	0	0	0	0	0	0	0
529	Illinois Eastern	(0)	(0)	(0)	(0)	(0)	(0)	(0)	(0)	(0)
	Frontier	0	0	0	0	0	0	0	0	0
	Lincoln Trail	0	0	0	0	0	0	0	0	0
	Olney Central	0	0	0	0	0	0	0	0	0
	Wabash Valley	0	0	0	0	0	0	0	0	0
513	Illinois Valley	0	0	0	0	0	0	0	0	0
530	John A. Logan	0	0	0	0	0	0	0	0	0
539	John Wood	0	0	0	4	0	0	0	0	0
525	Joliet Junior	0	0	0	0	0	0	0	39	56
520	Kankakee	0	0	0	0	0	0	0	0	0
501	Kaskaskia	0	0	0	0	0	0	0	0	0
523	Kishwaukee	0	0	0	0	0	0	0	0	0
517	Lake Land	0	0	0	0	25	0	0	0	0
536	Lewis and Clark	0	0	0	0	0	0	0	0	0
526	Lincoln Land	0	0	0	0	0	16	0	0	105
528	McHenry County	0	0	0	0	0	0	0	0	54
524	Moraine Valley	0	0	0	0	107	0	0	0	8
527	Morton	0	0	0	0	0	0	0	0	0
535	Oakton	0	0	0	0	7	9	0	0	4
505	Parkland	0	0	0	0	59	67	0	0	0
515	Prairie State	0	0	0	0	0	0	0	0	0
521	Rend Lake	0	0	0	0	28	0	0	0	12
537	Richland	0	0	0	0	25	4	0	0	0
511	Rock Valley	0	0	0	0	0	20	0	0	0
506	Sauk Valley	0	0	0	0	2	0	0	0	0
531	Shawnee	0	0	0	0	0	0	0	0	0
510	South Suburban	0	0	0	0	0	0	0	0	0
533	Southeastern Illinois	0	0	0	0	0	0	0	0	0
522	Southwestern Illinois	32	0	0	0	0	0	0	0	0
534	Spoon River	0	0	0	0	0	0	0	0	0
504	Triton	0	0	0	0	164	72	0	0	0
516	Waubensee	0	0	0	0	0	10	0	0	0
	TOTALS	32	17	35	96	688	486	28	246	239

*All Other Column includes CIP codes with less than 10 course section enrollments.

SOURCE OF DATA: ICCB Centralized Data System--Course Section Enrollment (SU/SR) Data



Illinois Community College Board
Table B-5
ANNUAL DUPLICATED COURSE SECTION ENROLLMENT IN CAREER AND TECHNICAL EDUCATION
BY INSTRUCTIONAL PROGRAM AND BY COLLEGE
FISCAL YEAR 2021

Dist. No.	District/College	Cinematography and Film/Video Production. 500602	Music, General. 500901	Music Theory and Composition. 500904	Music Technology. 500913	Visual and Performing Arts, Other. 509999	Health Services/Allied Health/Health Sciences, General. 510000	Audiology/Audiologist 510202	Speech-Language Pathology/Pathologist 510203	Dental Assisting/Assistant. 510601
503	Black Hawk	0	0	0	0	0	0	0	0	0
518	Carl Sandburg	0	0	0	0	0	129	0	0	0
508	City Colleges of Chicago	(0)	(58)	(0)	(0)	(10)	(463)	(0)	(0)	(0)
	Harold Washington	0	58	0	0	10	0	0	0	0
	Harry S Truman	0	0	0	0	0	0	0	0	0
	Kennedy-King	0	0	0	0	0	0	0	0	0
	Malcolm X	0	0	0	0	0	463	0	0	0
	Olive-Harvey	0	0	0	0	0	0	0	0	0
	Richard J. Daley	0	0	0	0	0	0	0	0	0
	Wilbur Wright	0	0	0	0	0	0	0	0	0
502	College of DuPage	0	0	0	0	0	0	14	77	0
532	College of Lake County	0	0	0	0	0	0	0	0	0
507	Danville Area	0	0	0	0	0	0	0	0	0
509	Elgin	0	0	12	0	6	0	0	0	0
512	Harper	0	0	0	0	0	0	0	0	29
540	Heartland	0	0	0	0	0	0	0	0	0
519	Highland	0	0	0	0	0	0	0	0	0
514	Illinois Central	0	0	0	0	0	0	0	0	23
529	Illinois Eastern	(0)	(0)	(0)	(0)	(0)	(0)	(0)	(0)	(0)
	Frontier	0	0	0	0	0	0	0	0	0
	Lincoln Trail	0	0	0	0	0	0	0	0	0
	Olney Central	0	0	0	0	0	0	0	0	0
	Wabash Valley	0	0	0	0	0	0	0	0	0
513	Illinois Valley	0	0	0	0	0	0	0	0	29
530	John A. Logan	0	0	0	0	0	0	0	0	0
539	John Wood	0	0	0	0	0	0	0	0	0
525	Joliet Junior	0	0	0	0	5	0	0	0	0
520	Kankakee	0	0	0	0	0	0	0	0	0
501	Kaskaskia	0	0	0	0	0	0	0	0	23
523	Kishwaukee	0	0	0	0	0	0	0	0	0
517	Lake Land	0	0	0	0	2	2	0	0	72
536	Lewis and Clark	0	0	0	0	0	0	0	0	44
526	Lincoln Land	0	0	0	25	0	0	0	0	0
528	McHenry County	0	0	0	0	0	0	0	0	0
524	Moraine Valley	0	0	0	0	0	548	0	0	0
527	Morton	0	0	0	0	0	0	0	0	0
535	Oakton	0	0	0	0	3	0	0	0	0
505	Parkland	0	0	0	0	0	0	0	0	227
515	Prairie State	0	0	5	0	0	0	0	0	73
521	Rend Lake	0	0	0	0	0	123	0	0	0
537	Richland	0	0	0	0	0	0	0	0	0
511	Rock Valley	0	0	0	0	0	0	0	0	0
506	Sauk Valley	0	0	0	0	0	0	0	0	0
531	Shawnee	0	0	0	0	0	0	0	0	0
510	South Suburban	0	0	0	0	0	28	0	0	0
533	Southeastern Illinois	0	0	0	0	0	0	0	0	0
522	Southwestern Illinois	0	0	0	0	0	0	0	0	0
534	Spoon River	0	0	0	0	0	0	0	0	0
504	Triton	19	0	0	0	0	258	0	0	0
516	Waubensee	0	0	0	0	0	0	0	0	0
	TOTALS	19	58	17	25	26	1,551	14	77	520

*All Other Column includes CIP codes with less than 10 course section enrollments.

SOURCE OF DATA: ICCB Centralized Data System--Course Section Enrollment (SU/SR) Data



Illinois Community College Board
Table B-5
ANNUAL DUPLICATED COURSE SECTION ENROLLMENT IN CAREER AND TECHNICAL EDUCATION
BY INSTRUCTIONAL PROGRAM AND BY COLLEGE
FISCAL YEAR 2021

Dist. No.	District/College	Dental Hygiene/Hygienist. 510602	Hospital and Health Care Facilities Administration/Management. 510702	Medical Office Management/Administration. 510705	Health Information/Medical Records Administration/Administrator. 510706	Health Information/Medical Records Technology/Technician. 510707	Medical Transcription/Transcriptionist 510708	Medical Office Assistant/Specialist. 510710	Medical Insurance Coding Specialist/Coder. 510713	Medical Insurance Specialist/Medical Billor. 510714
503	Black Hawk	0	0	0	0	212	0	21	0	0
518	Carl Sandburg	153	0	0	0	14	0	0	0	1
508	City Colleges of Chicago	(339)	(23)	(0)	(355)	(0)	(0)	(1,777)	(34)	(18)
	Harold Washington	0	0	0	0	0	0	615	0	0
	Harry S Truman	0	0	0	0	0	0	85	0	0
	Kennedy-King	0	0	0	0	0	0	88	0	0
	Malcolm X	339	0	0	355	0	0	566	34	18
	Olive-Harvey	0	0	0	0	0	0	99	0	0
	Richard J. Daley	0	0	0	0	0	0	108	0	0
	Wilbur Wright	0	23	0	0	0	0	216	0	0
502	College of DuPage	463	93	0	0	12	0	554	0	9
532	College of Lake County	66	7	16	0	94	0	285	0	0
507	Danville Area	0	0	0	0	121	0	70	0	36
509	Elgin	0	0	0	0	205	0	0	0	0
512	Harper	254	0	93	67	137	0	510	52	73
540	Heartland	0	0	0	0	0	0	307	0	0
519	Highland	0	0	0	0	132	0	0	0	0
514	Illinois Central	92	0	0	0	0	35	481	13	0
529	Illinois Eastern	(0)	(0)	(7)	(0)	(61)	(0)	(135)	(88)	(0)
	Frontier	0	0	0	0	0	0	2	0	0
	Lincoln Trail	0	0	7	0	28	0	21	39	0
	Olney Central	0	0	0	0	33	0	112	49	0
	Wabash Valley	0	0	0	0	0	0	0	0	0
513	Illinois Valley	0	0	0	0	0	0	148	0	0
530	John A. Logan	0	0	0	0	0	104	10	10	0
539	John Wood	0	0	0	0	0	0	138	0	0
525	Joliet Junior	0	0	0	0	49	0	0	0	0
520	Kankakee	0	0	0	0	97	0	0	76	0
501	Kaskaskia	0	0	0	0	55	0	148	32	33
523	Kishwaukee	0	0	0	0	0	0	90	5	0
517	Lake Land	47	0	24	24	286	27	120	12	0
536	Lewis and Clark	99	22	0	0	0	0	27	32	0
526	Lincoln Land	0	0	0	0	21	0	317	0	0
528	McHenry County	0	0	0	23	181	0	0	21	0
524	Moraine Valley	0	0	0	0	184	0	0	0	17
527	Morton	0	0	0	0	0	0	0	0	0
535	Oakton	0	0	0	12	104	0	271	86	11
505	Parkland	48	0	0	0	0	0	193	0	0
515	Prairie State	67	0	0	0	0	0	0	0	0
521	Rend Lake	0	0	0	0	67	0	0	13	0
537	Richland	0	0	0	150	167	44	0	0	0
511	Rock Valley	243	0	0	0	309	0	0	0	0
506	Sauk Valley	0	0	0	0	0	0	50	0	0
531	Shawnee	0	0	0	0	33	0	73	0	0
510	South Suburban	0	0	0	0	38	0	168	57	0
533	Southeastern Illinois	0	0	0	0	102	0	0	0	0
522	Southwestern Illinois	0	0	0	0	95	0	375	31	0
534	Spoon River	0	0	0	0	99	0	20	0	0
504	Triton	0	0	0	0	0	0	369	13	0
516	Waubensee	0	0	54	142	24	0	224	90	0
	TOTALS	1,871	145	194	773	2,899	210	6,881	665	198

*All Other Column includes CIP codes with less than 10 course section enrollments.

SOURCE OF DATA: ICCB Centralized Data System--Course Section Enrollment (SU/SR) Data



Illinois Community College Board
Table B-5
ANNUAL DUPLICATED COURSE SECTION ENROLLMENT IN CAREER AND TECHNICAL EDUCATION
BY INSTRUCTIONAL PROGRAM AND BY COLLEGE
FISCAL YEAR 2021

Dist. No.	District/College	Long Term Care Administration/Management. 510718	Medical/Clinical Assistant. 510801	Occupational Therapist Assistant. 510803	Pharmacy Technician/Assistant. 510805	Physical Therapy Assistant. 510806	Anesthesiologist Assistant. 510809	Emergency Care Attendant (EMT Ambulance). 510810	Electrocardiographic Technologist. 510903	Emergency Medical Technician/Technician (EMT Paramedic). 510904
503	Black Hawk	0	54	0	23	0	0	0	0	0
518	Carl Sandburg	0	0	0	0	0	0	0	0	0
508	City Colleges of Chicago	(0)	(371)	(145)	(268)	(198)	(0)	(0)	(0)	(46)
	Harold Washington	0	0	0	0	0	0	0	0	0
	Harry S Truman	0	0	0	0	0	0	0	0	0
	Kennedy-King	0	0	0	0	0	0	0	0	0
	Malcolm X	0	371	0	268	198	0	0	0	46
	Olive-Harvey	0	0	0	0	0	0	0	0	0
	Richard J. Daley	0	0	0	0	0	0	0	0	0
	Wilbur Wright	0	0	145	0	0	0	0	0	0
502	College of DuPage	43	55	0	0	53	110	0	0	0
532	College of Lake County	0	0	0	0	0	0	0	0	0
507	Danville Area	0	5	0	0	0	0	0	0	0
509	Elgin	0	0	0	0	19	0	42	0	0
512	Harper	0	12	0	0	147	0	0	0	24
540	Heartland	0	8	0	7	57	0	0	0	0
519	Highland	0	0	0	0	0	0	0	0	0
514	Illinois Central	0	3	25	23	59	0	0	0	33
529	Illinois Eastern	(0)	(10)	(0)	(0)	(0)	(0)	(0)	(0)	(0)
	Frontier	0	0	0	0	0	0	0	0	0
	Lincoln Trail	0	8	0	0	0	0	0	0	0
	Olney Central	0	2	0	0	0	0	0	0	0
	Wabash Valley	0	0	0	0	0	0	0	0	0
513	Illinois Valley	0	0	0	0	0	0	0	0	0
530	John A. Logan	0	16	20	0	0	0	0	0	8
539	John Wood	0	45	0	0	0	0	0	0	0
525	Joliet Junior	0	0	0	0	0	0	0	0	0
520	Kankakee	0	0	0	0	57	0	0	0	0
501	Kaskaskia	0	0	0	0	33	0	0	0	0
523	Kishwaukee	0	0	0	0	0	0	0	0	12
517	Lake Land	0	165	0	0	38	0	0	0	85
536	Lewis and Clark	0	41	83	0	0	0	0	0	0
526	Lincoln Land	0	0	26	0	0	0	0	98	0
528	McHenry County	0	0	37	0	28	0	0	0	0
524	Moraine Valley	0	50	0	0	0	0	0	0	0
527	Morton	0	0	0	0	36	0	0	0	0
535	Oakton	0	8	0	50	143	0	0	0	33
505	Parkland	0	78	0	0	0	0	0	0	0
515	Prairie State	0	0	0	0	0	0	0	0	0
521	Rend Lake	0	66	0	0	0	0	0	0	0
537	Richland	0	4	0	0	0	0	0	0	0
511	Rock Valley	0	0	0	0	0	0	0	0	0
506	Sauk Valley	0	0	0	0	0	0	0	0	0
531	Shawnee	0	0	11	0	0	0	0	0	0
510	South Suburban	0	36	31	0	0	0	0	0	21
533	Southeastern Illinois	0	0	0	0	0	0	0	0	0
522	Southwestern Illinois	0	12	0	0	50	0	0	0	0
534	Spoon River	0	43	0	21	0	0	0	0	0
504	Triton	0	219	0	11	0	0	0	0	120
516	Waubensee	0	25	0	0	0	0	0	0	59
	TOTALS	43	1,326	378	403	918	110	42	98	441

*All Other Column includes CIP codes with less than 10 course section enrollments.

SOURCE OF DATA: ICCB Centralized Data System--Course Section Enrollment (SU/SR) Data



Illinois Community College Board
Table B-5
ANNUAL DUPLICATED COURSE SECTION ENROLLMENT IN CAREER AND TECHNICAL EDUCATION
BY INSTRUCTIONAL PROGRAM AND BY COLLEGE
FISCAL YEAR 2021

Dist. No.	District/College	Nuclear Medical Technology/Technologist. 510905	Medical Radiologic Technology/Science - Radiation Therapist. 510907	Respiratory Care Therapy/Therapist. 510908	Surgical Technology/Technologist. 510909	Diagnostic Medical Sonography/Sonographer and Ultrasound Technician. 510910	Radiologic Technology/Science - Radiographer. 510911	Athletic Training/Trainer. 510913	Polysomnography. 510917	Mammography Technology/Technician. 510919
503	Black Hawk	0	0	0	11	0	0	0	0	0
518	Carl Sandburg	0	4	0	0	0	0	0	0	0
508	City Colleges of Chicago	(0)	(574)	(222)	(74)	(0)	(0)	(160)	(0)	(36)
	Harold Washington	0	0	0	0	0	0	0	0	0
	Harry S Truman	0	0	0	0	0	0	0	0	0
	Kennedy-King	0	0	0	0	0	0	0	0	0
	Malcolm X	0	574	222	74	0	0	160	0	36
	Olive-Harvey	0	0	0	0	0	0	0	0	0
	Richard J. Daley	0	0	0	0	0	0	0	0	0
	Wilbur Wright	0	0	0	0	0	0	0	0	0
502	College of DuPage	30	101	43	93	171	0	0	0	0
532	College of Lake County	0	36	0	8	0	0	0	0	0
507	Danville Area	0	0	0	0	7	0	0	0	0
509	Elgin	0	68	0	0	28	0	0	0	0
512	Harper	0	129	0	134	202	51	0	0	0
540	Heartland	0	78	0	0	0	0	0	0	0
519	Highland	0	0	0	0	0	0	0	0	0
514	Illinois Central	0	65	111	161	0	20	0	0	0
529	Illinois Eastern	(0)	(0)	(0)	(0)	(0)	(0)	(1)	(0)	(0)
	Frontier	0	0	0	0	0	0	0	0	0
	Lincoln Trail	0	0	0	0	0	0	0	0	0
	Olney Central	0	0	0	0	0	0	0	0	0
	Wabash Valley	0	0	0	0	0	0	1	0	0
513	Illinois Valley	0	0	15	0	0	0	0	0	0
530	John A. Logan	0	0	0	0	80	0	0	0	0
539	John Wood	0	0	0	0	0	0	0	0	0
525	Joliet Junior	0	0	0	0	20	0	0	0	0
520	Kankakee	0	69	68	0	0	0	0	0	0
501	Kaskaskia	0	71	26	0	67	0	0	0	0
523	Kishwaukee	0	49	0	0	0	0	0	0	0
517	Lake Land	0	0	0	0	0	0	0	0	0
536	Lewis and Clark	0	0	0	0	0	0	0	0	0
526	Lincoln Land	0	32	18	9	0	0	0	0	0
528	McHenry County	0	0	0	0	0	0	0	0	0
524	Moraine Valley	0	228	34	0	0	35	0	15	0
527	Morton	0	0	0	0	0	0	0	0	0
535	Oakton	0	0	0	0	0	0	0	0	0
505	Parkland	0	85	40	108	0	0	0	0	0
515	Prairie State	0	0	0	0	0	0	0	0	0
521	Rend Lake	0	175	0	0	0	0	0	0	0
537	Richland	0	69	0	0	0	0	0	0	0
511	Rock Valley	0	0	75	0	0	0	0	0	0
506	Sauk Valley	0	125	0	0	0	0	0	0	0
531	Shawnee	0	0	0	0	0	0	0	0	0
510	South Suburban	0	0	0	0	0	0	0	0	0
533	Southeastern Illinois	0	0	0	0	0	0	0	0	0
522	Southwestern Illinois	0	77	42	0	0	0	0	0	0
534	Spoon River	0	0	0	0	0	0	0	0	0
504	Triton	174	396	0	120	202	0	0	0	0
516	Waubensee	0	0	0	12	0	0	0	0	0
	TOTALS	204	2,431	694	730	777	106	161	15	36

*All Other Column includes CIP codes with less than 10 course section enrollments.

SOURCE OF DATA: ICCB Centralized Data System--Course Section Enrollment (SU/SR) Data



Illinois Community College Board
Table B-5
ANNUAL DUPLICATED COURSE SECTION ENROLLMENT IN CAREER AND TECHNICAL EDUCATION
BY INSTRUCTIONAL PROGRAM AND BY COLLEGE
FISCAL YEAR 2021

Dist. No.	District/College	Magnetic Resonance Imaging (MRI) Technology/Technician.	Clinical/Medical Laboratory Technician.	Sterile Processing Technology/Technician.	Substance Abuse/Addiction Counseling.	Psychiatric/Mental Health Services Technician.	Community Health Services/Liaison/Counseling.	Ophthalmic Technician/Technologist.	Community Health and Preventive Medicine.	Health Aide.
		510920	511004	511012	511501	511502	511504	511803	512208	512601
503	Black Hawk	0	0	0	0	0	0	0	0	0
518	Carl Sandburg	12	0	0	0	0	0	0	0	0
508	City Colleges of Chicago	(0)	(0)	(0)	(191)	(77)	(116)	(0)	(59)	(0)
	Harold Washington	0	0	0	0	0	0	0	0	0
	Harry S Truman	0	0	0	0	0	0	0	0	0
	Kennedy-King	0	0	0	89	6	0	0	0	0
	Malcolm X	0	0	0	0	45	101	0	59	0
	Olive-Harvey	0	0	0	0	0	0	0	0	0
	Richard J. Daley	0	0	0	0	26	15	0	0	0
	Wilbur Wright	0	0	0	102	0	0	0	0	0
502	College of DuPage	0	0	59	307	36	0	0	0	0
532	College of Lake County	0	0	0	16	0	0	0	0	0
507	Danville Area	0	0	0	0	0	0	0	0	0
509	Elgin	0	7	0	0	0	0	0	0	0
512	Harper	24	0	13	0	0	0	0	0	0
540	Heartland	0	0	0	0	0	0	0	0	0
519	Highland	0	0	0	0	0	0	0	0	0
514	Illinois Central	0	24	0	60	45	0	0	0	0
529	Illinois Eastern	(0)	(0)	(0)	(0)	(0)	(0)	(0)	(0)	(0)
	Frontier	0	0	0	0	0	0	0	0	0
	Lincoln Trail	0	0	0	0	0	0	0	0	0
	Olney Central	0	0	0	0	0	0	0	0	0
	Wabash Valley	0	0	0	0	0	0	0	0	0
513	Illinois Valley	0	0	0	0	0	0	0	0	0
530	John A. Logan	0	0	0	0	0	0	0	0	0
539	John Wood	0	0	0	0	0	0	0	0	0
525	Joliet Junior	0	0	0	0	0	0	0	0	0
520	Kankakee	0	0	0	0	0	0	0	0	0
501	Kaskaskia	0	0	0	0	0	0	0	0	0
523	Kishwaukee	0	0	0	0	0	0	0	0	0
517	Lake Land	0	0	0	0	0	0	0	25	0
536	Lewis and Clark	0	0	0	0	0	0	0	0	0
526	Lincoln Land	0	0	0	0	0	0	0	0	0
528	McHenry County	0	0	0	0	0	0	0	0	0
524	Moraine Valley	0	0	0	127	0	0	0	0	26
527	Morton	0	0	0	0	0	0	0	0	0
535	Oakton	0	17	0	37	0	0	0	38	0
505	Parkland	0	0	0	0	0	0	0	0	0
515	Prairie State	0	0	0	0	0	0	0	0	0
521	Rend Lake	0	0	0	0	0	0	0	0	0
537	Richland	0	0	0	0	0	0	0	0	0
511	Rock Valley	0	0	0	0	0	0	0	0	0
506	Sauk Valley	0	0	0	0	0	0	0	0	0
531	Shawnee	0	0	0	0	0	0	0	0	0
510	South Suburban	0	0	0	46	0	0	0	74	0
533	Southeastern Illinois	0	0	0	0	0	0	0	0	0
522	Southwestern Illinois	0	0	0	0	0	0	0	0	0
534	Spoon River	0	0	0	0	0	0	0	0	0
504	Triton	0	0	46	0	0	0	157	0	0
516	Waubensee	0	0	0	117	0	0	0	0	0
	TOTALS	36	48	118	901	158	116	157	196	26

*All Other Column includes CIP codes with less than 10 course section enrollments.
SOURCE OF DATA: ICCB Centralized Data System--Course Section Enrollment (SU/SR) Data



Illinois Community College Board
Table B-5
ANNUAL DUPLICATED COURSE SECTION ENROLLMENT IN CAREER AND TECHNICAL EDUCATION
BY INSTRUCTIONAL PROGRAM AND BY COLLEGE
FISCAL YEAR 2021

Dist. No.	District/College	Home Health Aide/Home Attendant. 512602	Rehabilitation Aide. 512604	Dietitian Assistant. 513104	Alternative and Complementary Medical Support Services, Other. 513499	Massage Therapy/Therapeutic Massage. 513501	Registered Nursing/Registered Nurse. 513801	Perioporative/Operating Room and Surgical Nurse/Nursing. 513812	Registered Nursing, Nursing Administration, Nursing Research and Clinical Nursing. 513899	Licensed Practical/Vocational Nurse Training. 513901
503	Black Hawk	0	0	0	0	0	48	0	0	0
518	Carl Sandburg	0	0	0	0	0	0	0	0	0
508	City Colleges of Chicago	(0)	(0)	(0)	(285)	(0)	(1,140)	(0)	(0)	(224)
	Harold Washington	0	0	0	0	0	0	0	0	0
	Harry S Truman	0	0	0	0	0	0	0	0	0
	Kennedy-King	0	0	0	0	0	0	0	0	0
	Malcolm X	0	0	0	0	0	1,140	0	0	224
	Olive-Harvey	0	0	0	285	0	0	0	0	0
	Richard J. Daley	0	0	0	0	0	0	0	0	0
	Wilbur Wright	0	0	0	0	0	0	0	0	0
502	College of DuPage	0	0	0	0	0	10	0	13	0
532	College of Lake County	0	0	130	0	0	0	0	0	0
507	Danville Area	0	0	0	0	0	0	0	0	0
509	Elgin	0	0	0	0	20	0	0	0	0
512	Harper	0	0	0	0	109	1,092	49	0	97
540	Heartland	0	0	0	0	0	179	0	0	0
519	Highland	0	0	0	0	0	0	0	0	0
514	Illinois Central	0	0	0	0	0	314	0	0	110
529	Illinois Eastern	(0)	(0)	(0)	(0)	(0)	(0)	(0)	(0)	(0)
	Frontier	0	0	0	0	0	0	0	0	0
	Lincoln Trail	0	0	0	0	0	0	0	0	0
	Olney Central	0	0	0	0	0	0	0	0	0
	Wabash Valley	0	0	0	0	0	0	0	0	0
513	Illinois Valley	0	0	0	0	0	0	0	0	16
530	John A. Logan	0	0	0	0	0	0	0	0	0
539	John Wood	0	0	0	0	0	20	0	0	106
525	Joliet Junior	0	0	0	0	0	281	0	0	0
520	Kankakee	0	0	0	0	0	107	0	0	10
501	Kaskaskia	0	0	0	0	0	35	0	0	48
523	Kishwaukee	0	0	0	0	22	98	0	0	0
517	Lake Land	0	0	0	0	81	251	73	0	172
536	Lewis and Clark	0	0	0	0	0	0	0	0	0
526	Lincoln Land	0	0	0	0	0	0	0	0	0
528	McHenry County	0	0	0	0	0	0	0	0	0
524	Moraine Valley	0	26	0	233	17	319	0	0	0
527	Morton	0	0	0	0	0	0	0	0	0
535	Oakton	15	0	0	612	0	202	0	0	0
505	Parkland	0	0	31	0	32	94	0	0	0
515	Prairie State	0	0	0	0	0	22	0	0	0
521	Rend Lake	0	0	0	0	0	149	0	0	39
537	Richland	0	0	0	0	0	50	0	0	0
511	Rock Valley	0	0	0	0	0	194	0	0	0
506	Sauk Valley	0	0	0	0	0	210	0	0	71
531	Shawnee	0	0	0	0	0	89	0	0	180
510	South Suburban	0	0	0	0	0	0	0	0	0
533	Southeastern Illinois	0	0	0	0	0	0	0	0	135
522	Southwestern Illinois	0	0	382	0	23	52	0	0	0
534	Spoon River	0	0	0	0	0	0	0	0	0
504	Triton	0	0	0	0	0	758	0	0	23
516	Waubensee	0	0	0	0	7	36	0	0	0
	TOTALS	15	26	543	1,130	311	5,750	122	13	1,231

*All Other Column includes CIP codes with less than 10 course section enrollments.

SOURCE OF DATA: ICCB Centralized Data System--Course Section Enrollment (SU/SR) Data



Illinois Community College Board
Table B-5
ANNUAL DUPLICATED COURSE SECTION ENROLLMENT IN CAREER AND TECHNICAL EDUCATION
BY INSTRUCTIONAL PROGRAM AND BY COLLEGE
FISCAL YEAR 2021

Dist. No.	District/College	Nursing Assistant/Aide and Patient Care Assistant/Aide. 513902	Health Professions and Related Clinical Sciences, Other. 519999	Business/Commerce, General. 520101	Business Administration and Management, General. 520201	Purchasing, Procurement/Acquisitions and Contracts Management. 520202	Logistics, Materials, and Supply Chain Management. 520203	Office Management and Supervision. 520204	Operations Management and Supervision. 520205	Non- Profit/Public/Organizational Management. 520206
503	Black Hawk	22	33	266	36	0	0	0	0	0
518	Carl Sandburg	0	0	0	0	0	0	12	1	0
508	City Colleges of Chicago	(192)	(461)	(0)	(369)	(0)	(0)	(74)	(0)	(0)
	Harold Washington	0	0	0	266	0	0	0	0	0
	Harry S Truman	0	0	0	7	0	0	0	0	0
	Kennedy-King	0	0	0	15	0	0	21	0	0
	Malcolm X	192	449	0	25	0	0	53	0	0
	Olive-Harvey	0	0	0	0	0	0	0	0	0
	Richard J. Daley	0	0	0	29	0	0	0	0	0
	Wilbur Wright	0	12	0	27	0	0	0	0	0
502	College of DuPage	193	35	44	392	0	0	0	0	0
532	College of Lake County	0	26	88	0	0	22	0	54	0
507	Danville Area	0	14	0	58	0	0	0	0	0
509	Elgin	0	0	20	168	0	0	0	0	0
512	Harper	0	29	90	126	109	116	8	61	0
540	Heartland	21	8	0	12	0	0	5	0	0
519	Highland	0	0	0	0	0	0	0	0	0
514	Illinois Central	217	192	0	0	0	32	19	4	0
529	Illinois Eastern	(0)	(16)	(14)	(10)	(0)	(0)	(0)	(0)	(11)
	Frontier	0	0	14	0	0	0	0	0	0
	Lincoln Trail	0	0	0	0	0	0	0	0	11
	Olney Central	0	16	0	5	0	0	0	0	0
	Wabash Valley	0	0	0	5	0	0	0	0	0
513	Illinois Valley	0	0	0	65	0	0	0	0	0
530	John A. Logan	0	0	20	18	0	0	0	0	0
539	John Wood	0	0	94	17	0	19	0	56	0
525	Joliet Junior	0	0	20	125	0	46	0	0	0
520	Kankakee	0	10	0	16	0	11	0	0	0
501	Kaskaskia	0	17	0	0	0	0	1	10	0
523	Kishwaukee	0	0	0	32	0	0	0	10	0
517	Lake Land	16	153	0	22	0	0	0	0	0
536	Lewis and Clark	0	0	19	19	0	0	0	0	0
526	Lincoln Land	0	0	0	28	0	0	0	0	0
528	McHenry County	39	18	0	169	0	6	0	26	0
524	Moraine Valley	57	62	0	201	0	21	10	0	0
527	Morton	0	0	0	0	0	0	0	0	0
535	Oakton	122	65	0	350	0	91	9	48	0
505	Parkland	0	73	0	0	0	0	0	0	0
515	Prairie State	0	5	0	0	0	0	0	0	0
521	Rend Lake	0	5	0	31	0	0	0	0	0
537	Richland	0	36	0	0	0	0	0	0	0
511	Rock Valley	0	22	0	63	25	0	18	0	0
506	Sauk Valley	0	19	0	16	0	0	0	0	0
531	Shawnee	0	0	0	35	0	0	10	0	0
510	South Suburban	0	16	34	0	0	0	0	0	0
533	Southeastern Illinois	0	37	22	0	0	0	6	0	0
522	Southwestern Illinois	0	33	21	31	0	0	11	0	0
534	Spoon River	0	0	0	0	0	9	0	0	0
504	Triton	139	98	0	217	0	0	0	8	0
516	Waubensee	0	13	0	93	0	0	0	18	0
	TOTALS	1,018	1,496	752	2,719	134	373	183	296	11

*All Other Column includes CIP codes with less than 10 course section enrollments.

SOURCE OF DATA: ICCB Centralized Data System--Course Section Enrollment (SU/SR) Data



Illinois Community College Board
Table B-5
ANNUAL DUPLICATED COURSE SECTION ENROLLMENT IN CAREER AND TECHNICAL EDUCATION
BY INSTRUCTIONAL PROGRAM AND BY COLLEGE
FISCAL YEAR 2021

Dist. No.	District/College	Customer Service Management. 520207	E-Commerce/Electronic Commerce. 520208	Transportation/Mobility Management. 520209	Accounting Technology/Technician and Bookkeeping. 520302	Auditing. 520303	Administrative Assistant and Secretarial Science, General. 520401	Receptionist. 520406	Business/Office Automation/Technology/Data Entry. 520407	General Office Occupations and Clerical Services. 520408
503	Black Hawk	0	0	0	162	0	66	0	53	1
518	Carl Sandburg	0	0	0	15	0	2	0	1	67
508	City Colleges of Chicago	(0)	(0)	(281)	(279)	(0)	(7)	(0)	(1,274)	(0)
	Harold Washington	0	0	0	209	0	7	0	423	0
	Harry S Truman	0	0	0	30	0	0	0	98	0
	Kennedy-King	0	0	0	0	0	0	0	158	0
	Malcolm X	0	0	0	17	0	0	0	82	0
	Olive-Harvey	0	0	281	0	0	0	0	73	0
	Richard J. Daley	0	0	0	23	0	0	0	140	0
	Wilbur Wright	0	0	0	0	0	0	0	300	0
502	College of DuPage	0	0	0	262	0	300	0	41	46
532	College of Lake County	0	0	0	52	0	81	0	88	0
507	Danville Area	0	0	0	22	0	8	0	12	2
509	Elgin	0	0	0	139	0	1	0	5	4
512	Harper	7	40	49	371	47	22	0	281	83
540	Heartland	0	0	0	49	0	0	0	0	15
519	Highland	0	0	0	43	0	46	0	7	28
514	Illinois Central	31	0	0	74	0	2	0	77	8
529	Illinois Eastern	(11)	(0)	(0)	(8)	(0)	(39)	(0)	(36)	(8)
	Frontier	0	0	0	0	0	0	0	0	0
	Lincoln Trail	11	0	0	0	0	0	0	0	0
	Olney Central	0	0	0	8	0	39	0	36	8
	Wabash Valley	0	0	0	0	0	0	0	0	0
513	Illinois Valley	0	0	0	55	0	5	0	101	19
530	John A. Logan	0	0	0	71	0	12	0	33	44
539	John Wood	0	0	0	1	0	46	0	156	28
525	Joliet Junior	0	0	0	52	0	16	0	48	6
520	Kankakee	0	0	0	17	0	53	0	0	11
501	Kaskaskia	0	0	0	66	0	6	0	204	10
523	Kishwaukee	0	0	0	13	0	26	0	13	17
517	Lake Land	0	0	0	200	0	69	0	440	13
536	Lewis and Clark	0	0	0	13	0	21	0	4	30
526	Lincoln Land	0	0	0	12	0	5	0	33	5
528	McHenry County	0	0	0	154	0	309	0	89	88
524	Moraine Valley	0	0	0	22	0	60	0	667	62
527	Morton	0	0	0	0	0	0	0	42	25
535	Oakton	0	0	0	610	0	25	0	294	33
505	Parkland	24	0	0	34	0	37	0	273	103
515	Prairie State	0	0	0	0	0	0	0	0	0
521	Rend Lake	0	0	0	21	0	56	0	10	0
537	Richland	0	0	0	21	0	34	0	99	0
511	Rock Valley	0	0	0	288	0	11	0	76	66
506	Sauk Valley	0	0	0	20	0	0	0	126	6
531	Shawnee	0	0	0	19	0	5	0	3	0
510	South Suburban	0	0	0	0	0	0	0	0	0
533	Southeastern Illinois	0	0	0	9	0	0	0	20	42
522	Southwestern Illinois	0	0	0	58	0	220	0	43	0
534	Spoon River	0	0	3	0	0	9	0	0	0
504	Triton	0	0	0	176	0	137	0	68	15
516	Waubensee	0	0	0	253	0	0	95	138	0
	TOTALS	73	40	333	3,661	47	1,736	95	4,855	885

*All Other Column includes CIP codes with less than 10 course section enrollments.

SOURCE OF DATA: ICCB Centralized Data System--Course Section Enrollment (SU/SR) Data



Illinois Community College Board
Table B-5
ANNUAL DUPLICATED COURSE SECTION ENROLLMENT IN CAREER AND TECHNICAL EDUCATION
BY INSTRUCTIONAL PROGRAM AND BY COLLEGE
FISCAL YEAR 2021

Dist. No.	District/College	Parts, Warehousing, and Inventory Management Operations. 520409	Customer Service Support/Call Center/Teleservice Operation. 520411	Entrepreneurship/ Entrepreneurial Studies. 520701	Small Business Administration/Management. 520703	Banking and Financial Support Services. 520803	Financial Planning and Services. 520804	Investments and Securities. 520807	Hospitality Administration/Management, General. 520901	Tourism and Travel Services Management. 520903
503	Black Hawk	0	0	48	0	7	0	27	0	0
518	Carl Sandburg	0	0	0	2	0	5	0	0	0
508	City Colleges of Chicago	(0)	(0)	(240)	(0)	(132)	(0)	(0)	(72)	(0)
	Harold Washington	0	0	174	0	132	0	0	0	0
	Harry S Truman	0	0	0	0	0	0	0	0	0
	Kennedy-King	0	0	34	0	0	0	0	72	0
	Malcolm X	0	0	0	0	0	0	0	0	0
	Olive-Harvey	0	0	32	0	0	0	0	0	0
	Richard J. Daley	0	0	0	0	0	0	0	0	0
	Wilbur Wright	0	0	0	0	0	0	0	0	0
502	College of DuPage	0	199	197	0	75	0	0	88	23
532	College of Lake County	76	0	13	0	0	0	0	0	23
507	Danville Area	0	9	21	0	20	0	0	0	0
509	Elgin	0	0	40	0	0	0	0	0	0
512	Harper	82	0	36	48	61	0	24	0	0
540	Heartland	0	0	0	0	0	0	0	0	0
519	Highland	0	0	0	0	0	0	0	16	0
514	Illinois Central	8	0	11	0	0	0	0	0	0
529	Illinois Eastern	(0)	(0)	(0)	(0)	(44)	(0)	(0)	(0)	(0)
	Frontier	0	0	0	0	0	0	0	0	0
	Lincoln Trail	0	0	0	0	0	0	0	0	0
	Olney Central	0	0	0	0	44	0	0	0	0
	Wabash Valley	0	0	0	0	0	0	0	0	0
513	Illinois Valley	0	0	10	0	0	0	0	0	0
530	John A. Logan	0	0	0	11	0	0	0	0	0
539	John Wood	0	34	71	0	15	0	0	0	0
525	Joliet Junior	0	55	24	0	0	0	0	9	0
520	Kankakee	0	0	21	0	0	0	0	0	0
501	Kaskaskia	0	0	28	0	0	0	0	0	0
523	Kishwaukee	0	0	8	0	0	0	0	0	0
517	Lake Land	0	0	110	0	95	0	0	0	0
536	Lewis and Clark	0	0	0	0	15	0	18	0	0
526	Lincoln Land	0	0	52	0	0	0	0	0	0
528	McHenry County	0	0	0	102	0	0	0	0	0
524	Moraine Valley	0	0	61	0	72	12	0	0	0
527	Morton	0	0	0	0	0	0	0	0	0
535	Oakton	105	7	39	0	0	0	0	0	0
505	Parkland	0	0	46	0	0	0	23	0	0
515	Prairie State	0	0	19	0	0	0	0	0	0
521	Rend Lake	0	0	0	0	0	0	0	0	0
537	Richland	0	0	0	0	11	0	0	0	0
511	Rock Valley	0	22	0	0	14	0	0	0	0
506	Sauk Valley	0	0	14	0	0	0	0	0	0
531	Shawnee	0	0	0	0	5	0	0	0	0
510	South Suburban	0	0	0	0	0	0	0	0	0
533	Southeastern Illinois	0	13	0	0	0	0	0	0	0
522	Southwestern Illinois	0	0	23	0	0	0	0	0	0
534	Spoon River	0	26	13	21	0	0	0	0	0
504	Triton	0	0	16	0	0	0	0	0	0
516	Waubonsee	0	0	0	62	0	0	0	0	0
	TOTALS	271	365	1,161	246	566	17	92	185	46

*All Other Column includes CIP codes with less than 10 course section enrollments.

SOURCE OF DATA: ICCB Centralized Data System--Course Section Enrollment (SU/SR) Data



Illinois Community College Board
Table B-5
ANNUAL DUPLICATED COURSE SECTION ENROLLMENT IN CAREER AND TECHNICAL EDUCATION
BY INSTRUCTIONAL PROGRAM AND BY COLLEGE
FISCAL YEAR 2021

Dist. No.	District/College	Hotel/Motel Administration/Management. 520904	Resort Management. 520906	Meeting and Event Planning. 520907	Human Resources Management/Personnel Administration, General. 521001	Labor and Industrial Relations. 521002	Organizational Behavior Studies. 521003	International Business/Trade/Commerce. 521101	Marketing/Marketing Management, General. 521401	Marketing Research. 521402
503	Black Hawk	0	0	0	10	0	46	0	23	0
518	Carl Sandburg	0	0	0	0	0	0	0	5	0
508	City Colleges of Chicago	(0)	(0)	(0)	(172)	(0)	(23)	(0)	(0)	(0)
	Harold Washington	0	0	0	142	0	23	0	0	0
	Harry S Truman	0	0	0	0	0	0	0	0	0
	Kennedy-King	0	0	0	0	0	0	0	0	0
	Malcolm X	0	0	0	0	0	0	0	0	0
	Olive-Harvey	0	0	0	3	0	0	0	0	0
	Richard J. Daley	0	0	0	0	0	0	0	0	0
	Wilbur Wright	0	0	0	27	0	0	0	0	0
502	College of DuPage	328	11	0	448	0	24	0	215	32
532	College of Lake County	0	0	0	44	0	0	0	0	0
507	Danville Area	0	0	0	10	0	8	0	0	0
509	Elgin	0	0	0	43	0	66	0	54	64
512	Harper	62	0	0	174	77	137	100	76	11
540	Heartland	0	0	0	0	0	0	0	0	20
519	Highland	9	0	0	0	0	5	0	0	0
514	Illinois Central	0	0	0	28	0	0	0	0	0
529	Illinois Eastern	(0)	(0)	(14)	(27)	(0)	(0)	(0)	(0)	(0)
	Frontier	0	0	0	0	0	0	0	0	0
	Lincoln Trail	0	0	14	0	0	0	0	0	0
	Olney Central	0	0	0	7	0	0	0	0	0
	Wabash Valley	0	0	0	20	0	0	0	0	0
513	Illinois Valley	0	0	0	0	0	0	0	0	0
530	John A. Logan	0	0	0	0	0	0	0	18	0
539	John Wood	0	0	0	0	0	0	0	42	0
525	Joliet Junior	44	0	0	41	0	62	7	13	0
520	Kankakee	0	0	0	13	0	11	0	0	0
501	Kaskaskia	0	0	0	9	0	0	0	3	0
523	Kishwaukee	0	0	0	0	0	19	0	0	0
517	Lake Land	0	0	0	0	0	75	0	19	0
536	Lewis and Clark	0	0	0	27	0	0	0	0	0
526	Lincoln Land	0	0	0	0	0	2	0	41	0
528	McHenry County	0	0	0	63	0	0	25	48	12
524	Moraine Valley	19	0	0	112	0	0	0	7	0
527	Morton	0	0	0	0	0	0	0	0	0
535	Oakton	0	0	0	43	0	20	3	118	47
505	Parkland	0	0	0	37	0	52	0	14	0
515	Prairie State	0	0	0	0	0	0	0	0	0
521	Rend Lake	0	0	0	0	0	0	0	10	0
537	Richland	5	0	0	24	0	19	11	5	0
511	Rock Valley	0	0	0	0	0	87	0	0	0
506	Sauk Valley	0	0	0	10	0	28	0	3	0
531	Shawnee	0	0	0	0	0	7	0	0	0
510	South Suburban	0	0	0	0	0	0	0	0	0
533	Southeastern Illinois	0	0	0	15	0	0	0	0	0
522	Southwestern Illinois	0	0	0	52	0	22	0	82	0
534	Spoon River	0	0	0	7	0	0	0	0	0
504	Triton	37	0	0	213	24	7	0	0	0
516	Waubensee	0	0	0	42	0	33	0	27	0
	TOTALS	504	11	14	1,664	101	753	146	823	186

*All Other Column includes CIP codes with less than 10 course section enrollments.

SOURCE OF DATA: ICCB Centralized Data System--Course Section Enrollment (SU/SR) Data



Illinois Community College Board
Table B-5
ANNUAL DUPLICATED COURSE SECTION ENROLLMENT IN CAREER AND TECHNICAL EDUCATION
BY INSTRUCTIONAL PROGRAM AND BY COLLEGE
FISCAL YEAR 2021

Dist. No.	District/College	Real Estate. 521501	Insurance. 521701	Retailing and Retail Operations. 521803	Selling Skills and Sales Operations. 521804	Fashion Merchandising. 521902	Tourism and Travel Services Marketing Operations. 521905	Business and Personal/Financial Services Marketing Operations. 521908	Business, Management, Marketing, and Related Support Services, Other. 529999	All Other*
503	Black Hawk	0	0	36	0	0	0	0	16	0
518	Carl Sandburg	0	0	0	0	0	0	0	6	0
508	City Colleges of Chicago	(0)	(41)	(0)	(35)	(0)	(0)	(0)	(16)	(10)
	Harold Washington	0	41	0	8	0	0	0	1	0
	Harry S Truman	0	0	0	0	0	0	0	0	0
	Kennedy-King	0	0	0	0	0	0	0	5	5
	Malcolm X	0	0	0	0	0	0	0	0	0
	Olive-Harvey	0	0	0	27	0	0	0	0	0
	Richard J. Daley	0	0	0	0	0	0	0	10	0
	Wilbur Wright	0	0	0	0	0	0	0	0	5
502	College of DuPage	0	0	48	56	73	50	0	123	15
532	College of Lake County	0	0	0	12	0	0	0	0	6
507	Danville Area	0	0	6	1	0	0	0	21	0
509	Elgin	0	0	29	50	0	0	0	3	0
512	Harper	0	80	22	54	101	0	0	65	8
540	Heartland	0	0	0	0	0	0	0	30	0
519	Highland	0	0	0	0	0	0	0	0	10
514	Illinois Central	0	0	0	11	0	0	0	16	1
529	Illinois Eastern	(0)	(0)	(0)	(7)	(0)	(0)	(0)	(17)	(1)
	Frontier	0	0	0	0	0	0	0	0	0
	Lincoln Trail	0	0	0	0	0	0	0	17	0
	Olney Central	0	0	0	0	0	0	0	0	1
	Wabash Valley	0	0	0	7	0	0	0	0	0
513	Illinois Valley	0	0	0	0	0	0	0	1	0
530	John A. Logan	0	0	0	12	0	0	0	0	0
539	John Wood	0	0	0	0	0	0	0	0	2
525	Joliet Junior	0	0	0	60	0	0	0	20	0
520	Kankakee	0	0	0	0	0	0	0	4	0
501	Kaskaskia	0	0	0	0	0	0	0	0	2
523	Kishwaukee	0	0	0	0	0	0	0	0	3
517	Lake Land	0	0	21	45	0	0	0	43	5
536	Lewis and Clark	41	0	0	0	0	0	0	1	13
526	Lincoln Land	0	0	0	0	0	0	0	0	6
528	McHenry County	0	0	0	44	0	0	0	35	0
524	Moraine Valley	0	0	34	27	0	0	0	182	0
527	Morton	0	0	0	0	0	0	0	0	0
535	Oakton	0	0	0	0	0	0	0	2	1
505	Parkland	0	0	0	0	0	0	0	4	1
515	Prairie State	0	0	0	0	0	0	0	25	0
521	Rend Lake	0	0	0	0	0	0	0	0	11
537	Richland	0	0	0	0	0	0	0	0	7
511	Rock Valley	0	0	0	0	0	0	0	29	0
506	Sauk Valley	0	0	5	11	0	0	0	0	4
531	Shawnee	0	0	0	0	0	0	0	0	0
510	South Suburban	0	0	0	0	0	0	0	0	4
533	Southeastern Illinois	0	0	0	0	0	0	0	5	0
522	Southwestern Illinois	0	0	0	0	0	0	0	0	0
534	Spoon River	0	0	0	0	0	0	0	0	1
504	Triton	0	0	0	0	0	4	12	0	10
516	Waubensee	0	0	0	0	0	0	0	0	0
	TOTALS	41	121	201	425	174	54	12	664	121

*All Other Column includes CIP codes with less than 10 course section enrollments.

SOURCE OF DATA: ICCB Centralized Data System--Course Section Enrollment (SU/SR) Data



Illinois Community College Board
Table B-5
ANNUAL DUPLICATED COURSE SECTION ENROLLMENT IN CAREER AND TECHNICAL EDUCATION
BY INSTRUCTIONAL PROGRAM AND BY COLLEGE
FISCAL YEAR 2021

Dist. No.	District/College	Total
503	Black Hawk	3,163
518	Carl Sandburg	649
508	City Colleges of Chicago	(22,802)
	Harold Washington	5,908
	Harry S Truman	1,139
	Kennedy-King	1,693
	Malcolm X	7,257
	Olive-Harvey	1,387
	Richard J. Daley	1,920
	Wilbur Wright	3,498
502	College of DuPage	15,148
532	College of Lake County	3,054
507	Danville Area	991
509	Elgin	3,595
512	Harper	11,473
540	Heartland	1,596
519	Highland	494
514	Illinois Central	4,583
529	Illinois Eastern	(996)
	Frontier	16
	Lincoln Trail	272
	Olney Central	634
	Wabash Valley	74
513	Illinois Valley	878
530	John A. Logan	1,247
539	John Wood	1,446
525	Joliet Junior	2,797
520	Kankakee	1,106
501	Kaskaskia	2,298
523	Kishwaukee	1,151
517	Lake Land	5,539
536	Lewis and Clark	1,520
526	Lincoln Land	1,502
528	McHenry County	4,031
524	Moraine Valley	8,304
527	Morton	442
535	Oakton	5,823
505	Parkland	3,063
515	Prairie State	494
521	Rend Lake	2,131
537	Richland	1,354
511	Rock Valley	3,706
506	Sauk Valley	1,158
531	Shawnee	610
510	South Suburban	696
533	Southeastern Illinois	730
522	Southwestern Illinois	3,898
534	Spoon River	438
504	Triton	8,405
516	Waubensee	<u>3,543</u>
	TOTALS	136,854

*All Other Column includes CIP codes with less than 10 course section enrollments.

SOURCE OF DATA: ICCB Centralized Data System--Course Section Enrollment (SU/SR) Data